

Jaguar Classic Challenge

SPA SIX HOURS


Race

Analysis

Personal Best Session Best B Crossing the finish line in pit lane

Lap	D	Time	Sector 1	Sector 2	Sector 3	Kph	Elapsed	Lap	D	Time	Sector 1	Sector 2	Sector 3	Kph	Elapsed
10 1.Simon BUTLER 2.Martin RICH								JAGUAR E-type E							
1	1	3:03.547	51.643	1:24.790	47.114	135.0	3:03.547	3	1	3:14.647	55.297	1:27.978	51.372	129.5	9:49.714
2	1	3:03.889	51.921	1:24.695	47.273	137.1	6:07.436	4	1	3:14.214	54.825	1:27.879	51.510	129.8	13:03.928
3	1	3:02.514	51.416	1:24.352	46.746	138.1	9:09.950	5	1	3:13.812	55.057	1:27.884	50.871	130.1	16:17.740
4	1	3:01.268	50.605	1:23.743	46.920	139.1	12:11.218	6	1	3:15.047	56.062	1:27.598	51.387	129.3	19:32.787
5	1	3:01.826	50.360	1:24.555	46.911	138.7	15:13.044	7	1	3:15.371	55.317	1:28.508	51.546	129.1	22:48.158
6	1	2:59.539	49.999	1:22.735	46.805	140.4	18:12.583	8	1	3:16.986	56.174	1:28.878	51.934	128.0	26:05.144
7	1	2:58.347	49.985	1:21.963	46.399	141.4	21:10.930	9	1	3:28.845	B 55.569	1:28.795	1:04.481	120.7	29:33.989
8	1	2:59.521	49.987	1:22.068	47.466	140.5	24:10.451	10	1	4:41.424	2:19.961	1:28.977	52.486	89.6	34:15.413
9	1	3:07.911	B 51.065	1:22.827	54.019	134.2	27:18.362	11	1	3:16.868	55.875	1:28.800	52.193	128.1	37:32.281
10	1	4:24.537	2:12.212	1:24.875	47.450	95.3	31:42.899	12	1	3:14.033	54.545	1:28.295	51.193	129.9	40:46.314
11	1	3:04.656	51.784	1:24.931	47.941	136.5	34:47.555	13	1	3:16.774	55.459	1:29.248	52.067	128.1	44:03.088
12	1	3:04.853	52.262	1:24.918	47.673	136.4	37:52.408	14	1	3:15.481	55.295	1:29.911	50.275	129.0	47:18.569
13	1	3:03.433	51.165	1:24.224	48.044	137.5	40:55.841	15	1	3:16.430	54.874	1:30.010	51.546	128.4	50:34.999
14	1	3:05.810	51.520	1:25.344	48.946	135.7	44:01.651								
15	1	3:04.473	51.720	1:24.847	47.906	136.7	47:06.124								
16	1	3:06.111	51.692	1:26.176	48.243	135.5	50:12.235								
12 1.Grahame BULL 2.Alan BULL								JAGUAR E-type F							
1	1	3:14.158	55.165	1:27.709	51.284	127.6	3:14.158	1	1	2:55.819	49.890	1:20.047	45.882	140.9	2:55.819
2	1	3:13.114	54.086	1:27.895	51.133	130.6	6:27.272	2	1	2:55.687	49.650	1:20.185	45.852	143.5	5:51.506
3	1	3:15.530	55.199	1:28.075	52.256	129.0	9:42.802	3	1	2:55.899	49.277	1:20.662	45.960	143.3	8:47.405
4	1	3:13.544	53.778	1:28.254	51.512	130.3	12:56.346	4	1	2:55.481	49.428	1:20.108	45.945	143.7	11:42.886
5	1	3:12.803	53.222	1:27.918	51.663	130.8	16:09.149	5	1	2:56.253	49.179	1:20.891	46.183	143.1	14:39.139
6	1	3:11.527	53.123	1:27.478	50.926	131.6	19:20.676	6	1	2:56.371	49.266	1:20.708	46.397	143.0	17:35.510
7	1	3:12.864	54.226	1:27.748	50.890	130.7	22:33.540	7	1	2:57.492	50.265	1:20.989	46.238	142.1	20:33.002
8	1	3:21.710	B 53.643	1:28.997	59.070	125.0	25:55.250	8	1	2:58.886	50.482	1:21.412	46.992	141.0	23:31.888
9	1	4:29.979	2:11.579	1:27.477	50.923	93.4	30:25.229	9	1	3:00.320	51.400	1:22.217	46.703	139.8	26:32.208
10	1	3:09.452	53.177	1:25.826	50.449	133.1	33:34.681	10	1	3:02.134	51.715	1:22.702	47.717	138.4	29:34.342
11	1	3:08.972	52.647	1:26.151	50.174	133.4	36:43.653	11	1	3:08.896	B 51.354	1:22.138	55.404	133.5	32:43.238
12	1	3:17.969	54.536	1:29.398	54.035	127.4	40:01.622	12	1	4:18.696	2:11.315	1:21.306	46.075	97.5	37:01.934
								13	1	2:54.120	48.403	1:20.137	45.580	144.8	39:56.054
								14	1	2:55.260	48.665	1:21.202	45.393	143.9	42:51.314
								15	1	2:58.759	48.991	1:21.532	48.236	141.1	45:50.073
								16	1	2:58.705	50.100	1:21.480	47.125	141.1	48:48.778
22 1.Costas MICHAEL								JAGUAR E-type E							
1	1	3:04.694					3:04.694	1	1	3:04.694				134.1	3:04.694
2	1	3:04.178					6:08.872	2	1	3:04.178				136.9	6:08.872
3	1	3:23.022	B				9:31.894	3	1	3:23.022	B			124.2	9:31.894
23 1.Roger COPE								JAGUAR Mk1 Saloon B							
1	1	3:28.531	1:03.749	1:31.948	52.834	118.8	3:28.531	1	1	3:28.531	1:03.749	1:31.948	52.834	118.8	3:28.531
2	1	3:25.330	57.731	1:33.592	54.007	122.8	6:53.861	2	1	3:25.330	57.731	1:33.592	54.007	122.8	6:53.861
3	1	3:27.053	58.218	1:34.941	53.894	121.8	10:20.914	3	1	3:27.053	58.218	1:34.941	53.894	121.8	10:20.914
4	1	3:27.148	58.316	1:34.867	53.965	121.7	13:48.062	4	1	3:27.148	58.316	1:34.867	53.965	121.7	13:48.062
5	1	3:27.611	57.880	1:34.893	54.838	121.4	17:15.673	5	1	3:27.611	57.880	1:34.893	54.838	121.4	17:15.673
6	1	3:27.835	58.261	1:35.831	53.743	121.3	20:43.508	6	1	3:27.835	58.261	1:35.831	53.743	121.3	20:43.508
7	1	3:37.449	B 57.548	1:34.616	1:05.285	116.0	24:20.957	7	1	3:37.449	B 57.548	1:34.616	1:05.285	116.0	24:20.957
8	1	4:48.841	2:19.523	1:34.882	54.436	87.3	29:09.798	8	1	4:48.841	2:19.523	1:34.882	54.436	87.3	29:09.798
9	1	3:24.980	57.380	1:34.141	53.459	123.0	32:34.778	9	1	3:24.980	57.380	1:34.141	53.459	123.0	32:34.778
10	1	3:25.229	57.888	1:33.795	53.546	122.9	36:00.007	10	1	3:25.229	57.888	1:33.795	53.546	122.9	36:00.007
11	1	3:26.330	57.273	1:34.112	54.945	122.2	39:26.337	11	1	3:26.330	57.273	1:34.112	54.945	122.2	39:26.337
12	1	3:25.378	57.095	1:34.374	53.909	122.8	42:51.715	12	1	3:25.378	57.095	1:34.374	53.909	122.8	42:51.715
13	1	3:32.745	1:00.523	1:38.450	53.772	118.5	46:24.460	13	1	3:32.745	1:00.523	1:38.450	53.772	118.5	46:24.460
14	1	3:29.642	58.755	1:36.846	54.041	120.3	49:54.102	14	1	3:29.642	58.755	1:36.846	54.041	120.3	49:54.102





Jaguar Classic Challenge

SPA SIX HOURS


Race

Analysis

Personal Best Session Best B Crossing the finish line in pit lane

Lap	D	Time	Sector 1	Sector 2	Sector 3	Kph	Elapsed	Lap	D	Time	Sector 1	Sector 2	Sector 3	Kph	Elapsed
27 1.Stefan ZIEGLER 2.Martin STRETTON								JAGUAR E-type E							
1	1	3:05.392	53.844	1:23.761	47.787	133.6	3:05.392	9	1	3:07.003	51.948	1:26.271	48.784	134.8	28:09.420
2	1	3:04.166	50.519	1:25.287	48.360	136.9	6:09.558	10	1	4:16.155 B	51.610	1:27.163	1:57.382	98.4	32:25.575
3	1	3:01.427	51.180	1:22.936	47.311	139.0	9:10.985	11	1	3:19.599	1:04.249	1:26.514	48.836	126.3	35:45.174
4	1	3:00.805	49.844	1:23.816	47.145	139.5	12:11.790	12	1	3:07.156	51.912	1:26.548	48.696	134.7	38:52.330
5	1	2:59.574	49.694	1:22.943	46.937	140.4	15:11.364	13	1	3:07.162	51.871	1:26.695	48.596	134.7	41:59.492
6	1	2:58.569	49.575	1:22.417	46.577	141.2	18:09.933	14	1	3:07.259	51.815	1:27.151	48.293	134.6	45:06.751
7	1	2:59.845	49.796	1:22.983	47.066	140.2	21:09.778	15	1	3:06.556	51.903	1:26.119	48.534	135.2	48:13.307
8	1	3:05.973 B	50.001	1:22.285	53.687	135.6	24:15.751	16	1	3:06.793	51.598	1:26.162	49.033	135.0	51:20.100
9	1	4:22.070	2:07.538	1:26.054	48.478	96.2	28:37.821								
10	1	3:07.518	52.147	1:26.259	49.112	134.5	31:45.339								
11	1	3:04.970	51.038	1:25.330	48.602	136.3	34:50.309								
12	1	3:03.891	50.976	1:24.871	48.044	137.1	37:54.200								
13	1	3:04.075	50.665	1:25.248	48.162	137.0	40:58.275								
14	1	3:08.314	52.011	1:26.268	50.035	133.9	44:06.589								
15	1	3:07.720	52.618	1:26.882	48.220	134.3	47:14.309								
16	1	3:05.595	51.398	1:25.647	48.550	135.9	50:19.904								
42 1.Geoff OTTLEY								JAGUAR XK120 I							
1	1	3:38.760	1:09.995	1:33.759	55.006	113.3	3:38.760								
2	1	3:28.164	59.586	1:32.558	56.020	121.1	7:06.924								
3	1	3:27.491	59.977	1:32.877	54.637	121.5	10:34.415								
4	1	3:28.330	59.218	1:32.565	56.547	121.0	14:02.745								
5	1	3:28.287	59.883	1:32.183	56.221	121.1	17:31.032								
52 1.Rhea SAUTTER 2.Andrew NEWALL								JAGUAR E-type E							
1	1	3:06.233	52.577	1:25.440	48.216	133.0	3:06.233								
2	1	3:03.107	51.074	1:24.642	47.391	137.7	6:09.340								
3	1	3:05.001	52.186	1:24.140	48.675	136.3	9:14.341								
4	1	3:03.946	51.777	1:24.519	47.650	137.1	12:18.287								
5	1	3:02.618	51.873	1:23.653	47.092	138.1	15:20.905								
6	1	3:11.094 B	51.356	1:23.089	56.649	131.9	18:31.999								
7	1	4:12.264	2:04.735	1:21.578	45.951	100.0	22:44.263								
8	1	2:57.550	49.221	1:21.462	46.867	142.0	25:41.813								
9	1	2:56.160	49.392	1:21.036	45.732	143.1	28:37.973								
10	1	2:59.657	51.817	1:21.938	45.902	140.3	31:37.630								
11	1	2:56.200	48.672	1:21.531	45.997	143.1	34:33.830								
12	1	2:58.322	49.173	1:22.696	46.453	141.4	37:32.152								
13	1	2:58.136	49.184	1:22.627	46.325	141.5	40:30.288								
14	1	2:58.711	49.351	1:22.578	46.782	141.1	43:28.999								
15	1	2:59.621	48.834	1:24.588	46.199	140.4	46:28.620								
16	1	2:57.778	49.060	1:22.441	46.277	141.8	49:26.398								
58 1.Harry WYNNDHAM								JAGUAR E-type F							
1	1	3:10.796	54.944	1:27.171	48.681	129.9	3:10.796								
2	1	3:06.492	52.227	1:25.998	48.267	135.2	6:17.288								
3	1	3:07.383	52.356	1:26.139	48.888	134.6	9:24.671								
4	1	3:08.266	52.854	1:26.551	48.861	133.9	12:32.937								
5	1	3:07.178	52.196	1:26.135	48.847	134.7	15:40.115								
6	1	3:06.784	51.819	1:26.077	48.888	135.0	18:46.899								
7	1	3:07.758	52.236	1:27.018	48.504	134.3	21:54.657								
8	1	3:07.760	52.072	1:26.772	48.916	134.3	25:02.417								
66 1.Kevin ZWOLINSKI								JAGUAR XK140 I							
1	1	3:36.783	1:09.431	1:32.483	54.869	114.3	3:36.783								
2	1	3:27.170	58.929	1:33.642	54.599	121.7	7:03.953								
3	1	3:28.251	58.950	1:34.199	55.102	121.1	10:32.204								
4	1	3:30.721	59.409	1:33.598	57.714	119.7	14:02.925								
5	1	3:28.875	1:00.074	1:34.669	54.132	120.7	17:31.800								
6	1	3:30.634	1:02.755	1:32.968	54.911	119.7	21:02.434								
7	1	3:27.806	59.291	1:33.050	55.465	121.3	24:30.240								
8	1	3:43.712 B	1:01.220	1:34.433	1:08.059	112.7	28:13.952								
9	1	3:57.192 B	1:19.541	1:33.851	1:03.800	106.3	32:11.144								
68 1.Marc GORDON								JAGUAR XK150 A							
1	1	3:25.186	1:02.239	1:30.873	52.074	120.7	3:25.186								
2	1	3:17.159	55.357	1:30.013	51.789	127.9	6:42.345								
3	1	3:17.032	54.497	1:31.096	51.439	128.0	9:59.377								
4	1	3:18.647	54.869	1:32.104	51.674	126.9	13:18.024								
5	1	3:16.089	54.755	1:29.898	51.436	128.6	16:34.113								
6	1	3:15.472	54.170	1:29.819	51.483	129.0	19:49.585								
7	1	3:18.073	54.909	1:31.152	52.012	127.3	23:07.658								
8	1	3:26.896 B	55.319	1:31.371	1:00.206	121.9	26:34.554								
9	1	4:28.847	2:05.869	1:31.129	51.849	93.8	31:03.401								
10	1	3:16.084	54.495	1:30.006	51.583	128.6	34:19.485								
11	1	3:17.068	54.300	1:30.662	52.106	127.9	37:36.553								
12	1	3:14.574	53.873	1:29.517	51.184	129.6	40:51.127								
13	1	3:18.259	55.074	1:29.698	53.487	127.2	44:09.386								
14	1	3:16.257	56.140	1:29.506	50.611	128.5	47:25.643								
15	1	3:15.689	54.444	1:30.709	50.536	128.8	50:41.332								
72 1.Jamie BOOT								JAGUAR E-type E							
1	1	3:09.156	53.992	1:25.981	49.183	131.0	3:09.156								
2	1	3:07.896	53.574	1:25.354	48.968	134.2	6:17.052								
3	1	3:08.519	53.160	1:26.401	48.958	133.7	9:25.571								
4	1	3:08.026	52.129	1:26.863	49.034	134.1	12:33.597								
5	1	3:07.228	51.897	1:26.452	48.879	134.7	15:40.825								
6	1	3:06.902	51.869	1:26.245	48.788	134.9	18:47.727								
7	1	3:05.667	51.394	1:26.075	48.198	135.8	21:53.394								
8	1	3:04.798	51.521	1:24.833	48.444	136.4	24:58.192								
9	1	3:05.493	51.165	1:25.241	49.087	135.9	28:03.685								
10	1	3:15.046 B	51.422	1:24.970	58.654	129.3	31:18.731								
11	1	4:32.753	2:19.092	1:24.889	48.772	92.4	35:51.484								
12	1	3:02.931	50.944	1:24.077	47.910	137.8	38:54.415								
13	1	3:05.770	50.479	1:25.511	48.780	135.7	42:00.185								
14	1	3:04.710	50.971	1:25.140	48.599	136.5	45:04.895								
15	1	3:04.978	51.049	1:25.219	48.710	136.3	48:09.873								
16	1	3:06.471	51.473	1:25.559	49.439	135.2	51:16.344								

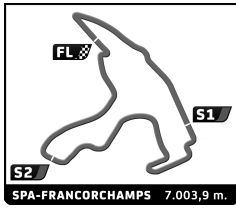




Jaguar Classic Challenge SPA SIX HOURS Race Analysis

Personal Best Session Best B Crossing the finish line in pit lane

Lap	D	Time	Sector 1	Sector 2	Sector 3	Kph	Elapsed	Lap	D	Time	Sector 1	Sector 2	Sector 3	Kph	Elapsed
75 1.Georg NOLTE 2.Michael FUNKE								JAGUAR E-type D							
1	1	3:17.854	58.270	1:29.447	50.137	125.2	3:17.854	1	1	3:22.455	1:00.874	1:29.728	51.853	122.4	3:22.455
2	1	3:11.365	52.859	1:29.534	48.972	131.8	6:29.219	2	1	3:18.467	55.765	1:30.136	52.566	127.0	6:40.922
3	1	3:09.975	53.245	1:26.868	49.862	132.7	9:39.194	3	1	3:17.732	55.948	1:29.679	52.105	127.5	9:58.654
4	1	3:15.134	53.803	1:27.652	53.679	129.2	12:54.328	4	1	3:18.339	55.712	1:31.053	51.574	127.1	13:16.993
5	1	4:22.559 B	1:18.885	1:47.939	1:15.735	96.0	17:16.887	5	1	3:16.331	55.402	1:29.150	51.779	128.4	16:33.324
6	1	5:51.077	3:40.820	1:23.162	47.095	71.8	23:07.964	6	1	3:16.967	55.213	1:29.807	51.947	128.0	19:50.291
7	1	2:58.364	50.093	1:21.754	46.517	141.4	26:06.328	7	1	3:23.841 B	54.506	1:29.189	1:00.146	123.7	23:14.132
8	1	2:57.662	49.830	1:21.677	46.155	141.9	29:03.990	8	1	4:37.404	2:16.500	1:28.296	52.608	90.9	27:51.536
9	1	2:58.604	49.750	1:21.671	47.183	141.2	32:02.594	9	1	3:16.843	55.664	1:29.243	51.936	128.1	31:08.379
10	1	2:56.871	49.506	1:21.466	45.899	142.6	34:59.465	10	1	3:14.629	54.914	1:28.202	51.513	129.5	34:23.008
11	1	2:59.660	50.975	1:21.929	46.756	140.3	37:59.125	11	1	3:14.134	54.429	1:28.746	50.959	129.9	37:37.142
12	1	2:56.581	48.684	1:21.758	46.139	142.8	40:55.706	12	1	3:14.774	54.263	1:29.153	51.358	129.5	40:51.916
13	1	2:57.610	49.373	1:22.206	46.031	142.0	43:53.316	13	1	3:16.507	54.803	1:29.474	52.230	128.3	44:08.423
14	1	2:56.423	48.794	1:21.571	46.058	142.9	46:49.739	14	1	3:15.711	54.016	1:29.258	52.437	128.8	47:24.134
15	1	2:57.216	48.542	1:22.550	46.124	142.3	49:46.955	15	1	3:15.762	55.279	1:28.672	51.811	128.8	50:39.896
82 1.Robert BINFIELD								JAGUAR E-Type D							
1	1	3:17.377	57.605	1:28.670	51.102	125.5	3:17.377	1	1	3:34.731	1:05.688	1:34.896	54.147	115.4	3:34.731
2	1	3:14.111	54.628	1:28.867	50.616	129.9	6:31.488	2	1	3:19.804	57.337	1:28.838	53.629	126.2	6:54.535
3	1	3:11.905	53.489	1:27.529	50.887	131.4	9:43.393	3	1	3:16.828	55.413	1:29.179	52.236	128.1	10:11.363
4	1	3:11.121	53.556	1:27.076	50.489	131.9	12:54.514	4	1	3:16.540	56.004	1:27.936	52.600	128.3	13:27.903
5	1	3:11.504	53.308	1:27.199	50.997	131.7	16:06.018	5	1	3:15.188	54.556	1:28.759	51.873	129.2	16:43.091
6	1	3:10.208	53.314	1:26.967	49.927	132.6	19:16.226	6	1	3:13.529	54.375	1:27.790	51.364	130.3	19:56.620
7	1	3:11.141	53.237	1:26.933	50.971	131.9	22:27.367	7	1	3:12.674	54.049	1:27.291	51.334	130.9	23:09.294
8	1	3:11.194	53.607	1:27.304	50.283	131.9	25:38.561	8	1	3:24.474 B	54.337	1:28.684	1:01.453	123.3	26:33.768
9	1	3:11.367	53.754	1:27.270	50.343	131.8	28:49.928	9	1	4:38.190	2:16.990	1:28.809	52.391	90.6	31:11.958
10	1	3:22.610 B	53.861	1:27.353	1:01.396	124.4	32:12.538	10	1	3:11.865	54.071	1:25.820	51.974	131.4	34:23.823
11	1	4:25.023	2:07.405	1:27.514	50.104	95.1	36:37.561	11	1	3:09.751	53.391	1:25.610	50.750	132.9	37:33.574
12	1	3:12.858	53.332	1:27.537	51.989	130.7	39:50.419	12	1	3:13.527	54.099	1:27.679	51.749	130.3	40:47.101
13	1	3:11.892	53.302	1:28.246	50.344	131.4	43:02.311	13	1	3:15.111	55.363	1:28.643	51.105	129.2	44:02.212
14	1	3:15.947	54.834	1:29.837	51.276	128.7	46:18.258	14	1	3:09.443	53.073	1:26.108	50.262	133.1	47:11.655
15	1	3:17.234	55.579	1:29.379	52.276	127.8	49:35.492	15	1	3:09.879	53.411	1:26.978	49.490	132.8	50:21.534
84 1.Read GOMM								JAGUAR E-type E							
1	1	3:09.898	54.385	1:26.456	49.057	130.5	3:09.898	1	1	2:55.077	48.806	1:20.037	46.234	141.5	2:55.077
2	1	3:09.010	53.217	1:26.850	48.943	133.4	6:18.908	2	1	2:55.220	48.572	1:20.636	46.012	143.9	5:50.297
3	1	3:07.204	52.681	1:25.474	49.049	134.7	9:26.112	3	1	2:55.799	48.864	1:21.165	45.770	143.4	8:46.096
4	1	3:08.111	52.380	1:26.503	49.228	134.0	12:34.223	4	1	2:56.337	49.415	1:20.793	46.129	143.0	11:42.433
5	1	3:13.061 B	52.235	1:25.932	54.894	130.6	15:47.284	5	1	2:56.310	49.112	1:20.960	46.238	143.0	14:38.743
6	1	3:33.797	1:16.799	1:26.101	50.897	117.9	19:21.081	6	1	2:55.985	49.130	1:20.933	45.922	143.3	17:34.728
7	1	3:13.662 B	53.222	1:24.661	55.779	130.2	22:34.743	7	1	2:56.366	49.411	1:20.911	46.044	143.0	20:31.094
8	1	4:20.024	2:04.752	1:26.085	49.187	97.0	26:54.767	8	1	2:56.620	48.859	1:21.724	46.037	142.8	23:27.714
9	1	3:06.529	52.405	1:25.219	48.905	135.2	30:01.296	9	1	2:57.436	48.722	1:21.712	47.002	142.1	26:25.150
10	1	3:06.508	52.077	1:25.218	49.213	135.2	33:07.804	10	1	2:57.927	48.679	1:22.404	46.844	141.7	29:23.077
11	1	3:09.674	52.714	1:26.687	50.273	132.9	36:17.478	11	1	3:04.422 B	49.415	1:22.002	53.005	136.7	32:27.499
12	1	3:07.481	52.602	1:25.229	49.650	134.5	39:24.959	12	1	4:34.558	2:11.467	1:31.643	51.448	91.8	37:02.057
13	1	3:07.672	52.230	1:25.906	49.536	134.4	42:32.631	13	1	3:11.150	52.181	1:28.365	50.604	131.9	40:13.207
14	1	3:09.565	53.832	1:26.574	49.159	133.0	45:42.196	14	1	3:08.959	51.615	1:27.411	49.933	133.4	43:22.166
15	1	3:08.409	52.281	1:25.614	50.514	133.8	48:50.605	15	1	3:12.630	53.765	1:29.118	49.747	130.9	46:34.796
16	1	3:10.971	51.978	1:28.842	50.151	132.0	49:45.767								
141 1.Robert FRANCIS 2.John THOMPSON								JAGUAR XK120 I							
1	1	3:34.731	1:05.688	1:34.896	54.147	115.4	3:34.731	1	1	3:34.241	1:05.245	1:34.829	54.167	115.6	3:34.241
2	1	3:19.804	57.337	1:28.838	53.629	126.2	6:54.535	2	1	3:28.126	58.234	1:34.817	55.075	121.1	7:02.367
3	1	3:16.828	55.413	1:29.179	52.236	128.1	10:11.363								
4	1	3:16.540	56.004	1:27.936	52.600	128.3	13:27.903								
5	1	3:15.188	54.556	1:28.759	51.873	129.2	16:43.091								
6	1	3:13.529	54.375	1:27.790	51.364	130.3	19:56.620								
7	1	3:12.674	54.049	1:27.291	51.334	130.9	23:09.294								
8	1	3:24.474 B	54.337	1:28.684	1:01.453	123.3	26:33.768								
9	1	4:38.190	2:16.990	1:28.809	52.391	90.6	31:11.958								
10	1	3:11.865	54.071	1:25.820	51.974	131.4	34:23.823								
11	1	3:09.751	53.391	1:25.610	50.750	132.9	37:33.574								
12	1	3:13.527	54.099	1:27.679	51.749	130.3	40:47.101								
13	1	3:15.111	55.363	1:28.643	51.105	129.2	44:02.212								
14	1	3:09.443	53.073	1:26.108	50.262	133.1	47:11.655								
15	1	3:09.879	53.411	1:26.978	49.490	132.8	50:21.534								
145 1.Nick RILEY 2.Benjamin SHORT								JAGUAR E-type E							
1	1	2:55.077	48.806	1:20.037	46.234	141.5	2:55.077	1	1	3:10.971	51.978	1:28.842	50.151	132.0	49:45.767
2	1	2:55.220	48.572	1:20.636	46.012	143.9	5:50.297								
3	1	2:55.799	48.864	1:21.165	45.770	143.4	8:46.096								
4	1	2:56.337	49.415	1:20.793	46.129	143.0	11:42.433								
5	1	2:56.310	49.112	1:20.960	46.238	143.0	14:38.743								
6	1	2:55.985	49.130	1:20.933	45.922	143.3	17:34.728								
7	1	2:56.366	49.411	1:20.911	46.044	143.0	20:31.094								
8	1	2:56.620	48.859	1:21.724	46.037	142.8	23:27.714								
9	1	2:57.436	48.722	1:21.712	47.002	142.1	26:25.150								
10	1	2:57.927	48.679	1:22.404	46.844	141.7	29:23.077								
11	1	3:04.422 B	49.415	1:22.002	53.005	136.7	32:27.499								
12	1	4:34.558	2:11.467	1:31.643	51.448	91.8	37:02.057								
13	1	3:11.150	52.181	1:28.365	50.604	131.9	40:13.207								
14	1	3:08.959	51.615	1:27.411	49.933	133.4	43:22.166								
15	1	3:12.630	53.765	1:29.118	49.747	130.9	46:34.79								



Jaguar Classic Challenge SPA SIX HOURS Race

Analysis

■ Personal Best
 ■ Session Best
 B Crossing the finish line in pit lane

Lap	D	Time	Sector 1	Sector 2	Sector 3	Kph	Elapsed	Lap	D	Time	Sector 1	Sector 2	Sector 3	Kph	Elapsed
3	1	3:29.349	58.412	1:35.869	55.068	120.4	10:31.716								
4	1	3:28.330	58.085	1:35.180	55.065	121.0	14:00.046								
5	1	3:28.358	58.980	1:34.759	54.619	121.0	17:28.404								
6	1	3:28.838	58.731	1:34.939	55.168	120.7	20:57.242								
7	1	3:40.387 B	58.460	1:37.238	1:04.689	114.4	24:37.629								
8	1	4:56.531	2:29.769	1:33.373	53.389	85.0	29:34.160								
9	1	3:26.097	58.748	1:33.334	54.015	122.3	33:00.257								
10	1	3:25.000	58.261	1:33.086	53.653	123.0	36:25.257								
11	1	3:25.414	57.561	1:33.954	53.899	122.7	39:50.671								
12	1	3:22.900	56.563	1:32.922	53.415	124.3	43:13.571								
13	1	3:23.315	57.372	1:32.983	52.960	124.0	46:36.886								
14	1	3:23.485	57.537	1:32.580	53.368	123.9	50:00.371								

