

Spa Six Hours Endurance


SPA SIX HOURS

Race

Pit Stop Analysis

Nr.	In Time	In Driver	Out Time	Out Driver	Pit Time	T. Pit Time	Nr.	In Time	In Driver	Out Time	Out Driver	Pit Time	T. Pit Time	
2		LOTUS Elan 26R			GTS10	1	1	18:11:36.916	G. MILLER	18:13:46.858	G. MILLER	2:09.942	2:09.942	
	1	18:01:34.890	S. LYNN	18:03:39.845	S. LYNN	2:04.955	2:04.955	2	19:40:00.388	G. MILLER	19:42:04.495	G. MILLER	2:04.107	4:14.049
	2	19:27:10.192	S. LYNN	19:29:26.254	S. LYNN	2:16.062	4:21.017	3	21:07:08.424	G. MILLER	21:10:36.591	G. MILLER	3:28.167	7:42.216
	3	20:21:46.184	S. LYNN	20:23:59.684	S. LYNN	2:13.500	6:34.517							
15		MARCOS 1800 GT			GTPun	1	1	17:57:17.262	R. HAMILTON	17:59:37.984	R. HAMILTON	2:20.722	2:20.722	
	1	18:32:37.719	R. MEADEN	18:37:19.398	R. MEADEN	4:41.679	4:41.679	2	19:50:37.956	R. HAMILTON	19:53:08.147	R. HAMILTON	2:30.191	4:50.913
	2	18:52:27.910	R. MEADEN	19:01:12.568	R. MEADEN	8:44.658	13:26.337							
	3	20:16:00.865	R. MEADEN	20:18:34.302	R. MEADEN	2:33.437	15:59.774							
16		JAGUAR E Type Lightweight			GTS12	1	1	17:47:40.738	J. CLARK	17:50:16.186	J. CLARK	2:35.448	2:35.448	
	1	18:38:22.896	G. HENDERSON	18:40:44.011	G. HENDERSON	2:21.115	2:21.115	2	19:36:54.376	J. CLARK	19:39:15.560	J. CLARK	2:21.184	4:56.632
	2	19:21:25.855	G. HENDERSON	19:22:56.022	G. HENDERSON	1:30.167	3:51.282	3	20:01:54.104	J. CLARK	20:04:40.942	J. CLARK	2:46.838	7:43.470
	3	19:42:11.518	G. HENDERSON	19:44:31.042	G. HENDERSON	2:19.524	6:10.806							
17		FORD GT40			GTPov	1	1	17:55:18.726	G. WRIGHT	17:59:14.517	G. WRIGHT	3:55.791	3:55.791	
	1	18:15:28.989	T. WOOD	18:17:18.191	T. WOOD	1:49.202	1:49.202	2	19:05:21.552	G. WRIGHT	19:18:14.639	G. WRIGHT	12:53.087	16:48.878
	2	19:05:21.552	G. WRIGHT	19:22:56.022	G. WRIGHT	1:30.167	3:51.282	3	20:01:38.156	G. WRIGHT	20:03:44.550	G. WRIGHT	2:06.394	18:55.272
	3	19:42:11.518	G. HENDERSON	19:44:31.042	G. HENDERSON	2:19.524	6:10.806							
18		TRIUMPH TR4			GTS11	1	1	17:36:09.645	R. RAWE	17:38:17.523	R. RAWE	2:07.878	2:07.878	
	1	17:52:26.483	J. WRIGHT	17:54:05.717	J. WRIGHT	1:39.234	1:39.234	2	19:42:59.644	R. RAWE	19:44:59.761	R. RAWE	2:00.117	4:07.995
	2	17:52:26.483	J. WRIGHT	17:54:05.717	J. WRIGHT	1:39.234	1:39.234							
	3	17:52:26.483	J. WRIGHT	17:54:05.717	J. WRIGHT	1:39.234	1:39.234							
20		FORD Shelby Mustang 350 GT			GTS12	1	1	18:02:11.020	C. DUMOLIN	18:04:27.134	C. DUMOLIN	2:16.114	2:16.114	
	1	18:08:47.335	C. DAVIES	18:10:17.718	C. DAVIES	1:30.383	1:30.383	2	19:33:13.188	C. DUMOLIN	19:38:22.204	C. DUMOLIN	5:09.016	7:25.130
	2	19:22:57.705	C. DAVIES	19:24:21.952	C. DAVIES	1:24.247	2:54.630	3	20:16:43.427	C. DUMOLIN	20:18:08.353	C. DUMOLIN	1:24.926	8:50.056
	3	20:16:43.427	C. DUMOLIN	20:18:08.353	C. DUMOLIN	1:24.926	8:50.056	4	20:32:01.214	C. DUMOLIN	20:33:10.368	C. DUMOLIN	1:09.154	9:59.210
	4	20:32:01.214	C. DUMOLIN	20:33:10.368	C. DUMOLIN	1:09.154	9:59.210	5	20:39:09.651	C. DUMOLIN	20:43:05.502	C. DUMOLIN	3:55.851	13:55.061
	5	20:39:09.651	C. DUMOLIN	20:43:05.502	C. DUMOLIN	3:55.851	13:55.061							
21		FORD GT40			GTPov	1	1	17:51:48.193	J. FARLEY	17:54:24.721	J. FARLEY	2:36.528	2:36.528	
	1	18:04:18.043	D. HART	18:05:55.065	D. HART	1:37.022	1:37.022	2	19:39:44.913	J. FARLEY	19:42:23.288	J. FARLEY	2:38.375	5:14.903
	2	20:02:34.205	D. HART	20:05:01.597	D. HART	2:27.392	4:04.414	3	20:42:29.380	J. FARLEY	20:44:57.708	J. FARLEY	2:28.328	7:43.231
	3	20:42:29.380	J. FARLEY	20:44:57.708	J. FARLEY	2:28.328	7:43.231							
22		FORD Shelby Mustang 350 GT			GTS12	1	1	18:32:05.710	H. HAMUNEN	18:36:26.401	H. HAMUNEN	4:20.691	4:20.691	
	1	18:18:20.238	P. MÜLDER	18:20:41.178	P. MÜLDER	2:20.940	4:30.780	2	19:59:19.827	H. HAMUNEN	20:08:02.081	H. HAMUNEN	8:42.254	13:02.945
	2	19:18:20.238	P. MÜLDER	18:20:41.178	P. MÜLDER	2:20.940	4:30.780							
	3	20:30:57.937	P. MÜLDER	20:33:16.379	P. MÜLDER	2:18.442	6:49.222							
	4	21:49:10.092	P. MÜLDER	21:51:16.794	P. MÜLDER	2:06.702	8:55.924							
13		LOTUS Elan 26R			GTS10	1	1	18:17:55.708	D. PITTARD	18:19:44.121	D. PITTARD	1:48.413	1:48.413	
	1	19:07:02.626	D. PITTARD	19:08:04.081	D. PITTARD	1:01.455	2:49.868	2	20:21:58.640	D. PITTARD	20:23:54.991	D. PITTARD	1:56.351	4:46.219
	2	19:07:02.626	D. PITTARD	19:08:04.081	D. PITTARD	1:01.455	2:49.868							
	3	20:21:58.640	D. PITTARD	20:23:54.991	D. PITTARD	1:56.351	4:46.219							
14		ASTON MARTIN DB4			GTS7	1	1	17:45:38.377	R. EDANIKVEI / J. HADDIC	17:48:13.103	R. EDANIKVEI / J. HADDIC	2:34.726	2:34.726	
	1	18:59:18.956	R. EDANIKVEI / J. HADDIC	19:00:32.181	R. EDANIKVEI / J. HADDIC	1:13.225	3:47.951	2	19:13:14.500	R. EDANIKVEI / J. HADDIC	19:17:38.211	R. EDANIKVEI / J. HADDIC	4:23.711	8:11.662
	2	18:59:18.956	R. EDANIKVEI / J. HADDIC	19:00:32.181	R. EDANIKVEI / J. HADDIC	1:13.225	3:47.951	3	20:20:12.617	R. EDANIKVEI / J. HADDIC	20:23:10.721	R. EDANIKVEI / J. HADDIC	2:58.104	11:09.766
	3	19:13:14.500	R. EDANIKVEI / J. HADDIC	19:17:38.211	R. EDANIKVEI / J. HADDIC	4:23.711	8:11.662	4	20:20:12.617	R. EDANIKVEI / J. HADDIC	20:23:10.721	R. EDANIKVEI / J. HADDIC	2:58.104	11:09.766
	4	20:20:12.617	R. EDANIKVEI / J. HADDIC	20:23:10.721	R. EDANIKVEI / J. HADDIC	2:58.104	11:09.766							





Spa Six Hours Endurance


SPA SIX HOURS

Race

Pit Stop Analysis

Nr.	In Time	In Driver	Out Time	Out Driver	Pit Time	T. Pit Time	Nr.	In Time	In Driver	Out Time	Out Driver	Pit Time	T. Pit Time	
5	20:51:28.698	R. PDANIKET / A. ADRIK	20:54:01.969	R. PDANIKET / A. ADRIK	2:33.271	13:43.037	34		FORD GT40			GTPov	1	
25		JAGUAR E Type				GTS7	1	18:09:51.689	J. BURTON	18:12:41.912	J. BURTON	2:50.223	2:50.223	
1	18:09:51.689	J. BURTON	18:12:41.912	J. BURTON	2:50.223	2:50.223	2	20:11:02.770	J. BURTON	20:13:37.003	J. BURTON	2:34.233	5:24.456	
26		LOTUS Elan				GTS10	1	16:47:03.261	A. CREFCOEUF	16:52:23.793	A. CREFCOEUF	5:20.532	5:20.532	
1	16:47:03.261	A. CREFCOEUF	16:52:23.793	A. CREFCOEUF	5:20.532	5:20.532	2	16:55:50.539	A. CREFCOEUF	17:01:55.231	A. CREFCOEUF	6:04.692	11:25.224	
2	16:55:50.539	A. CREFCOEUF	17:01:55.231	A. CREFCOEUF	6:04.692	11:25.224	3	17:08:42.867	A. CREFCOEUF	18:58:27.124	A. CREFCOEUF	1:49:44.257	2:01:09.481	
3	17:08:42.867	A. CREFCOEUF	18:58:27.124	A. CREFCOEUF	1:49:44.257	2:01:09.481	4	20:34:26.838	A. CREFCOEUF	20:42:32.415	A. CREFCOEUF	8:05.577	2:09:15.058	
4	20:34:26.838	A. CREFCOEUF	20:42:32.415	A. CREFCOEUF	8:05.577	2:09:15.058	35		PORSCHE 911			GTS11	1	
27		JAGUAR E Type FHC				GTS7	1	18:01:12.488	M. O'SHEA	18:12:25.019	M. O'SHEA	2:12.531	2:12.531	
1	18:01:12.488	M. O'SHEA	18:12:25.019	M. O'SHEA	2:12.531	2:12.531	2	18:52:27.009	M. O'SHEA	18:53:35.751	M. O'SHEA	1:08.742	3:21.273	
2	18:52:27.009	M. O'SHEA	18:53:35.751	M. O'SHEA	1:08.742	3:21.273	3	19:58:45.818	M. O'SHEA	20:01:29.440	M. O'SHEA	2:43.622	6:04.895	
3	19:58:45.818	M. O'SHEA	20:01:29.440	M. O'SHEA	2:43.622	6:04.895	4	20:54:47.798	M. O'SHEA	20:55:55.714	M. O'SHEA	1:07.916	7:12.811	
4	20:54:47.798	M. O'SHEA	20:55:55.714	M. O'SHEA	1:07.916	7:12.811	36		FORD GT40			GTPov	1	
28		MARCOS 1800 GT				GTPun	1	18:01:36.949	P. WALKER	18:03:30.888	P. WALKER	1:53.939	1:53.939	
1	18:01:36.949	P. BORDET	16:58:03.727	P. BORDET	13:15.917	13:15.917	2	19:48:43.123	P. WALKER	19:50:28.106	P. WALKER	1:44.983	3:38.922	
2	18:48:25.735	P. BORDET	18:50:41.356	P. BORDET	2:15.621	15:31.538	37		FORD GT40			GTPov	1	
3	20:57:44.577	P. BORDET	21:00:43.470	P. BORDET	2:58.893	18:30.431	1	17:06:11.651	L. GEEBELEN	17:10:00.631	L. GEEBELEN	3:48.980	3:48.980	
29		MORGAN Plus4				GTS11	1	2	18:42:57.439	L. GEEBELEN	18:46:57.939	L. GEEBELEN	4:00.500	7:49.480
1	18:45:44.637	K. AHLERS	18:47:57.383	K. AHLERS	2:12.746	2:12.746	3	19:40:17.917	L. GEEBELEN	19:43:19.857	L. GEEBELEN	3:01.940	10:51.420	
2	19:08:31.524	K. AHLERS	19:28:50.580	K. AHLERS	20:19.056	22:31.802	38		PORSCHE 911			GTS11	1	
30		FORD GT40				GTPov	1	1	17:52:28.303	T. DE LATRE DU BOSSOUAU	17:54:30.448	T. DE LATRE DU BOSSOUAU	2:02.145	2:02.145
1	17:07:23.203	M. COLNIT OEYNSHAUSEN	17:08:26.511	M. COLNIT OEYNSHAUSEN	1:03.308	1:03.308	2	18:53:37.753	T. DE LATRE DU BOSSOUAU	19:24:48.156	T. DE LATRE DU BOSSOUAU	31:10.403	33:12.548	
2	18:55:10.321	M. COLNIT OEYNSHAUSEN	18:57:23.785	M. COLNIT OEYNSHAUSEN	2:13.464	3:16.772	3	20:38:51.191	T. DE LATRE DU BOSSOUAU	20:40:59.653	T. DE LATRE DU BOSSOUAU	2:08.462	35:21.010	
3	19:38:22.443	M. COLNIT OEYNSHAUSEN	19:40:20.512	M. COLNIT OEYNSHAUSEN	1:58.069	5:14.841	39		SHELBY Cobra			GTS12	1	
4	20:58:32.658	M. COLNIT OEYNSHAUSEN	20:59:38.435	M. COLNIT OEYNSHAUSEN	1:05.777	6:20.618	1	17:55:07.558	M. HUNT	17:57:55.775	M. HUNT	2:48.217	2:48.217	
31		LOTUS Elan				GTS10	1	2	19:11:41.045	M. HUNT	19:13:22.164	M. HUNT	1:41.119	4:29.336
1	16:39:54.749	C. Graf Von WEDEL	16:42:30.389	C. Graf Von WEDEL	2:35.640	2:35.640	40		JAGUAR E Type			GTS12	1	
2	18:11:48.054	C. Graf Von WEDEL	18:13:41.995	C. Graf Von WEDEL	1:53.941	4:29.581	1	19:00:36.345	S. JONES	19:02:31.715	S. JONES	1:55.370	1:55.370	
3	18:35:11.145	C. Graf Von WEDEL	18:47:11.035	C. Graf Von WEDEL	11:59.890	16:29.471	2	19:18:30.990	S. JONES	19:50:49.535	S. JONES	32:18.545	34:13.915	
4	20:11:09.552	C. Graf Von WEDEL	20:13:22.102	C. Graf Von WEDEL	2:12.550	18:42.021	41		PORSCHE 911			GTS11	1	
32		MG B				GTS11	1	1	18:53:12.002	S. WINTER	18:55:08.114	S. WINTER	1:56.112	1:56.112
1	18:05:55.812	D. MOONEY	18:08:54.917	D. MOONEY	2:59.105	2:59.105	2	20:20:08.473	S. WINTER	20:22:16.416	S. WINTER	2:07.943	4:04.055	
2	19:55:42.140	D. MOONEY	20:00:06.218	D. MOONEY	4:24.078	7:23.183	42		PORSCHE 911			GTS11	1	
3	21:46:34.666	D. MOONEY	21:52:02.352	D. MOONEY	5:27.686	12:50.869	1	18:44:11.850	A. ADRIAAN!	18:47:41.516	A. ADRIAAN!	3:29.666	3:29.666	
33		FORD Mustang				CT10	1	2	20:38:49.322	A. ADRIAAN!	20:41:45.261	A. ADRIAAN!	2:55.939	6:25.605
1	18:23:23.791	C. KAUFFMAN	18:32:26.005	C. KAUFFMAN	9:02.214	9:02.214	43		CHEVROLET Corvette			GTS12	1	
2	20:44:35.518	C. KAUFFMAN	20:49:21.492	C. KAUFFMAN	4:45.974	13:48.188	1	18:44:11.850	A. ADRIAAN!	18:47:41.516	A. ADRIAAN!	3:29.666	3:29.666	
2	20:44:35.518	C. KAUFFMAN	20:49:21.492	C. KAUFFMAN	4:45.974	13:48.188	2	20:38:49.322	A. ADRIAAN!	20:41:45.261	A. ADRIAAN!	2:55.939	6:25.605	





Spa Six Hours Endurance


SPA SIX HOURS

Race

Pit Stop Analysis

Nr.	In Time	In Driver	Out Time	Out Driver	Pit Time	T. Pit Time	Nr.	In Time	In Driver	Out Time	Out Driver	Pit Time	T. Pit Time
44	AUSTIN HEALEY 3000 GTS12 1						1	16:53:24.128	A. YOOL	16:56:35.656	A. YOOL	3:11.528	3:11.528
	1	17:10:13.111	M. THORNE	17:13:37.899	M. THORNE	3:24.788	2	17:15:05.558	A. YOOL	17:21:06.362	A. YOOL	6:00.804	9:12.332
	2	18:24:34.523	M. THORNE	18:26:49.412	M. THORNE	2:14.889	3	19:39:06.812	A. YOOL	19:41:32.311	A. YOOL	2:25.499	11:37.831
	3	19:11:27.941	M. THORNE	19:13:31.376	M. THORNE	2:03.435							
	4	20:11:56.573	M. THORNE	20:14:19.119	M. THORNE	2:22.546							
	5	21:12:12.271	M. THORNE	21:18:40.850	M. THORNE	6:28.579							
45	PORSCHE 911 GTS11 1						57	TRIUMPH TR4 GTS11 1					
	1	17:52:48.906	B. FILLIERS	17:54:50.059	B. FILLIERS	2:01.153	1	17:29:41.562	C. SHARP	17:32:25.517	C. SHARP	2:43.955	2:43.955
	2	19:13:41.377	B. FILLIERS	19:15:49.295	B. FILLIERS	2:07.918	2	18:34:24.692	C. SHARP	18:38:22.177	C. SHARP	3:57.485	6:41.440
	3	20:09:09.891	B. FILLIERS	20:11:42.826	B. FILLIERS	2:32.935							
	4	21:01:52.624	B. FILLIERS	21:12:57.313	B. FILLIERS	11:04.689							
46	JAGUAR E Type GTS12 1						58	PORSCHE 911 GTS11 1					
	1	18:53:13.304	J. MINSHAW	18:55:17.175	J. MINSHAW	2:03.871	1	16:36:03.288	J. BRIONES	16:37:31.803	J. BRIONES	1:28.515	1:28.515
							2	18:04:42.326	J. BRIONES	18:07:33.617	J. BRIONES	2:51.291	4:19.806
							3	18:23:06.292	J. BRIONES	18:24:44.448	J. BRIONES	1:38.156	5:57.962
							4	18:44:04.102	J. BRIONES	18:48:12.802	J. BRIONES	4:08.700	10:06.662
							5	20:19:57.666	J. BRIONES	20:22:51.082	J. BRIONES	2:53.416	13:00.078
47	FORD Mustang CT10 1						59	FORD GT40 GTPov 1					
	1	17:03:57.380	P. MULACEK	17:07:34.651	P. MULACEK	3:37.271	1	18:48:04.320	G. MAHMOUD	18:51:46.323	G. MAHMOUD	3:42.003	3:42.003
	2	17:17:47.927	P. MULACEK	18:10:24.895	P. MULACEK	52:36.968	2	19:57:08.400	G. MAHMOUD	20:01:02.252	G. MAHMOUD	3:53.852	7:35.855
	3	19:53:34.318	P. MULACEK	19:57:07.574	P. MULACEK	3:33.256							
49	MG B GTS11 1						60	MORGAN +4 SLR GTS11 1					
	1	17:55:49.387	D. FORRIER	17:59:39.457	D. FORRIER	3:50.070	1	18:28:00.484	J. EMBERSON	18:29:53.856	J. EMBERSON	1:53.372	1:53.372
	2	19:31:49.538	D. FORRIER	19:36:00.716	D. FORRIER	4:11.178	2	20:02:04.471	J. EMBERSON	20:04:06.658	J. EMBERSON	2:02.187	3:55.559
	3	20:52:13.244	D. FORRIER	20:55:27.876	D. FORRIER	3:14.632							
	4	21:00:13.890	D. FORRIER	21:01:37.886	D. FORRIER	1:23.996							
50	TRIUMPH TR4 SLR GTS11 1						61	GILBERN 1800 GT GTS11 1					
	1	17:10:20.902	B. WHITE	17:12:22.495	B. WHITE	2:01.593	1	17:56:48.259	B. BINFIELD	17:59:01.388	B. BINFIELD	2:13.129	2:13.129
	2	19:39:56.870	B. WHITE	19:42:08.318	B. WHITE	2:11.448	2	19:20:28.397	B. BINFIELD	19:21:29.262	B. BINFIELD	1:00.865	3:13.994
							3	19:24:25.518	B. BINFIELD	19:25:53.169	B. BINFIELD	1:27.651	4:41.645
							4	19:54:25.398	B. BINFIELD	19:56:44.610	B. BINFIELD	2:19.212	7:00.857
51	TVR Grantura MK3 GTS11 1						62	TVR Griffith GTS12 1					
	1	18:01:58.975	J. WYMEERSCH	18:05:19.417	J. WYMEERSCH	3:20.442	1	17:57:20.761	M. DUPONT	17:59:20.006	M. DUPONT	1:59.245	1:59.245
	2	19:57:38.157	J. WYMEERSCH	19:59:54.568	J. WYMEERSCH	2:16.411	2	18:59:16.648	M. DUPONT	19:01:06.032	M. DUPONT	1:49.384	3:48.629
							3	20:06:09.888	M. DUPONT	20:08:21.286	M. DUPONT	2:11.398	6:00.027
							4	21:12:25.031	M. DUPONT	21:14:37.082	M. DUPONT	2:12.051	8:12.078
52	MG B Roadster GTS11 1						63	JAGUAR E Type GTS12 1					
	1	18:25:25.608	S. CRIPPS	18:28:55.698	S. CRIPPS	3:30.090	1	18:02:00.601	M. HALUSA	18:04:18.827	M. HALUSA	2:18.226	2:18.226
	2	20:12:41.270	S. CRIPPS	20:17:22.371	S. CRIPPS	4:41.101	2	18:34:06.434	M. HALUSA	18:36:05.632	M. HALUSA	1:59.198	4:17.424
							3	20:08:34.550	M. HALUSA	20:10:42.272	M. HALUSA	2:07.722	6:25.146
55	PORSCHE 911 GTS11 1						64	TVR Grantura GTS11 1					
	1	17:45:14.194	S. LIBENS	17:49:02.103	S. LIBENS	3:47.909	1	17:52:31.403	S. McINERNEY	17:56:48.537	S. McINERNEY	4:17.134	4:17.134
	2	19:25:05.182	S. LIBENS	19:26:41.290	S. LIBENS	1:36.108							
	3	19:50:14.068	S. LIBENS	19:52:39.460	S. LIBENS	2:25.392							
56	FORD Mustang CT10 1						65	LOTUS Elan GTS10 1					
	1	18:26:02.944	S. SMITH	18:30:24.387	S. SMITH	4:21.443	1	18:26:02.944	S. SMITH	18:30:24.387	S. SMITH	4:21.443	4:21.443
	2	20:11:06.962	S. SMITH	20:14:11.615	S. SMITH	3:04.653	2	20:11:06.962	S. SMITH	20:14:11.615	S. SMITH	3:04.653	7:26.096





Spa Six Hours Endurance


SPA SIX HOURS

Race

Pit Stop Analysis

Nr.	In Time	In Driver	Out Time	Out Driver	Pit Time	T. Pit Time	Nr.	In Time	In Driver	Out Time	Out Driver	Pit Time	T. Pit Time
68	FORD Mustang Notchback CT10 1						79	FORD Mustang CT10 1					
1	17:43:12.315	A. VAN DYCK	17:44:28.948	A. VAN DYCK	1:16.633	1:16.633	1	18:08:42.837	C. VAN LANSCHOT	18:10:28.101	C. VAN LANSCHOT	1:45.264	1:45.264
2	18:30:33.757	A. VAN DYCK	18:32:40.028	A. VAN DYCK	2:06.271	3:22.904	2	19:11:23.453	C. VAN LANSCHOT	19:13:22.910	C. VAN LANSCHOT	1:59.457	3:44.721
3	19:11:31.622	A. VAN DYCK	19:12:37.924	A. VAN DYCK	1:06.302	4:29.206	3	19:32:08.053	C. VAN LANSCHOT	19:34:54.802	C. VAN LANSCHOT	2:46.749	6:31.470
4	20:11:51.651	A. VAN DYCK	20:14:22.755	A. VAN DYCK	2:31.104	7:00.310							
69	LOTUS Elan 26R GTS10 1						80	ASTON MARTIN DB4 GT DP214 GTS12 1					
1	18:31:20.684	M. EYEARS	18:33:21.666	M. EYEARS	2:00.982	2:00.982	1	20:08:18.308	W. FRIEDRICH	20:10:04.142	W. FRIEDRICH	1:45.834	1:45.834
2	19:21:51.349	M. EYEARS	19:29:29.364	M. EYEARS	7:38.015	9:38.997							
3	20:03:02.981	M. EYEARS	20:05:51.980	M. EYEARS	2:48.999	12:27.996							
4	21:00:00.996	M. EYEARS	21:03:08.369	M. EYEARS	3:07.373	15:35.369							
70	JAGUAR E Type Low Drag GTS12 1						81	JAGUAR E Type GTS12 1					
1	17:55:05.102	M. MELLING	17:58:01.013	M. MELLING	2:55.911	2:55.911	1	18:37:21.181	M. GRAY	18:39:30.063	M. GRAY	2:08.882	2:08.882
2	19:41:39.880	M. MELLING	19:44:14.020	M. MELLING	2:34.140	5:30.051	2	19:30:15.301	M. GRAY	19:34:50.998	M. GRAY	4:35.697	6:44.579
							3	19:41:13.247	M. GRAY	19:42:25.237	M. GRAY	1:11.990	7:56.569
							4	20:48:00.178	M. GRAY	20:50:43.107	M. GRAY	2:42.929	10:39.498
71	MORGAN +4 SS GTS11 1						82	JAGUAR E Type GTS12 1					
1	16:52:49.030	S. OREBI GANN	16:54:27.125	S. OREBI GANN	1:38.095	1:38.095	1	17:05:39.413	J. KENNARD	17:07:48.472	J. KENNARD	2:09.059	2:09.059
2	16:57:26.004	S. OREBI GANN	17:07:22.175	S. OREBI GANN	9:56.171	11:34.266	2	19:27:28.408	J. KENNARD	19:29:35.624	J. KENNARD	2:07.216	4:16.275
3	18:01:34.091	S. OREBI GANN	18:03:42.321	S. OREBI GANN	2:08.230	13:42.496	3	20:00:36.433	J. KENNARD	20:09:29.222	J. KENNARD	8:52.789	13:09.064
4	19:43:35.149	S. OREBI GANN	19:45:46.269	S. OREBI GANN	2:11.120	15:53.616							
72	FORD Shelby Mustang 350 GT GTS12 1						83	MARCOS 1800GT GTPun 1					
1	18:44:08.170	N. SLEEP	18:46:06.407	N. SLEEP	1:58.237	1:58.237	1	18:31:11.711	M. DOLS	18:33:35.673	M. DOLS	2:23.962	2:23.962
2	20:20:20.577	N. SLEEP	20:23:11.865	N. SLEEP	2:51.288	4:49.525	2	19:40:12.822	M. DOLS	19:51:22.917	M. DOLS	11:10.095	13:34.057
							3	20:03:28.664	M. DOLS	20:21:26.603	M. DOLS	17:57.939	31:31.996
73	TVR GRIFFITH 400 GTS12 1						84	JAGUAR E Type GTS12 1					
1	17:23:51.746	K. SELDERS	18:00:41.844	K. SELDERS	36:50.098	36:50.098	1	18:19:23.948	S. ZIEGLER	18:21:40.088	S. ZIEGLER	2:16.140	2:16.140
2	19:43:39.731	K. SELDERS	19:46:52.742	K. SELDERS	3:13.011	40:03.109	2	20:07:09.970	S. ZIEGLER	20:09:08.455	S. ZIEGLER	1:58.485	4:14.625
74	SHELBY Cobra GTS12 1						85	LOTUS Elan 26R GTS10 1					
1	17:59:43.429	C. CHILES	18:01:55.099	C. CHILES	2:11.670	2:11.670	1	18:25:04.990	G. TROMANS	18:27:26.181	G. TROMANS	2:21.191	2:21.191
							2	19:34:37.661	G. TROMANS	19:57:31.293	G. TROMANS	22:53.632	25:14.823
							3	20:00:21.196	G. TROMANS	20:19:54.475	G. TROMANS	19:33.279	44:48.102
75	AUSTIN HEALEY 3000 MK3 GTS12 1						86	LOTUS Elan GTS10 1					
1	17:51:15.921	T. WORTHINGTON	17:53:51.645	T. WORTHINGTON	2:35.724	2:35.724	1	18:41:06.967	D. TOMLIN	18:43:12.699	D. TOMLIN	2:05.732	2:05.732
							2	20:07:29.549	D. TOMLIN	20:11:05.421	D. TOMLIN	3:35.872	5:41.604
76	LOTUS Elan 26R Shapcraft GTS10 1						88	FORD Falcon Sprint CT10 1					
1	17:21:09.474	M. MIDGLEY	17:23:55.883	M. MIDGLEY	2:46.409	2:46.409	1	17:48:40.798	C. GODDARD	17:50:54.347	C. GODDARD	2:13.549	2:13.549
2	18:43:33.764	M. MIDGLEY	18:45:47.129	M. MIDGLEY	2:13.365	4:59.774	2	18:35:46.678	C. GODDARD	18:48:47.445	C. GODDARD	13:00.767	15:14.316
3	19:01:29.155	M. MIDGLEY	19:07:39.322	M. MIDGLEY	6:10.167	11:09.941	3	19:51:46.992	C. GODDARD	19:55:40.678	C. GODDARD	3:53.686	19:08.002
4	20:15:08.728	M. MIDGLEY	20:18:02.403	M. MIDGLEY	2:53.675	14:03.616							
78	FORD Falcon Sprint CT10 1						89	FORD Shelby Mustang 350 GT GTS12 1					
1	18:21:25.225	A. GREENHALGH	18:24:53.222	A. GREENHALGH	3:27.997	3:27.997	1	17:59:38.460	J. COOKE	18:03:23.573	J. COOKE	3:45.113	3:45.113
							2	19:49:21.677	J. COOKE	19:52:01.102	J. COOKE	2:39.425	6:24.538





Spa Six Hours Endurance


SPA SIX HOURS

Race

Pit Stop Analysis

Nr.	In Time	In Driver	Out Time	Out Driver	Pit Time	T. Pit Time	Nr.	In Time	In Driver	Out Time	Out Driver	Pit Time	T. Pit Time
91	MG B					GTS11 1							
1	19:42:33.336	N. FOWLER	19:49:17.084	N. FOWLER	6:43.748	6:43.748							
2	20:41:47.140	N. FOWLER	20:44:45.281	N. FOWLER	2:58.141	9:41.889							
94	PORSCHE 911					GTS11 1							
1	17:42:17.685	M. VAN DUJVENDIJK	17:44:37.279	M. VAN DUJVENDIJK	2:19.594	2:19.594							
2	18:30:55.002	M. VAN DUJVENDIJK	18:38:23.784	M. VAN DUJVENDIJK	7:28.782	9:48.376							
3	18:41:38.486	M. VAN DUJVENDIJK	19:16:27.357	M. VAN DUJVENDIJK	34:48.871	44:37.247							
4	20:15:38.112	M. VAN DUJVENDIJK	20:18:32.394	M. VAN DUJVENDIJK	2:54.282	47:31.529							
96	MARCOS 1800 GT					GTPun 1							
1	17:37:51.113	R. EVANS	18:40:37.388	R. EVANS	1:02:46.275	1:02:46.275							
2	19:49:39.896	R. EVANS	19:52:12.702	R. EVANS	2:32.806	1:05:19.081							
3	20:08:32.679	R. EVANS	20:13:49.946	R. EVANS	5:17.267	1:10:36.348							
4	20:57:41.064	R. EVANS	20:58:58.526	R. EVANS	1:17.462	1:11:53.810							
97	AUSTIN HEALEY 3000 MK3					GTS12 1							
1	18:04:28.237	N. NYBLAEUS	18:07:19.566	N. NYBLAEUS	2:51.329	2:51.329							
2	18:59:44.173	N. NYBLAEUS	19:05:06.242	N. NYBLAEUS	5:22.069	8:13.398							
3	20:04:58.005	N. NYBLAEUS	20:07:44.926	N. NYBLAEUS	2:46.921	11:00.319							
98	AUSTIN HEALEY 3000 MK II					GTS12 1							
1	18:21:13.697	A. KOLB	18:24:18.439	A. KOLB	3:04.742	3:04.742							
2	20:07:42.908	A. KOLB	20:10:57.969	A. KOLB	3:15.061	6:19.803							
3	20:41:35.118	A. KOLB	20:42:52.007	A. KOLB	1:16.889	7:36.692							
99	FORD Mustang					CT10 1							
1	17:55:08.964	T. TAYLOR	17:58:02.594	T. TAYLOR	2:53.630	2:53.630							
2	18:38:46.196	T. TAYLOR	18:41:13.171	T. TAYLOR	2:26.975	5:20.605							
3	19:27:21.601	T. TAYLOR	19:29:27.337	T. TAYLOR	2:05.736	7:26.341							
4	20:22:10.542	T. TAYLOR	20:24:22.670	T. TAYLOR	2:12.128	9:38.469							
100	FORD Falcon Sprint					CT10 1							
1	18:28:56.496	B. GEORGI	18:31:20.873	B. GEORGI	2:24.377	2:24.377							
2	20:03:57.980	B. GEORGI	20:06:04.613	B. GEORGI	2:06.633	4:31.010							
101	MG B					GTS11 1							
1	16:36:03.288	T. BECHTOLSHEIMER	16:39:01.200	T. BECHTOLSHEIMER	2:57.912	2:57.912							
2	18:52:09.879	T. BECHTOLSHEIMER	18:54:53.681	T. BECHTOLSHEIMER	2:43.802	5:41.714							
3	20:22:05.404	T. BECHTOLSHEIMER	20:24:29.473	T. BECHTOLSHEIMER	2:24.069	8:05.783							
102	JAGUAR E Type					GTS12 1							
1	16:36:03.288	J. PONCELE	16:37:33.449	J. PONCELE	1:30.161	1:30.161							
2	16:53:27.584	J. PONCELE	17:04:36.917	J. PONCELE	11:09.333	12:39.494							
3	18:43:17.783	J. PONCELE	18:45:20.393	J. PONCELE	2:02.610	14:42.104							
104	PORSCHE 904-6					GTPun 1							
1	16:48:22.240	A. FATEMI	16:52:49.109	A. FATEMI	4:26.869	4:26.869							
2	17:08:48.665	A. FATEMI	17:57:58.623	A. FATEMI	49:09.958	53:36.827							
3	19:19:09.540	A. FATEMI	19:21:12.023	A. FATEMI	2:02.483	55:39.310							
106	FORD Shelby Mustang 350 GT					GTS12 1							
1	18:43:15.348	P. CHASE-GARDENER	18:45:22.176	P. CHASE-GARDENER	2:06.828	2:06.828							
2	20:12:10.471	P. CHASE-GARDENER	20:14:46.195	P. CHASE-GARDENER	2:35.724	4:42.552							
3	20:32:15.826	P. CHASE-GARDENER	20:33:37.036	P. CHASE-GARDENER	1:21.210	6:03.762							
107	FORD Mustang					CT10 1							
1	18:17:28.669	S. CLARKE	18:19:40.266	S. CLARKE	2:11.597	2:11.597							
2	19:54:54.010	S. CLARKE	19:57:24.300	S. CLARKE	2:30.290	4:41.887							
111	LOTUS Elan 26R Shapecraft					GTS10 1							
1	18:02:17.912	M. SCHRIVVER	18:04:45.349	M. SCHRIVVER	2:27.437	2:27.437							
2	20:12:59.629	M. SCHRIVVER	20:15:04.870	M. SCHRIVVER	2:05.241	4:32.678							
112	LOTUS Elan					GTS10 1							
1	18:18:51.323	G. GOMES	18:20:40.604	G. GOMES	1:49.281	1:49.281							
2	20:13:09.231	G. GOMES	20:15:01.267	G. GOMES	1:52.036	3:41.317							
120	MG B					GTS11 1							
1	18:48:16.355	B. LUFF	18:50:14.371	B. LUFF	1:58.016	1:58.016							
2	21:13:57.829	B. LUFF	21:17:24.165	B. LUFF	3:26.336	5:24.352							
127	LOTUS Elan 26R					GTS10 1							
1	18:26:12.902	N. PINK	18:28:37.688	N. PINK	2:24.786	2:24.786							
2	19:12:04.356	N. PINK	19:13:11.658	N. PINK	1:07.302	3:32.088							
3	20:04:32.452	N. PINK	20:07:31.085	N. PINK	2:58.633	6:30.721							
133	LOTUS Elan 26R					GTS10 1							
1	18:57:28.511	A. HANCOCK	19:00:04.405	A. HANCOCK	2:35.894	2:35.894							
2	20:12:51.852	A. HANCOCK	20:15:41.662	A. HANCOCK	2:49.810	5:25.704							
136	FORD Mustang Notchback					CT10 1							
1	18:41:05.468	N. BATCHELOF	18:42:11.197	N. BATCHELOF	1:05.729	1:05.729							
2	18:53:38.654	N. BATCHELOF	18:56:05.537	N. BATCHELOF	2:26.883	3:32.612							
3	19:47:55.551	N. BATCHELOF	19:50:59.639	N. BATCHELOF	3:04.088	6:36.700							
139	MG B					GTS11 1							
1	16:36:03.288	C. LIM	16:37:34.148	C. LIM	1:30.860	1:30.860							
2	18:30:37.081	C. LIM	18:33:01.967	C. LIM	2:24.886	3:55.746							
3	19:58:27.793	C. LIM	20:01:46.985	C. LIM	3:19.192	7:14.938							
4	20:17:30.997	C. LIM	20:44:35.750	C. LIM	27:04.753	34:19.691							





Spa Six Hours Endurance

SPA SIX HOURS

Race

Pit Stop Analysis

Nr.	In Time	In Driver	Out Time	Out Driver	Pit Time	T. Pit Time	Nr.	In Time	In Driver	Out Time	Out Driver	Pit Time	T. Pit Time	
5	20:52:36.646	C. LIM	20:58:22.024	C. LIM	5:45.378	40:05.069								
151	FORD Mustang						CT10	1						
1	18:15:28.394	P. CLAYSON	18:49:32.072	P. CLAYSON	34:03.678	34:03.678								
2	19:53:10.691	P. CLAYSON	19:56:51.067	P. CLAYSON	3:40.376	37:44.054								
152	SHELBY Cobra						GTS12	1						
1	17:04:53.345	D. COOKE	18:17:17.067	D. COOKE	1:12:23.722	1:12:23.722								
2	20:05:58.759	D. COOKE	20:08:06.338	D. COOKE	2:07.579	1:14:31.301								
160	ELVA GT160						GTPun	1						
1	17:08:44.670	M. BIRCH	17:32:28.537	M. BIRCH	23:43.867	23:43.867								
163	JAGUAR E Type						GTS12	1						
1	18:02:23.864	C. GILLETT	18:06:35.975	C. GILLETT	4:12.111	4:12.111								
2	18:41:18.474	C. GILLETT	18:43:24.088	C. GILLETT	2:05.614	6:17.725								
3	19:42:42.621	C. GILLETT	19:50:31.058	C. GILLETT	7:48.437	14:06.162								
165	FORD Mustang Notchback						CT10	1						
1	18:44:25.639	N. RUDELL	18:46:21.175	N. RUDELL	1:55.536	1:55.536								
2	21:11:46.936	N. RUDELL	21:13:47.557	N. RUDELL	2:00.621	3:56.157								
169	CHEVROLET Corvette C2						GTS12	1						
1	17:52:24.049	J. BELTRAMELLI	17:54:19.834	J. BELTRAMELLI	1:55.785	1:55.785								
2	19:17:10.572	J. BELTRAMELLI	19:19:48.712	J. BELTRAMELLI	2:38.140	4:33.925								
218	MG B						GTS11	1						
1	17:56:57.793	S. PEEREBOOM	18:00:40.164	S. PEEREBOOM	3:42.371	3:42.371								
2	19:50:22.273	S. PEEREBOOM	19:52:09.284	S. PEEREBOOM	1:47.011	5:29.382								

