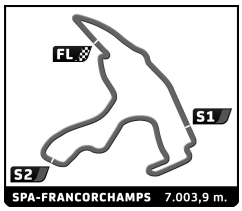


# FIA Masters Historic Sports Car Champions
## SPA SIX HOURS
## Qualifying
## Analysis

Personal Best | Session Best | B Crossing the finish line in pit lane

### 3 — 1.Jason WRIGHT, 2.Andy WOLFE — LOLA T70 MK3B Rodriguez

| Lap | D | Time | Sector 1 | Sector 2 | Sector 3 | Kph | Elapsed |
|---|---|---|---|---|---|---|---|
| 1 | 1 | 2:49.954 | 54.892 | 1:15.964 | 39.098 | 145.8 | 2:49.954 |
| 2 | 1 | 2:30.011 | 41.998 | 1:10.169 | 37.844 | 168.1 | 5:19.965 |
| 3 | 1 | 2:40.760 | 44.498 | 1:14.572 | 41.690 | 156.8 | 8:00.725 |
| 4 | 1 | 2:56.343 B | 44.592 | 1:17.614 | 54.137 | 143.0 | 10:57.068 |
| 5 | 1 | 4:20.676 | 2:26.394 | 1:14.107 | 40.175 | 96.7 | 15:17.744 |
| 6 | 1 | 2:38.545 | 43.435 | 1:14.436 | 40.674 | 159.0 | 17:56.289 |
| 7 | 1 | 2:41.204 | 43.397 | 1:14.973 | 42.834 | 156.4 | 20:37.493 |
| 8 | 1 | 3:01.389 B | 44.636 | 1:19.077 | 57.676 | 139.0 | 23:38.882 |
| 9 | 1 | 4:47.069 | 2:55.025 | 1:11.422 | 40.622 | 87.8 | 28:25.951 |
| 10 | 1 | 2:29.540 | 41.328 | 1:10.007 | 38.205 | 168.6 | 30:55.491 |
| 11 | 1 | 2:59.729 B | 47.827 | 1:17.160 | 54.742 | 140.3 | 33:55.220 |

### 7 — 1.Steve HODGES — CHEVRON B16 Siffert

| Lap | D | Time | Sector 1 | Sector 2 | Sector 3 | Kph | Elapsed |
|---|---|---|---|---|---|---|---|
| 1 | 1 | 3:24.132 | 1:15.669 | 1:22.813 | 45.650 | 121.4 | 3:24.132 |
| 2 | 1 | 2:51.087 | 48.608 | 1:18.009 | 44.470 | 147.4 | 6:15.219 |
| 3 | 1 | 2:51.849 | 48.915 | 1:18.657 | 44.277 | 146.7 | 9:07.068 |
| 4 | 1 | 2:50.340 | 48.584 | 1:18.174 | 43.582 | 148.0 | 11:57.408 |
| 5 | 1 | 2:51.654 | 48.618 | 1:18.072 | 44.964 | 146.9 | 14:49.062 |
| 6 | 1 | 2:53.327 | 49.720 | 1:18.911 | 44.696 | 145.5 | 17:42.389 |
| 7 | 1 | 2:48.974 | 47.985 | 1:17.702 | 43.287 | 149.2 | 20:31.363 |
| 8 | 1 | 2:58.447 | 49.336 | 1:23.857 | 45.254 | 141.3 | 23:29.810 |
| 9 | 1 | 2:51.861 | 48.493 | 1:18.583 | 44.785 | 146.7 | 26:21.671 |
| 10 | 1 | 2:51.669 | 48.187 | 1:19.207 | 44.275 | 146.9 | 29:13.340 |
| 11 | 1 | 2:52.492 | 48.962 | 1:19.202 | 44.328 | 146.2 | 32:05.832 |
| 12 | 1 | 2:50.782 | 48.644 | 1:18.310 | 43.828 | 147.6 | 34:56.614 |
| 13 | 1 | 2:50.034 | 48.095 | 1:17.947 | 43.992 | 148.3 | 37:46.648 |
| 14 | 1 | 2:52.293 | 48.961 | 1:19.410 | 43.922 | 146.3 | 40:38.941 |

### 11 — 1.Charles NEARBURG — ABARTH Osella PA1 Stommelen

| Lap | D | Time | Sector 1 | Sector 2 | Sector 3 | Kph | Elapsed |
|---|---|---|---|---|---|---|---|
| 1 | 1 | 8:17.894 | 6:00.985 | 1:31.932 | 44.977 | 49.8 | 8:17.894 |
| 2 | 1 | 2:49.152 | 47.940 | 1:18.112 | 43.100 | 149.1 | 11:07.046 |
| 3 | 1 | 2:47.578 | 47.338 | 1:18.208 | 42.032 | 150.5 | 13:54.624 |
| 4 | 1 | 2:43.068 | 46.369 | 1:15.047 | 41.652 | 154.6 | 16:37.692 |
| 5 | 1 | 2:43.772 | 46.288 | 1:15.589 | 41.895 | 154.0 | 19:21.464 |
| 6 | 1 | 2:46.039 | 49.148 | 1:14.442 | 42.449 | 151.9 | 22:07.503 |
| 7 | 1 | 2:43.749 | 46.906 | 1:14.351 | 42.492 | 154.0 | 24:51.252 |
| 8 | 1 | 2:43.025 | 46.455 | 1:14.382 | 42.188 | 154.7 | 27:34.277 |
| 9 | 1 | 3:05.876 B | 53.746 | 1:15.266 | 56.864 | 135.7 | 30:40.153 |

### 12 — 1.Paul ALLEN — LOLA T212 Marko

| Lap | D | Time | Sector 1 | Sector 2 | Sector 3 | Kph | Elapsed |
|---|---|---|---|---|---|---|---|
| 1 | 1 | 3:17.969 | 1:07.712 | 1:23.329 | 46.928 | 125.1 | 3:17.969 |
| 2 | 1 | 2:52.106 | 50.212 | 1:17.809 | 44.085 | 146.5 | 6:10.075 |
| 3 | 1 | 2:51.197 | 48.613 | 1:18.012 | 44.572 | 147.3 | 9:01.272 |
| 4 | 1 | 2:52.411 | 48.804 | 1:19.634 | 43.973 | 146.2 | 11:53.683 |
| 5 | 1 | 2:54.901 | 48.821 | 1:19.891 | 46.189 | 144.2 | 14:48.584 |
| 6 | 1 | 2:58.409 | 49.594 | 1:20.635 | 48.180 | 141.3 | 17:46.993 |
| 7 | 1 | 2:53.449 | 48.855 | 1:18.730 | 45.864 | 145.4 | 20:40.442 |
| 8 | 1 | 2:50.126 | 47.644 | 1:18.563 | 43.919 | 148.2 | 23:30.568 |
| 9 | 1 | 2:50.357 | 47.906 | 1:18.098 | 44.353 | 148.0 | 26:20.925 |
| 10 | 1 | 2:53.431 | 47.921 | 1:19.992 | 45.518 | 145.4 | 29:14.356 |
| 11 | 1 | 3:06.561 B | 51.904 | 1:18.834 | 55.823 | 135.2 | 32:20.917 |
| 12 | 1 | 4:19.522 | 2:18.858 | 1:17.911 | 42.753 | 97.2 | 36:40.439 |
| 13 | 1 | 3:26.167 | 59.607 | 1:38.627 | 47.933 | 122.3 | 40:06.606 |

### 13 — 1.Graham WILSON — CHEVRON B8 Invitation

| Lap | D | Time | Sector 1 | Sector 2 | Sector 3 | Kph | Elapsed |
|---|---|---|---|---|---|---|---|
| 1 | 1 | 4:43.349 | 2:36.797 | 1:22.414 | 44.138 | 87.4 | 4:43.349 |
| 2 | 1 | 2:53.550 | 48.620 | 1:20.531 | 44.399 | 145.3 | 7:36.899 |
| 3 | 1 | 2:56.076 | 49.792 | 1:21.916 | 44.368 | 143.2 | 10:32.975 |
| 4 | 1 | 2:51.556 | 48.992 | 1:18.595 | 43.969 | 147.0 | 13:24.531 |
| 5 | 1 | 3:23.025 B | 53.845 | 1:25.806 | 1:03.374 | 124.2 | 16:47.556 |
| 6 | 1 | 4:45.323 | 2:41.662 | 1:18.641 | 45.020 | 88.4 | 21:32.879 |
| 7 | 1 | 2:49.947 | 48.223 | 1:17.861 | 43.863 | 148.4 | 24:22.826 |
| 8 | 1 | 2:48.275 | 47.988 | 1:16.388 | 43.899 | 149.8 | 27:11.101 |
| 9 | 1 | 3:33.677 B | 56.926 | 1:34.073 | 1:02.678 | 118.0 | 30:44.778 |

### 14 — 1.Oliver BRYANT — LOLA T70 Mk3B Rodriguez

| Lap | D | Time | Sector 1 | Sector 2 | Sector 3 | Kph | Elapsed |
|---|---|---|---|---|---|---|---|
| 1 | 1 | 6:04.137 | 4:01.253 | 1:21.596 | 41.288 | 68.0 | 6:04.137 |
| 2 | 1 | 2:35.828 | 43.461 | 1:12.894 | 39.473 | 161.8 | 8:39.965 |
| 3 | 1 | 2:37.353 | 42.663 | 1:12.533 | 42.157 | 160.2 | 11:17.318 |
| 4 | 1 | 2:32.410 | 41.970 | 1:11.856 | 38.584 | 165.4 | 13:49.728 |
| 5 | 1 | 2:30.706 | 41.808 | 1:10.704 | 38.194 | 167.3 | 16:20.434 |
| 6 | 1 | 2:29.462 | 41.484 | 1:09.771 | 38.207 | 168.7 | 18:49.896 |
| 7 | 1 | 2:28.901 | 41.240 | 1:09.587 | 38.074 | 169.3 | 21:18.797 |
| 8 | 1 | 2:28.748 | 41.412 | 1:09.466 | 37.870 | 169.5 | 23:47.545 |
| 9 | 1 | 2:49.865 B | 44.458 | 1:14.111 | 51.296 | 148.4 | 26:37.410 |
| 10 | 1 | 6:47.169 | 4:54.983 | 1:13.595 | 38.591 | 61.9 | 33:24.579 |
| 11 | 1 | 2:38.601 | 43.609 | 1:12.576 | 42.416 | 159.0 | 36:03.180 |
| 12 | 1 | 2:43.669 B | 41.356 | 1:09.464 | 52.849 | 154.1 | 38:46.849 |

### 16 — 1.Chris JOLLY, 2.Steve FARTHING — COOPER Monaco T61M Invitation

| Lap | D | Time | Sector 1 | Sector 2 | Sector 3 | Kph | Elapsed |
|---|---|---|---|---|---|---|---|
| 1 | 1 | 3:37.920 | 1:24.005 | 1:27.743 | 46.172 | 113.7 | 3:37.920 |
| 2 | 1 | 2:49.904 | 45.797 | 1:19.768 | 44.339 | 148.4 | 6:27.824 |
| 3 | 1 | 2:50.298 | 46.378 | 1:21.124 | 42.796 | 148.1 | 9:18.122 |
| 4 | 1 | 2:53.511 | 46.835 | 1:23.360 | 43.316 | 145.3 | 12:11.633 |
| 5 | 1 | 2:53.360 B | 44.584 | 1:19.965 | 48.811 | 145.4 | 15:04.993 |
| 6 | 1 | 4:34.363 | 2:28.806 | 1:22.029 | 43.528 | 91.9 | 19:39.356 |
| 7 | 1 | 2:46.336 | 45.193 | 1:19.205 | 41.938 | 151.6 | 22:25.692 |
| 8 | 1 | 2:45.726 | 44.642 | 1:19.136 | 41.948 | 152.1 | 25:11.418 |
| 9 | 1 | 2:43.446 | 43.834 | 1:17.726 | 41.886 | 154.3 | 27:54.864 |
| 10 | 1 | 2:45.993 | 43.865 | 1:19.782 | 42.346 | 151.9 | 30:40.857 |
| 11 | 1 | 2:42.634 | 43.823 | 1:16.514 | 42.297 | 155.0 | 33:23.491 |
| 12 | 1 | 2:44.350 | 44.274 | 1:18.062 | 42.014 | 153.4 | 36:07.841 |
| 13 | 1 | 2:53.497 | 51.097 | 1:18.459 | 43.941 | 145.3 | 39:01.338 |
| 14 | 1 | 2:43.346 | 44.226 | 1:17.569 | 41.551 | 154.4 | 41:44.684 |

### 17 — 1.Lukas HALUSA, 2.Niklas HALUSA — ALFA ROMEO 33TT3 Rodriguez

| Lap | D | Time | Sector 1 | Sector 2 | Sector 3 | Kph | Elapsed |
|---|---|---|---|---|---|---|---|
| 1 | 1 | 3:37.234 | 1:23.515 | 1:26.906 | 46.813 | 114.0 | 3:37.234 |
| 2 | 1 | 2:49.171 | 49.309 | 1:17.272 | 42.590 | 149.0 | 6:26.405 |
| 3 | 1 | 2:50.290 | 50.287 | 1:18.001 | 42.002 | 148.1 | 9:16.695 |
| 4 | 1 | 2:43.042 | 46.955 | 1:14.486 | 41.601 | 154.6 | 11:59.737 |
| 5 | 1 | 2:41.816 | 46.445 | 1:13.580 | 41.791 | 155.8 | 14:41.553 |
| 6 | 1 | 2:41.816 | 47.119 | 1:13.488 | 41.209 | 155.8 | 17:23.369 |
| 7 | 1 | 2:41.218 | 46.586 | 1:13.374 | 41.258 | 156.4 | 20:04.587 |
| 8 | 1 | 2:58.350 B | 46.779 | 1:18.360 | 53.211 | 141.4 | 23:02.937 |

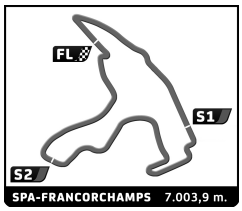


# FIA Masters Historic Sports Car Champions
## SPA SIX HOURS
## Qualifying
## Analysis

Personal Best | Session Best | B Crossing the finish line in pit lane

| Lap | D | Time | Sector 1 | Sector 2 | Sector 3 | Kph | Elapsed |
|---|---|---|---|---|---|---|---|
| 9 | 1 | 4:21.994 | 2:26.364 | 1:13.878 | 41.752 | 96.2 | 27:24.931 |
| 10 | 1 | 2:39.969 | 46.270 | 1:13.254 | 40.445 | 157.6 | 30:04.900 |
| 11 | 1 | 2:40.856 | 46.415 | 1:12.956 | 41.485 | 156.7 | 32:45.756 |
| 12 | 1 | 2:41.349 | 47.381 | 1:13.150 | 40.818 | 156.3 | 35:27.105 |
| 13 | 1 | 2:52.081 | 52.542 | 1:16.477 | 43.062 | 146.5 | 38:19.186 |
| 14 | 1 | 2:38.726 | 45.739 | 1:12.083 | 40.904 | 158.9 | 40:57.912 |

**19** 1.Andrew OWEN 2.Nick PADMORE — CHEVRON B8 Bonnier

| Lap | D | Time | Sector 1 | Sector 2 | Sector 3 | Kph | Elapsed |
|---|---|---|---|---|---|---|---|
| 1 | 1 | 3:04.747 | 1:04.725 | 1:17.650 | 42.372 | 134.1 | 3:04.747 |
| 2 | 1 | 2:42.912 | 46.744 | 1:14.556 | 41.612 | 154.8 | 5:47.659 |
| 3 | 1 | 2:41.922 | 45.936 | 1:14.534 | 41.452 | 155.7 | 8:29.581 |
| 4 | 1 | 2:40.406 | 45.652 | 1:13.540 | 41.214 | 157.2 | 11:09.987 |
| 5 | 1 | 2:52.818 B | 45.561 | 1:15.054 | 52.203 | 145.9 | 14:02.805 |
| 6 | 1 | 6:35.853 | 4:30.564 | 1:19.247 | 46.042 | 63.7 | 20:38.658 |
| 7 | 1 | 2:55.757 | 48.813 | 1:21.423 | 45.521 | 143.5 | 23:34.415 |
| 8 | 1 | 2:53.099 | 48.353 | 1:19.833 | 44.913 | 145.7 | 26:27.514 |
| 9 | 1 | 2:57.518 | 51.089 | 1:20.098 | 46.331 | 142.0 | 29:25.032 |
| 10 | 1 | 2:53.690 | 48.872 | 1:20.149 | 44.669 | 145.2 | 32:18.722 |
| 11 | 1 | 2:52.522 | 47.712 | 1:19.947 | 44.863 | 146.2 | 35:11.244 |
| 12 | 1 | 2:53.861 | 48.512 | 1:19.365 | 45.984 | 145.0 | 38:05.105 |
| 13 | 1 | 2:51.930 | 48.444 | 1:19.448 | 44.038 | 146.7 | 40:57.035 |

**22** 1.Alain CREFCOEUR — CHEVRON B16 Siffert

| Lap | D | Time | Sector 1 | Sector 2 | Sector 3 | Kph | Elapsed |
|---|---|---|---|---|---|---|---|
| 1 | 1 | 4:28.674 | 2:03.416 | 1:32.903 | 52.355 | 92.2 | 4:28.674 |
| 2 | 1 | 3:07.125 | 53.490 | 1:26.366 | 47.269 | 134.7 | 7:35.799 |
| 3 | 1 | 3:19.582 B | 53.681 | 1:26.407 | 59.494 | 126.3 | 10:55.381 |
| 4 | 1 | 4:41.335 | 2:34.280 | 1:21.913 | 45.142 | 89.6 | 15:36.716 |
| 5 | 1 | 2:56.807 | 50.733 | 1:20.804 | 45.270 | 142.6 | 18:33.523 |
| 6 | 1 | 3:00.300 | 50.546 | 1:23.159 | 46.595 | 139.8 | 21:33.823 |
| 7 | 1 | 2:55.841 | 50.476 | 1:20.528 | 44.837 | 143.4 | 24:29.664 |
| 8 | 1 | 2:55.351 | 49.809 | 1:20.535 | 45.007 | 143.8 | 27:25.015 |
| 9 | 1 | 2:58.316 | 49.283 | 1:23.126 | 45.907 | 141.4 | 30:23.331 |
| 10 | 1 | 2:56.590 | 50.066 | 1:20.920 | 45.604 | 142.8 | 33:19.921 |
| 11 | 1 | 2:56.793 | 49.462 | 1:20.881 | 46.450 | 142.6 | 36:16.714 |
| 12 | 1 | 2:55.042 | 49.342 | 1:20.277 | 45.423 | 144.0 | 39:11.756 |
| 13 | 1 | 3:15.020 B | 49.154 | 1:21.927 | 1:03.939 | 129.3 | 42:26.776 |

**25** 1.Michael GANS — LOLA T290 Stommelen

| Lap | D | Time | Sector 1 | Sector 2 | Sector 3 | Kph | Elapsed |
|---|---|---|---|---|---|---|---|
| 1 | 1 | 3:46.385 | 1:44.987 | 1:19.405 | 41.993 | 109.4 | 3:46.385 |
| 2 | 1 | 2:38.352 | 44.817 | 1:12.869 | 40.666 | 159.2 | 6:24.737 |
| 3 | 1 | 2:35.948 | 44.020 | 1:11.886 | 40.042 | 161.7 | 9:00.685 |
| 4 | 1 | 2:34.655 | 43.640 | 1:11.084 | 39.931 | 163.0 | 11:35.340 |
| 5 | 1 | 2:32.672 | 43.312 | 1:10.527 | 38.833 | 165.2 | 14:08.012 |
| 6 | 1 | 2:33.196 | 43.286 | 1:10.965 | 38.945 | 164.6 | 16:41.208 |
| 7 | 1 | 2:34.277 | 43.275 | 1:11.255 | 39.747 | 163.4 | 19:15.485 |
| 8 | 1 | 2:32.469 | 43.920 | 1:09.926 | 38.623 | 165.4 | 21:47.954 |
| 9 | 1 | 2:48.476 B | 45.580 | 1:11.176 | 51.720 | 149.7 | 24:36.430 |
| 10 | 1 | 9:11.661 | 7:22.241 | 1:10.567 | 38.853 | 45.7 | 33:48.091 |
| 11 | 1 | 2:32.946 | 43.602 | 1:09.863 | 39.481 | 164.9 | 36:21.037 |
| 12 | 1 | 2:31.971 | 43.462 | 1:10.172 | 38.337 | 165.9 | 38:53.008 |
| 13 | 1 | 2:33.545 | 43.122 | 1:10.877 | 39.546 | 164.2 | 41:26.553 |

**27** 1.John SHELDON — CHEVRON B16 Siffert

| Lap | D | Time | Sector 1 | Sector 2 | Sector 3 | Kph | Elapsed |
|---|---|---|---|---|---|---|---|
| 1 | 1 | 3:18.899 | 1:08.616 | 1:24.546 | 45.737 | 124.6 | 3:18.899 |
| 2 | 1 | 2:51.113 | 49.787 | 1:18.396 | 42.930 | 147.4 | 6:10.012 |
| 3 | 1 | 2:47.156 | 47.758 | 1:16.568 | 42.830 | 150.8 | 8:57.168 |
| 4 | 1 | 3:02.378 B | 47.466 | 1:17.163 | 57.749 | 138.3 | 11:59.546 |
| 5 | 1 | 4:30.526 | 2:29.281 | 1:17.439 | 43.806 | 93.2 | 16:30.072 |
| 6 | 1 | 2:45.257 | 46.787 | 1:15.929 | 42.541 | 152.6 | 19:15.329 |
| 7 | 1 | 2:44.471 | 47.339 | 1:15.372 | 41.760 | 153.3 | 21:59.800 |
| 8 | 1 | 3:01.890 B | 46.123 | 1:16.946 | 58.821 | 138.6 | 25:01.690 |
| 9 | 1 | 5:59.890 | 4:00.991 | 1:16.688 | 42.211 | 70.1 | 31:01.580 |
| 10 | 1 | 2:45.285 | 47.751 | 1:14.835 | 42.699 | 152.5 | 33:46.865 |
| 11 | 1 | 2:43.900 | 46.733 | 1:15.130 | 42.037 | 153.8 | 36:30.765 |
| 12 | 1 | 2:43.518 | 45.882 | 1:15.347 | 42.289 | 154.2 | 39:14.283 |
| 13 | 1 | 3:07.746 B | 46.536 | 1:19.456 | 1:01.754 | 134.3 | 42:22.029 |

**29** 1.Keith AHLERS 2.James Billy BELLINGER — COOPER Monaco King Cobra Hulme

| Lap | D | Time | Sector 1 | Sector 2 | Sector 3 | Kph | Elapsed |
|---|---|---|---|---|---|---|---|
| 1 | 1 | 3:03.297 | 57.492 | 1:21.844 | 43.961 | 135.2 | 3:03.297 |
| 2 | 1 | 2:45.166 | 46.017 | 1:17.368 | 41.781 | 152.7 | 5:48.463 |
| 3 | 1 | 2:43.584 | 44.805 | 1:17.291 | 41.488 | 154.1 | 8:32.047 |
| 4 | 1 | 2:42.845 | 45.274 | 1:16.269 | 41.302 | 154.8 | 11:14.892 |
| 5 | 1 | 2:41.393 | 44.367 | 1:15.869 | 41.157 | 156.2 | 13:56.285 |
| 6 | 1 | 3:05.870 B | 45.712 | 1:22.978 | 57.180 | 135.7 | 17:02.155 |
| 7 | 1 | 13:37.872 | ... | 1:25.344 | 44.975 | 30.8 | 30:40.027 |
| 8 | 1 | 2:53.686 | 46.935 | 1:21.757 | 44.994 | 145.2 | 33:33.713 |
| 9 | 1 | 2:50.418 | 46.596 | 1:19.561 | 44.261 | 148.0 | 36:24.131 |
| 10 | 1 | 2:52.683 | 46.492 | 1:21.149 | 45.042 | 146.0 | 39:16.814 |
| 11 | 1 | 2:54.156 | 46.197 | 1:20.632 | 47.327 | 144.8 | 42:10.970 |

**32** 1.Charles ALLISON — CHEVRON B8 Bonnier

| Lap | D | Time | Sector 1 | Sector 2 | Sector 3 | Kph | Elapsed |
|---|---|---|---|---|---|---|---|
| 1 | 1 | 4:55.679 | 2:53.511 | 1:18.657 | 43.511 | 83.8 | 4:55.679 |
| 2 | 1 | 2:48.229 | 47.223 | 1:17.248 | 43.758 | 149.9 | 7:43.908 |
| 3 | 1 | 2:49.683 | 47.246 | 1:20.258 | 42.179 | 148.6 | 10:33.591 |
| 4 | 1 | 3:01.781 B | 48.670 | 1:17.251 | 55.860 | 138.7 | 13:35.372 |
| 5 | 1 | 8:33.936 | 6:33.103 | 1:17.540 | 43.293 | 49.1 | 22:09.308 |
| 6 | 1 | 2:45.019 | 46.939 | 1:15.754 | 42.326 | 152.8 | 24:54.327 |
| 7 | 1 | 2:44.621 | 46.712 | 1:15.491 | 42.418 | 153.2 | 27:38.948 |
| 8 | 1 | 3:23.904 B | 54.916 | 1:29.371 | 59.617 | 123.7 | 31:02.852 |

**33** 1.Mark BATES — PORSCHE 911 RSR Pescarolo

| Lap | D | Time | Sector 1 | Sector 2 | Sector 3 | Kph | Elapsed |
|---|---|---|---|---|---|---|---|
| 1 | 1 | 3:27.875 | 1:19.278 | 1:22.278 | 46.319 | 119.2 | 3:27.875 |
| 2 | 1 | 2:51.831 | 49.007 | 1:18.702 | 44.122 | 146.7 | 6:19.706 |
| 3 | 1 | 2:50.047 | 48.597 | 1:17.816 | 43.634 | 148.3 | 9:09.753 |
| 4 | 1 | 3:01.835 B | 48.287 | 1:19.559 | 53.989 | 138.7 | 12:11.588 |
| 5 | 1 | 5:04.191 | 3:02.426 | 1:18.249 | 43.516 | 82.9 | 17:15.779 |
| 6 | 1 | 2:50.340 | 48.318 | 1:18.359 | 43.663 | 148.0 | 20:06.119 |
| 7 | 1 | 2:50.050 | 48.274 | 1:17.914 | 43.862 | 148.3 | 22:56.169 |
| 8 | 1 | 2:52.172 | 48.065 | 1:20.035 | 44.072 | 146.4 | 25:48.341 |
| 9 | 1 | 2:49.727 | 48.274 | 1:17.764 | 43.689 | 148.6 | 28:38.068 |
| 10 | 1 | 2:59.633 B | 48.674 | 1:18.161 | 52.798 | 140.4 | 31:37.701 |
| 11 | 1 | 4:43.579 B | 2:23.383 | 1:20.137 | 1:00.059 | 88.9 | 36:21.280 |
| 12 | 1 | 5:53.434 B | 3:32.172 | 1:22.695 | 58.567 | 71.3 | 42:14.714 |

**34** 1.David HART 2.Nicky PASTORELLI — LOLA T70 MK3B Rodriguez

| Lap | D | Time | Sector 1 | Sector 2 | Sector 3 | Kph | Elapsed |
|---|---|---|---|---|---|---|---|
| 1 | 1 | 5:24.839 | 3:28.708 | 1:16.243 | 39.888 | 76.3 | 5:24.839 |

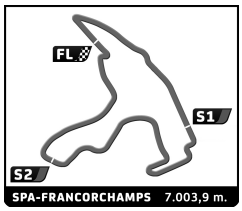


# FIA Masters Historic Sports Car Champions

## SPA SIX HOURS

## Qualifying

## Analysis

Personal Best | Session Best | B Crossing the finish line in pit lane

### 41 — CHEVRON B8 — Bonnier

1.Till BECHTOLSHEIMER
2.Damien FAULKNER

| Lap | D | Time | Sector 1 | Sector 2 | Sector 3 | Kph | Elapsed |
|---|---|---|---|---|---|---|---|
| 1 | 1 | 4:03.550 | 1:49.164 | 1:27.001 | 47.385 | 101.7 | 4:03.550 |
| 2 | 1 | 2:52.821 | 49.504 | 1:18.808 | 44.509 | 145.9 | 6:56.371 |
| 3 | 1 | 2:49.880 | 48.286 | 1:17.536 | 44.058 | 148.4 | 9:46.251 |
| 4 | 1 | 2:51.114 | 48.691 | 1:18.261 | 44.162 | 147.4 | 12:37.365 |
| 5 | 1 | 2:49.412 | 48.735 | 1:16.976 | 43.701 | 148.8 | 15:26.777 |
| 6 | 1 | 3:00.251 B | 49.166 | 1:17.112 | 53.973 | 139.9 | 18:27.028 |
| 7 | 1 | 4:07.739 | 2:05.928 | 1:18.430 | 43.381 | 101.8 | 22:34.767 |
| 8 | 1 | 2:49.148 | 48.321 | 1:17.802 | 43.025 | 149.1 | 25:23.915 |
| 9 | 1 | 2:47.065 | 47.077 | 1:17.105 | 42.883 | 150.9 | 28:10.980 |
| 10 | 1 | 2:44.686 | 46.588 | 1:15.676 | 42.422 | 153.1 | 30:55.666 |
| 11 | 1 | 2:45.712 | 47.204 | 1:15.835 | 42.673 | 152.2 | 33:41.378 |
| 12 | 1 | 2:44.274 | 46.247 | 1:15.804 | 42.223 | 153.5 | 36:25.652 |
| 13 | 1 | 2:46.478 | 46.836 | 1:16.891 | 42.751 | 151.5 | 39:12.130 |
| 14 | 1 | 2:44.625 | 46.514 | 1:15.712 | 42.399 | 153.2 | 41:56.755 |

### 50 — DAREN Mk2 — Marko

1.Georg KJALLGREN

| Lap | D | Time | Sector 1 | Sector 2 | Sector 3 | Kph | Elapsed |
|---|---|---|---|---|---|---|---|
| 1 | 1 | 3:55.257 | 1:41.368 | 1:27.437 | 46.452 | 105.3 | 3:55.257 |
| 2 | 1 | 3:04.874 B | 48.195 | 1:20.764 | 55.915 | 136.4 | 7:00.131 |
| 3 | 1 | 3:58.546 | 1:52.228 | 1:21.911 | 44.407 | 105.7 | 10:58.677 |
| 4 | 1 | 2:48.764 | 47.529 | 1:18.035 | 43.200 | 149.4 | 13:47.441 |
| 5 | 1 | 2:48.301 | 47.647 | 1:16.805 | 43.849 | 149.8 | 16:35.742 |
| 6 | 1 | 2:51.469 | 47.379 | 1:19.700 | 44.390 | 147.0 | 19:27.211 |
| 7 | 1 | 2:46.922 | 47.044 | 1:16.824 | 43.054 | 151.1 | 22:14.133 |
| 8 | 1 | 3:08.980 B | 48.550 | 1:22.724 | 57.706 | 133.4 | 25:23.113 |

### 54 — MCLAREN M1B — Hulme

1.Chris DRAKE
2.Mark SHAW

| Lap | D | Time | Sector 1 | Sector 2 | Sector 3 | Kph | Elapsed |
|---|---|---|---|---|---|---|---|
| 1 | 1 | 3:04.386 | 1:00.414 | 1:20.893 | 43.079 | 134.4 | 3:04.386 |
| 2 | 1 | 2:45.767 | 45.899 | 1:18.320 | 41.548 | 152.1 | 5:50.153 |
| 3 | 1 | 2:42.709 | 44.323 | 1:17.398 | 40.988 | 155.0 | 8:32.862 |
| 4 | 1 | 2:45.990 | 43.833 | 1:18.109 | 44.048 | 151.9 | 11:18.852 |
| 5 | 1 | 2:43.441 | 44.374 | 1:17.531 | 41.536 | 154.3 | 14:02.293 |
| 6 | 1 | 2:57.142 B | 44.660 | 1:18.773 | 53.709 | 142.3 | 16:59.435 |
| 7 | 1 | 5:20.161 | 3:12.687 | 1:24.000 | 43.474 | 78.8 | 22:19.596 |
| 8 | 1 | 2:44.130 | 44.405 | 1:17.983 | 41.742 | 153.6 | 25:03.726 |
| 9 | 1 | 2:41.457 | 42.710 | 1:17.402 | 41.345 | 156.2 | 27:45.183 |
| 10 | 1 | 2:52.649 | 44.944 | 1:18.986 | 48.719 | 146.0 | 30:37.832 |
| 11 | 1 | 2:40.804 | 43.011 | 1:16.150 | 41.643 | 156.8 | 33:18.636 |
| 12 | 1 | 2:46.090 | 43.229 | 1:17.426 | 45.435 | 151.8 | 36:04.726 |
| 13 | 1 | 2:44.074 | 44.196 | 1:17.202 | 42.676 | 153.7 | 38:48.800 |
| 14 | 1 | 2:41.067 | 43.120 | 1:14.731 | 43.216 | 156.5 | 41:29.867 |

### 59 — LOLA T70 MK3B — Rodriguez

1.Robert BEEBEE
2.Joshua BEEBEE

| Lap | D | Time | Sector 1 | Sector 2 | Sector 3 | Kph | Elapsed |
|---|---|---|---|---|---|---|---|
| 1 | 1 | 4:11.780 | 2:02.558 | 1:21.611 | 47.611 | 98.4 | 4:11.780 |
| 2 | 1 | 2:43.510 | 45.958 | 1:14.974 | 42.578 | 154.2 | 6:55.290 |
| 3 | 1 | 2:45.452 | 45.825 | 1:17.700 | 41.927 | 152.4 | 9:40.742 |
| 4 | 1 | 2:40.503 | 44.836 | 1:14.376 | 41.291 | 157.1 | 12:21.245 |
| 5 | 1 | 2:39.862 | 44.699 | 1:14.279 | 40.884 | 157.7 | 15:01.107 |
| 6 | 1 | 2:51.697 B | 44.769 | 1:15.005 | 51.923 | 146.9 | 17:52.804 |
| 7 | 1 | 4:14.342 | 2:15.274 | 1:15.980 | 43.088 | 99.1 | 22:07.146 |
| 8 | 1 | 3:20.897 | 46.805 | 1:52.089 | 42.003 | 125.5 | 25:28.043 |
| 9 | 1 | 2:38.427 | 44.395 | 1:13.325 | 40.707 | 159.2 | 28:06.470 |
| 10 | 1 | 2:43.487 | 45.109 | 1:15.471 | 42.907 | 154.2 | 30:49.957 |
| 11 | 1 | 2:41.789 | 45.243 | 1:14.478 | 42.068 | 155.8 | 33:31.746 |
| 12 | 1 | 2:39.865 | 43.938 | 1:13.538 | 42.389 | 157.7 | 36:11.611 |
| 13 | 1 | 2:39.653 | 43.535 | 1:14.312 | 41.806 | 157.9 | 38:51.264 |
| 14 | 1 | 2:37.316 | 43.276 | 1:13.471 | 40.569 | 160.3 | 41:28.580 |

### 74 — PORSCHE 911 RSR — Pescarolo

1.James BATES

| Lap | D | Time | Sector 1 | Sector 2 | Sector 3 | Kph | Elapsed |
|---|---|---|---|---|---|---|---|
| 1 | 1 | 3:28.983 | 1:14.678 | 1:26.295 | 48.010 | 118.6 | 3:28.983 |
| 2 | 1 | 2:56.171 | 50.199 | 1:20.280 | 45.692 | 143.1 | 6:25.154 |
| 3 | 1 | 2:56.243 | 51.305 | 1:19.953 | 44.985 | 143.1 | 9:21.397 |
| 4 | 1 | 2:52.990 | 49.894 | 1:18.551 | 44.545 | 145.8 | 12:14.387 |
| 5 | 1 | 2:53.279 | 50.149 | 1:19.040 | 44.090 | 145.5 | 15:07.666 |
| 6 | 1 | 3:02.770 B | 50.268 | 1:19.133 | 53.369 | 138.0 | 18:10.436 |
| 7 | 1 | 4:31.106 | 2:27.720 | 1:18.818 | 44.568 | 93.0 | 22:41.542 |
| 8 | 1 | 3:02.852 B | 50.120 | 1:18.786 | 53.946 | 137.9 | 25:44.394 |
| 9 | 1 | 4:33.183 | 2:29.737 | 1:18.949 | 44.497 | 92.3 | 30:17.577 |
| 10 | 1 | 2:50.970 | 49.334 | 1:17.308 | 44.328 | 147.5 | 33:08.547 |
| 11 | 1 | 2:55.821 | 50.323 | 1:19.036 | 46.462 | 143.4 | 36:04.368 |
| 12 | 1 | 3:01.590 | 51.569 | 1:19.875 | 50.146 | 138.9 | 39:05.958 |
| 13 | 1 | 3:23.675 B | 54.053 | 1:25.293 | 1:04.329 | 123.8 | 42:29.633 |

### 75 — LOLA T70 MK3B — Invitation

1.Eric MESTDAGH

| Lap | D | Time | Sector 1 | Sector 2 | Sector 3 | Kph | Elapsed |
|---|---|---|---|---|---|---|---|
| 1 | 1 | 5:50.823 B | 3:38.336 | 1:19.598 | 52.889 | 70.6 | 5:50.823 |
| 2 | 1 | 6:38.919 | 2:20.620 | 3:37.343 | 40.956 | 63.2 | 12:29.742 |
| 3 | 1 | 2:38.339 | 44.583 | 1:13.102 | 40.654 | 159.2 | 15:08.081 |
| 4 | 1 | 2:37.225 | 43.837 | 1:12.834 | 40.554 | 160.4 | 17:45.306 |
| 5 | 1 | 2:42.457 | 44.794 | 1:16.706 | 40.957 | 155.2 | 20:27.763 |
| 6 | 1 | 2:35.437 | 43.741 | 1:11.991 | 39.705 | 162.2 | 23:03.200 |
| 7 | 1 | 2:52.365 B | 44.559 | 1:14.694 | 53.112 | 146.3 | 25:55.565 |
| 8 | 1 | 6:50.939 | 4:57.454 | 1:12.760 | 40.725 | 61.4 | 32:46.504 |
| 9 | 1 | 2:37.934 | 45.258 | 1:12.700 | 39.976 | 159.6 | 35:24.438 |
| 10 | 1 | 2:34.966 | 43.518 | 1:11.762 | 39.686 | 162.7 | 37:59.404 |
| 11 | 1 | 2:35.388 | 43.173 | 1:12.448 | 39.767 | 162.3 | 40:34.792 |

### 80 — CHEVRON B19 — Marko

1.Henry FLETCHER

| Lap | D | Time | Sector 1 | Sector 2 | Sector 3 | Kph | Elapsed |
|---|---|---|---|---|---|---|---|
| 1 | 1 | 3:01.161 | 1:03.128 | 1:16.486 | 41.547 | 136.8 | 3:01.161 |
| 2 | 1 | 2:36.875 | 45.115 | 1:12.288 | 39.472 | 160.7 | 5:38.036 |
| 3 | 1 | 2:35.137 | 44.368 | 1:11.424 | 39.345 | 162.5 | 8:13.173 |
| 4 | 1 | 2:41.683 | 43.881 | 1:13.440 | 44.362 | 155.9 | 10:54.856 |
| 5 | 1 | 2:56.884 B | 46.031 | 1:16.906 | 53.947 | 142.5 | 13:51.740 |
| 6 | 1 | 6:14.160 | 4:22.645 | 1:11.663 | 39.852 | 67.4 | 20:05.900 |

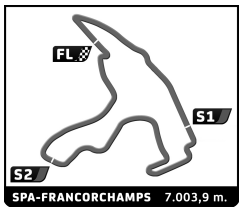


# FIA Masters Historic Sports Car Champions
## SPA SIX HOURS
## Qualifying
## Analysis

Personal Best | Session Best | B Crossing the finish line in pit lane

### 88 — 1.Richard MCALPINE / 2.Chris KEEN — MCLAREN M1 B, Hulme

| Lap | D | Time | Sector 1 | Sector 2 | Sector 3 | Kph | Elapsed |
|---|---|---|---|---|---|---|---|
| 1 | 1 | 3:41.843 | 1:28.835 | 1:27.505 | 45.503 | 111.7 | 3:41.843 |
| 2 | 1 | 2:52.027 | 46.032 | 1:21.477 | 44.518 | 146.6 | 6:33.870 |
| 3 | 1 | 2:47.815 | 45.603 | 1:18.613 | 43.599 | 150.2 | 9:21.685 |
| 4 | 1 | 2:47.914 | 44.948 | 1:19.111 | 43.855 | 150.2 | 12:09.599 |
| 5 | 1 | 2:46.032 | 45.467 | 1:17.644 | 42.921 | 151.9 | 14:55.631 |
| 6 | 1 | 2:46.347 | 45.061 | 1:18.469 | 42.817 | 151.6 | 17:41.978 |
| 7 | 1 | 3:10.499 B | 44.989 | 1:21.555 | 1:03.955 | 132.4 | 20:52.477 |
| 8 | 1 | 5:32.098 | 3:05.861 | 1:32.901 | 53.336 | 75.9 | 26:24.575 |
| 9 | 1 | 3:16.674 | 56.002 | 1:28.986 | 51.686 | 128.2 | 29:41.249 |
| 10 | 1 | 3:14.922 | 51.536 | 1:32.097 | 51.289 | 129.4 | 32:56.171 |
| 11 | 1 | 3:39.236 B | 53.704 | 1:30.653 | 1:14.879 | 115.0 | 36:35.407 |

### 89 — 1.Andrew BANKS / 2.Max BANKS — MCLAREN M6B, Rodriguez

| Lap | D | Time | Sector 1 | Sector 2 | Sector 3 | Kph | Elapsed |
|---|---|---|---|---|---|---|---|
| 1 | 1 | 2:59.750 | 55.340 | 1:21.727 | 42.683 | 137.8 | 2:59.750 |
| 2 | 1 | 2:30.692 | 41.478 | 1:11.424 | 37.790 | 167.3 | 5:30.442 |
| 3 | 1 | 2:30.943 | 41.292 | 1:11.290 | 38.361 | 167.0 | 8:01.385 |
| 4 | 1 | 2:35.426 | 44.162 | 1:12.308 | 38.956 | 162.2 | 10:36.811 |
| 5 | 1 | 2:28.660 | 41.611 | 1:09.454 | 37.595 | 169.6 | 13:05.471 |
| 6 | 1 | 2:28.309 | 41.101 | 1:09.707 | 37.501 | 170.0 | 15:33.780 |
| 7 | 1 | 2:28.900 | 40.869 | 1:09.293 | 38.738 | 169.3 | 18:02.680 |
| 8 | 1 | 2:43.253 B | 41.931 | 1:11.140 | 50.182 | 154.4 | 20:45.933 |
| 9 | 1 | 3:51.751 | 2:01.128 | 1:12.540 | 38.083 | 108.8 | 24:37.684 |
| 10 | 1 | 2:29.819 | 41.130 | 1:10.570 | 38.119 | 168.3 | 27:07.503 |
| 11 | 1 | 2:28.908 | 40.769 | 1:10.206 | 37.933 | 169.3 | 29:36.411 |
| 12 | 1 | 2:27.566 | 40.747 | 1:09.409 | 37.410 | 170.9 | 32:03.977 |
| 13 | 1 | 2:50.035 B | 44.962 | 1:13.779 | 51.294 | 148.3 | 34:54.012 |

### 90 — 1.Gregory THORNTON — CHEVRON B8, Bonnier

| Lap | D | Time | Sector 1 | Sector 2 | Sector 3 | Kph | Elapsed |
|---|---|---|---|---|---|---|---|
| 1 | 1 | 8:08.859 | 1:40.842 | 1:28.677 | 4:59.340 | 50.7 | 8:08.859 |
| 2 | 1 | 3:30.622 B | 53.255 | 1:32.358 | 1:05.009 | 119.7 | 11:39.481 |
| 3 | 1 | 5:00.182 | 2:57.762 | 1:19.171 | 43.249 | 84.0 | 16:39.663 |
| 4 | 1 | 2:47.960 | 47.305 | 1:17.175 | 43.480 | 150.1 | 19:27.623 |
| 5 | 1 | 17:10.187 | 47.021 | 1:17.359 | ... | 24.5 | 36:37.810 |
| 6 | 1 | 2:43.837 | 47.303 | 1:14.890 | 41.644 | 153.9 | 39:21.647 |

### 111 — 1.Pablo BRIONES / 2.Klaus HORN — PORSCHE 911 RSR, Pescarolo

| Lap | D | Time | Sector 1 | Sector 2 | Sector 3 | Kph | Elapsed |
|---|---|---|---|---|---|---|---|
| 1 | 1 | 7:50.760 | 5:21.704 | 1:37.490 | 51.566 | 52.6 | 7:50.760 |
| 2 | 1 | 3:29.349 | 1:00.158 | 1:35.011 | 54.180 | 120.4 | 11:20.109 |
| 3 | 1 | 3:40.610 B | 56.538 | 1:35.910 | 1:08.162 | 114.3 | 15:00.719 |
| 4 | 1 | 5:45.805 | 3:20.859 | 1:36.124 | 48.822 | 72.9 | 20:46.524 |
| 5 | 1 | 2:59.491 | 49.748 | 1:22.781 | 46.962 | 140.5 | 23:46.015 |
| 6 | 1 | 3:00.055 | 49.778 | 1:23.579 | 46.698 | 140.0 | 26:46.070 |
| 7 | 1 | 2:58.414 | 49.356 | 1:22.166 | 46.892 | 141.3 | 29:44.484 |
| 8 | 1 | 2:58.487 | 49.150 | 1:22.576 | 46.761 | 141.3 | 32:42.971 |
| 9 | 1 | 3:12.390 B | 49.380 | 1:24.524 | 58.486 | 131.1 | 35:55.361 |
| 10 | 1 | 3:52.613 | 1:42.602 | 1:23.283 | 46.728 | 108.4 | 39:47.974 |
| 11 | 1 | 2:55.784 | 48.885 | 1:20.970 | 45.929 | 143.4 | 42:43.758 |

### 116 — 1.Serge KRIKNOFF — LOLA T212, Marko

| Lap | D | Time | Sector 1 | Sector 2 | Sector 3 | Kph | Elapsed |
|---|---|---|---|---|---|---|---|
| 1 | 1 | 3:50.822 | 1:26.189 | 1:34.796 | 49.837 | 107.3 | 3:50.822 |
| 2 | 1 | 2:57.120 B | 46.838 | 1:14.797 | 55.485 | 142.4 | 6:47.942 |
| 3 | 1 | 6:31.500 | 4:22.480 | 1:25.150 | 43.870 | 64.4 | 13:19.442 |
| 4 | 1 | 2:38.294 | 45.708 | 1:12.422 | 40.164 | 159.3 | 15:57.736 |
| 5 | 1 | 3:02.892 B | 46.212 | 1:18.146 | 58.534 | 137.9 | 19:00.628 |
| 6 | 1 | 5:07.963 | 3:04.742 | 1:20.927 | 42.294 | 81.9 | 24:08.591 |
| 7 | 1 | 2:37.299 | 45.283 | 1:11.721 | 40.295 | 160.3 | 26:45.890 |
| 8 | 1 | 2:37.289 | 44.564 | 1:12.476 | 40.249 | 160.3 | 29:23.179 |
| 9 | 1 | 3:13.244 B | 47.741 | 1:22.927 | 1:02.576 | 130.5 | 32:36.423 |
| 10 | 1 | 5:27.280 | 3:28.634 | 1:15.961 | 42.685 | 77.0 | 38:03.703 |
| 11 | 1 | 2:37.468 | 45.171 | 1:11.982 | 40.315 | 160.1 | 40:41.171 |

### 140 — 1.Goncalo GOMES / 2.James CLARIDGE — LOLA T212, Marko

| Lap | D | Time | Sector 1 | Sector 2 | Sector 3 | Kph | Elapsed |
|---|---|---|---|---|---|---|---|
| 1 | 1 | 3:35.386 | 1:24.539 | 1:25.407 | 45.440 | 115.0 | 3:35.386 |
| 2 | 1 | 2:45.209 | 47.008 | 1:16.494 | 41.707 | 152.6 | 6:20.595 |
| 3 | 1 | 2:44.653 | 47.241 | 1:15.459 | 41.953 | 153.1 | 9:05.248 |
| 4 | 1 | 2:41.380 | 45.604 | 1:15.000 | 40.776 | 156.2 | 11:46.628 |
| 5 | 1 | 2:40.009 | 45.323 | 1:14.247 | 40.439 | 157.6 | 14:26.637 |
| 6 | 1 | 2:40.886 | 45.952 | 1:14.158 | 40.776 | 156.7 | 17:07.523 |
| 7 | 1 | 2:50.647 B | 45.807 | 1:13.257 | 51.583 | 147.8 | 19:58.170 |
| 8 | 1 | 4:27.343 | 2:35.942 | 1:12.155 | 39.246 | 94.3 | 24:25.513 |
| 9 | 1 | 2:34.772 | 44.745 | 1:11.096 | 38.931 | 162.9 | 27:00.285 |
| 10 | 1 | 2:33.178 | 43.962 | 1:10.350 | 38.866 | 164.6 | 29:33.463 |
| 11 | 1 | 2:36.528 | 44.533 | 1:11.211 | 40.784 | 161.1 | 32:09.991 |
| 12 | 1 | 2:33.532 | 44.053 | 1:10.619 | 38.860 | 164.2 | 34:43.523 |
| 13 | 1 | 2:33.320 | 44.298 | 1:10.043 | 38.979 | 164.5 | 37:16.843 |
| 14 | 1 | 2:35.662 | 44.784 | 1:11.536 | 39.342 | 162.0 | 39:52.505 |
| 15 | 1 | 2:33.062 | 43.743 | 1:10.496 | 38.823 | 164.7 | 42:25.567 |

### 165 — 1.Diogo FERRAO / 2.Manfredo ROSSI DI MON' — LOLA T292, Stommelen

| Lap | D | Time | Sector 1 | Sector 2 | Sector 3 | Kph | Elapsed |
|---|---|---|---|---|---|---|---|
| 1 | 1 | 2:52.564 | 56.573 | 1:15.034 | 40.957 | 143.6 | 2:52.564 |
| 2 | 1 | 2:35.630 | 45.569 | 1:10.340 | 39.721 | 162.0 | 5:28.194 |
| 3 | 1 | 2:34.566 | 44.779 | 1:10.348 | 39.439 | 163.1 | 8:02.760 |
| 4 | 1 | 2:39.243 | 44.952 | 1:10.601 | 43.690 | 158.3 | 10:42.003 |
| 5 | 1 | 3:07.782 B | 56.844 | 1:18.248 | 52.690 | 134.3 | 13:49.785 |
| 6 | 1 | 6:27.149 | 4:30.804 | 1:14.639 | 41.706 | 65.1 | 20:16.934 |
| 7 | 1 | 2:39.577 | 47.101 | 1:11.992 | 40.484 | 158.0 | 22:56.511 |
| 8 | 1 | 2:37.530 | 46.274 | 1:10.754 | 40.502 | 160.1 | 25:34.041 |
| 9 | 1 | 2:36.181 | 45.540 | 1:10.737 | 39.904 | 161.4 | 28:10.222 |
| 10 | 1 | 2:36.337 | 45.154 | 1:11.059 | 40.124 | 161.3 | 30:46.559 |
| 11 | 1 | 2:35.153 | 44.973 | 1:10.486 | 39.694 | 162.5 | 33:21.712 |
| 12 | 1 | 2:41.141 | 44.999 | 1:12.707 | 43.435 | 156.5 | 36:02.853 |
| 13 | 1 | 2:35.075 | 45.289 | 1:10.200 | 39.586 | 162.6 | 38:37.928 |
| 14 | 1 | 3:30.586 B | 53.835 | 1:27.301 | 1:09.450 | 119.7 | 42:08.514 |

### 170 — 1.Pedro MACEDO SILVA — LOLA T70 MK3, Rodriguez

| Lap | D | Time | Sector 1 | Sector 2 | Sector 3 | Kph | Elapsed |
|---|---|---|---|---|---|---|---|
| 1 | 1 | 2:55.429 | 57.026 | 1:17.305 | 41.098 | 141.2 | 2:55.429 |
| 2 | 1 | 2:38.132 | 43.186 | 1:15.137 | 39.809 | 159.5 | 5:33.561 |

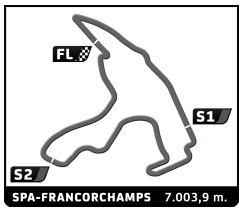


# FIA Masters Historic Sports Car Champions

## SPA SIX HOURS

## Qualifying

## Analysis

Personal Best | Session Best | **B** Crossing the finish line in pit lane

| Lap | D | Time | Sector 1 | Sector 2 | Sector 3 | Kph | Elapsed |
|---|---|---|---|---|---|---|---|
| 3 | 1 | 2:37.043 | 42.001 | 1:15.280 | 39.762 | 160.6 | 8:10.604 |
| 4 | 1 | 2:39.044 | 42.720 | 1:16.787 | 39.537 | 158.5 | 10:49.648 |
| 5 | 1 | 2:34.506 | 41.379 | 1:13.090 | 40.037 | 163.2 | 13:24.154 |
| 6 | 1 | 2:43.806 B | 41.591 | 1:12.785 | 49.430 | 153.9 | 16:07.960 |
| 7 | 1 | 6:22.236 | 4:25.885 | 1:16.487 | 39.864 | 66.0 | 22:30.196 |
| 8 | 1 | 2:35.985 | 42.034 | 1:14.644 | 39.307 | 161.6 | 25:06.181 |
| 9 | 1 | 2:33.468 | 41.296 | 1:12.812 | 39.360 | 164.3 | 27:39.649 |
| 10 | 1 | 2:41.401 | 44.086 | 1:16.029 | 41.286 | 156.2 | 30:21.050 |
| 11 | 1 | 2:38.604 | 41.647 | 1:15.532 | 41.425 | 159.0 | 32:59.654 |
| 12 | 1 | 2:47.765 B | 41.829 | 1:13.633 | 52.303 | 150.3 | 35:47.419 |

**171** 1.Christophe VAN RIET — LOLA T70 MK3 — Rodriguez

| Lap | D | Time | Sector 1 | Sector 2 | Sector 3 | Kph | Elapsed |
|---|---|---|---|---|---|---|---|
| 1 | 1 | 3:18.804 | 1:14.303 | 1:21.873 | 42.628 | 124.6 | 3:18.804 |
| 2 | 1 | 2:40.864 | 43.651 | 1:16.569 | 40.644 | 156.7 | 5:59.668 |
| 3 | 1 | 2:37.608 | 42.814 | 1:14.598 | 40.196 | 160.0 | 8:37.276 |
| 4 | 1 | 2:56.865 B | 44.597 | 1:17.970 | 54.298 | 142.6 | 11:34.141 |
| 5 | 1 | 8:37.451 | 6:41.649 | 1:15.926 | 39.876 | 48.7 | 20:11.592 |
| 6 | 1 | 2:33.796 | 42.147 | 1:12.162 | 39.487 | 163.9 | 22:45.388 |
| 7 | 1 | 2:32.928 | 41.742 | 1:12.147 | 39.039 | 164.9 | 25:18.316 |
| 8 | 1 | 2:40.630 | 41.987 | 1:16.690 | 41.953 | 157.0 | 27:58.946 |
| 9 | 1 | 2:52.071 B | 41.926 | 1:15.522 | 54.623 | 146.5 | 30:51.017 |
| 10 | 1 | 4:05.529 | 2:11.992 | 1:13.320 | 40.217 | 102.7 | 34:56.546 |
| 11 | 1 | 2:33.271 | 41.691 | 1:12.104 | 39.476 | 164.5 | 37:29.817 |
| 12 | 1 | 2:32.271 | 41.416 | 1:11.803 | 39.052 | 165.6 | 40:02.088 |

**192** 1.Julian THOMAS 2.Calum LOCKIE — CHEVRON B8 — Bonnier

| Lap | D | Time | Sector 1 | Sector 2 | Sector 3 | Kph | Elapsed |
|---|---|---|---|---|---|---|---|
| 1 | 1 | 3:19.698 | 1:16.679 | 1:19.117 | 43.902 | 124.1 | 3:19.698 |
| 2 | 1 | 2:47.151 | 47.937 | 1:16.466 | 42.748 | 150.8 | 6:06.849 |
| 3 | 1 | 2:45.793 | 47.837 | 1:15.646 | 42.310 | 152.1 | 8:52.642 |
| 4 | 1 | 2:44.910 | 47.363 | 1:15.316 | 42.231 | 152.9 | 11:37.552 |
| 5 | 1 | 2:47.008 | 47.415 | 1:16.862 | 42.731 | 151.0 | 14:24.560 |
| 6 | 1 | 2:44.778 | 47.626 | 1:15.380 | 41.772 | 153.0 | 17:09.338 |
| 7 | 1 | 2:43.968 | 47.158 | 1:14.540 | 42.270 | 153.8 | 19:53.306 |
| 8 | 1 | 2:54.542 B | 46.924 | 1:15.077 | 52.541 | 144.5 | 22:47.848 |
| 9 | 1 | 4:20.903 | 2:21.746 | 1:16.314 | 42.843 | 96.6 | 27:08.751 |
| 10 | 1 | 2:45.169 | 47.141 | 1:15.567 | 42.461 | 152.7 | 29:53.920 |
| 11 | 1 | 2:46.057 | 47.112 | 1:15.996 | 42.949 | 151.8 | 32:39.977 |
| 12 | 1 | 2:46.319 | 47.689 | 1:16.304 | 42.326 | 151.6 | 35:26.296 |
| 13 | 1 | 2:43.319 | 46.363 | 1:14.645 | 42.311 | 154.4 | 38:09.615 |
| 14 | 1 | 2:54.424 | 46.932 | 1:15.482 | 52.010 | 144.6 | 41:04.039 |