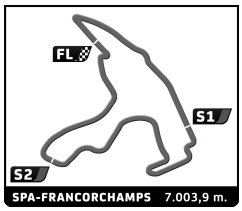

Aston Martin Masters Endurance Legends

SPA SIX HOURS

Race 1

Analysis

Personal Best | Session Best | **B** Crossing the finish line in pit lane

008 — 1.Christophe D'ANSEMBOU — LOLA Aston DBR1-2 — G3/P1

Lap	D	Time	Sector 1	Sector 2	Sector 3	Kph	Elapsed
1	1	3:37.354	1:03.011	1:38.167	56.176	114.0	3:37.354
2	1	3:36.033	1:00.133	1:42.720	53.180	116.7	7:13.387
3	1	2:21.546	40.231	1:06.033	35.282	178.1	9:34.933
4	1	2:17.882	38.185	1:04.490	35.207	182.9	11:52.815
5	1	2:19.503	38.659	1:04.165	36.679	180.7	14:12.318
6	1	2:18.588	39.143	1:04.670	34.775	181.9	16:30.906
7	1	2:24.196	41.863	1:05.817	36.516	174.9	18:55.102
8	1	2:25.516	38.621	1:09.906	36.989	173.3	21:20.618
9	1	2:20.992	39.349	1:05.591	36.052	178.8	23:41.610
10	1	2:29.225 B	38.943	1:04.913	45.369	169.0	26:10.835
11	1	3:39.824	2:01.438	1:03.488	34.898	114.7	29:50.659
12	1	2:17.667	37.793	1:04.268	35.606	183.2	32:08.326
13	1	2:21.478	40.532	1:04.977	35.969	178.2	34:29.804
14	1	2:18.237	38.350	1:04.726	35.161	182.4	36:48.041
15	1	2:17.282	38.541	1:03.743	34.998	183.7	39:05.323
16	1	2:19.730	37.526	1:05.438	36.766	180.4	41:25.053

8 — 1.Kriton LENDOUDIS — PEUGEOT 90X — G3/P1

Lap	D	Time	Sector 1	Sector 2	Sector 3	Kph	Elapsed
1	1	3:40.315	1:09.338	1:33.912	57.065	112.5	3:40.315
2	1	3:36.159	1:00.741	1:41.388	54.030	116.6	7:16.474
3	1	2:24.629	41.170	1:05.985	37.474	174.3	9:41.103
4	1	2:24.483	40.101	1:06.675	37.707	174.5	12:05.586
5	1	2:22.784	39.817	1:05.990	36.977	176.6	14:28.370
6	1	2:21.576	39.192	1:05.913	36.471	178.1	16:49.946
7	1	2:22.891	39.461	1:05.567	37.863	176.5	19:12.837
8	1	2:37.632 B	40.394	1:07.973	49.265	160.0	21:50.469
9	1	3:37.614	1:56.484	1:04.642	36.488	115.9	25:28.083
10	1	2:19.361	39.048	1:04.230	36.083	180.9	27:47.444
11	1	2:19.081	38.301	1:03.888	36.892	181.3	30:06.525
12	1	2:23.432	38.849	1:07.944	36.639	175.8	32:29.957
13	1	2:22.184	38.886	1:06.643	36.655	177.3	34:52.141
14	1	2:19.655	38.686	1:04.551	36.418	180.5	37:11.796
15	1	2:17.831	38.506	1:03.581	35.744	182.9	39:29.627
16	1	2:18.476	38.791	1:03.882	35.803	182.1	41:48.103

16 — 1.Steve TANDY — LOLA B12/60 — G3/P1

Lap	D	Time	Sector 1	Sector 2	Sector 3	Kph	Elapsed
1	1	3:36.559	1:02.040	1:38.271	56.248	114.4	3:36.559
2	1	3:36.161	59.422	1:43.528	53.211	116.6	7:12.720
3	1	2:23.503	41.350	1:06.095	36.058	175.7	9:36.223
4	1	2:18.844	39.606	1:03.512	35.726	181.6	11:55.067
5	1	2:16.950	39.135	1:02.088	35.727	184.1	14:12.017
6	1	2:15.993	39.017	1:02.173	34.803	185.4	16:28.010
7	1	2:19.331	38.933	1:04.129	36.269	181.0	18:47.341
8	1	2:24.724 B	38.855	1:02.490	43.379	174.2	21:12.065
9	1	3:38.757	1:58.168	1:02.600	37.989	115.3	24:50.822
10	1	2:18.646	40.123	1:02.940	35.583	181.9	27:09.468
11	1	2:19.799	39.405	1:04.693	35.701	180.4	29:29.267
12	1	2:18.700	39.459	1:04.063	35.178	181.8	31:47.967
13	1	2:17.293	38.751	1:03.915	34.627	183.7	34:05.260
14	1	2:17.903	38.805	1:02.878	36.220	182.8	36:23.163
15	1	2:23.496	41.360	1:03.113	39.023	175.7	38:46.659
16	1	2:22.362	39.333	1:04.823	38.206	177.1	41:09.021

19 — 1.Simon WATTS, 2.Roberto GIORDANELLI — LOLA B2K/40 — G2/P2

Lap	D	Time	Sector 1	Sector 2	Sector 3	Kph	Elapsed
1	1	3:46.499	1:15.319	1:33.364	57.816	109.4	3:46.499
2	1	3:38.272	1:03.291	1:37.576	57.405	115.5	7:24.771
3	1	3:25.889 B	50.264	1:29.586	1:06.039	122.5	10:50.660
4	1	24:12.544 B	...	1:30.848	1:11.861	17.4	35:03.204

20 — 1.James DAVISON, 2.Pierre BRUNEAU — PILBEAM MP91 — G2/P2

Lap	D	Time	Sector 1	Sector 2	Sector 3	Kph	Elapsed
1	1	3:42.346	1:10.931	1:34.947	56.468	111.4	3:42.346
2	1	3:38.172	1:02.730	1:39.739	55.703	115.6	7:20.518
3	1	2:34.859	45.657	1:09.721	39.481	162.8	9:55.377
4	1	2:32.319	44.480	1:09.116	38.723	165.5	12:27.696
5	1	2:28.811	43.143	1:07.707	37.961	169.4	14:56.507
6	1	2:31.472	43.208	1:09.613	38.651	166.5	17:27.979
7	1	2:28.707	43.409	1:07.483	37.815	169.6	19:56.686
8	1	2:41.835 B	43.008	1:08.594	50.233	155.8	22:38.521
9	1	4:32.991	2:28.420	1:20.037	44.534	92.4	27:11.512
10	1	2:52.586	47.298	1:22.333	42.955	146.1	30:04.098
11	1	2:52.151	46.319	1:22.614	43.218	146.5	32:56.249
12	1	2:49.307	46.199	1:19.099	44.009	148.9	35:45.556
13	1	2:48.547	46.608	1:17.881	44.058	149.6	38:34.103
14	1	2:53.491	47.279	1:20.468	45.744	145.3	41:27.594

22 — 1.Nicky PASTORELLI, 2.David HART — MASERATI MC12 — G2/GT1

Lap	D	Time	Sector 1	Sector 2	Sector 3	Kph	Elapsed
1	2	3:37.993	1:05.362	1:36.294	56.337	113.7	3:37.993
2	2	3:36.797	1:00.568	1:42.150	54.079	116.3	7:14.790
3	2	2:31.667	41.951	1:10.470	39.246	166.2	9:46.457
4	2	2:29.132	41.435	1:09.372	38.325	169.1	12:15.589
5	2	2:28.324	41.315	1:08.674	38.335	170.0	14:43.913
6	2	2:28.209	41.212	1:08.847	38.150	170.1	17:12.122
7	2	2:35.072 B	41.345	1:08.648	45.079	162.6	19:47.194
8	2	4:36.856	2:48.266	1:09.702	38.888	91.1	24:24.050
9	2	2:26.336	41.482	1:06.830	38.024	172.3	26:50.386
10	2	2:26.783	41.445	1:07.757	37.581	171.8	29:17.169
11	2	2:23.175	40.892	1:05.769	36.514	176.1	31:40.344
12	2	2:23.160	40.503	1:05.735	36.922	176.1	34:03.504
13	2	2:24.238	40.524	1:06.948	36.766	174.8	36:27.742
14	2	2:22.890	40.294	1:06.137	36.459	176.5	38:50.632
15	2	2:23.839	40.342	1:06.876	36.621	175.3	41:14.471

24 — 1.Michael FURNESS — COURAGE LC75 — G3/P2

Lap	D	Time	Sector 1	Sector 2	Sector 3	Kph	Elapsed
1	1	3:49.556	1:18.128	1:33.225	58.203	107.9	3:49.556
2	1	3:36.552	1:02.468	1:37.125	56.959	116.4	7:26.108
3	1	2:36.191	44.499	1:11.414	40.278	161.4	10:02.299
4	1	2:33.701	43.220	1:10.281	40.200	164.0	12:36.000
5	1	2:34.874	42.596	1:11.461	40.817	162.8	15:10.874
6	1	2:38.965	43.873	1:13.738	41.354	158.6	17:49.839
7	1	2:35.830	42.928	1:11.405	41.497	161.8	20:25.669
8	1	2:57.902 B	44.827	1:16.254	56.821	141.7	23:23.571
9	1	4:08.240	2:13.839	1:13.597	40.804	101.6	27:31.811
10	1	2:39.767	43.342	1:13.764	42.661	157.8	30:11.578
11	1	2:42.035	44.228	1:16.257	41.550	155.6	32:53.613
12	1	2:47.163	44.860	1:17.548	44.755	150.8	35:40.776

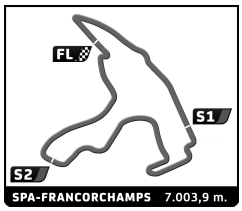

Aston Martin Masters Endurance Legends

SPA SIX HOURS

Race 1

Analysis

Personal Best | Session Best | B Crossing the finish line in pit lane

25 — 1.Michael NEWTON — MG Lola EX257 — G2/P2

Lap	D	Time	Sector 1	Sector 2	Sector 3	Kph	Elapsed
13	1	3:11.076 B	47.009	1:21.084	1:02.983	132.0	38:51.852
1	1	3:41.608	1:11.733	1:33.413	56.462	111.8	3:41.608
2	1	3:38.586	1:02.778	1:39.957	55.851	115.4	7:20.194
3	1	2:32.896	42.469	1:11.219	39.208	164.9	9:53.090
4	1	2:32.281	42.122	1:11.577	38.582	165.6	12:25.371
5	1	2:28.953	41.252	1:09.743	37.958	169.3	14:54.324
6	1	4:41.436 B	42.120	2:53.679	1:05.637	89.6	19:35.760

45 — 1.Keith FRIESER — ORECA 03 LMP2 — G3/P2

Lap	D	Time	Sector 1	Sector 2	Sector 3	Kph	Elapsed
1	1	3:39.335	1:06.994	1:35.471	56.870	113.0	3:39.335
2	1	3:36.553	1:00.301	1:41.937	54.315	116.4	7:15.888
3	1	2:31.296	43.350	1:08.837	39.109	166.7	9:47.184
4	1	2:29.592	43.132	1:07.666	38.794	168.6	12:16.776
5	1	2:28.748	42.274	1:07.511	38.963	169.5	14:45.524
6	1	2:27.827	42.005	1:07.182	38.640	170.6	17:13.351
7	1	2:28.076	42.144	1:07.474	38.458	170.3	19:41.427
8	1	2:42.378 B	42.796	1:08.798	50.784	155.3	22:23.805
9	1	3:53.399	2:06.671	1:07.630	39.098	108.0	26:17.204
10	1	2:34.004	42.076	1:07.372	44.556	163.7	28:51.208
11	1	2:31.499	42.562	1:09.632	39.305	166.4	31:22.707
12	1	2:28.726	42.327	1:07.971	38.428	169.5	33:51.433
13	1	2:31.384	42.138	1:08.447	40.799	166.6	36:22.817
14	1	2:31.844	43.077	1:09.275	39.492	166.1	38:54.661
15	1	2:33.055	42.434	1:09.394	41.227	164.7	41:27.716

62 — 1.Peter VAN HOEPEN — FERRARI F430 GT2 — G3/GT2

Lap	D	Time	Sector 1	Sector 2	Sector 3	Kph	Elapsed
1	1	3:48.460	1:16.855	1:33.653	57.952	108.4	3:48.460
2	1	3:36.937	1:02.907	1:36.900	57.130	116.2	7:25.397
3	1	2:55.864	49.425	1:20.705	45.734	143.4	10:21.261
4	1	2:54.392	48.561	1:21.102	44.729	144.6	13:15.653
5	1	2:50.950	47.488	1:20.035	43.427	147.5	16:06.603
6	1	2:57.143	47.217	1:23.067	46.859	142.3	19:03.746
7	1	2:56.911	49.611	1:21.929	45.371	142.5	22:00.657
8	1	3:05.692 B	48.533	1:19.457	57.702	135.8	25:06.349
9	1	4:24.694	2:21.377	1:19.747	43.570	95.3	29:31.043
10	1	2:48.440	47.008	1:18.192	43.240	149.7	32:19.483
11	1	2:46.914	46.688	1:17.033	43.193	151.1	35:06.397
12	1	2:47.916	47.962	1:17.037	42.917	150.2	37:54.313
13	1	2:49.980	47.429	1:17.964	44.587	148.3	40:44.293
14	1	2:50.468	46.750	1:18.337	45.381	147.9	43:34.761

66 — 1.Christian GLAESEL — MCLAREN MP4-12C — Invitation

Lap	D	Time	Sector 1	Sector 2	Sector 3	Kph	Elapsed
1	1	3:43.254	1:12.975	1:33.509	56.770	111.0	3:43.254
2	1	3:38.368	1:04.155	1:38.027	56.186	115.5	7:21.622
3	1	2:34.655	42.890	1:12.717	39.048	163.0	9:56.277
4	1	2:30.892	41.883	1:10.541	38.468	167.1	12:27.169
5	1	2:29.073	41.190	1:09.766	38.117	169.1	14:56.242
6	1	2:31.072	41.181	1:11.704	38.187	166.9	17:27.314
7	1	2:28.894	41.215	1:09.742	37.937	169.3	19:56.208
8	1	2:36.665 B	41.029	1:09.393	46.243	160.9	22:32.873
9	1	3:50.379	2:02.458	1:10.270	37.651	109.4	26:23.252
10	1	2:28.877	40.720	1:09.970	38.187	169.4	28:52.129
11	1	2:28.882	40.940	1:09.954	37.988	169.4	31:21.011
12	1	2:27.868	40.818	1:09.281	37.769	170.5	33:48.879
13	1	2:27.516	40.726	1:09.218	37.572	170.9	36:16.395
14	1	2:30.971	40.956	1:09.231	40.784	167.0	38:47.366
15	1	2:30.889	42.831	1:10.320	37.738	167.1	41:18.255

77 — 1.David METHLEY — CHEVROLET Corvette — G2/GT2

Lap	D	Time	Sector 1	Sector 2	Sector 3	Kph	Elapsed
1	1	3:53.411	1:23.800	1:30.589	59.022	106.1	3:53.411
2	1	3:35.812	1:01.895	1:36.133	57.784	116.8	7:29.223
3	1	2:47.669	47.161	1:18.231	42.277	150.4	10:16.892
4	1	2:52.230	46.452	1:20.948	44.830	146.4	13:09.122
5	1	2:50.998	47.129	1:19.732	44.137	147.5	16:00.120
6	1	2:52.178	48.125	1:21.142	42.911	146.4	18:52.298
7	1	2:57.639	48.310	1:21.804	47.525	141.9	21:49.937
8	1	3:08.907 B	48.220	1:19.817	1:00.870	133.5	24:58.844
9	1	4:19.906	2:15.955	1:19.797	44.154	97.0	29:18.750
10	1	2:51.422	45.655	1:20.228	45.539	147.1	32:10.172
11	1	2:49.008	46.275	1:19.237	43.496	149.2	34:59.180
12	1	2:53.301	47.138	1:17.456	48.707	145.5	37:52.481
13	1	3:07.113	47.839	1:18.904	1:00.370	134.8	40:59.594
14	1	2:57.720	50.654	1:19.318	47.748	141.9	43:57.314

79 — 1.Albert-F BLOEM — ASTON MARTIN Vantage GT2 — G3/GT2

Lap	D	Time	Sector 1	Sector 2	Sector 3	Kph	Elapsed
1	1	3:52.454	1:22.117	1:30.893	59.444	106.6	3:52.454
2	1	3:36.335	1:01.331	1:36.205	58.799	116.6	7:28.789
3	1	2:59.506	49.537	1:23.080	46.889	140.5	10:28.295
4	1	2:58.127	48.711	1:23.412	46.004	141.6	13:26.422
5	1	2:59.215	48.287	1:24.024	46.904	140.7	16:25.637
6	1	2:57.943	49.017	1:22.678	46.248	141.7	19:23.580
7	1	3:08.543 B	47.632	1:23.523	57.388	133.7	22:32.123
8	1	4:24.843	2:15.531	1:23.347	45.965	95.2	26:56.966
9	1	2:56.704	47.798	1:22.891	46.015	142.7	29:53.670
10	1	2:55.470	47.563	1:21.834	46.073	143.7	32:49.140
11	1	3:00.287	49.231	1:24.669	46.387	139.9	35:49.427
12	1	2:54.044	47.941	1:20.872	45.231	144.9	38:43.471
13	1	2:55.426	48.053	1:22.306	45.067	143.7	41:38.897

90 — 1.Nikolaus DITTING, 2.Samuel HANCOCK — ASTON MARTIN DBR9 — G2/GT1

Lap	D	Time	Sector 1	Sector 2	Sector 3	Kph	Elapsed
1	1	3:40.818	1:10.002	1:33.925	56.891	112.2	3:40.818
2	1	3:36.552	1:00.964	1:41.082	54.506	116.4	7:17.370
3	1	2:31.634	42.726	1:09.618	39.290	166.3	9:49.004
4	1	2:30.851	42.234	1:09.769	38.848	167.1	12:19.855
5	1	2:31.243	42.009	1:10.738	38.496	166.7	14:51.098
6	1	2:30.951	42.143	1:10.131	38.677	167.0	17:22.049
7	1	2:31.180	42.165	1:10.396	38.619	166.8	19:53.229
8	1	2:44.546 B	42.706	1:12.098	49.742	153.2	22:37.775
9	1	4:06.706	2:20.541	1:09.095	37.070	102.2	26:44.481
10	1	2:25.804	41.352	1:07.368	37.084	172.9	29:10.285
11	1	2:23.465	40.770	1:06.375	36.320	175.8	31:33.750
12	1	2:23.055	40.619	1:05.840	36.596	176.3	33:56.805
13	1	2:23.943	40.686	1:05.618	37.639	175.2	36:20.748
14	1	2:22.837	40.390	1:06.028	36.419	176.5	38:43.585
15	1	2:23.852	40.129	1:06.779	36.944	175.3	41:07.437

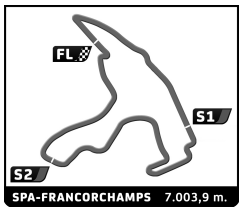

Aston Martin Masters Endurance Legends

SPA SIX HOURS

Race 1

Analysis

Personal Best Session Best **B** Crossing the finish line in pit lane

222 1.Marcus GRAF VON OEYN — AUDI R8 GT3 LMS Ultra Invitation

Lap	D	Time	Sector 1	Sector 2	Sector 3	Kph	Elapsed
16	1	2:24.464	40.849	1:06.005	37.610	174.5	43:31.901
1	1	3:44.367	1:11.830	1:35.564	56.973	110.4	3:44.367
2	1	3:38.079	1:04.403	1:37.442	56.234	115.6	7:22.446
3	1	2:36.031	44.399	1:12.171	39.461	161.6	9:58.477
4	1	2:32.664	43.195	1:10.452	39.017	165.2	12:31.141
5	1	2:33.098	43.124	1:10.192	39.782	164.7	15:04.239
6	1	2:41.789 **B**	43.306	1:10.966	47.517	155.8	17:46.028
7	1	3:56.923	2:05.866	1:11.074	39.983	106.4	21:42.951
8	1	2:33.340	43.813	1:10.050	39.477	164.4	24:16.291
9	1	2:32.554	43.533	1:10.109	38.912	165.3	26:48.845
10	1	2:32.393	43.296	1:09.929	39.168	165.5	29:21.238
11	1	2:32.425	43.325	1:09.951	39.149	165.4	31:53.663
12	1	2:32.224	43.233	1:09.469	39.522	165.6	34:25.887
13	1	2:31.386	43.039	1:09.242	39.105	166.6	36:57.273
14	1	2:30.580	42.831	1:08.907	38.842	167.4	39:27.853
15	1	2:30.422	42.964	1:08.677	38.781	167.6	41:58.275