GRAF VON FABER-CASTELL

MOTOR RACING LEGENDS

GRID 9
Pre-War Sports Cars

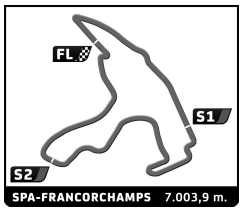

Pre-War Sports Cars [MRL]
SPA SIX HOURS
Race
Analysis

Personal Best | Session Best | **B** Crossing the finish line in pit lane

2 — 1.Martin OVERINGTON — BENTLEY 4.5 Blower — PW3

Lap	D	Time	Sector 1	Sector 2	Sector 3	Kph	Elapsed
1	1	4:03.862	1:18.091	1:43.665	1:02.106	101.6	4:03.862
2	1	3:55.283	1:06.390	1:44.092	1:04.801	107.2	7:59.145
3	1	4:14.119	1:11.298	1:55.412	1:07.409	99.2	12:13.264
4	1	4:23.305 B	1:10.671	1:56.903	1:15.731	95.8	16:36.569
5	1	4:44.714	1:39.805	1:56.658	1:08.251	88.6	21:21.283
6	1	4:13.454	1:10.964	1:55.338	1:07.152	99.5	25:34.737
7	1	4:14.275	1:10.519	1:55.645	1:08.111	99.2	29:49.012
8	1	4:14.469	1:10.473	1:55.167	1:08.829	99.1	34:03.481
9	1	4:09.064	1:10.067	1:53.078	1:05.919	101.2	38:12.545
10	1	4:08.849	1:09.880	1:53.653	1:05.316	101.3	42:21.394

4 — 1.Clive MORLEY, 2.Duncan WILTSHIRE — BENTLEY 3/4« — PW3

Lap	D	Time	Sector 1	Sector 2	Sector 3	Kph	Elapsed
1	1	3:37.932	1:05.932	1:35.339	56.661	113.7	3:37.932
2	1	3:40.525	1:03.184	1:37.350	59.991	114.3	7:18.457
3	1	3:59.359	1:06.648	1:48.949	1:03.762	105.3	11:17.816
4	1	4:04.262	1:09.826	1:50.880	1:03.556	103.2	15:22.078
5	1	4:03.261	1:10.285	1:50.387	1:02.589	103.7	19:25.339
6	1	4:14.798 B	1:08.100	1:49.903	1:16.795	99.0	23:40.137
7	1	4:48.163	1:42.015	1:56.626	1:09.522	87.5	28:28.300
8	1	4:13.068	1:13.175	1:55.528	1:04.365	99.6	32:41.368
9	1	4:08.752	1:10.148	1:53.925	1:04.679	101.4	36:50.120
10	1	4:07.147	1:11.316	1:51.848	1:03.983	102.0	40:57.267
11	1	4:05.818	1:10.280	1:51.636	1:03.902	102.6	45:03.085

5 — 1.Edward BRADLEY — ASTON MARTIN Ulster — PW4

Lap	D	Time	Sector 1	Sector 2	Sector 3	Kph	Elapsed
1	1	4:12.875	1:23.762	1:44.725	1:04.388	98.0	4:12.875
2	1	4:06.556	1:12.155	1:48.602	1:05.799	102.3	8:19.431
3	1	4:13.569	1:12.910	1:53.418	1:07.241	99.4	12:33.000
4	1	4:17.799	1:14.234	1:54.330	1:09.235	97.8	16:50.799
5	1	4:18.934	1:14.729	1:55.315	1:08.890	97.4	21:09.733
6	1	4:29.910 B	1:15.451			93.4	25:39.643
7	1	6:00.915	1:48.396			69.9	31:40.558
8	1	4:23.098				95.8	36:03.656
9	1	4:21.105				96.6	40:24.761
10	1	4:23.633				95.6	44:48.394

7 — 1.Heinz STAMM — ASTON MARTIN 2 Litre Speed — PW5

Lap	D	Time	Sector 1	Sector 2	Sector 3	Kph	Elapsed
1	1	3:48.926	1:11.522	1:38.015	59.389	108.2	3:48.926
2	1	3:51.087	1:08.894	1:39.824	1:02.369	109.1	7:40.013
3	1	4:06.642	1:11.702	1:50.300	1:04.640	102.2	11:46.655
4	1	4:16.224	1:13.844	1:57.947	1:04.433	98.4	16:02.879
5	1	4:09.055	1:10.544	1:52.447	1:06.064	101.2	20:11.934
6	1	4:10.264	1:11.801	1:52.767	1:05.696	100.8	24:22.198
7	1	4:49.450	1:54.893	1:50.296	1:04.261	87.1	29:11.648
8	1	4:04.785	1:10.912	1:50.291	1:03.582	103.0	33:16.433
9	1	4:04.487	1:09.993	1:50.720	1:03.774	103.1	37:20.920
10	1	4:06.292	1:13.375	1:48.478	1:04.439	102.4	41:27.212

9 — 1.Richard HUDSON, 2.Stuart MORLEY — BENTLEY 3/4« — PW3

Lap	D	Time	Sector 1	Sector 2	Sector 3	Kph	Elapsed
1	1	3:41.525	1:06.254	1:37.445	57.826	111.8	3:41.525
2	1	3:43.163	1:05.618	1:37.811	59.734	113.0	7:24.688
3	1	4:19.246	1:16.729	1:53.924	1:08.593	97.3	11:43.934
4	1	4:29.375 B	1:15.431	1:57.373	1:16.571	93.6	16:13.309
5	1	4:30.415	1:40.109	1:48.502	1:01.804	93.2	20:43.724
6	1	4:00.722	1:08.646	1:50.962	1:01.114	104.7	24:44.446
7	1	3:55.787	1:07.941	1:46.910	1:00.936	106.9	28:40.233
8	1	3:55.703	1:08.964	1:46.026	1:00.713	107.0	32:35.936
9	1	3:51.273	1:07.125	1:44.765	59.383	109.0	36:27.209
10	1	3:52.955	1:06.551	1:44.052	1:02.352	108.2	40:20.164
11	1	3:50.366	1:05.808	1:43.613	1:00.945	109.5	44:10.530

10 — 1.Vivian BUSH, 2.Robert WELCH — BENTLEY 3 litre — PW2

Lap	D	Time	Sector 1	Sector 2	Sector 3	Kph	Elapsed
1	1	5:03.707	1:46.580	1:59.584	1:17.543	81.6	5:03.707
2	1	4:51.184	1:29.287	2:02.897	1:19.000	86.6	9:54.891
3	1	5:02.526	1:31.701	2:09.395	1:21.430	83.3	14:57.417
4	1	5:14.294 B	1:32.520	2:11.612	1:30.162	80.2	20:11.711
5	1	5:17.316	2:02.008	2:01.358	1:13.950	79.5	25:29.027
6	1	4:35.905	1:24.334	1:58.037	1:13.534	91.4	30:04.932
7	1	4:38.197	1:26.061	1:58.163	1:13.973	90.6	34:43.129
8	1	4:32.641	1:24.039	1:54.619	1:13.983	92.5	39:15.770
9	1	4:34.015	1:24.186	1:56.298	1:13.531	92.0	43:49.785

11 — 1.Frederic WAKEMAN, 2.Patrick BLAKENEY-EDWAR — FRAZER NASH Super Sports — PW1

Lap	D	Time	Sector 1	Sector 2	Sector 3	Kph	Elapsed
1	1	3:29.866	1:03.568	1:31.478	54.820	118.1	3:29.866
2	1	3:33.640	1:03.676	1:34.662	55.302	118.0	7:03.506
3	1	3:48.691	1:04.502	1:44.250	59.939	110.3	10:52.197
4	1	3:58.087	1:09.258	1:48.443	1:00.386	105.9	14:50.284
5	1	3:55.712	1:08.272	1:47.386	1:00.054	107.0	18:45.996
6	1	4:06.117 B	1:07.715	1:47.777	1:10.625	102.4	22:52.113
7	1	4:20.713	1:34.712	1:45.715	1:00.286	96.7	27:12.826
8	1	3:50.935	1:05.318	1:45.627	59.990	109.2	31:03.761
9	1	3:48.048	1:05.572	1:43.777	58.699	110.6	34:51.809
10	1	3:50.023	1:06.623	1:43.071	1:00.329	109.6	38:41.832
11	1	3:54.693	1:05.755	1:44.132	1:04.806	107.4	42:36.525

16 — 1.John MACKINNON — BENTLEY 3 litre Tourer — PW2

Lap	D	Time	Sector 1	Sector 2	Sector 3	Kph	Elapsed
1	1	4:04.573	1:20.843	1:40.275	1:03.455	101.3	4:04.573
2	1	3:55.946	1:11.287	1:40.632	1:04.027	106.9	8:00.519
3	1	4:09.104	1:13.514	1:50.040	1:05.550	101.2	12:09.623
4	1	4:16.721	1:16.581	1:53.311	1:06.829	98.2	16:26.344
5	1	4:23.288 B	1:16.298	1:51.054	1:15.936	95.8	20:49.632
6	1	4:48.521	1:50.639	1:52.248	1:05.634	87.4	25:38.153
7	1	4:11.504	1:15.428	1:49.806	1:06.270	100.3	29:49.657
8	1	4:14.141	1:13.312	1:51.501	1:09.328	99.2	34:03.798
9	1	4:09.130	1:14.251	1:49.133	1:05.746	101.2	38:12.928
10	1	4:09.000	1:13.294	1:49.972	1:05.734	101.3	42:21.928

17 — 1.Smith FREDDIE — DELAHAYE 135CS — PW7

Lap	D	Time	Sector 1	Sector 2	Sector 3	Kph	Elapsed
1	1	4:21.186	1:28.823	1:48.646	1:03.717	94.9	4:21.186
2	1	4:18.504	1:13.720	1:54.499	1:10.285	97.5	8:39.690
3	1	4:34.688	1:20.062	2:03.303	1:11.323	91.8	13:14.378
4	1	4:51.424 B	1:18.207	2:06.757	1:26.460	86.5	18:05.802
5	1	5:20.288	1:58.268	2:08.963	1:13.057	78.7	23:26.090

SPA SIX HOURS FRANCORCHAMPS
SEPTEMBER 25, 26, 27, 28, 29 • 2019

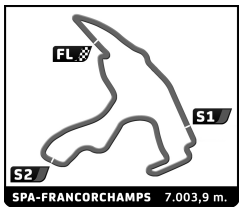

Pre-War Sports Cars [MRL]
SPA SIX HOURS
Race
Analysis

Personal Best | Session Best | B Crossing the finish line in pit lane

Lap	D	Time	Sector 1	Sector 2	Sector 3	Kph	Elapsed
6	1	4:38.583	1:21.056	2:06.700	1:10.827	90.5	28:04.673
7	1	4:34.389	1:18.328	2:04.901	1:11.160	91.9	32:39.062
8	1	4:37.177	1:21.394	2:06.676	1:09.107	91.0	37:16.239
9	1	4:42.760	1:20.668	2:08.531	1:13.561	89.2	41:58.999

18 1.Guy NORTHAM — BENTLEY 4« PW3

Lap	D	Time	Sector 1	Sector 2	Sector 3	Kph	Elapsed
1	1	4:43.094	1:38.439	1:54.664	1:09.991	87.5	4:43.094
2	1	4:32.525	1:20.419	2:00.538	1:11.568	92.5	9:15.619
3	1	4:44.670	1:22.791	2:07.844	1:14.035	88.6	14:00.289
4	1	4:45.568	1:22.411	2:07.705	1:15.452	88.3	18:45.857
5	1	5:03.738 B	1:23.255	2:11.244	1:29.239	83.0	23:49.595
6	1	5:22.252	1:59.176	2:08.089	1:14.987	78.2	29:11.847
7	1	4:49.596	1:22.770	2:10.075	1:16.751	87.1	34:01.443
8	1	4:46.413	1:23.271	2:08.563	1:14.579	88.0	38:47.856
9	1	4:44.828	1:23.100	2:08.547	1:13.181	88.5	43:32.684

20 1.Michael BIRCH — TALBOT AV105 Brooklands JJ93 PW7

Lap	D	Time	Sector 1	Sector 2	Sector 3	Kph	Elapsed
1	1	3:32.127	1:05.637	1:33.147	53.343	116.8	3:32.127
2	1	3:29.365	1:00.775	1:33.717	54.873	120.4	7:01.492
3	1	3:50.696	1:02.856	1:45.867	1:01.973	109.3	10:52.188
4	1	4:00.271	1:07.481	1:50.733	1:02.057	104.9	14:52.459
5	1	3:58.495	1:05.787	1:50.619	1:02.089	105.7	18:50.954
6	1	4:08.475 B	1:08.793	1:50.858	1:08.824	101.5	22:59.429
7	1	4:25.386	1:31.547	1:51.016	1:02.823	95.0	27:24.815
8	1	3:56.982	1:06.699	1:49.127	1:01.156	106.4	31:21.797
9	1	3:53.257	1:05.302	1:47.382	1:00.573	108.1	35:15.054
10	1	4:04.813	1:15.243	1:48.514	1:01.056	103.0	39:19.867
11	1	3:55.608	1:05.119	1:49.004	1:01.485	107.0	43:15.475

21 1.Alan MIDDLETON — ASTON MARTIN Speed 'Red Dragon' PW5

Lap	D	Time	Sector 1	Sector 2	Sector 3	Kph	Elapsed
1	1	3:56.105	1:13.349	1:43.475	59.281	104.9	3:56.105
2	1	3:50.506	1:05.350	1:43.811	1:01.345	109.4	7:46.611
3	1	4:04.995	1:09.343	1:51.681	1:03.971	102.9	11:51.606
4	1	4:15.266	1:12.328	1:55.068	1:07.870	98.8	16:06.872
5	1	4:07.695	1:10.025	1:53.077	1:04.593	101.8	20:14.567
6	1	4:19.145 B	1:10.479	1:54.335	1:14.331	97.3	24:33.712
7	1	4:39.274	1:40.819	1:52.523	1:05.932	90.3	29:12.986
8	1	4:04.078	1:10.261	1:50.683	1:03.134	103.3	33:17.064
9	1	4:02.055	1:08.661	1:50.540	1:02.854	104.2	37:19.119
10	1	4:00.515	1:09.825	1:49.618	1:01.072	104.8	41:19.634
11	1	3:58.819	1:08.577	1:48.278	1:01.964	105.6	45:18.453

24 1.Charles MAEERS 2.Charles B MAEERS — GN Parker Special PW SP

Lap	D	Time	Sector 1	Sector 2	Sector 3	Kph	Elapsed
1	1	3:20.383	1:00.376	1:28.052	51.955	123.6	3:20.383
2	1	3:21.399	58.606	1:28.796	53.997	125.2	6:41.782
3	1	3:41.938	1:01.469	1:42.639	57.830	113.6	10:23.720
4	1	3:51.788	1:05.926	1:47.001	58.861	108.8	14:15.508
5	1	3:59.503 B	1:03.471	1:46.469	1:09.563	105.3	18:15.011
6	1	5:33.715 B	1:49.977	1:54.633	1:49.105	75.6	23:48.726
7	1	7:02.157 B	3:17.021	2:05.227	1:39.909	59.7	30:50.883

25 1.Robin TULUIE — MENASCO Pirate PW SP

Lap	D	Time	Sector 1	Sector 2	Sector 3	Kph	Elapsed
1	1	3:15.065	54.744	1:30.071	50.250	127.0	3:15.065
2	1	3:24.339	57.260	1:34.831	52.248	123.4	6:39.404
3	1	3:41.530	59.908	1:43.509	58.113	113.8	10:20.934
4	1	3:50.051	1:01.899	1:49.588	58.564	109.6	14:10.985
5	1	3:49.832	1:02.341	1:48.215	59.276	109.7	18:00.817
6	1	4:03.243 B	1:03.939	1:52.609	1:06.695	103.7	22:04.060
7	1	4:18.254	1:29.770	1:48.453	1:00.031	97.6	26:22.314
8	1	3:45.355	1:01.300	1:46.462	57.593	111.9	30:07.669
9	1	3:47.783	1:01.858	1:48.140	57.785	110.7	33:55.452
10	1	3:45.356	1:01.604	1:46.418	57.334	111.9	37:40.808
11	1	3:40.305	59.169	1:44.959	56.177	114.5	41:21.113

29 1.Richard ILIFFE — RILEY Kestrel Sports PW SP

Lap	D	Time	Sector 1	Sector 2	Sector 3	Kph	Elapsed
1	1	3:55.216	1:13.042	1:43.342	58.832	105.3	3:55.216
2	1	3:49.177	1:05.764	1:43.435	59.978	110.0	7:44.393
3	1	4:03.777	1:08.238	1:51.883	1:03.656	103.4	11:48.170
4	1	4:13.445	1:11.669	1:57.742	1:04.034	99.5	16:01.615
5	1	4:08.575	1:09.412	1:54.063	1:05.100	101.4	20:10.190
6	1	4:09.535	1:11.621	1:54.122	1:03.792	101.0	24:19.725
7	1	4:17.054 B	1:09.919	1:51.672	1:15.463	98.1	28:36.779
8	1	4:38.113	1:42.238	1:51.594	1:04.281	90.7	33:14.892
9	1	4:01.969	1:09.381	1:50.384	1:02.204	104.2	37:16.861
10	1	4:03.285	1:09.103	1:50.744	1:03.438	103.6	41:20.146
11	1	4:00.187	1:09.105	1:48.583	1:02.499	105.0	45:20.333

31 1.Trevor SWETE — INVICTA S-type PW7

Lap	D	Time	Sector 1	Sector 2	Sector 3	Kph	Elapsed
1	1	4:05.037	1:19.928	1:42.705	1:02.404	101.1	4:05.037
2	1	3:56.967	1:08.172	1:42.631	1:06.164	106.4	8:02.004
3	1	4:22.765	1:14.670	1:59.007	1:09.088	96.0	12:24.769
4	1	4:39.010 B	1:15.113	2:01.454	1:22.443	90.4	17:03.779
5	1	5:00.688	1:50.567	2:00.969	1:09.152	83.9	22:04.467
6	1	4:23.128	1:13.490	1:59.757	1:09.881	95.8	26:27.595
7	1	4:24.199	1:12.612	2:01.801	1:09.786	95.4	30:51.794
8	1	4:20.880	1:14.244	1:59.552	1:07.084	96.7	35:12.674
9	1	4:20.107	1:14.391	1:58.260	1:07.456	96.9	39:32.781
10	1	4:20.841	1:16.632	1:56.957	1:07.252	96.7	43:53.622

34 1.William ELBOURN (SNR) 2.William-Allen ELBOURN — BENTLEY 3/4« PW3

Lap	D	Time	Sector 1	Sector 2	Sector 3	Kph	Elapsed
1	1	4:29.062	1:30.186	1:51.590	1:07.286	92.1	4:29.062
2	1	4:17.554	1:15.079	1:52.614	1:09.861	97.9	8:46.616
3	1	4:36.267	1:19.063	2:04.165	1:13.039	91.3	13:22.883
4	1	4:31.523	1:18.510	2:00.942	1:12.071	92.9	17:54.406
5	1	4:38.909 B	1:17.621	1:57.418	1:23.870	90.4	22:33.315
6	1	4:58.280	1:51.383	1:58.410	1:08.487	84.5	27:31.595
7	1	4:18.800	1:16.202	1:55.268	1:07.330	97.4	31:50.395
8	1	4:35.957	1:15.460	1:55.304	1:25.193	91.4	36:26.352
9	1	4:25.937	1:20.512	1:56.327	1:09.098	94.8	40:52.289
10	1	4:23.309	1:17.631	1:54.854	1:10.824	95.8	45:15.598

35 1.Susan DARBYSHIRE 2.Ewan CAMERON — MORGANSuper Aero PW1

Lap	D	Time	Sector 1	Sector 2	Sector 3	Kph	Elapsed
1	2	3:29.539	1:01.630	1:33.139	54.770	118.2	3:29.539
2	2	3:33.828	1:02.908	1:35.521	55.399	117.9	7:03.367
3	2	3:42.075	1:02.048	1:41.613	58.414	113.5	10:45.442

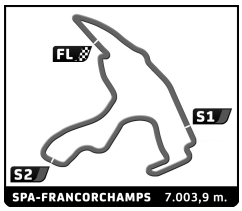

Pre-War Sports Cars [MRL]
SPA SIX HOURS
Race
Analysis

Personal Best | Session Best | B Crossing the finish line in pit lane

39
1.Oliver LLEWELLYN
2.Timothy LLEWELLYN
BENTLEY '3/8 PW SP

Lap	D	Time	Sector 1	Sector 2	Sector 3	Kph	Elapsed
4	2	3:57.525	1:07.382	1:48.597	1:01.546	106.2	14:42.967
5	2	3:57.197	1:06.371	1:48.809	1:02.017	106.3	18:40.164
6	2	4:05.892 B	1:06.409	1:48.620	1:10.863	102.5	22:46.056
7	2	4:19.857	1:37.192	1:43.980	58.685	97.0	27:05.913
8	2	3:47.046	1:04.420	1:44.302	58.324	111.1	30:52.959
9	2	3:46.819	1:04.838	1:43.325	58.656	111.2	34:39.778
10	2	3:45.906	1:04.400	1:42.954	58.552	111.6	38:25.684
11	2	3:48.600	1:05.051	1:44.740	58.809	110.3	42:14.284

47
1.Marian STOCH
2.Jan POTOCKI
ASTON MARTIN International PW4

Lap	D	Time	Sector 1	Sector 2	Sector 3	Kph	Elapsed
1	1	5:10.392	1:49.644	2:02.696	1:18.052	79.8	5:10.392
2	1	5:02.578	1:27.720	2:13.868	1:20.990	83.3	10:12.970
3	1	5:07.893	1:30.429	2:15.138	1:22.326	81.9	15:20.863
4	1	5:07.089	1:28.758	2:15.818	1:22.513	82.1	20:27.952
5	1	5:09.210 B	1:28.041	2:12.983	1:28.186	81.5	25:37.162
6	1	6:20.845	2:20.575	2:29.118	1:31.152	66.2	31:58.007
7	1	5:32.421	1:36.431	2:28.223	1:27.767	75.9	37:30.428
8	1	5:25.929	1:37.867	2:25.627	1:22.435	77.4	42:56.357

49
1.Susan SHOOSMITH
2.Gerard MC COSH
BENTLEY 3/4« PW3

Lap	D	Time	Sector 1	Sector 2	Sector 3	Kph	Elapsed
1	2	4:12.884	1:23.615	1:46.529	1:02.740	98.0	4:12.884
2	2	4:04.798	1:11.515	1:48.290	1:04.993	103.0	8:17.682
3	2	4:16.082	1:14.518	1:54.739	1:06.825	98.5	12:33.764
4	2	4:32.592 B	1:13.876	1:54.671	1:24.045	92.5	17:06.356
5	2	5:00.681	1:52.976	1:59.621	1:08.084	83.9	22:07.037
6	2	4:18.377	1:14.194	1:57.037	1:07.146	97.6	26:25.414
7	2	4:13.706	1:13.199	1:54.249	1:06.258	99.4	30:39.120
8	2	4:14.274	1:12.924	1:54.486	1:06.864	99.2	34:53.394
9	2	4:11.938	1:12.802	1:53.677	1:05.459	100.1	39:05.332
10	2	4:16.345	1:13.535	1:56.813	1:05.997	98.4	43:21.677

50
1.Graham GOODWIN
DELAHAYE 135CS PW7

Lap	D	Time	Sector 1	Sector 2	Sector 3	Kph	Elapsed
1	1	5:00.576 B	1:41.592	1:54.316	1:24.668	82.4	5:00.576

53
1.Alexander HEWITSON
2.Colin WOLSTENHOLME
RILEY 12/4 TT Sprite Rep PW SP

Lap	D	Time	Sector 1	Sector 2	Sector 3	Kph	Elapsed
1	1	3:46.005	1:08.501	1:39.116	58.388	109.6	3:46.005
2	1	3:47.999	1:05.102	1:43.296	59.601	110.6	7:34.004
3	1	4:04.767	1:08.132	1:53.499	1:03.136	103.0	11:38.771
4	1	4:04.857	1:10.192	1:49.729	1:04.936	103.0	15:43.628
5	1	4:18.479 B	1:11.121	1:53.780	1:13.578	97.5	20:02.107
6	1	4:54.075	1:53.514	1:54.009	1:06.552	85.7	24:56.182
7	1	4:14.538	1:14.286	1:54.103	1:06.149	99.1	29:10.720
8	1	4:12.061	1:12.636	1:54.503	1:04.922	100.0	33:22.781
9	1	4:17.616	1:11.375	1:58.162	1:08.079	97.9	37:40.397
10	1	4:12.911	1:13.051	1:54.000	1:05.860	99.7	41:53.308

55
1.Steven SMITH
2.Eddie WILLIAMS
FRAZER NASH TT Rep PW4

Lap	D	Time	Sector 1	Sector 2	Sector 3	Kph	Elapsed
1	2	3:41.668	1:10.868	1:34.379	56.421	111.8	3:41.668
2	2	3:34.960	1:04.137	1:33.505	57.318	117.3	7:16.628
3	2	4:01.317	1:10.983	1:47.215	1:03.119	104.5	11:17.945
4	2	4:04.141	1:13.029	1:48.586	1:02.526	103.3	15:22.086
5	2	4:00.500	1:10.096	1:47.895	1:02.509	104.8	19:22.586
6	2	4:15.979 B	1:10.243	1:48.050	1:17.686	98.5	23:38.565

58
1.Stephan RETTENMAIER
ALFA ROMEO8C 2300 LM PW6

Lap	D	Time	Sector 1	Sector 2	Sector 3	Kph	Elapsed
1	1	4:24.137	1:29.375	1:52.064	1:02.698	93.8	4:24.137
2	1	4:18.286	1:11.658	1:57.599	1:09.029	97.6	8:42.423
3	1	4:37.149	1:18.656	2:07.324	1:11.169	91.0	13:19.572
4	1	4:39.904	1:19.120	2:08.287	1:12.497	90.1	17:59.476
5	1	4:53.448 B	1:17.537	2:11.996	1:23.915	85.9	22:52.924
6	1	5:43.015	2:24.520	2:08.378	1:10.117	73.5	28:35.939
7	1	4:32.031	1:16.299	2:04.883	1:10.849	92.7	33:07.970
8	1	4:32.180	1:17.097	2:06.461	1:08.622	92.6	37:40.150
9	1	4:27.583	1:16.857	2:03.403	1:07.323	94.2	42:07.733

66
1.Gareth BURNETT
ALTA Sports PW5

Lap	D	Time	Sector 1	Sector 2	Sector 3	Kph	Elapsed
1	1	3:22.273	58.783	1:31.367	52.123	122.5	3:22.273
2	1	3:22.968	59.151	1:31.050	52.767	124.2	6:45.241
3	1	3:39.950	1:00.505	1:40.340	59.105	114.6	10:25.191
4	1	3:51.960	1:04.366	1:47.854	59.740	108.7	14:17.151
5	1	3:49.751	1:03.508	1:46.689	59.554	109.7	18:06.902
6	1	3:52.275	1:05.042	1:47.332	59.901	108.6	21:59.177
7	1	3:57.446 B	1:03.790	1:47.198	1:06.458	106.2	25:56.623
8	1	4:12.658	1:29.534	1:44.870	58.254	99.8	30:09.281
9	1	3:52.174	1:05.643	1:45.300	1:01.231	108.6	34:01.455
10	1	3:47.402	1:03.892	1:45.360	58.150	110.9	37:48.857
11	1	3:51.404	1:05.595	1:46.828	58.981	109.0	41:40.261

69
1.Andrew HALL
2.Michael GRANT-PETERKIN
FRAZER NASH Supersports PW1

Lap	D	Time	Sector 1	Sector 2	Sector 3	Kph	Elapsed
1	1	3:46.274	1:11.172	1:36.664	58.438	109.5	3:46.274
2	1	3:48.725	1:05.581	1:43.575	59.569	110.2	7:34.999

71
1.Till BECHTOLSHEIMER
TALBOT LAGO T150C PW7

Lap	D	Time	Sector 1	Sector 2	Sector 3	Kph	Elapsed
1	1	4:35.547	1:51.160	1:45.449	58.938	89.9	4:35.547
2	1	4:26.306	1:05.403	1:44.892	1:36.011	94.7	9:01.853
3	1	4:39.282 B	1:11.891	1:57.454	1:29.937	90.3	13:41.135

72
1.Angus FROST
2.James EDWARDS
MORGAN Super Aero PW1

Lap	D	Time	Sector 1	Sector 2	Sector 3	Kph	Elapsed
1	1	3:57.264	1:12.485	1:43.647	1:01.132	104.4	3:57.264
2	1	3:54.123	1:08.519	1:43.818	1:01.786	107.7	7:51.387
3	1	4:02.290	1:10.746	1:47.724	1:03.820	104.1	11:53.677

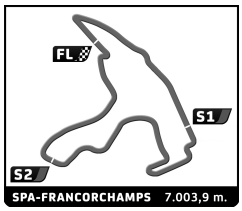

Pre-War Sports Cars [MRL]
SPA SIX HOURS
Race
Analysis

Personal Best | Session Best | **B** Crossing the finish line in pit lane

Lap	D	Time	Sector 1	Sector 2	Sector 3	Kph	Elapsed
4	1	4:10.396	1:11.386	1:53.106	1:05.904	100.7	16:04.073
5	1	4:16.599 **B**	1:10.452	1:51.773	1:14.374	98.3	20:20.672

77 1.Martin HALUSA — ALFA ROMEO8C 2300 Zagato Spyder — PW6

Lap	D	Time	Sector 1	Sector 2	Sector 3	Kph	Elapsed
1	1	3:44.875	1:07.297	1:40.079	57.499	110.2	3:44.875
2	1	3:45.643	1:04.643	1:41.632	59.368	111.7	7:30.518
3	1	3:59.643	1:07.174	1:50.444	1:02.025	105.2	11:30.161
4	1	4:02.516	1:08.270	1:51.503	1:02.743	104.0	15:32.677
5	1	4:08.231 **B**	1:06.918	1:50.967	1:10.346	101.6	19:40.908
6	1	4:41.991	1:37.336	2:02.629	1:02.026	89.4	24:22.899
7	1	4:00.758	1:07.671	1:51.269	1:01.818	104.7	28:23.657
8	1	3:59.016	1:07.614	1:50.382	1:01.020	105.5	32:22.673
9	1	3:57.712	1:07.720	1:48.085	1:01.907	106.1	36:20.385
10	1	3:58.402	1:06.538	1:49.591	1:02.273	105.8	40:18.787
11	1	3:56.242	1:07.437	1:48.243	1:00.562	106.7	44:15.029

90 1.Luc SLIJPEN — TALBOT A090 — PW2

Lap	D	Time	Sector 1	Sector 2	Sector 3	Kph	Elapsed
1	1	4:52.529	1:42.329	1:58.648	1:11.552	84.7	4:52.529
2	1	4:46.114	1:22.993	2:06.677	1:16.444	88.1	9:38.643
3	1	5:07.896 **B**	1:26.659	2:13.633	1:27.604	81.9	14:46.539
4	1	5:25.391	1:56.990	2:10.893	1:17.508	77.5	20:11.930
5	1	4:55.981	1:26.506	2:11.867	1:17.608	85.2	25:07.911
6	1	4:52.257	1:25.254	2:09.526	1:17.477	86.3	30:00.168
7	1	4:45.206	1:24.809	2:05.228	1:15.169	88.4	34:45.374
8	1	4:43.675	1:23.576	2:05.228	1:14.871	88.9	39:29.049
9	1	4:48.074	1:26.503	2:04.535	1:17.036	87.5	44:17.123