

# Belcar Historic Cup SPA SUMMER CLASSIC Race 1


**Amended**

## Sector Analysis

— Invalidated Lap    ■ Personal Best    ■ Session Best    ■ Crossing the pit lane

Lap	D	Time	Sector 1	Sector 2	Sector 3	Kph	Elapsed	Lap	D	Time	Sector 1	Sector 2	Sector 3	Kph	Elapsed			
<b>1</b>	1.Luc GEEBELEN							Porsche 911 1C	10	1	2:42.762	46.237	1:15.176	41.349	154.9	29:57.870		
		11	1	2:43.215	45.391	1:15.933	41.891	154.5	32:41.085									
		1	1	4:14.544	1:37.154	1:37.023	1:00.367	97.3	4:14.544									
		2	1	4:13.227	1:22.981	1:45.025	1:05.221	99.6	8:27.771									
		3	1	3:21.448	56.222	1:33.678	51.548	125.2	11:49.219									
		4	1	3:20.047	57.104	1:31.663	51.280	126.0	15:09.266									
		5	1	3:17.732	56.156	1:30.998	50.578	127.5	18:26.998									
		6	1	3:17.598	55.558	1:31.430	50.610	127.6	21:44.596									
		7	1	3:22.608	56.153	1:33.868	52.587	124.4	25:07.204									
		8	1	3:25.142	57.393	1:33.746	54.003	122.9	28:32.346									
		9	1	3:23.269	57.194	1:32.786	53.289	124.0	31:55.615									
10	1	3:39.040	57.633	1:32.715	1:08.692	115.1	35:34.655											
<b>15</b>	1.Eric DOUART							BMW E30 3D	10	1	2:42.762	46.237	1:15.176	41.349	154.9	29:57.870		
		11	1	2:43.215	45.391	1:15.933	41.891	154.5	32:41.085									
		1	1	3:37.927	55.728	1:35.253	1:06.946	113.7	3:37.927									
		2	1	4:21.042	1:27.869	1:50.633	1:02.540	96.6	7:58.969									
		3	1	2:57.605	49.725	1:23.154	44.726	142.0	10:56.574									
		4	1	2:54.561	49.918	1:19.917	44.726	144.4	13:51.135									
		5	1	2:55.245	50.012	1:20.503	44.730	143.9	16:46.380									
		6	1	2:53.646	49.831	1:19.241	44.574	145.2	19:40.026									
		7	1	2:53.299	49.593	1:19.453	44.253	145.5	22:33.325									
		8	1	2:52.775	49.456	1:19.310	44.009	145.9	25:26.100									
		9	1	2:52.950	49.486	1:19.196	44.268	145.8	28:19.050									
10	1	2:53.436	49.940	1:19.887	43.609	145.4	31:12.486											
11	1	2:52.935	49.580	1:19.157	44.198	145.8	34:05.421											
<b>20</b>	1.Bas VAN ELDEREN							Ford Escort 1600rs 1C	10	1	2:42.762	46.237	1:15.176	41.349	154.9	29:57.870		
		11	1	2:43.215	45.391	1:15.933	41.891	154.5	32:41.085									
		1	1	4:08.627	1:33.626	1:35.239	59.762	99.6	4:08.627									
		2	1	4:13.316	1:24.638	1:45.720	1:02.958	99.5	8:21.943									
		3	1	3:10.571	54.428	1:26.322	49.821	132.3	11:32.514									
		4	1	3:07.898	54.640	1:24.851	48.407	134.2	14:40.412									
		5	1	3:09.109	54.162	1:25.804	49.143	133.3	17:49.521									
		6	1	3:09.120	53.897	1:26.107	49.116	133.3	20:58.641									
		7	1	3:08.680	54.635	1:25.459	48.586	133.6	24:07.321									
		8	1	3:08.367	54.164	1:25.802	48.401	133.9	27:15.688									
		9	1	3:08.837	54.838	1:25.528	48.471	133.5	30:24.525									
10	1	3:08.009	54.431	1:25.202	48.376	134.1	33:32.534											
<b>21</b>	1.Eric DAMSEAUX							Austin Mini Cooper S 2A	10	1	2:42.762	46.237	1:15.176	41.349	154.9	29:57.870		
		11	1	2:43.215	45.391	1:15.933	41.891	154.5	32:41.085									
		1	1	4:15.983	1:38.154	1:38.357	59.472	96.8	4:15.983									
		2	1	4:12.147	1:23.006	1:44.817	1:04.324	100.0	8:28.130									
		3	1	3:16.113	56.611	1:28.542	50.960	128.6	11:44.243									
		4	1	3:16.558	57.378	1:28.082	51.098	128.3	15:00.801									
		5	1	3:16.862	57.258	1:28.435	51.169	128.1	18:17.663									
		6	1	3:18.471	57.898	1:29.387	51.186	127.0	21:36.134									
		7	1	3:16.986	58.013	1:27.778	51.195	128.0	24:53.120									
		8	1	3:18.109	57.848	1:28.480	51.781	127.3	28:11.229									
		9	1	3:16.377	57.228	1:28.423	50.726	128.4	31:27.606									
10	1	3:16.501	57.194	1:28.058	51.249	128.3	34:44.107											
<b>22</b>	1.Anthony VONK							BMW E24 2E	10	1	2:42.762	46.237	1:15.176	41.349	154.9	29:57.870		
		11	1	2:43.215	45.391	1:15.933	41.891	154.5	32:41.085									
		1	1	3:58.935	1:21.700	1:31.190	1:06.045	103.7	3:58.935									
		2	1	4:16.585	1:27.113	1:46.443	1:03.029	98.3	8:15.520									
		3	1	3:03.735	51.447	1:25.132	47.156	137.2	11:19.255									
		4	1	2:59.546	50.474	1:22.754	46.318	140.4	14:18.801									
		5	1	2:56.163	50.103	1:21.085	44.975	143.1	17:14.964									
		6	1	2:57.433	50.774	1:21.202	45.457	142.1	20:12.397									
		7	1	2:56.037	50.172	1:21.046	44.819	143.2	23:08.434									
		<b>2</b>	1.Luc MOORTGAT							Porsche 964 Cup 3E	10	1	2:42.762	46.237	1:15.176	41.349	154.9	29:57.870
				11	1	2:43.215	45.391	1:15.933	41.891	154.5	32:41.085							
1	1			3:31.591	54.102	1:31.336	1:06.153	117.1	3:31.591									
2	1			4:23.222	1:27.093	1:51.608	1:04.521	95.8	7:54.813									
3	1			2:50.856	49.758	1:17.968	43.130	147.6	10:45.669									
4	1			2:48.595	48.434	1:17.402	42.759	149.6	13:34.264									
5	1			2:47.071	48.305	1:16.202	42.564	150.9	16:21.335									
6	1			2:46.982	48.071	1:16.394	42.517	151.0	19:08.317									
7	1			2:47.371	48.226	1:16.696	42.449	150.6	21:55.688									
8	1			2:47.170	48.231	1:16.620	42.319	150.8	24:42.858									
9	1			2:45.957	48.097	1:15.543	42.317	151.9	27:28.815									
10	1	2:47.763	48.102	1:16.781	42.880	150.3	30:16.578											
11	1	2:46.829	48.743	1:15.636	42.450	151.1	33:03.407											
<b>4</b>	1.Guy FRANCOIS							Nissan Primera BTCC 4C	10	1	2:42.762	46.237	1:15.176	41.349	154.9	29:57.870		
		11	1	2:43.215	45.391	1:15.933	41.891	154.5	32:41.085									
		1	1	3:53.901	1:07.305	1:40.743	1:05.853	105.9	3:53.901									
		2	1	4:17.684	1:27.395	1:47.048	1:03.241	97.8	8:11.585									
		3	1	3:08.943	55.301	1:24.880	48.762	133.4	11:20.528									
		4	1	3:03.782	54.996	1:21.304	47.482	137.2	14:24.310									
		5	1	3:02.801	54.432	1:20.708	47.661	137.9	17:27.111									
		6	1	3:04.405	54.321	1:21.820	48.264	136.7	20:31.516									
		7	1	3:02.361	54.463	1:19.744	48.154	138.3	23:33.877									
		8	1	3:04.472	55.182	1:21.132	48.158	136.7	26:38.349									
		9	1	3:05.112	54.947	1:21.705	48.460	136.2	29:43.461									
10	1	3:06.187	55.013	1:22.457	48.717	135.4	32:49.648											
<b>8</b>	1.Lars ROLNER							Porsche 934 50	10	1	2:42.762	46.237	1:15.176	41.349	154.9	29:57.870		
		11	1	2:43.215	45.391	1:15.933	41.891	154.5	32:41.085									
		1	1	3:49.751	1:05.853	1:34.797	1:09.101	107.8	3:49.751									
		2	1	4:18.155	1:27.691	1:47.758	1:02.706	97.7	8:07.906									
		3	1	2:48.601	48.101	1:17.435	43.065	149.5	10:56.507									
		4	1	2:45.802	46.117	1:16.896	42.789	152.1	13:42.309									
		5	1	2:43.798	45.822	1:15.759	42.217	153.9	16:26.107									
		6	1	2:42.736	45.734	1:15.124	41.878	154.9	19:08.843									
		7	1	2:43.647	45.928	1:15.870	41.849	154.1	21:52.490									
		8	1	2:41.189	45.328	1:13.947	41.914	156.4	24:33.679									
		9	1	2:41.429	45.638	1:14.265	41.526	156.2	27:15.108									





# Belcar Historic Cup SPA SUMMER CLASSIC Race 1

**Amended**

## Sector Analysis

— Invalidated Lap    ■ Personal Best    ■ Session Best    ■ Crossing the pit lane

Lap	D	Time	Sector 1	Sector 2	Sector 3	Kph	Elapsed	Lap	D	Time	Sector 1	Sector 2	Sector 3	Kph	Elapsed
8	1	2:57.275	50.419	1:21.960	44.896	142.2	26:05.709	11	1	2:51.682	49.118	1:18.448	44.116	146.9	33:34.297
9	1	<b>2:55.823</b>	<b>49.419</b>	1:21.351	45.053	143.4	29:01.532								
10	1	2:57.052	49.656	1:21.049	46.347	142.4	31:58.584								
11	1	2:55.880	49.790	<b>1:20.828</b>	45.262	143.4	34:54.464								

23		1. Dominique HOLVOET		Toyota Celica 2B			
1	1	4:07.482	1:32.675	1:35.125	59.682	100.1	4:07.482
2	1	4:14.012	1:24.952	1:45.935	1:03.125	99.3	8:21.494
3	1	3:13.029	55.319	1:28.170	49.540	130.6	11:34.523
4	1	3:06.866	55.549	1:23.319	47.998	134.9	14:41.389
5	1	3:08.503	54.684	1:24.995	48.824	133.8	17:49.892
6	1	3:05.030	55.002	1:22.509	<b>47.519</b>	136.3	20:54.922
7	1	3:04.781	<b>53.992</b>	1:22.720	48.069	136.5	23:59.703
8	1	<b>3:04.177</b>	54.248	<b>1:22.015</b>	47.914	136.9	27:03.880
9	1	3:05.098	54.540	1:22.326	48.232	136.2	30:08.978
10	1	3:05.448	54.579	1:22.044	48.825	136.0	33:14.426

25		1. Michaël RAUSCH		BMW E21 335 2E			
1	1	3:56.108	1:18.961	1:31.708	1:05.439	104.9	3:56.108
2	1	4:17.793	1:27.826	1:46.237	1:03.730	97.8	8:13.901
3	1	2:58.480	52.155	1:20.792	45.533	141.3	11:12.381
4	1	2:56.680	51.783	<b>1:19.807</b>	<b>45.090</b>	142.7	14:09.061
5	1	<b>2:56.386</b>	<b>50.716</b>	1:20.132	45.538	142.9	17:05.447

26		1. Hervé DEGER		Ford Escort 1C			
1	1	4:06.011	1:31.413	1:34.589	1:00.009	100.7	4:06.011
2	1	4:14.009	1:25.620	1:45.703	1:02.686	99.3	8:20.020
3	1	3:06.013	52.430	1:26.481	47.102	135.6	11:26.033
4	1	3:01.981	51.754	1:23.532	46.695	138.6	14:28.014
5	1	2:59.033	51.060	1:21.989	45.984	140.8	17:27.047
6	1	2:59.945	51.923	1:21.336	46.686	140.1	20:26.992
7	1	<b>2:57.480</b>	50.960	<b>1:20.585</b>	45.935	142.1	23:24.472
8	1	2:59.228	52.117	1:21.045	46.066	140.7	26:23.700
9	1	2:58.806	52.155	1:20.715	45.936	141.0	29:22.506
10	1	2:58.438	51.628	1:21.017	<b>45.793</b>	141.3	32:20.944
11	1	2:59.566	<b>50.728</b>	1:21.194	47.644	140.4	35:20.510

30		1. Dirk VAN ROMPUY		BMW M3 3D			
1	1	3:34.482	54.547	1:33.872	1:06.063	115.5	3:34.482
2	1	4:22.361	1:28.067	1:50.739	1:03.555	96.1	7:56.843
3	1	2:50.970	49.025	1:18.183	43.762	147.5	10:47.813
4	1	2:50.797	48.770	1:18.359	43.668	147.6	13:38.610
5	1	2:50.825	48.528	1:18.491	43.806	147.6	16:29.435
6	1	<b>2:49.857</b>	48.560	<b>1:17.737</b>	<b>43.560</b>	148.4	19:19.292
7	1	2:50.863	<b>48.323</b>	1:18.329	44.211	147.6	22:10.155
8	1	2:50.815	48.480	1:18.423	43.912	147.6	25:00.970
9	1	2:51.355	48.696	1:18.415	44.244	147.1	27:52.325
10	1	2:50.290	48.465	1:18.023	43.802	148.1	30:42.615


31		1. Christophe VAN RIET		Ford Mustang V8 3E			
1	1	3:30.667	53.770	1:30.631	1:06.266	117.6	3:30.667
2	1	4:23.807	1:26.591	1:51.948	1:05.268	95.6	7:54.474
3	1	2:51.541	49.309	1:18.128	44.104	147.0	10:46.015
4	1	2:50.588	48.814	<b>1:17.952</b>	<b>43.822</b>	147.8	13:36.603
5	1	2:50.726	48.505	1:18.238	43.983	147.7	16:27.329
6	1	<b>2:50.473</b>	<b>48.319</b>	1:18.178	43.976	147.9	19:17.802
7	1	2:51.520	48.898	1:18.465	44.157	147.0	22:09.322
8	1	2:51.113	48.835	1:18.268	44.010	147.4	25:00.435
9	1	2:51.107	48.327	1:18.736	44.044	147.4	27:51.542
10	1	2:50.750	48.537	1:18.388	43.825	147.7	30:42.292
11	1	2:51.707	48.373	1:19.031	44.303	146.8	33:33.999

34		1. Davy COOREMAN		Honda 3C			
1	1	3:36.409	55.062	1:34.468	1:06.879	114.5	3:36.409
2	1	4:21.576	1:27.790	1:50.761	1:03.025	96.4	7:57.985
3	1	<b>2:55.789</b>	<b>49.661</b>	1:20.830	45.298	143.4	10:53.774
4	1	2:56.572	50.877	<b>1:20.632</b>	<b>45.063</b>	142.8	13:50.346
5	1	2:56.965	50.135	1:20.973	45.857	142.5	16:47.311
6	1	2:56.691	50.109	1:21.364	45.218	142.7	19:44.002
7	1	2:57.529	50.416	1:21.979	45.134	142.0	22:41.531
8	1	3:00.926	51.656	1:22.887	46.383	139.4	25:42.457
9	1	2:57.946	50.734	1:21.404	45.808	141.7	28:40.403
10	1	3:00.963	50.470	1:24.416	46.077	139.3	31:41.366
11	1	2:58.212	50.428	1:21.638	46.146	141.5	34:39.578

40		1. Wouter MAHIEU		Triumph TR 3 A 2D			
1	1	4:17.193	1:39.259	1:39.461	58.473	96.3	4:17.193
2	1	4:12.846	1:22.752	1:45.189	1:04.905	99.7	8:30.039
3	1	3:27.837	59.016	1:35.343	53.478	121.3	11:57.876
4	1	3:27.776	59.595	1:34.332	53.849	121.4	15:25.652
5	1	3:26.744	59.943	1:34.346	52.455	122.0	18:52.396
6	1	3:27.926	59.474	1:35.257	53.195	121.3	22:20.322
7	1	3:27.869	59.896	1:35.167	52.806	121.3	25:48.191
8	1	3:24.265	58.941	1:33.077	<b>52.247</b>	123.4	29:12.456
9	1	<b>3:23.766</b>	<b>58.526</b>	<b>1:32.325</b>	52.915	123.7	32:36.222
10	1	3:26.131	59.838	1:33.721	52.572	122.3	36:02.353

43		1. Dean RIMBERT		BMW 318 3C			
1	1	3:44.785	1:01.958	1:35.025	1:07.802	110.2	3:44.785
2	1	4:20.311	1:27.762	1:49.417	1:03.132	96.9	8:05.096
3	1	3:05.328	55.650	1:22.359	47.319	136.1	11:10.424
4	1	3:02.227	54.962	1:20.666	<b>46.599</b>	138.4	14:12.651
5	1	3:01.964	54.129	1:20.411	47.424	138.6	17:14.615
6	1	3:02.590	54.911	1:20.792	46.887	138.1	20:17.205
7	1	3:01.273	<b>53.816</b>	1:20.724	46.733	139.1	23:18.478





# Belcar Historic Cup SPA SUMMER CLASSIC Race 1

**Amended**

## Sector Analysis

— Invalidated Lap    ■ Personal Best    ■ Session Best    ■ Crossing the pit lane

Lap	D	Time	Sector 1	Sector 2	Sector 3	Kph	Elapsed	Lap	D	Time	Sector 1	Sector 2	Sector 3	Kph	Elapsed
8	1	<span style="background-color: #c8e6c9;">3:01.233</span>	54.022	1:20.495	46.716	139.1	26:19.711	7	1	2:49.866	46.298	1:19.938	43.630	148.4	21:47.919
9	1	3:01.855	54.587	<span style="background-color: #c8e6c9;">1:20.334</span>	46.934	138.6	29:21.566	8	1	2:46.161	45.967	1:17.303	42.891	151.7	24:34.080
10	1	3:02.741	54.646	1:21.347	46.748	138.0	32:24.307	9	1	2:44.324	46.295	<span style="background-color: #c8e6c9;">1:15.958</span>	42.071	153.4	27:18.404
11	1	3:02.926	54.239	1:21.033	47.654	137.8	35:27.233	10	1	2:46.981	47.057	1:17.396	42.528	151.0	30:05.385

44		1.Emiel DE WEERDT		Ford GT 40 KVA 2E			
1	1	4:03.785	1:29.477	1:33.198	1:01.110	101.6	4:03.785
2	1	4:15.124	1:26.791	1:45.651	1:02.682	98.8	8:18.909
3	1	3:04.989	51.955	1:24.634	48.400	136.3	11:23.898
4	1	3:05.838	52.179	1:25.932	47.727	135.7	14:29.736
5	1	3:05.307	52.922	1:25.176	47.209	136.1	17:35.043
6	1	3:07.564	55.205	1:25.177	47.182	134.4	20:42.607
7	1	3:02.977	52.519	1:23.747	<span style="background-color: #c8e6c9;">46.711</span>	137.8	23:45.584
8	1	3:04.361	52.018	1:24.210	48.133	136.8	26:49.945
9	1	3:02.812	52.744	<span style="background-color: #c8e6c9;">1:23.056</span>	47.012	137.9	29:52.757
10	1	<span style="background-color: #c8e6c9;">3:02.503</span>	<span style="background-color: #c8e6c9;">51.785</span>	1:23.443	47.275	138.2	32:55.260

52		1.Jan BRUNEEL		BMW E30 3D			
1	1	3:50.632	1:06.050	1:35.861	1:08.721	107.4	3:50.632
2	1	4:18.845	1:27.819	1:47.794	1:03.232	97.4	8:09.477
3	1	3:12.176	55.784	1:26.246	50.146	131.2	11:21.653
4	1	3:10.847	57.123	1:25.002	48.722	132.1	14:32.500
5	1	3:08.513	55.349			133.8	17:41.013
6	1	3:11.079	57.671	<span style="background-color: #c8e6c9;">1:24.586</span>	48.822	132.0	20:52.092
7	1	3:09.436	55.626	1:24.793	49.017	133.1	24:01.528
8	1	<span style="background-color: #c8e6c9;">3:08.164</span>	<span style="background-color: #c8e6c9;">55.007</span>	1:24.609	48.548	134.0	27:09.692
9	1	3:09.900	55.535	1:25.650	48.715	132.8	30:19.592
10	1	3:10.050	55.428	1:26.085	<span style="background-color: #c8e6c9;">48.537</span>	132.7	33:29.642

53		1.Ruben MOORTGAT		Renault Clio 4C			
1	1	3:54.614	1:08.132	1:41.594	1:04.888	105.6	3:54.614
2	1	4:18.353	1:27.852	1:46.635	1:03.866	97.6	8:12.967
3	1	3:20.861	58.751	1:29.778	52.332	125.5	11:33.828
4	1	3:17.525	58.909	1:27.540	51.076	127.7	14:51.353
5	1	3:15.735	57.664	1:27.360	50.711	128.8	18:07.088
6	1	3:17.169	58.213	1:28.145	50.811	127.9	21:24.257
7	1	<span style="background-color: #c8e6c9;">3:14.913</span>	57.368	<span style="background-color: #c8e6c9;">1:26.881</span>	<span style="background-color: #c8e6c9;">50.664</span>	129.4	24:39.170
8	1	3:16.877	57.674	1:27.028	52.175	128.1	27:56.047
9	1	3:15.385	<span style="background-color: #c8e6c9;">57.239</span>	1:26.920	51.226	129.0	31:11.432
10	1	3:17.188	58.280	1:28.172	50.736	127.9	34:28.620

55		1.Marc DUEZ		Chevrolet Monza IMSA 50			
1	1	3:30.400	46.026	1:37.989	1:06.385	117.8	3:30.400
2	1	4:22.870	1:26.514	1:51.970	1:04.386	95.9	7:53.270
3	1	<span style="background-color: #c8e6c9;">2:43.831</span>	<span style="background-color: #c8e6c9;">44.763</span>	1:17.439	<span style="background-color: #c8e6c9;">41.629</span>	153.9	10:37.101
4	1	2:44.712	44.780	1:17.614	42.318	153.1	13:21.813
5	1	2:46.422	45.598	1:17.878	42.946	151.5	16:08.235
6	1	2:49.818	46.925	1:19.069	43.824	148.5	18:58.053


56		1.Jasper DIERCKX		BMW E30 M3 3D			
1	1	3:39.930	57.223	1:34.953	1:07.754	112.6	3:39.930
2	1	4:20.828	1:27.384	1:50.309	1:03.135	96.7	8:00.758
3	1	3:00.581	53.191	1:21.431	45.959	139.6	11:01.339
4	1	2:59.404	<span style="background-color: #c8e6c9;">51.344</span>	1:20.416	47.644	140.5	14:00.743
5	1	<span style="background-color: #c8e6c9;">2:57.615</span>	51.663	1:20.243	45.709	142.0	16:58.358
6	1	2:58.183	52.190	<span style="background-color: #c8e6c9;">1:19.804</span>	46.189	141.5	19:56.541
7	1	3:01.290	55.414	1:20.144	45.732	139.1	22:57.831
8	1	3:00.035	52.024	1:19.951	48.060	140.1	25:57.866
9	1	2:58.710	52.220	1:20.854	<span style="background-color: #c8e6c9;">45.636</span>	141.1	28:56.576
10	1	2:59.738	52.113	1:20.872	46.753	140.3	31:56.314
11	1	2:58.611	51.667	1:20.030	46.914	141.2	34:54.925

61		1.Juri VANNIEUWENBORGH		BMW E30 3D			
1	1	3:40.364	57.518	1:35.113	1:07.733	112.4	3:40.364
2	1	4:20.853	1:27.759	1:50.066	1:03.028	96.7	8:01.217
3	1	2:56.822	51.430	1:19.392	46.000	142.6	10:58.039
4	1	2:55.268	51.369	1:18.917	44.982	143.9	13:53.307
5	1	2:54.500	50.434	1:18.252	45.814	144.5	16:47.807
6	1	2:54.466	<span style="background-color: #c8e6c9;">50.204</span>	1:19.320	44.942	144.5	19:42.273
7	1	2:53.844	51.148	1:18.100	44.596	145.0	22:36.117
8	1	<span style="background-color: #c8e6c9;">2:53.030</span>	50.767	<span style="background-color: #c8e6c9;">1:17.714</span>	<span style="background-color: #c8e6c9;">44.549</span>	145.7	25:29.147
9	1	2:54.475	50.229	1:19.305	44.941	144.5	28:23.622
10	1	2:55.743	51.153	1:19.291	45.299	143.5	31:19.365
11	1	2:56.323	51.084	1:20.008	45.231	143.0	34:15.688

65		1.Johannes SCHOUTEN		BMW 635 3E			
1	1	3:33.799	54.821	1:32.692	1:06.286	115.9	3:33.799
2	1	4:22.084	1:27.915	1:50.579	1:03.590	96.2	7:55.883
3	1	2:52.788	50.736	1:17.749	44.303	145.9	10:48.671
4	1	2:51.131	49.670	1:17.111	44.350	147.3	13:39.802
5	1	2:51.188	50.155	1:16.747	<span style="background-color: #c8e6c9;">44.286</span>	147.3	16:30.990
6	1	2:51.539	49.690	1:16.940	44.909	147.0	19:22.529
7	1	2:51.263	<span style="background-color: #c8e6c9;">49.388</span>	<span style="background-color: #c8e6c9;">1:16.740</span>	45.135	147.2	22:13.792
8	1	<span style="background-color: #c8e6c9;">2:51.070</span>	49.640	1:16.832	44.598	147.4	25:04.862
9	1	2:51.142	49.751	1:17.057	44.334	147.3	27:56.004
10	1	2:52.420	49.886	1:17.023	45.511	146.2	30:48.424
11	1	2:52.491	49.727	1:17.932	44.832	146.2	33:40.915

66		1.Patrick VERBELEN		Nissan 200 NX 3E			
1	1	4:12.884	1:36.186	1:36.611	1:00.087	98.0	4:12.884
2	1	4:12.671	1:23.017	1:45.588	1:04.066	99.8	8:25.555





# Belcar Historic Cup SPA SUMMER CLASSIC Race 1

**Amended**

## Sector Analysis

— Invalidated Lap    ■ Personal Best    ■ Session Best    ■ Crossing the pit lane

Lap	D	Time	Sector 1	Sector 2	Sector 3	Kph	Elapsed	Lap	D	Time	Sector 1	Sector 2	Sector 3	Kph	Elapsed
3	1	3:07.977	<span style="color: green;">52.635</span>	1:27.733	47.609	134.1	11:33.532	6	1	3:08.873	55.074	1:26.429	47.370	133.5	21:02.271
4	1	<span style="color: green;">2:59.722</span>	53.092	<span style="color: green;">1:20.031</span>	46.599	140.3	14:33.254	7	1	3:06.352	52.990	1:26.024	47.338	135.3	24:08.623
5	1	3:00.465	52.762	1:21.124	<span style="color: green;">46.579</span>	139.7	17:33.719	8	1	<span style="color: green;">3:05.736</span>	52.384	<span style="color: green;">1:25.930</span>	47.422	135.8	27:14.359
6	1	20:39.693 <b>B</b>	55.996	...	1:56.266	20.3	38:13.412	9	1	3:07.435	53.309	1:26.845	<span style="color: green;">47.281</span>	134.5	30:21.794
								10	1	3:06.860	<span style="color: green;">52.382</span>	1:26.228	48.250	134.9	33:28.654

67	1. Bernard WILHELM															Jaguar type E	
																2E	
	1	1	4:01.333	1:26.927	1:34.006	1:00.400	102.7	4:01.333									
	2	1	4:17.367	1:26.585	1:46.460	1:04.322	98.0	8:18.700									
	3	1	3:20.741	56.005	1:32.445	52.291	125.6	11:39.441									
	4	1	3:12.320	54.812	1:27.449	50.059	131.1	14:51.761									
	5	1	3:11.935	54.802	1:27.029	50.104	131.4	18:03.696									
	6	1	3:13.000	55.909	1:27.954	<span style="color: green;">49.137</span>	130.6	21:16.696									
	7	1	3:11.051	54.745	1:26.684	49.622	132.0	24:27.747									
	8	1	<span style="color: green;">3:10.630</span>	<span style="color: green;">54.643</span>	1:26.803	49.184	132.3	27:38.377									
9	1	3:12.763	54.791	1:27.788	50.184	130.8	30:51.140										
10	1	3:11.096	54.737	<span style="color: green;">1:26.306</span>	50.053	131.9	34:02.236										

69	1. Ben THAENS															BMW E30	
																3D	
	1	1	3:35.853	55.483	1:33.525	1:06.845	114.8	3:35.853									
	2	1	4:21.759	1:27.648	1:50.553	1:03.558	96.3	7:57.612									
	3	1	2:53.627	50.852	1:18.509	<span style="color: green;">44.266</span>	145.2	10:51.239									
	4	1	2:52.306	49.921	1:17.908	44.477	146.3	13:43.545									
	5	1	2:51.185	49.858	1:17.047	44.280	147.3	16:34.730									
	6	1	2:50.920	<span style="color: green;">49.499</span>	1:17.123	44.298	147.5	19:25.650									
	7	1	<span style="color: green;">2:50.867</span>	49.808	<span style="color: green;">1:16.775</span>	44.284	147.6	22:16.517									
	8	1	2:50.991	49.772	1:16.900	44.319	147.5	25:07.508									
9	1	2:53.250	50.009	1:18.606	44.635	145.5	28:00.758										
10	1	2:52.540	50.114	1:17.737	44.689	146.1	30:53.298										
11	1	2:54.672	51.909	1:17.766	44.997	144.4	33:47.970										

75	1. Thierry DE BONHOME															Citroën AX	
																3A	
	1	1	3:52.123	1:07.291	1:35.909	1:08.923	106.7	3:52.123									
	2	1	4:18.446	1:27.902	1:47.342	1:03.202	97.6	8:10.569									
	3	1	3:15.669	57.106	1:29.075	49.488	128.9	11:26.238									
	4	1	3:11.846	56.559	1:25.654	49.633	131.4	14:38.084									
	5	1	3:13.533	56.991	1:26.727	49.815	130.3	17:51.617									
	6	1	3:13.641	57.759	1:25.859	50.023	130.2	21:05.258									
	7	1	3:10.147	56.705	1:23.806	49.636	132.6	24:15.405									
	8	1	3:10.443	<span style="color: green;">56.515</span>	1:24.049	49.879	132.4	27:25.848									
9	1	<span style="color: green;">3:09.746</span>	56.761	<span style="color: green;">1:23.798</span>	<span style="color: green;">49.187</span>	132.9	30:35.594										
10	1	3:10.961	56.760	1:24.790	49.411	132.0	33:46.555										

82	1. Xavier MARTENS															Porsche 911	
																2E	
	1	1	4:11.255	1:35.822	1:36.379	59.054	98.6	4:11.255									
	2	1	4:13.023	1:23.815	1:45.517	1:03.691	99.7	8:24.278									
	3	1	3:13.565	54.277	1:29.120	50.168	130.3	11:37.843									
	4	1	3:08.441	53.381	1:26.505	48.555	133.8	14:46.284									
	5	1	3:07.114	52.634	1:26.488	47.992	134.8	17:53.398									


84	1. René WEIDIG															Ford GT40	
																2E	
	1	1	4:38.593	1:50.275	1:46.774	1:01.544	88.9	4:38.593									
	2	1	3:57.358	1:07.397	1:50.442	59.519	106.2	8:35.951									
	3	1	3:26.797	56.018	1:37.734	53.045	121.9	12:02.748									
	4	1	3:19.507	54.006	1:34.204	51.297	126.4	15:22.255									
	5	1	<span style="color: green;">3:18.476</span>	<span style="color: green;">53.912</span>	<span style="color: green;">1:33.882</span>	<span style="color: green;">50.682</span>	127.0	18:40.731									
	6	1	3:45.831 <b>B</b>	56.380	1:38.064	1:11.387	111.7	22:26.562									
	7	1	5:49.839	3:11.354	1:41.500	56.985	72.1	28:16.401									
	8	1	3:42.688	1:00.586	1:44.035	58.067	113.2	31:59.089									
9	1	3:30.761	57.209	1:36.465	57.087	119.6	35:29.850										

87	1. Guy FASTRES															BMW E30	
																3D	
	1	1	3:32.346	54.382	1:31.942	1:06.022	116.7	3:32.346									
	2	1	4:22.660	1:27.559	1:51.117	1:03.984	96.0	7:55.006									
	3	1	2:51.165	50.264	<span style="color: green;">1:17.341</span>	43.560	147.3	10:46.171									
	4	1	<span style="color: green;">2:48.549</span>	<span style="color: green;">48.108</span>	1:17.423	<span style="color: green;">43.018</span>	149.6	13:34.720									

89	1. Matthias VAN HOOL															Renault	
																4C	
	1	1	3:43.455	59.725	1:34.907	1:08.823	110.9	3:43.455									
	2	1	4:20.707	1:26.629	1:50.418	1:03.660	96.7	8:04.162									
	3	1	3:06.932	<span style="color: green;">54.067</span>	1:23.574	49.291	134.9	11:11.094									
	4	1	3:07.632	55.577	1:23.848	48.207	134.4	14:18.726									
	5	1	3:06.884	54.752	1:23.969	48.163	134.9	17:25.610									
	6	1	3:06.373	55.553	1:23.085	47.735	135.3	20:31.983									
	7	1	<span style="color: green;">3:04.112</span>	54.451	<span style="color: green;">1:22.078</span>	<span style="color: green;">47.583</span>	137.0	23:36.095									
	8	1	3:05.972	54.104	1:23.485	48.383	135.6	26:42.067									
9	1	3:06.113	54.637	1:23.882	47.594	135.5	29:48.180										
10	1	3:06.314	54.337	1:23.498	48.479	135.3	32:54.494										

92	1. Michael SERWY															Citroen AX Sport	
																3B	
	1	1	3:47.194	1:02.884	1:36.445	1:07.865	109.0	3:47.194									
	2	1	4:21.001	1:27.276	1:48.928	1:04.797	96.6	8:08.195									
	3	1	3:12.758	<span style="color: green;">55.503</span>	1:26.752	50.503	130.8	11:20.953									
	4	1	3:15.307	58.451	1:27.016	49.840	129.1	14:36.260									
	5	1	3:18.033	56.175	1:30.135	51.723	127.3	17:54.293									
	6	1	3:10.398	56.554	1:24.846	<span style="color: green;">48.998</span>	132.4	21:04.691									
	7	1	<span style="color: green;">3:08.670</span>	55.817	<span style="color: green;">1:23.679</span>	49.174	133.6	24:13.361									
	8	1	3:10.413	55.879	1:25.427	49.107	132.4	27:23.774									
9	1	3:10.469	55.855	1:24.969	49.645	132.4	30:34.243										
10	1	3:11.614	55.949	1:26.429	49.236	131.6	33:45.857										





# Belcar Historic Cup SPA SUMMER CLASSIC Race 1


**Amended**

## Sector Analysis

— Invalidated Lap    ■ Personal Best    ■ Session Best    ■ Crossing the pit lane

Lap	D	Time	Sector 1	Sector 2	Sector 3	Kph	Elapsed	Lap	D	Time	Sector 1	Sector 2	Sector 3	Kph	Elapsed		
<b>94</b>	1. Gust VAN_HAELST							Mazda RX3 2D	8	1	<span style="color: green;">3:05.960</span>	<span style="color: green;">54.931</span>	<span style="color: green;">1:22.066</span>	48.963	135.6	27:02.746	
	9	1	3:09.024	55.882	1:24.339	48.803	133.4	30:11.770									
	10	1	3:07.846	55.206	1:24.474	48.166	134.2	33:19.616									
	1	1	3:55.226	1:18.462	1:31.636	1:05.128	105.3	3:55.226									
	2	1	4:18.045	1:27.760	1:46.570	1:03.715	97.7	8:13.271									
	3	1	2:55.887	50.149	1:20.049	45.689	143.4	11:09.158									
	4	1	2:53.657	49.461	<span style="color: green;">1:19.147</span>	45.049	145.2	14:02.815									
	5	1	2:53.358	49.226	1:19.472	44.660	145.4	16:56.173									
	6	1	2:53.685	49.502	1:19.738	44.445	145.2	19:49.858									
	7	1	<span style="color: green;">2:53.219</span>	49.106	1:19.721	<span style="color: green;">44.392</span>	145.6	22:43.077									
	8	1	2:53.351	<span style="color: green;">48.859</span>	1:19.528	44.964	145.5	25:36.428									
	9	1	2:54.110	49.087	1:20.047	44.976	144.8	28:30.538									
10	1	2:56.286	49.504	1:22.343	44.439	143.0	31:26.824										
11	1	2:53.626	49.396	1:19.319	44.911	145.2	34:20.450										
<b>97</b>	1. Luc BRANCKAERT							Chevrolet Corvette 2E	1	1	4:02.976	1:28.629	1:33.006	1:01.341	102.0	4:02.976	
	2	1	4:14.090	1:26.354	1:45.852	1:01.884	99.2	8:17.066									
	3	1	3:04.220	51.791	1:23.950	48.479	136.9	11:21.286									
	4	1	2:57.903	49.636	1:22.312	45.955	141.7	14:19.189									
	5	1	2:57.790	50.501	1:21.528	45.761	141.8	17:16.979									
	6	1	2:57.007	49.615	1:21.706	45.686	142.4	20:13.986									
	7	1	2:55.704	48.867	1:21.719	45.118	143.5	23:09.690									
	8	1	2:55.143	48.559	1:20.898	45.686	144.0	26:04.833									
	9	1	<span style="color: green;">2:55.096</span>	48.494	1:21.529	<span style="color: green;">45.073</span>	144.0	28:59.929									
	10	1	2:55.293	<span style="color: green;">48.332</span>	<span style="color: green;">1:20.847</span>	46.114	143.8	31:55.222									
	11	1	2:57.312	48.713	1:22.747	45.852	142.2	34:52.534									
	<b>100</b>	1. Tom LAUREYNS							VW Golf GTI II 3C	1	1	3:37.107	55.564	1:34.501	1:07.042	114.1	3:37.107
2		1	4:21.472	1:27.590	1:50.762	1:03.120	96.4	7:58.579									
3		1	2:56.808	50.336	1:21.534	44.938	142.6	10:55.387									
4		1	2:55.058	50.446	1:19.719	44.893	144.0	13:50.445									
5		1	2:53.570	50.414	1:18.241	44.915	145.3	16:44.015									
6		1	2:52.997	50.464	<span style="color: green;">1:17.772</span>	44.761	145.7	19:37.012									
7		1	2:53.069	50.227	1:18.040	44.802	145.7	22:30.081									
8		1	<span style="color: green;">2:52.778</span>	50.182	1:18.127	<span style="color: green;">44.469</span>	145.9	25:22.859									
9		1	2:52.953	<span style="color: green;">49.968</span>	1:18.460	44.525	145.8	28:15.812									
10		1	2:53.507	50.590	1:18.229	44.688	145.3	31:09.319									
11		1	2:54.237	51.610	1:18.013	44.614	144.7	34:03.556									
<b>106</b>		1. Christoph HÖTTE							Peugeot 106 4B	1	1	3:51.670	1:06.992	1:35.476	1:09.202	106.9	3:51.670
	2	1	4:18.518	1:27.710	1:47.592	1:03.216	97.5	8:10.188									
	3	1	3:13.630	55.529	1:25.987	52.114	130.2	11:23.818									
	4	1	3:09.442	57.227	1:23.900	48.315	133.1	14:33.260									
	5	1	3:06.672	55.064	1:23.234	48.374	135.1	17:39.932									
	6	1	3:08.843	56.550	1:23.270	49.023	133.5	20:48.775									
	7	1	3:08.011	55.645	1:24.228	<span style="color: green;">48.138</span>	134.1	23:56.786									
	<b>121</b>	1. David POTTERS							Peugeot 206 4C	1	1	3:47.859	1:04.232	1:35.614	1:08.013	108.7	3:47.859
		2	1	4:20.414	1:27.683	1:48.612	1:04.119	96.8	8:08.273								
		3	1	3:08.617	55.985	1:23.564	49.068	133.7	11:16.890								
		4	1	3:09.043	55.650	1:24.803	48.590	133.4	14:25.933								
		5	1	<span style="color: green;">3:07.068</span>	<span style="color: green;">55.007</span>	<span style="color: green;">1:23.247</span>	48.814	134.8	17:33.001								
6		1	3:12.044	57.644	1:25.419	48.981	131.3	20:45.045									
7		1	3:07.943	55.704	1:23.292	48.947	134.2	23:52.988									
8		1	3:09.266	56.649	1:23.790	48.827	133.2	27:02.254									
9		1	3:09.527	56.121	1:24.893	48.513	133.0	30:11.781									
10		1	3:08.535	55.170	1:24.876	<span style="color: green;">48.489</span>	133.7	33:20.316									
<b>122</b>		1. Rienst VISSER							BMW E30 M3 3D	1	1	3:38.639	56.187	1:35.390	1:07.062	113.3	3:38.639
		2	1	4:21.092	1:27.688	1:50.662	1:02.742	96.6	7:59.731								
	3	1	2:54.194	49.901	1:20.296	<span style="color: green;">43.997</span>	144.7	10:53.925									
	4	1	<span style="color: green;">2:52.193</span>	<span style="color: green;">49.719</span>	1:18.173	44.301	146.4	13:46.118									
	5	1	2:53.015	49.756	1:18.009	45.250	145.7	16:39.133									
	6	1	2:55.064	50.233	1:19.570	45.261	144.0	19:34.197									
	7	1	2:54.965	50.625	1:19.008	45.332	144.1	22:29.162									
	8	1	2:52.547	49.851	1:18.190	44.506	146.1	25:21.709									
	9	1	2:53.753	50.660	1:17.854	45.239	145.1	28:15.462									
	10	1	2:54.212	50.780	1:19.043	44.389	144.7	31:09.674									
	11	1	2:53.384	50.651	<span style="color: green;">1:17.706</span>	45.027	145.4	34:03.058									
	<b>124</b>	1. Lorenzo SEGERS							BMW 325i 3D	1	1	3:44.140	1:00.556	<span style="color: green;">1:35.458</span>	1:08.126	110.5	3:44.140
2		1	<span style="color: green;">4:20.718</span>	1:26.801	1:50.207	<span style="color: green;">1:03.710</span>	96.7	8:04.858									
<b>142</b>		1. John RASSE							Ford Escort MKII 2C	1	1	3:57.361	1:19.281	1:32.432	1:05.648	104.4	3:57.361
	2	1	4:17.095	1:27.310	1:46.576	1:03.209	98.1	8:14.456									
	3	1	2:59.336	52.202	1:21.215	45.919	140.6	11:13.792									
	4	1	2:56.513	<span style="color: green;">51.985</span>	1:19.255	<span style="color: green;">45.273</span>	142.8	14:10.305									
	5	1	<span style="color: green;">2:56.045</span>	52.092	<span style="color: green;">1:18.282</span>	45.671	143.2	17:06.350									
	6	1	2:57.105	52.731	1:18.939	45.435	142.4	20:03.455									
	7	1	2:56.688	52.160	1:18.990	45.538	142.7	23:00.143									
	8	1	2:57.376	52.126	1:18.346	46.904	142.2	25:57.519									
	9	1	2:56.694	52.406	1:18.472	45.816	142.7	28:54.213									
	10	1	2:58.827	52.494	1:18.526	47.807	141.0	31:53.040									
	11	1	2:58.487	52.094	1:20.522	45.871	141.3	34:51.527									





# Belcar Historic Cup SPA SUMMER CLASSIC Race 1

**Amended**

## Sector Analysis

— Invalidated Lap    ■ Personal Best    ■ Session Best    **B** Crossing the pit lane

Lap	D	Time	Sector 1	Sector 2	Sector 3	Kph	Elapsed	Lap	D	Time	Sector 1	Sector 2	Sector 3	Kph	Elapsed
<b>156</b> 1.Christophe LE NOUVEL Peugeot 205 rallye 3B															
1	1	3:42.022	58.422	1:35.382	1:08.218	111.6	3:42.022	10	1	3:03.266	53.050	1:21.500	48.716	137.6	32:56.922
2	1	4:20.522	1:27.375	1:50.326	1:02.821	96.8	8:02.544								
3	1	<b>3:02.542</b>	<b>52.396</b>	1:22.893	<b>47.253</b>	138.1	11:05.086								
4	1	3:03.850	52.559	1:22.839	48.452	137.1	14:08.936								
5	1	3:05.478	54.533	1:23.424	47.521	135.9	17:14.414								
6	1	3:06.538	54.789	1:24.250	47.499	135.2	20:20.952								
7	1	3:02.771	52.400	1:22.660	47.711	138.0	23:23.723								
8	1	3:05.580	54.809	1:23.461	47.310	135.9	26:29.303								
9	1	3:02.699	52.620	<b>1:22.420</b>	47.659	138.0	29:32.002								
10	1	3:04.099	52.600	1:23.090	48.409	137.0	32:36.101								
11	1	3:06.151	53.286	1:23.784	49.081	135.4	35:42.252								
								<b>223</b> 1.Floris FICK BMW 2002 2C							
1	1	3:59.315	1:22.428	1:31.060	1:05.827	103.5	3:59.315	10	1	3:02.577	52.459	1:22.463	47.655	138.1	35:19.427
2	1	4:16.977	1:27.204	1:46.585	1:03.188	98.1	8:16.292								
3	1	3:05.887	54.321	1:22.844	48.722	135.6	11:22.179								
4	1	2:59.570	52.696	1:20.856	46.018	140.4	14:21.749								
5	1	2:57.679	51.686	1:20.219	45.774	141.9	17:19.428								
6	1	<b>2:56.765</b>	52.027	<b>1:19.787</b>	<b>44.951</b>	142.6	20:16.193								
7	1	2:59.705	52.839	1:20.470	46.396	140.3	23:15.898								
8	1	3:00.123	52.385	1:20.912	46.826	140.0	26:16.021								
9	1	3:00.402	52.264	1:21.262	46.876	139.8	29:16.423								
10	1	3:00.427	53.075	1:20.563	46.789	139.7	32:16.850								
<b>194</b> 1.Mario POTTERS Peugeot 205 GTI 3C															
1	1	3:45.699	1:02.606	1:35.508	1:07.585	109.8	3:45.699								
2	1	4:20.533	1:27.290	1:49.614	1:03.629	96.8	8:06.232								
3	1	<b>3:04.367</b>	<b>54.522</b>	<b>1:21.923</b>	47.922	136.8	11:10.599								
4	1	3:05.586	55.047	1:22.801	<b>47.738</b>	135.9	14:16.185								
5	1	3:04.788	54.928	1:21.968	47.892	136.4	17:20.973								
6	1	3:05.918	55.172	1:22.553	48.193	135.6	20:26.891								
7	1	3:07.321	55.196	1:22.594	49.531	134.6	23:34.212								
8	1	3:07.234	55.851	1:23.275	48.108	134.7	26:41.446								
9	1	3:06.887	55.453	1:23.091	48.343	134.9	29:48.333								
10	1	3:09.128	56.317	1:24.095	48.716	133.3	32:57.461								
								<b>354</b> 1.Jan VAN ELDEREN Ford Sierra Cosworth RS 3E							
1	1	3:33.160	54.284	1:32.751	1:06.125	116.2	3:33.160								
2	1	4:22.120	1:27.998	1:50.784	1:03.338	96.2	7:55.280								
3	1	4:20.054	49.917	2:46.639	43.498	97.0	12:15.334								
4	1	<b>2:49.663</b>	48.132	<b>1:17.506</b>	44.025	148.6	15:04.997								
5	1	4:27.045	47.610	2:56.694	<b>42.741</b>	94.4	19:32.042								
6	1	3:05.940 <b>B</b>	<b>47.253</b>	1:17.671	1:01.016	135.6	22:37.982								
<b>199</b> 1.Jos LAUDUS Opel Kadett GTE 2D															
1	1	3:57.875	1:20.820	1:31.345	1:05.710	104.2	3:57.875								
2	1	4:16.911	1:27.422	1:46.472	1:03.017	98.1	8:14.786								
3	1	3:23.574	51.991	1:41.152	50.431	123.9	11:38.360								
4	1	3:03.491	51.724	1:24.969	46.798	137.4	14:41.851								
5	1	3:02.476	52.222	1:23.962	46.292	138.2	17:44.327								
6	1	3:02.824	53.143	1:23.337	46.344	137.9	20:47.151								
7	1	3:00.281	51.473	<b>1:22.194</b>	46.614	139.9	23:47.432								
8	1	3:02.739	<b>50.452</b>	1:24.308	47.979	138.0	26:50.171								
9	1	<b>2:59.656</b>	50.475	1:22.658	46.523	140.3	29:49.827								
10	1	3:00.562	51.891	1:23.431	<b>45.240</b>	139.6	32:50.389								
<b>200</b> 1.Michel KOWALESKI Ford Escort RS2000 2C															
1	1	4:10.017	1:34.917	1:35.335	59.765	99.1	4:10.017								
2	1	4:12.783	1:24.041	1:45.711	1:03.031	99.7	8:22.800								
3	1	3:11.752	54.143	1:28.340	49.269	131.5	11:34.552								
4	1	3:03.863	54.476	1:21.992	47.395	137.1	14:38.415								
5	1	3:03.114	53.805	1:22.272	47.037	137.7	17:41.529								
6	1	3:03.440	54.609	1:21.723	47.108	137.5	20:44.969								
7	1	<b>3:01.978</b>	53.182	<b>1:20.994</b>	47.802	138.6	23:46.947								
8	1	3:04.589	<b>53.005</b>	1:21.861	49.723	136.6	26:51.536								
9	1	3:02.120	53.905	1:21.191	<b>47.024</b>	138.4	29:53.656								

