


Belcar Historic Cup SPA SUMMER CLASSIC Race 2

Sector Analysis

— Invalidated Lap ■ Personal Best ■ Session Best ■ Crossing the pit lane

Lap	D	Time	Sector 1	Sector 2	Sector 3	Kph	Elapsed	Lap	D	Time	Sector 1	Sector 2	Sector 3	Kph	Elapsed	
1	1.Luc GEEBELEN							Porsche 911 1C								
	1	1	4:11.855	1:32.486	1:43.088	56.281	98.4	4:11.855	9	1	3:02.145	51.074	1:25.007	46.064	138.4	27:52.376
	2	1	3:34.669	59.866	1:40.015	54.788	117.5	7:46.524	10	1	3:01.109	51.039	1:23.339	46.731	139.2	30:53.485
	3	1	3:30.272	59.245	1:36.802	54.225	119.9	11:16.796	11	1	3:05.699	53.823	1:22.982	48.894	135.8	33:59.184
	4	1	3:24.495	56.732	1:34.733	53.030	123.3	14:41.291								
	5	1	3:24.987	56.640	1:34.892	53.455	123.0	18:06.278								
	6	1	3:24.869	56.603	1:34.269	53.997	123.1	21:31.147								
	7	1	3:31.627	58.774	1:37.760	55.093	119.1	25:02.774								
	8	1	3:24.572	58.605	1:34.924	51.043	123.3	28:27.346								
	9	1	3:18.932	55.471	1:31.257	52.204	126.7	31:46.278								
	10	1	3:25.193	56.992	1:33.314	54.887	122.9	35:11.471								
2	1.Luc MOORTGAT							Porsche 964 Cup 3E								
	1	1	3:08.409	53.645	1:25.956	48.808	131.5	3:08.409								
	2	1	3:03.610	51.554	1:25.128	46.928	137.3	6:12.019								
	3	1	3:03.209	51.477	1:25.501	46.231	137.6	9:15.228								
	4	1	3:02.608	50.925	1:25.250	46.433	138.1	12:17.836								
	5	1	3:04.062	50.937	1:25.422	47.703	137.0	15:21.898								
	6	1	3:00.179	50.827	1:23.696	45.656	139.9	18:22.077								
	7	1	3:00.356	50.910	1:23.606	45.840	139.8	21:22.433								
	8	1	2:59.784	51.390	1:22.804	45.590	140.2	24:22.217								
	9	1	2:57.185	50.574	1:21.477	45.134	142.3	27:19.402								
	10	1	2:56.357	50.205	1:21.046	45.106	143.0	30:15.759								
11	1	2:57.139	50.123	1:21.342	45.674	142.3	33:12.898									
4	1.Guy FRANCOIS							Nissan Primera BTCC 4C								
	1	1	3:24.446	1:01.209	1:30.269	52.968	121.2	3:24.446								
	2	1	3:15.491	56.857	1:27.903	50.731	129.0	6:39.937								
	3	1	3:11.443	56.782	1:25.435	49.226	131.7	9:51.380								
	4	1	3:13.995	57.246	1:25.850	50.899	130.0	13:05.375								
	5	1	3:18.184	58.365	1:28.950	50.869	127.2	16:23.559								
	6	1	3:11.566	57.138	1:24.619	49.809	131.6	19:35.125								
	7	1	3:09.389	56.214	1:24.126	49.049	133.1	22:44.514								
	8	1	3:13.099	56.161	1:25.766	51.172	130.6	25:57.613								
	9	1	3:08.695	56.046	1:23.594	49.055	133.6	29:06.308								
	10	1	3:14.836	57.165	1:26.583	51.088	129.4	32:21.144								
11	1	3:09.226	57.038	1:22.880	49.308	133.2	35:30.370									
15	1.Eric DOUART							BMW E30 3D								
	1	1	3:16.513	56.927	1:29.991	49.595	126.1	3:16.513								
	2	1	3:11.077	53.730	1:29.235	48.112	132.0	6:27.590								
	3	1	3:07.227	52.786	1:26.426	48.015	134.7	9:34.817								
	4	1	3:03.639	51.591	1:25.037	47.011	137.3	12:38.456								
	5	1	3:03.156	51.958	1:24.212	46.986	137.7	15:41.612								
	6	1	3:03.688	52.304	1:24.224	47.160	137.3	18:45.300								
	7	1	3:01.944	51.683	1:23.585	46.676	138.6	21:47.244								
	8	1	3:02.987	53.051	1:23.615	46.321	137.8	24:50.231								
	20	1.Bas VAN ELDEREN							Ford Escort 1600rs 1C							
		1	1	4:00.748	1:26.573	1:38.912	55.263	102.9	4:00.748							
2		1	3:30.406	59.486	1:36.441	54.479	119.8	7:31.154								
3		1	3:23.248	57.710	1:33.201	52.337	124.1	10:54.402								
4		1	3:21.394	57.724	1:32.051	51.619	125.2	14:15.796								
5		1	3:16.093	56.271	1:29.854	49.968	128.6	17:31.889								
6		1	3:12.780	56.122	1:27.124	49.534	130.8	20:44.669								
7		1	3:11.609	55.298	1:26.461	49.850	131.6	23:56.278								
8		1	3:13.860	56.431	1:27.250	50.179	130.1	27:10.138								
9		1	3:10.208	55.006	1:26.158	49.044	132.6	30:20.346								
10		1	3:13.113	55.209	1:27.790	50.114	130.6	33:33.459								
21	1.Eric DAMSEAUX							Austin Mini Cooper S 2A								
	1	1	4:04.865	1:29.698	1:39.566	55.601	101.2	4:04.865								
	2	1	3:36.489	1:01.235	1:39.163	56.091	116.5	7:41.354								
	3	1	3:33.996	1:02.425	1:36.842	54.729	117.8	11:15.350								
	4	1	3:30.132	1:00.689	1:35.029	54.414	120.0	14:45.482								
	5	1	3:31.030	1:00.573	1:36.208	54.249	119.5	18:16.512								
	6	1	3:26.420	59.525	1:33.466	53.429	122.1	21:42.932								
	7	1	3:25.171	1:00.163	1:32.210	52.798	122.9	25:08.103								
	8	1	3:22.796	59.322	1:30.901	52.573	124.3	28:30.899								
	9	1	3:24.222	1:00.342	1:30.958	52.922	123.5	31:55.121								
	10	1	3:24.358	59.894	1:31.274	53.190	123.4	35:19.479								
22	1.Anthony VONK							BMW E24 2E								
	1	1	3:50.136	1:21.234	1:36.350	52.552	107.7	3:50.136								
	2	1	3:19.384	55.838	1:34.144	49.402	126.5	7:09.520								
	3	1	3:13.886	54.074	1:30.982	48.830	130.0	10:23.406								
	4	1	3:07.800	52.940	1:27.142	47.718	134.3	13:31.206								
	5	1	3:02.858	51.947	1:24.123	46.788	137.9	16:34.064								
	6	1	3:05.289	52.947	1:25.298	47.044	136.1	19:39.353								
	7	1	3:02.161	51.336	1:24.043	46.782	138.4	22:41.514								
	8	1	3:19.060	55.577	1:29.682	53.801	126.7	26:00.574								
	9	1	3:16.336	55.173	1:27.658	53.505	128.4	29:16.910								
	10	1	3:15.841	59.809	1:26.470	49.562	128.7	32:32.751								
11	1	3:13.455	56.273	1:27.353	49.829	130.3	35:46.206									
23	1.Dominique HOLVOET							Toyota Celica 2B								
	1	1	3:58.312	1:25.215	1:39.332	53.765	104.0	3:58.312								
	2	1	3:25.321	58.240	1:34.649	52.432	122.8	7:23.633								
	3	1	3:19.211	57.286	1:30.902	51.023	126.6	10:42.844								
	4	1	3:15.891	56.641	1:29.215	50.035	128.7	13:58.735								
	5	1	3:11.228	55.744	1:26.310	49.174	131.9	17:09.963								
	6	1	3:08.534	54.698	1:24.716	49.120	133.7	20:18.497								






Belcar Historic Cup SPA SUMMER CLASSIC Race 2

Sector Analysis

— Invalidated Lap ■ Personal Best ■ Session Best ■ Crossing the pit lane

Lap	D	Time	Sector 1	Sector 2	Sector 3	Kph	Elapsed	Lap	D	Time	Sector 1	Sector 2	Sector 3	Kph	Elapsed
7	1	3:07.829	54.892	1:23.889	49.048	134.2	23:26.326	4	1	3:38.962	1:04.819	1:36.675	57.468	115.2	15:26.624
8	1	3:06.605	54.623	1:22.693	49.289	135.1	26:32.931	5	1	3:33.027	1:03.154	1:35.299	54.574	118.4	18:59.651
9	1	3:06.482	55.335	1:22.239	48.908	135.2	29:39.413	6	1	3:31.380	1:04.325	1:33.669	53.386	119.3	22:31.031
10	1	3:07.188	54.945	1:23.521	48.722	134.7	32:46.601	7	1	3:31.900	1:02.554	1:35.291	54.055	119.0	26:02.931
11	1	3:05.658	55.080	1:22.270	48.308	135.8	35:52.259	8	1	3:28.958	1:02.106	1:33.488	53.364	120.7	29:31.889
30 1.Erik QVICK BMW M3 3D								43 1.Dean RIMBERT BMW 318 3C							
1	1	3:03.449	52.228	1:24.034	47.187	135.1	3:03.449	1	1	3:23.960	1:02.088	1:30.091	51.781	121.5	3:23.960
2	1	3:01.589	50.727	1:23.940	46.922	138.9	6:05.038	2	1	3:17.123	57.859	1:28.787	50.477	127.9	6:41.083
3	1	3:02.195	50.741	1:24.339	47.115	138.4	9:07.233	3	1	3:16.933	57.252	1:29.444	50.237	128.0	9:58.016
4	1	3:01.077	50.817	1:24.150	46.110	139.2	12:08.310	4	1	3:11.699	56.211	1:25.861	49.627	131.5	13:09.715
5	1	3:00.163	50.174	1:23.755	46.234	140.0	15:08.473	5	1	3:12.385	56.200	1:26.216	49.969	131.1	16:22.100
6	1	2:59.956	50.543	1:23.070	46.343	140.1	18:08.429	6	1	3:09.718	55.873	1:24.726	49.119	132.9	19:31.818
7	1	2:58.570	50.217	1:22.883	45.470	141.2	21:06.999	7	1	3:10.818	55.528	1:25.551	49.739	132.1	22:42.636
8	1	2:56.329	49.820	1:21.077	45.432	143.0	24:03.328	8	1	3:11.926	55.932	1:26.903	49.091	131.4	25:54.562
9	1	2:56.300	49.782	1:21.111	45.407	143.0	26:59.628	9	1	3:09.412	55.701	1:24.324	49.387	133.1	29:03.974
10	1	2:56.108	49.217	1:21.208	45.683	143.2	29:55.736	44 1.Emiel DE WEERDT Ford GT 40 KVA 2E							
11	1	2:59.993	50.177	1:23.311	46.505	140.1	32:55.729	1	1	3:59.900	1:23.678	1:39.901	56.321	103.3	3:59.900
31 1.Christophe VAN RIET Ford Mustang V8 3E								2	1	3:35.929	58.634	1:40.450	56.845	116.8	7:35.829
1	1	3:16.044	55.064	1:30.873	50.107	126.4	3:16.044	3	1	3:33.469	59.031	1:39.998	54.440	118.1	11:09.298
2	1	3:09.636	52.837	1:28.501	48.298	133.0	6:25.680	4	1	3:25.453	56.566	1:35.732	53.155	122.7	14:34.751
3	1	3:05.917	51.585	1:27.329	47.003	135.6	9:31.597	5	1	3:22.833	55.643	1:34.749	52.441	124.3	17:57.584
4	1	3:02.603	51.240	1:25.188	46.175	138.1	12:34.200	6	1	3:19.889	55.929	1:32.229	51.731	126.1	21:17.473
5	1	3:00.987	50.619	1:23.411	46.957	139.3	15:35.187	7	1	3:20.460	56.288	1:32.689	51.483	125.8	24:37.933
6	1	2:58.561	50.336	1:22.355	45.870	141.2	18:33.748	8	1	3:19.011	55.692	1:33.259	50.060	126.7	27:56.944
7	1	2:59.464	50.430	1:22.533	46.501	140.5	21:33.212	9	1	3:16.777	54.900	1:30.816	51.061	128.1	31:13.721
8	1	2:59.247	51.122	1:22.116	46.009	140.7	24:32.459	10	1	3:17.297	54.979	1:30.314	52.004	127.8	34:31.018
9	1	2:57.331	49.981	1:21.773	45.577	142.2	27:29.790	52 1.Jan BRUNEEL BMW E30 3D							
10	1	2:57.872	49.915	1:21.802	46.155	141.8	30:27.662	1	1	3:41.958	1:06.168	1:40.416	55.374	111.6	3:41.958
34 1.Davy COOREMAN Honda 3C								2	1	3:28.842	1:00.899	1:34.594	53.349	120.7	7:10.800
1	1	3:15.302	56.103	1:29.196	50.003	126.9	3:15.302	3	1	3:21.490	58.409	1:30.925	52.156	125.1	10:32.290
2	1	3:13.290	54.487	1:29.362	49.441	130.4	6:28.592	4	1	3:19.561	57.672	1:30.372	51.517	126.3	13:51.851
3	1	3:11.035	53.341	1:28.230	49.464	132.0	9:39.627	5	1	3:15.523	56.923	1:27.925	50.675	129.0	17:07.374
4	1	3:09.587	52.693	1:28.103	48.791	133.0	12:49.214	6	1	3:14.099	56.170	1:27.500	50.429	129.9	20:21.473
5	1	3:07.952	52.643	1:27.563	47.746	134.2	15:57.166	7	1	3:13.323	56.094	1:27.020	50.209	130.4	23:34.796
6	1	3:06.498	52.367	1:25.923	48.208	135.2	19:03.664	8	1	3:16.055	56.771	1:28.636	50.648	128.6	26:50.851
7	1	3:05.481	52.529	1:25.260	47.692	135.9	22:09.145	9	1	3:18.272	56.462	1:29.437	52.373	127.2	30:09.123
8	1	3:05.832	51.881	1:26.008	47.943	135.7	25:14.977	10	1	3:18.603	58.331	1:29.234	51.038	127.0	33:27.726
9	1	3:06.794	52.671	1:25.924	48.199	135.0	28:21.771	53 1.Ruben MOORTGAT Renault Clio 4C							
10	1	3:06.933	52.337	1:26.283	48.313	134.9	31:28.704	1	1	3:49.590	1:09.564	1:42.572	57.454	107.9	3:49.590
11	1	3:06.421	52.433	1:25.609	48.379	135.3	34:35.125	2	1	3:41.951	1:02.710	1:42.076	57.165	113.6	7:31.541
40 1.Filip MAHIEU Triumph TR 3 A 2D								3	1	3:36.826	1:02.460	1:39.980	54.386	116.3	11:08.367
1	1	4:20.367	1:38.538	1:42.955	58.874	95.2	4:20.367	4	1	3:32.496	1:02.000	1:37.129	53.367	118.7	14:40.863
2	1	3:46.556	1:06.641	1:41.382	58.533	111.3	8:06.923	5	1	3:27.733	59.806	1:35.280	52.647	121.4	18:08.596
3	1	3:40.739	1:05.897	1:38.460	56.382	114.2	11:47.662								





Belcar Historic Cup

SPA SUMMER CLASSIC

Race 2

Sector Analysis

— Invalidated Lap ■ Personal Best ■ Session Best ■ Crossing the pit lane

Lap	D	Time	Sector 1	Sector 2	Sector 3	Kph	Elapsed	Lap	D	Time	Sector 1	Sector 2	Sector 3	Kph	Elapsed
6	1	3:24.874	59.239	1:32.966	52.669	123.1	21:33.470	5	1	3:05.817	53.573	1:24.340	47.904	135.7	15:35.132
7	1	3:23.949	57.824	1:34.114	52.011	123.6	24:57.419	6	1	3:04.947	52.858	1:24.415	47.674	136.3	18:40.079
8	1	3:20.166	57.885	1:30.315	51.966	126.0	28:17.585	7	1	3:04.409	52.069	1:24.453	47.887	136.7	21:44.488
9	1	3:17.067	57.259	1:28.858	50.950	127.9	31:34.652	8	1	3:03.866	52.744	1:23.972	47.150	137.1	24:48.354
10	1	3:16.581	56.509	1:28.643	51.429	128.3	34:51.233	9	1	3:02.852	52.114	1:23.008	47.730	137.9	27:51.206
								10	1	3:02.119	51.905	1:22.615	47.599	138.4	30:53.325
								11	1	3:03.168	52.388	1:23.110	47.670	137.7	33:56.493

55		1. Marc DUEZ		Chevrolet Monza IMSA		50	
1	1	3:02.890	50.278	1:26.624	45.988	135.5	3:02.890
2	1	2:59.346	47.711	1:25.846	45.789	140.6	6:02.236
3	1	3:00.858	48.020	1:26.881	45.957	139.4	9:03.094
4	1	3:00.652	47.812	1:27.052	45.788	139.6	12:03.746
5	1	2:59.192	47.823	1:25.729	45.640	140.7	15:02.938
6	1	2:57.447	47.633	1:24.063	45.751	142.1	18:00.385
7	1	3:00.448	47.837	1:25.121	47.490	139.7	21:00.833
8	1	3:00.039	48.348	1:24.630	47.061	140.0	24:00.872
9	1	2:57.187	48.457	1:23.062	45.668	142.3	26:58.059

56		1. Jasper DIERCKX		BMW E30 M3		3D	
1	1	3:22.467	59.201	1:31.233	52.033	122.4	3:22.467
2	1	3:14.927	56.379	1:28.826	49.722	129.4	6:37.394
3	1	3:12.215	54.924	1:27.953	49.338	131.2	9:49.609
4	1	3:10.485	54.624	1:26.525	49.336	132.4	13:00.094
5	1	3:11.943	54.911	1:27.733	49.299	131.4	16:12.037
6	1	3:11.227	54.597	1:26.880	49.750	131.9	19:23.264
7	1	3:10.808	55.125	1:27.065	48.618	132.1	22:34.072
8	1	3:12.756	57.346	1:26.909	48.501	130.8	25:46.828
9	1	3:08.005	54.243	1:25.205	48.557	134.1	28:54.833
10	1	3:09.546	54.851	1:25.699	48.996	133.0	32:04.379
11	1	3:12.009	54.469	1:26.595	50.945	131.3	35:16.388

61		1. Juri VANNIEUWENBORGH		BMW E30		3D	
1	1	3:19.734	59.548	1:30.348	49.838	124.0	3:19.734
2	1	3:13.278	55.005	1:28.315	49.958	130.5	6:33.012
3	1	3:12.444	55.280	1:27.881	49.283	131.0	9:45.456
4	1	3:09.515	54.024	1:26.900	48.591	133.0	12:54.971
5	1	3:10.084	54.280	1:26.622	49.182	132.6	16:05.055
6	1	3:09.063	54.415	1:24.784	49.864	133.4	19:14.118
7	1	3:11.847	55.118	1:26.622	50.107	131.4	22:25.965
8	1	3:12.095	54.621	1:27.302	50.172	131.3	25:38.060
9	1	3:13.096	55.674	1:27.085	50.337	130.6	28:51.156
10	1	3:08.770	54.784	1:24.899	49.087	133.6	31:59.926
11	1	3:09.446	54.236	1:25.308	49.902	133.1	35:09.372

65		1. Johannes SCHOUTEN		BMW 635		3E	
1	1	3:08.858	54.241	1:26.030	48.587	131.2	3:08.858
2	1	3:07.698	53.367	1:25.975	48.356	134.3	6:16.556
3	1	3:06.116	52.858	1:25.363	47.895	135.5	9:22.672
4	1	3:06.643	52.378	1:25.478	48.787	135.1	12:29.315


66		1. Patrick VERBELEN		Nissan 200 NX		3E	
1	1	3:29.667	1:05.202	1:34.070	50.395	118.2	3:29.667
2	1	3:15.520	56.177	1:29.700	49.643	129.0	6:45.187
3	1	3:12.205	53.791	1:28.084	50.330	131.2	9:57.392
4	1	3:08.205	53.148	1:26.580	48.477	134.0	13:05.597
5	1	3:13.804	52.537	1:26.732	54.535	130.1	16:19.401
6	1	3:11.030	56.491	1:26.038	48.501	132.0	19:30.431
7	1	3:11.206	52.654	1:27.023	51.529	131.9	22:41.637
8	1	3:07.372	54.545	1:25.714	47.113	134.6	25:49.009
9	1	3:06.824	53.814	1:24.415	48.595	135.0	28:55.833
10	1	3:09.147	54.623	1:25.382	49.142	133.3	32:04.980
11	1	3:15.766	57.316	1:26.413	52.037	128.8	35:20.746

67		1. Bernard WILHELM		Jaguar type E		2E	
1	1	4:08.849	1:30.865	1:40.971	57.013	99.6	4:08.849
2	1	3:36.114	1:01.002	1:39.441	55.671	116.7	7:44.963
3	1	3:31.417	59.718	1:36.760	54.939	119.3	11:16.380
4	1	3:26.102	58.959	1:33.593	53.550	122.3	14:42.482
5	1	3:24.610	57.320	1:33.475	53.815	123.2	18:07.092
6	1	3:23.091	56.993	1:33.597	52.501	124.2	21:30.183
7	1	3:21.367	56.144	1:30.879	54.344	125.2	24:51.550
8	1	3:21.731	57.642	1:31.550	52.539	125.0	28:13.281
9	1	3:18.408	56.125	1:30.153	52.130	127.1	31:31.689
10	1	3:14.646	55.002	1:28.529	51.115	129.5	34:46.335

69		1. Ben THAENS		BMW E30		3D	
1	1	3:17.428	57.583	1:28.917	50.928	125.5	3:17.428
2	1	3:12.268	55.045	1:27.780	49.443	131.1	6:29.696
3	1	3:12.038	55.501	1:27.467	49.070	131.3	9:41.734
4	1	3:09.800	53.994	1:27.114	48.692	132.8	12:51.534
5	1	3:08.507	53.416	1:26.780	48.311	133.8	16:00.041
6	1	3:25.107	54.236	1:26.533	1:04.338	122.9	19:25.148

82		1. Xavier MARTENS		Porsche 911		2E	
1	1	4:02.339	1:28.405	1:39.609	54.325	102.2	4:02.339
2	1	3:32.462	59.165	1:38.642	54.655	118.7	7:34.801
3	1	3:27.955	57.886	1:37.173	52.896	121.2	11:02.756
4	1	3:28.689	57.870	1:37.756	53.063	120.8	14:31.445
5	1	3:27.755	57.199	1:36.001	54.555	121.4	17:59.200
6	1	3:37.391	58.407	1:37.197	1:01.787	116.0	21:36.591






Belcar Historic Cup SPA SUMMER CLASSIC Race 2

Sector Analysis

— Invalidated Lap ■ Personal Best ■ Session Best B Crossing the pit lane

Lap	D	Time	Sector 1	Sector 2	Sector 3	Kph	Elapsed	Lap	D	Time	Sector 1	Sector 2	Sector 3	Kph	Elapsed
7	1	5:13.121	2:48.525	1:33.192	51.404	80.5	26:49.712								
8	1	3:24.353	56.595	1:35.211	52.547	123.4	30:14.065								
9	1	3:22.055	56.518	1:32.543	52.994	124.8	33:36.120								
89 1. Matthias VAN HOOL Renault 4C								106 1. Thorsten BURVENICH Peugeot 106 4B							
1	1	3:27.726	1:02.364	1:32.651	52.711	119.3	3:27.726	1	1	3:31.275	1:05.175	1:33.818	52.282	117.3	3:31.275
2	1	3:24.686	58.690	1:32.593	53.403	123.2	6:52.412	2	1	3:21.573	58.967	1:30.291	52.315	125.1	6:52.848
3	1	3:21.419	57.568	1:31.772	52.079	125.2	10:13.831	3	1	3:22.331	59.745	1:31.159	51.427	124.6	10:15.179
4	1	3:20.746	57.423	1:31.899	51.424	125.6	13:34.577	4	1	3:20.133	59.472	1:30.020	50.641	126.0	13:35.312
5	1	3:22.028	57.021	1:32.921	52.086	124.8	16:56.605	5	1	3:16.912	57.511	1:28.641	50.760	128.0	16:52.224
6	1	3:15.215	56.850	1:28.763	49.602	129.2	20:11.820	6	1	3:14.594	57.423	1:26.139	51.032	129.6	20:06.818
7	1	3:12.917	55.798	1:26.880	50.239	130.7	23:24.737	7	1	3:12.801	57.610	1:25.032	50.159	130.8	23:19.619
8	1	3:11.360	55.242	1:26.848	49.270	131.8	26:36.097	8	1	3:12.805	57.052	1:24.484	51.269	130.8	26:32.424
9	1	3:12.220	54.838	1:28.072	49.310	131.2	29:48.317	9	1	3:11.983	56.711	1:25.180	50.092	131.3	29:44.407
10	1	3:14.929	55.059	1:29.391	50.479	129.4	33:03.246	10	1	3:14.554	56.740	1:27.703	50.111	129.6	32:58.961
94 1. Gust VAN HAELEST Mazda RX3 2D								121 1. David POTTERS Peugeot 206 4C							
1	1	3:41.410	1:14.511	1:32.623	54.276	111.9	3:41.410	1	1	3:37.726	1:05.154	1:38.519	54.053	113.8	3:37.726
2	1	3:08.993	52.974	1:26.521	49.498	133.4	6:50.403	2	1	3:28.418	1:00.456	1:34.977	52.985	121.0	7:06.144
3	1	3:05.877	51.532	1:26.262	48.083	135.6	9:56.280	3	1	3:22.667	59.331	1:31.955	51.381	124.4	10:28.811
4	1	3:04.376	51.240	1:25.523	47.613	136.8	13:00.656	4	1	3:20.515	57.749	1:30.326	52.440	125.7	13:49.326
5	1	3:02.143	51.343	1:24.631	46.169	138.4	16:02.799	5	1	3:14.111	57.394	1:26.636	50.081	129.9	17:03.437
6	1	2:59.130	50.302	1:22.546	46.282	140.8	19:01.929	6	1	3:10.328	56.386	1:24.895	49.047	132.5	20:13.765
7	1	2:58.969	50.417	1:22.821	45.731	140.9	22:00.898	7	1	3:11.077	56.600	1:24.950	49.527	132.0	23:24.842
8	1	2:59.849	50.413	1:23.262	46.174	140.2	25:00.747	8	1	3:10.291	56.362	1:25.037	48.892	132.5	26:35.133
9	1	2:57.800	49.449	1:22.729	45.622	141.8	27:58.547	9	1	3:10.734	55.901	1:25.442	49.391	132.2	29:45.867
10	1	2:57.143	49.828	1:21.522	45.793	142.3	30:55.690	10	1	3:13.223	55.481	1:27.827	49.915	130.5	32:59.090
11	1	3:00.967	51.640	1:23.510	45.817	139.3	33:56.657	122 1. Rienst VISSER BMW E30 M3 3D							
97 1. Luc BRANCKAERT Chevrolet Corvette 2E								1	1	3:21.448	1:00.804	1:29.991	50.653	123.0	3:21.448
1	1	3:43.746	1:17.086	1:34.145	52.515	110.7	3:43.746	2	1	3:14.134	54.437	1:29.824	49.873	129.9	6:35.582
2	1	3:22.765	58.118	1:32.878	51.769	124.4	7:06.511	3	1	3:12.277	55.429	1:28.109	48.739	131.1	9:47.859
3	1	3:20.081	53.813	1:33.881	52.387	126.0	10:26.592	4	1	3:08.781	53.850	1:26.872	48.059	133.6	12:56.640
4	1	3:22.898	54.245	1:33.735	54.918	124.3	13:49.490	5	1	3:08.264	54.396	1:25.101	48.767	133.9	16:04.904
100 1. Tom LAUREYNS VW Golf GTI II 3C								6	1	3:05.171	53.212	1:23.861	48.098	136.2	19:10.075
1	1	3:20.594	58.146	1:31.814	50.634	123.5	3:20.594	7	1	3:08.013	53.330	1:26.448	48.235	134.1	22:18.088
2	1	3:14.737	54.134	1:30.747	49.856	129.5	6:35.331	8	1	3:05.797	52.734	1:25.032	48.031	135.7	25:23.885
3	1	3:12.183	53.963	1:29.486	48.734	131.2	9:47.514	9	1	3:05.270	52.869	1:24.749	47.652	136.1	28:29.155
4	1	3:08.547	53.232	1:27.373	47.942	133.7	12:56.061	10	1	3:07.042	52.874	1:25.267	48.901	134.8	31:36.197
5	1	3:04.929	53.123	1:24.748	47.058	136.3	16:00.990	11	1	3:12.988	53.379	1:27.872	51.737	130.7	34:49.185
6	1	3:03.014	52.410	1:23.447	47.157	137.8	19:04.004	124 1. Lorenzo SEGERS BMW 325i 3D							
7	1	3:02.997	52.312	1:23.868	46.817	137.8	22:07.001	1	1	3:42.461	1:08.358	1:40.334	53.769	111.4	3:42.461
8	1	3:01.362	51.863	1:22.667	46.832	139.0	25:08.363	2	1	3:32.882	1:04.798	1:35.761	52.323	118.4	7:15.343
9	1	3:03.413	52.703	1:23.582	47.128	137.5	28:11.776	3	1	3:21.855	57.568	1:33.256	51.031	124.9	10:37.198
10	1	3:03.126	52.666	1:23.331	47.129	137.7	31:14.902	4	1	3:16.141	56.043	1:30.524	49.574	128.6	13:53.339
11	1	3:05.429	53.420	1:23.920	48.089	136.0	34:20.331	5	1	3:13.108	55.663	1:28.255	49.190	130.6	17:06.447
								6	1	3:08.477	54.421	1:25.865	48.191	133.8	20:14.924
								7	1	3:08.341	54.691	1:25.190	48.460	133.9	23:23.265
								8	1	3:08.009	54.541	1:24.412	49.056	134.1	26:31.274
								9	1	3:08.668	54.275	1:26.069	48.324	133.6	29:39.942





Belcar Historic Cup SPA SUMMER CLASSIC Race 2

Sector Analysis

— Invalidated Lap ■ Personal Best ■ Session Best ■ Crossing the pit lane

Lap	D	Time	Sector 1	Sector 2	Sector 3	Kph	Elapsed	Lap	D	Time	Sector 1	Sector 2	Sector 3	Kph	Elapsed
10	1	3:11.673	55.352	1:27.354	48.967	131.5	32:51.615	7	1	3:04.602	53.841	1:22.460	48.301	136.6	23:06.224
11	1	3:17.708	55.419	1:29.468	52.821	127.5	36:09.323	8	1	3:04.684	53.831	1:23.099	47.754	136.5	26:10.908

142 1. John RASSE
 Ford Escort MKII 2C

1	1	3:40.928	1:19.443	1:28.009	53.476	112.1	3:40.928
2	1	3:10.651	55.007	1:25.445	50.199	132.3	6:51.579
3	1	3:06.981	53.943	1:24.843	48.195	134.8	9:58.560
4	1	3:05.852	53.631	1:23.822	48.399	135.7	13:04.412
5	1	3:05.903	53.743	1:24.277	47.883	135.6	16:10.315
6	1	3:04.523	53.446	1:22.976	48.101	136.6	19:14.838
7	1	3:05.137	54.522	1:22.858	47.757	136.2	22:19.975
8	1	3:02.788	53.254	1:22.005	47.529	137.9	25:22.763
9	1	3:03.039	53.494	1:21.257	48.288	137.8	28:25.802
10	1	3:02.701	53.083	1:21.917	47.701	138.0	31:28.503
11	1	3:03.820	54.181	1:22.065	47.574	137.2	34:32.323

194 1. Mario POTTERS
 Peugeot 205 GTI 3C

1	1	3:43.422	1:04.685	1:42.165	56.572	110.9	3:43.422
2	1	3:29.353	1:00.999	1:35.262	53.092	120.4	7:12.775
3	1	3:22.441	58.104	1:32.230	52.107	124.6	10:35.216
4	1	3:20.102	57.379	1:31.549	51.174	126.0	13:55.318
5	1	3:13.478	58.356	1:25.875	49.247	130.3	17:08.796
6	1	3:12.206	55.676	1:26.855	49.675	131.2	20:21.002
7	1	3:08.134	55.625	1:23.847	48.662	134.0	23:29.136
8	1	3:10.668	56.549	1:25.200	48.919	132.2	26:39.804
9	1	3:07.331	55.304	1:23.462	48.565	134.6	29:47.135
10	1	3:10.615	54.963	1:26.563	49.089	132.3	32:57.750

199 1. Jos LAUDUS
 Opel Kadett GTE 2D

1	1	3:58.050	1:23.813	1:41.238	52.999	104.1	3:58.050
2	1	3:21.198	55.557	1:35.018	50.623	125.3	7:19.248
3	1	3:14.658	53.671	1:30.998	49.989	129.5	10:33.906
4	1	3:11.048	52.332	1:29.811	48.905	132.0	13:44.954
5	1	3:08.395	51.593	1:28.404	48.398	133.8	16:53.349
6	1	3:06.642	51.822	1:27.287	47.533	135.1	19:59.991
7	1	3:05.110	51.386	1:26.004	47.720	136.2	23:05.101
8	1	3:07.202	51.764	1:27.262	48.176	134.7	26:12.303
9	1	3:05.725	52.180	1:26.400	47.145	135.8	29:18.028
10	1	3:03.730	51.337	1:25.654	46.739	137.2	32:21.758
11	1	3:03.949	52.367	1:24.694	46.888	137.1	35:25.707

200 1. Michel KOWALESKI
 Ford Escort RS2000 2C

1	1	3:51.420	1:22.985	1:35.228	53.207	107.1	3:51.420
2	1	3:22.488	57.698	1:33.550	51.240	124.5	7:13.908
3	1	3:17.093	56.588	1:29.843	50.662	127.9	10:31.001
4	1	3:13.183	55.313	1:28.540	49.330	130.5	13:44.184
5	1	3:10.520	55.532	1:25.834	49.154	132.3	16:54.704
6	1	3:06.918	54.089	1:23.953	48.876	134.9	20:01.622

9	1	3:07.211	55.472	1:22.767	48.972	134.7	29:18.119
10	1	3:05.589	55.058	1:22.300	48.231	135.9	32:23.708
11	1	3:03.384	53.790	1:21.626	47.968	137.5	35:27.092

223 1. Floris FICK
 BMW 2002 2C

1	1	3:45.657	1:17.470	1:34.721	53.466	109.8	3:45.657
2	1	3:21.677	57.431	1:32.191	52.055	125.0	7:07.334
3	1	3:13.348	55.539	1:28.206	49.603	130.4	10:20.682
4	1	3:09.714	53.728	1:27.060	48.926	132.9	13:30.396
5	1	3:07.261	53.374	1:25.335	48.552	134.6	16:37.657
6	1	3:25.214 B	53.140	1:25.029	1:07.045	122.9	20:02.871

354 1. Jan VAN ELDEREN
 Ford Sierra Cosworth RS 3E

1	1	3:41.024	1:06.991	1:39.905	54.128	112.1	3:41.024
2	1	3:19.312	55.942	1:32.349	51.021	126.5	7:00.336
3	1	3:10.500	52.579	1:29.109	48.812	132.4	10:10.836
4	1	3:03.122	50.869	1:25.923	46.330	137.7	13:13.958
5	1	3:00.552	49.739	1:23.892	46.921	139.7	16:14.510
6	1	2:57.971	50.083	1:22.417	45.471	141.7	19:12.481
7	1	2:52.160	48.638	1:19.553	43.969	146.5	22:04.641
8	1	2:50.872	47.441	1:19.278	44.153	147.6	24:55.513
9	1	2:54.021	48.791	1:21.019	44.211	144.9	27:49.534
10	1	2:51.202	47.997	1:18.469	44.736	147.3	30:40.736
11	1	2:52.868	48.192	1:19.377	45.299	145.9	33:33.604

