


# Belcar Historic Cup SPA SUMMER CLASSIC Race 1

## Sector Analysis

— Invalidated Lap    ■ Personal Best    ■ Session Best    ■ Crossing the pit lane

Lap	D	Time	Sector 1	Sector 2	Sector 3	Kph	Elapsed	Lap	D	Time	Sector 1	Sector 2	Sector 3	Kph	Elapsed
<b>1</b> 1.Bas VAN ELDEREN <span style="float: right;">FORD Escort RS1600 C</span>								1	1	3:34.119	51.508	1:35.155	1:07.456	115.7	3:34.119
1	1	4:19.050	1:34.274	1:40.053	1:04.723	95.6	4:19.050	2	1	4:35.713 <b>B</b>	1:52.074	1:46.471	57.168	91.5	8:09.832
2	1	5:14.532 <b>B</b>	2:43.049	1:37.628	53.855	80.2	9:33.582	3	1	3:35.208	1:02.163	1:33.563	59.482	117.2	11:45.040
3	1	3:29.504	59.824	1:35.727	53.953	120.4	13:03.086	4	1	2:51.288	49.396	1:18.290	43.602	147.2	14:36.328
4	1	3:08.950	54.838	<b>1:24.315</b>	49.797	133.4	16:12.036	5	1	<b>2:48.653</b>	<b>48.251</b>	1:17.054	<b>43.348</b>	149.5	17:24.981
5	1	3:12.203	54.266	1:28.112	49.825	131.2	19:24.239	6	1	2:51.316	49.269	1:18.029	44.018	147.2	20:16.297
6	1	3:19.616	54.181	1:32.584	52.851	126.3	22:43.855	7	1	3:26.617	55.477	1:36.359	54.781	122.0	23:42.914
7	1	3:23.094	1:00.491	1:30.014	52.589	124.2	26:06.949	8	1	3:47.341	58.802	1:54.308	54.231	110.9	27:30.255
8	1	3:15.212	59.347	1:27.366	48.499	129.2	29:22.161	9	1	2:51.407	50.882	<b>1:17.012</b>	43.513	147.1	30:21.662
9	1	<b>3:06.028</b>	<b>53.471</b>	1:24.851	<b>47.706</b>	135.5	32:28.189	<b>6</b> 1.Guy DE BAER <span style="float: right;">FORD GT40 E</span>							
<b>2</b> 1.Luc MOORTGAT <span style="float: right;">PORSCHE 964 E</span>								1	1	4:12.034	1:27.634	1:37.394	1:07.006	98.3	4:12.034
1	1	3:40.217	53.550	1:36.609	1:10.058	112.5	3:40.217	2	1	5:07.968 <b>B</b>	2:40.198	1:34.970	52.800	81.9	9:20.002
2	1	4:35.399 <b>B</b>	1:56.984	1:39.799	58.616	91.6	8:15.616	3	1	3:26.093	1:00.582	1:31.738	53.773	122.3	12:46.095
3	1	3:29.783	1:02.184	1:31.266	56.333	120.2	11:45.399	4	1	3:20.015	55.680	<b>1:31.041</b>	53.294	126.1	16:06.110
4	1	2:51.146	49.298	1:18.318	43.530	147.3	14:36.545	5	1	3:21.103	56.363	1:33.321	51.419	125.4	19:27.213
5	1	2:50.107	48.878	1:17.292	43.937	148.2	17:26.652	6	1	3:25.506	<b>54.480</b>	1:39.186	51.840	122.7	22:52.719
6	1	2:50.058	<b>47.932</b>	1:18.523	43.603	148.3	20:16.710	7	1	3:21.953	55.109	1:35.557	51.287	124.9	26:14.672
7	1	3:27.017	56.653	1:36.032	54.332	121.8	23:43.727	8	1	3:18.388	55.634	1:32.208	50.546	127.1	29:33.060
8	1	3:46.877	58.760	1:54.839	53.278	111.1	27:30.604	9	1	<b>3:17.167</b>	55.040	1:32.198	<b>49.929</b>	127.9	32:50.227
9	1	<b>2:48.977</b>	50.098	<b>1:15.799</b>	<b>43.080</b>	149.2	30:19.581	<b>7</b> 1.Luc GEEBELEN <span style="float: right;">PORSCHE 911 C</span>							
<b>3</b> 1.Samuel VERHEGGEN <span style="float: right;">MERCEDES 190 2.5-16V D</span>								1	1	4:05.836	1:22.359	1:34.901	1:08.576	100.8	4:05.836
1	1	3:43.632	56.062	1:37.006	1:10.564	110.8	3:43.632	2	1	5:03.628 <b>B</b>	2:38.001	1:33.205	52.422	83.0	9:09.464
2	1	4:36.520 <b>B</b>	1:58.682	1:37.569	1:00.269	91.2	8:20.152	3	1	3:20.654	57.540	<b>1:30.863</b>	52.251	125.7	12:30.118
3	1	3:30.295	1:01.662	1:30.063	58.570	119.9	11:50.447	4	1	3:19.855	57.334	1:30.977	51.544	126.2	15:49.973
4	1	2:57.781	50.914	1:20.660	46.207	141.8	14:48.228	5	1	3:19.108	55.733	1:32.549	50.826	126.6	19:09.081
5	1	<b>2:56.522</b>	51.064	<b>1:19.258</b>	46.200	142.8	17:44.750	6	1	3:18.089	55.653	1:31.245	51.191	127.3	22:27.170
6	1	2:59.040	<b>50.646</b>	1:21.380	47.014	140.8	20:43.790	7	1	3:19.196	55.153	1:31.408	52.635	126.6	25:46.366
7	1	3:15.702	53.447	1:24.891	57.364	128.8	23:59.492	8	1	3:21.668	57.127	1:32.063	52.478	125.0	29:08.034
8	1	3:41.963	55.011	1:52.649	54.303	113.6	27:41.455	9	1	<b>3:16.503</b>	<b>54.885</b>	1:31.352	<b>50.266</b>	128.3	32:24.537
9	1	2:58.107	51.802	1:21.295	<b>45.010</b>	141.6	30:39.562	<b>13</b> 1.Graham WILSON 3.Tim MORLEY <span style="float: right;">LOTUS Elan B</span> 2.David PITTARD							
<b>4</b> 1.Guy FRANCOIS <span style="float: right;">NISSAN Primera BTCC C</span>								1	1	4:15.567	1:31.320	1:38.522	1:05.725	96.9	4:15.567
1	1	3:45.281	56.556	1:37.912	1:10.813	110.0	3:45.281	2	1	5:11.394 <b>B</b>	2:42.286	1:35.778	53.330	81.0	9:26.961
2	1	4:37.658 <b>B</b>	2:05.604	1:30.615	1:01.439	90.8	8:22.939	3	1	3:26.269	1:00.930	1:33.899	51.440	122.2	12:53.230
3	1	3:28.370	59.787	1:29.964	58.619	121.0	11:51.309	4	1	3:00.813	<b>50.800</b>	1:23.998	<b>46.015</b>	139.4	15:54.043
4	1	<b>2:53.522</b>	50.814	<b>1:18.079</b>	<b>44.629</b>	145.3	14:44.831	5	1	<b>3:00.686</b>	51.824	1:22.844	46.018	139.5	18:54.729
5	1	2:54.094	<b>49.217</b>	1:19.132	45.745	144.8	17:38.925	6	1	3:04.161	50.888	1:24.164	49.109	136.9	21:58.890
6	1	2:57.908	50.262	1:21.006	46.640	141.7	20:36.833	7	1	3:21.960	57.593	1:31.476	52.891	124.8	25:20.850
7	1	3:19.352	57.222	1:24.055	58.075	126.5	23:56.185	8	1	3:12.928	58.792	1:26.315	47.821	130.7	28:33.778
8	1	3:41.073	53.756	1:54.159	53.158	114.1	27:37.258	9	1	3:02.871	55.670	<b>1:21.145</b>	46.056	137.9	31:36.649
9	1	2:56.829	50.676	1:20.552	45.601	142.6	30:34.087	<b>17</b> 1.Eric NULENS <span style="float: right;">PORSCHE 964 E</span> 2.Erik BRUYNOGHE							
<b>5</b> 1.Evertjan ALDERS <span style="float: right;">BMW E30 329i E</span>								1	1	3:36.199	52.213	1:35.787	1:08.199	114.6	3:36.199
1	1	3:36.199	52.213	1:35.787	1:08.199	114.6	3:36.199	2	1	4:35.072 <b>B</b>	1:54.224	1:42.705	58.143	91.7	8:11.271
2	1	4:35.072 <b>B</b>	1:54.224	1:42.705	58.143	91.7	8:11.271	3	1	3:34.536	1:01.568	1:33.343	59.625	117.5	11:45.807
3	1	3:34.536	1:01.568	1:33.343	59.625	117.5	11:45.807	4	1	2:56.533	49.547	1:21.698	45.288	142.8	14:42.340
4	1	2:56.533	49.547	1:21.698	45.288	142.8	14:42.340								




# Belcar Historic Cup SPA SUMMER CLASSIC Race 1

## Sector Analysis

— Invalidated Lap    ■ Personal Best    ■ Session Best    ■ Crossing the pit lane

Lap	D	Time	Sector 1	Sector 2	Sector 3	Kph	Elapsed	Lap	D	Time	Sector 1	Sector 2	Sector 3	Kph	Elapsed
5	1	2:55.184	49.267	1:20.558	45.359	143.9	17:37.524								
6	1	2:57.205	49.263	1:22.067	45.875	142.3	20:34.729								
7	1	3:14.148	49.481	1:27.257	57.410	129.9	23:48.877								
8	1	3:44.664	56.192	1:55.174	53.298	112.2	27:33.541								
9	1	<b>2:54.177</b>	<b>49.209</b>	<b>1:19.904</b>	<b>45.064</b>	144.8	30:27.718								
<b>21</b> 1. Eric DAMSEAUX AUSTIN Mini Cooper S A															
1	1	4:10.138	1:25.503	1:36.491	1:08.144	99.0	4:10.138								
2	1	5:06.833 B	2:39.219	1:34.600	53.014	82.2	9:16.971								
3	1	3:22.222	1:01.820	1:29.465	50.937	124.7	12:39.193								
4	1	3:17.942	57.454	1:29.914	<b>50.574</b>	127.4	15:57.135								
5	1	3:16.706	57.327	<b>1:27.932</b>	51.447	128.2	19:13.841								
6	1	3:19.424	57.200	1:30.299	51.925	126.4	22:33.265								
7	1	3:20.301	57.794	1:30.632	51.875	125.9	25:53.566								
8	1	3:17.326	57.847	1:28.875	50.604	127.8	29:10.892								
9	1	<b>3:16.589</b>	<b>57.144</b>	1:28.601	50.844	128.3	32:27.481								
<b>22</b> 1. Anthony VONK BMW 635csi E 2. Ben THAENS															
1	2	3:49.523	59.810	1:39.456	1:10.257	107.9	3:49.523								
2	2	4:39.421 B	2:11.641	1:24.155	1:03.625	90.2	8:28.944								
3	2	3:26.885	57.172	1:29.908	59.805	121.9	11:55.829								
4	2	2:55.932	50.305	1:19.508	46.119	143.3	14:51.761								
5	2	2:53.441	<b>49.676</b>	<b>1:18.421</b>	45.344	145.4	17:45.202								
6	2	<b>2:52.792</b>	49.847	1:18.484	<b>44.461</b>	145.9	20:37.994								
7	2	3:19.498	57.598	1:24.254	57.646	126.4	23:57.492								
8	2	3:41.227	53.867	1:53.675	53.685	114.0	27:38.719								
9	2	2:55.762	49.737	1:21.018	45.007	143.5	30:34.481								
<b>26</b> 1. Marc VANDENDIJK LOTUS Elan B															
1	1	4:16.235	1:31.907	1:41.573	1:02.755	96.7	4:16.235								
2	1	5:16.558 B	2:43.407	1:39.607	53.544	79.7	9:32.793								
3	1	3:29.777	58.877	<b>1:37.072</b>	53.828	120.2	13:02.570								
4	1	3:32.376	1:00.885	1:38.287	53.204	118.7	16:34.946								
5	1	3:33.980	58.818	1:40.025	55.137	117.8	20:08.926								
6	1	<b>3:28.689</b>	<b>57.371</b>	1:37.390	53.928	120.8	23:37.615								
7	1	3:51.165	59.787	1:53.617	57.761	109.1	27:28.780								
8	1	3:30.400	1:00.358	1:37.109	<b>52.933</b>	119.8	30:59.180								
<b>30</b> 1. Dirk VAN ROMPUY BMW E30 M3 D 2. Tom VAN ROMPUY															
1	1	3:29.239	49.570	1:34.391	1:05.278	118.4	3:29.239								
2	1	4:35.616 B	1:49.182	1:51.061	55.373	91.5	8:04.855								
3	1	3:41.578 B	1:02.341	1:35.342	1:03.895	113.8	11:46.433								
4	1	3:01.000	57.699	1:18.671	44.630	139.3	14:47.433								
5	1	2:51.742	<b>48.222</b>	1:18.392	45.128	146.8	17:39.175								
6	1	2:52.678	48.656	1:19.708	44.314	146.0	20:31.853								
7	1	3:16.761	48.358	1:30.853	57.550	128.1	23:48.614								
8	1	3:44.681	56.028	1:54.914	53.739	112.2	27:33.295								
9	1	<b>2:50.456</b>	48.727	<b>1:18.002</b>	<b>43.727</b>	147.9	30:23.751								
<b>33</b> 1. Tim KUIJL BMW E36 325i D															
1	1	3:38.982	53.186	1:36.114	1:09.682	113.1	3:38.982								
2	1	4:35.473 B	1:54.933	1:42.055	58.485	91.5	8:14.455								
3	1	3:28.885	1:02.178	1:31.878	54.829	120.7	11:43.340								
4	1	2:48.292	49.288	1:15.734	<b>43.270</b>	149.8	14:31.632								
5	1	<b>2:47.202</b>	<b>48.281</b>	<b>1:14.875</b>	44.046	150.8	17:18.834								
6	1	2:49.077	48.762	1:15.827	44.488	149.1	20:07.911								
7	1	3:08.816	52.151	1:26.627	50.038	133.5	23:16.727								
8	1	4:08.437	1:04.085	2:09.258	55.094	101.5	27:25.164								
9	1	2:51.015	50.749	1:16.411	43.855	147.4	30:16.179								
<b>36</b> 1. Leonard BATENBURG BMW E30 M3 Y															
1	1	3:31.438	50.477	1:34.934	1:06.027	117.2	3:31.438								
2	1	4:35.586 B	1:48.311	1:50.834	56.441	91.5	8:07.024								
3	1	3:35.302	1:01.825	1:34.818	58.659	117.1	11:42.326								
4	1	2:46.423	48.599	1:15.332	42.492	151.5	14:28.749								
5	1	2:45.316	48.145	1:14.838	<b>42.333</b>	152.5	17:14.065								
6	1	<b>2:44.497</b>	<b>47.715</b>	<b>1:14.292</b>	42.490	153.3	19:58.562								
7	1	3:13.640	50.436	1:29.973	53.231	130.2	23:12.202								
8	1	4:09.600	1:07.551	2:08.703	53.346	101.0	27:21.802								
9	1	2:45.928	47.806	1:14.852	43.270	152.0	30:07.730								
<b>40</b> 1. Filip MAHIEU TRIUMPH TR 3 A D 2. Wouter MAHIEU															
1	2	4:40.131	1:39.317	2:00.900	59.914	88.4	4:40.131								
2	2	5:12.936 B	2:30.458	1:43.084	59.394	80.6	9:53.067								
3	2	3:45.817	1:06.989	1:41.870	56.958	111.7	13:38.884								
4	2	3:38.261	1:03.005	1:38.597	56.659	115.5	17:17.145								
5	2	3:39.910	1:03.107	1:40.275	56.528	114.7	20:57.055								
6	2	<b>3:36.661</b>	<b>1:02.767</b>	<b>1:37.881</b>	<b>56.013</b>	116.4	24:33.716								
7	2	3:37.291	1:02.821	1:37.947	56.523	116.0	28:11.007								
<b>43</b> 1. Dean RIMBERT BMW E30 318is D															
1	1	3:49.959	1:00.069	1:39.589	1:10.301	107.7	3:49.959								
2	1	4:39.522 B	2:11.814	1:23.936	1:03.772	90.2	8:29.481								
3	1	3:27.399	57.255	1:29.675	1:00.469	121.6	11:56.880								
4	1	2:58.050	52.087	1:19.688	46.275	141.6	14:54.930								
5	1	<b>2:56.560</b>	52.255	1:18.834	<b>45.471</b>	142.8	17:51.490								
6	1	3:00.420	<b>51.859</b>	<b>1:18.752</b>	49.809	139.8	20:51.910								
7	1	3:11.849	53.063	1:22.519	56.267	131.4	24:03.759								
8	1	3:42.158	54.173	1:53.447	54.538	113.5	27:45.917								
9	1	2:57.909	51.957	1:19.908	46.044	141.7	30:43.826								
<b>44</b> 1. Emiel DE WEERDT FORD GT40 E															
1	1	3:56.339	1:04.328	1:39.098	1:12.913	104.8	3:56.339								
2	1	4:40.356 B	2:21.057	1:27.375	51.924	89.9	8:36.695								



# Belcar Historic Cup SPA SUMMER CLASSIC Race 1

## Sector Analysis

— Invalidated Lap    ■ Personal Best    ■ Session Best    ■ Crossing the pit lane

Lap	D	Time	Sector 1	Sector 2	Sector 3	Kph	Elapsed	Lap	D	Time	Sector 1	Sector 2	Sector 3	Kph	Elapsed
3	1	3:26.098	55.997	1:28.788	1:01.313	122.3	12:02.793								
4	1	<b>3:00.908</b>	<b>49.685</b>	<b>1:24.099</b>	<b>47.124</b>	139.4	15:03.701								
5	1	9:58.145 <b>B</b>	54.215	1:34.777	7:29.153	42.2	25:01.846								
6	1	5:08.658	2:44.225	1:32.900	51.533	81.7	30:10.504								

53		1. Wim KUIJL <span style="float: right;">E</span>														
FORD Capri 2600 RS Westlake																
1	1	3:30.924	50.041	1:34.855	1:06.028	117.5	3:30.924									
2	1	4:35.418 <b>B</b>	1:48.099	1:51.044	56.275	91.5	8:06.342									
3	1	3:41.580 <b>B</b>	1:01.936	1:34.968	1:04.676	113.8	11:47.922									
4	1	2:55.625	55.852	1:16.745	43.028	143.6	14:43.547									
5	1	<b>2:44.485</b>	47.707	<b>1:15.141</b>	<b>41.637</b>	153.3	17:28.032									
6	1	2:45.782	<b>46.396</b>	1:16.304	43.082	152.1	20:13.814									
7	1	3:24.329	52.827	1:38.567	52.935	123.4	23:38.143									
8	1	3:51.336	59.624	1:54.672	57.040	109.0	27:29.479									
9	1	2:45.691	47.018	1:15.584	43.089	152.2	30:15.170									

54		1. Stefan KREMER <span style="float: right;">B</span>														
LOTUS Europa S2																
1	1	4:09.076	1:24.421	1:36.351	1:08.304	99.5	4:09.076									
2	1	5:07.172 <b>B</b>	2:37.509	1:34.756	54.907	82.1	9:16.248									
3	1	<b>3:22.287</b>	58.758	1:31.153	<b>52.376</b>	124.6	12:38.535									
4	1	3:25.008	<b>56.882</b>	1:33.062	55.064	123.0	16:03.543									
5	1	13:14.193 <b>B</b>	57.864	<b>1:29.560</b>	...	31.7	29:17.736									
6	1	4:13.001	1:44.075	1:33.361	55.565	99.7	33:30.737									

55		1. Dieter KUIJL <span style="float: right;">E</span>														
FORD Capri 2600 RS Westlake																
1	1	3:47.679	58.145	1:38.283	1:11.251	108.8	3:47.679									
2	1	4:37.311 <b>B</b>	2:06.811	1:28.679	1:01.821	90.9	8:24.990									
3	1	3:28.817	59.488	1:30.482	58.847	120.7	11:53.807									
4	1	2:57.175	50.352	1:20.840	45.983	142.3	14:50.982									
5	1	<b>2:55.796</b>	<b>49.730</b>	<b>1:20.768</b>	<b>45.298</b>	143.4	17:46.778									
6	1	2:57.449	50.264	1:21.301	45.884	142.1	20:44.227									
7	1	3:16.014	53.616	1:24.926	57.472	128.6	24:00.241									
8	1	3:41.582	55.008	1:52.935	53.639	113.8	27:41.823									
9	1	2:56.858	49.902	1:21.586	45.370	142.6	30:38.681									

56		1. Pieter DIERCKX <span style="float: right;">D</span>														
BMW E36 325i																
1	1	3:54.413	1:03.040	1:38.723	1:12.650	105.7	3:54.413									
2	1	4:38.482 <b>B</b>	2:19.464	1:24.176	54.842	90.5	8:32.895									
3	1	3:26.338	57.341	1:28.465	1:00.532	122.2	11:59.233									
4	1	3:06.111	53.519	1:24.452	48.140	135.5	15:05.344									
5	1	<b>3:01.853</b>	<b>53.480</b>	1:21.428	<b>46.945</b>	138.7	18:07.197									
6	1	3:03.693	53.654	1:20.792	49.247	137.3	21:10.890									
7	1	3:25.707	54.407	1:35.320	55.980	122.6	24:36.597									
8	1	3:34.999	1:03.119	1:37.181	54.699	117.3	28:11.596									
9	1	3:02.244	53.817	<b>1:20.529</b>	47.898	138.4	31:13.840									


60		1. Steven GUILLEMIJN <span style="float: right;">C</span>														
SKODA Octavia																
1	1	4:04.032	1:17.855	1:34.297	1:11.880	101.5	4:04.032									
2	1	5:00.857 <b>B</b>	2:35.151	1:31.588	54.118	83.8	9:04.889									
3	1	3:18.081	58.046	1:29.329	50.706	127.3	12:22.970									
4	1	3:15.109	56.564	1:28.151	50.394	129.2	15:38.079									
5	1	<b>3:12.092</b>	<b>55.789</b>	1:25.967	50.336	131.3	18:50.171									
6	1	3:14.729	57.412	1:25.682	51.635	129.5	22:04.900									
7	1	3:17.070	57.994	1:27.437	51.639	127.9	25:21.970									
8	1	3:15.200	58.980	1:26.298	<b>49.922</b>	129.2	28:37.170									
9	1	3:12.802	56.199	<b>1:25.430</b>	51.173	130.8	31:49.972									

61		1. Juri VAN NIEUWENBORG <span style="float: right;">D</span>														
BMW E30 325i																
1	1	3:45.762	56.433	1:38.387	1:10.942	109.7	3:45.762									
2	1	4:37.598 <b>B</b>	2:05.488	1:30.698	1:01.412	90.8	8:23.360									
3	1	3:28.878	59.911	1:29.919	59.048	120.7	11:52.238									
4	1	2:59.988	51.400	1:20.875	47.713	140.1	14:52.226									
5	1	2:57.356	51.421	<b>1:19.757</b>	46.178	142.2	17:49.582									
6	1	3:01.743	<b>51.303</b>	1:20.951	49.489	138.7	20:51.325									
7	1	3:12.020	52.867	1:22.719	56.434	131.3	24:03.345									
8	1	3:42.518	53.898	1:53.607	55.013	113.3	27:45.863									
9	1	<b>2:57.145</b>	51.530	1:20.088	<b>45.527</b>	142.3	30:43.008									

66		1. Patrick VERBELEN <span style="float: right;">E</span>														
NISSAN 200SX																
1	1	3:40.724	53.723	1:36.774	1:10.227	112.2	3:40.724									
2	1	4:35.606 <b>B</b>	1:57.105	1:39.615	58.886	91.5	8:16.330									
3	1	3:30.532	1:02.069	1:31.072	57.391	119.8	11:46.862									
4	1	<b>2:55.069</b>	50.215	<b>1:20.391</b>	<b>44.463</b>	144.0	14:41.931									
5	1	2:56.360	<b>49.939</b>	1:20.882	45.539	143.0	17:38.291									
6	1	2:56.885	49.987	1:20.908	45.990	142.5	20:35.176									
7	1	3:14.566	51.202	1:25.707	57.657	129.6	23:49.742									
8	1	3:44.649	56.249	1:55.108	53.292	112.2	27:34.391									
9	1	2:57.626	51.269	1:21.270	45.087	142.0	30:32.017									

69		1. Ben THAENS 2. Bert THEUNISSEN <span style="float: right;">D</span>														
BMW E36 325i																
1	2	4:19.799	1:35.777	1:44.588	59.434	95.4	4:19.799									
2	2	5:14.552 <b>B</b>	2:44.327	1:36.213	54.012	80.2	9:34.351									
3	2	3:28.982	1:00.075	1:35.248	53.659	120.7	13:03.333									
4	2	3:09.095	58.304	1:21.659	49.132	133.3	16:12.428									
5	2	3:00.955	52.690	1:21.255	47.010	139.3	19:13.383									
6	2	3:02.141	<b>51.882</b>	1:22.838	47.421	138.4	22:15.524									
7	2	3:08.218	52.128	1:25.912	50.178	134.0	25:23.742									
8	2	3:13.880	58.660	1:25.826	49.394	130.1	28:37.622									
9	2	<b>2:56.882</b>	52.511	<b>1:18.812</b>	<b>45.559</b>	142.5	31:34.504									

75		1. Thierry DE BONHOME 2. Guy BRIEVEN <span style="float: right;">A</span>														
CITROEN AX Sport																




# Belcar Historic Cup SPA SUMMER CLASSIC Race 1

## Sector Analysis

— Invalidated Lap    ■ Personal Best    ■ Session Best    B Crossing the pit lane

Lap	D	Time	Sector 1	Sector 2	Sector 3	Kph	Elapsed	Lap	D	Time	Sector 1	Sector 2	Sector 3	Kph	Elapsed
77 1. Ilaria STALLIVIERE RENAULT Clio C															
1	1	5:31.059 B	1:32.769	2:11.254	1:47.036	74.8	5:31.059	7	1	3:14.918	52.111	1:25.484	57.323	129.4	23:50.200
2	1	4:14.384	1:29.901	1:39.533	1:04.950	97.4	4:14.384	8	1	3:44.571	56.405	1:55.294	52.872	112.3	27:34.771
3	1	5:12.340 B	2:42.382	1:36.540	53.418	80.7	9:26.724	9	1	2:55.996	51.616	1:19.914	44.466	143.3	30:30.767
4	1	3:27.290	1:00.791	1:34.037	52.462	121.6	12:54.014	1	1	4:01.625	1:15.872	1:33.533	1:12.220	102.5	4:01.625
5	1	3:25.108	1:00.380	1:31.498	53.230	122.9	16:19.122	2	1	4:56.428 B	2:32.706	1:31.193	52.529	85.1	8:58.053
6	1	3:24.314	59.836	1:30.963	53.515	123.4	19:43.436	3	1	3:16.717	58.359	1:27.319	51.039	128.2	12:14.770
7	1	3:28.007	1:00.225	1:34.264	53.518	121.2	23:11.443	4	1	3:12.840	57.811	1:25.392	49.637	130.8	15:27.610
8	1	4:13.731	1:09.062	2:08.812	55.857	99.4	27:25.174	5	1	3:12.513	56.009	1:25.698	50.806	131.0	18:40.123
9	1	3:24.859	59.458	1:32.796	52.605	123.1	30:50.033	6	1	3:16.742	56.957	1:27.934	51.851	128.2	21:56.865
81 1. Fred BOUVY VOLVO 240 Turbo E															
1	1	3:28.464	46.183	1:36.771	1:05.510	118.8	3:28.464	7	1	3:23.375	58.333	1:31.555	53.487	124.0	25:20.240
2	1	4:35.716 B	1:48.490	1:51.445	55.781	91.4	8:04.180	8	1	3:13.959	58.305	1:25.877	49.777	130.0	28:34.199
3	1	3:39.557 B	1:01.788	1:35.852	1:01.917	114.8	11:43.737	9	1	3:09.896	57.181	1:23.794	48.921	132.8	31:44.095
82 1. Xavier MARTENS PORSCHE 911 RS E															
1	1	3:55.595	1:03.884	1:38.856	1:12.855	105.2	3:55.595	1	1	3:37.407	52.737	1:36.142	1:08.528	114.0	3:37.407
2	1	4:40.034 B	2:19.717	1:25.433	54.884	90.0	8:35.629	2	1	4:36.242 B	1:55.792	1:42.190	58.260	91.3	8:13.649
3	1	3:25.418	55.793	1:29.012	1:00.613	122.7	12:01.047	3	1	3:31.302	1:02.242	1:31.876	57.184	119.3	11:44.951
4	1	2:59.621	51.204	1:22.689	45.728	140.4	15:00.668	4	1	2:49.070	48.890	1:17.175	43.005	149.1	14:34.021
5	1	3:00.531	51.336	1:23.122	46.073	139.7	18:01.199	5	1	2:50.531	48.345	1:18.531	43.655	147.9	17:24.552
6	1	3:05.720	51.417	1:24.049	50.254	135.8	21:06.919	6	1	2:51.287	48.617	1:18.599	44.071	147.2	20:15.839
7	1	3:28.566	56.154	1:36.594	55.818	120.9	24:35.485	7	1	3:23.988	53.728	1:37.427	52.833	123.6	23:39.827
8	1	3:35.730	1:03.417	1:37.364	54.949	116.9	28:11.215	8	1	3:50.231	1:01.141	1:53.234	55.856	109.5	27:30.058
9	1	3:03.159	51.391	1:22.912	48.856	137.7	31:14.374	9	1	2:49.809	48.159	1:17.778	43.872	148.5	30:19.867
89 1. Matthias VAN HOOL RENAULT Clio C															
1	1	4:00.392	1:14.119	1:33.178	1:13.095	103.1	4:00.392	1	1	3:52.214	1:01.579	1:39.368	1:11.267	106.7	3:52.214
2	1	4:49.158 B	2:32.334	1:26.541	50.283	87.2	8:49.550	2	1	4:39.563 B	2:14.988	1:25.405	59.170	90.2	8:31.777
3	1	3:17.106	57.075	1:23.594	56.437	127.9	12:06.656	3	1	3:26.431	56.418	1:30.093	59.920	122.1	11:58.208
4	1	3:03.089	54.433	1:21.663	46.993	137.7	15:09.745	4	1	2:59.304	51.714	1:21.277	46.313	140.6	14:57.512
5	1	3:01.666	53.641	1:21.021	47.004	138.8	18:11.411	5	1	3:00.922	51.517	1:21.829	47.576	139.4	17:58.434
6	1	3:04.982	53.011	1:22.412	49.559	136.3	21:16.393	6	1	3:04.135	51.948	1:23.869	48.318	136.9	21:02.569
7	1	3:23.718	56.041	1:31.243	56.434	123.8	24:40.111	7	1	3:31.811	57.783	1:38.005	56.023	119.0	24:34.380
8	1	3:33.378	1:02.626	1:37.429	53.323	118.2	28:13.489	8	1	3:34.363	1:02.956	1:37.952	53.455	117.6	28:08.743
9	1	3:02.682	53.523	1:21.620	47.539	138.0	31:16.171	9	1	3:03.856	52.582	1:23.488	47.786	137.1	31:12.599
94 1. Gust VAN HAELST MAZDA RX3 D															
1	1	3:42.346	54.808	1:36.908	1:10.630	111.4	3:42.346	1	1	4:03.437	1:16.793	1:34.441	1:12.203	101.8	4:03.437
2	1	4:35.628 B	1:57.098	1:39.181	59.349	91.5	8:17.974	2	1	5:00.699 B	2:34.358	1:32.081	54.260	83.9	9:04.136
3	1	3:30.356	1:01.869	1:30.942	57.545	119.9	11:48.330	3	1	3:17.343	58.100	1:28.828	50.415	127.8	12:21.479
4	1	2:54.400	49.560	1:19.901	44.939	144.6	14:42.730	4	1	3:10.577	57.739	1:25.268	47.570	132.3	15:32.056
5	1	2:56.584	49.980	1:20.749	45.855	142.8	17:39.314	5	1	3:07.628	54.931	1:23.327	49.370	134.4	18:39.684
6	1	2:55.968	49.710	1:20.708	45.550	143.3	20:35.282	6	1	3:16.250	54.744	1:28.665	52.841	128.5	21:55.934
								7	1	3:23.014	58.046	1:32.138	52.830	124.2	25:18.948
								8	1	3:14.502	58.867	1:25.491	50.144	129.6	28:33.450
								9	1	3:09.904	57.837	1:24.120	47.947	132.8	31:43.354
95 1. Ruben MOORTGAT RENAULT Clio C															
1	1	4:01.625	1:15.872	1:33.533	1:12.220	102.5	4:01.625	1	1	4:03.437	1:16.793	1:34.441	1:12.203	101.8	4:03.437
2	1	4:56.428 B	2:32.706	1:31.193	52.529	85.1	8:58.053	2	1	5:00.699 B	2:34.358	1:32.081	54.260	83.9	9:04.136
3	1	3:16.717	58.359	1:27.319	51.039	128.2	12:14.770	3	1	3:17.343	58.100	1:28.828	50.415	127.8	12:21.479
4	1	3:12.840	57.811	1:25.392	49.637	130.8	15:27.610	4	1	3:10.577	57.739	1:25.268	47.570	132.3	15:32.056
5	1	3:12.513	56.009	1:25.698	50.806	131.0	18:40.123	5	1	3:07.628	54.931	1:23.327	49.370	134.4	18:39.684
6	1	3:16.742	56.957	1:27.934	51.851	128.2	21:56.865	6	1	3:16.250	54.744	1:28.665	52.841	128.5	21:55.934
7	1	3:23.375	58.333	1:31.555	53.487	124.0	25:20.240	7	1	3:23.014	58.046	1:32.138	52.830	124.2	25:18.948
8	1	3:13.959	58.305	1:25.877	49.777	130.0	28:34.199	8	1	3:14.502	58.867	1:25.491	50.144	129.6	28:33.450
9	1	3:09.896	57.181	1:23.794	48.921	132.8	31:44.095	9	1	3:09.904	57.837	1:24.120	47.947	132.8	31:43.354
97 1. Luc BRANCKAERTS CHEVROLET Corvette E															
1	1	3:37.407	52.737	1:36.142	1:08.528	114.0	3:37.407	1	1	4:03.437	1:16.793	1:34.441	1:12.203	101.8	4:03.437
2	1	4:36.242 B	1:55.792	1:42.190	58.260	91.3	8:13.649	2	1	5:00.699 B	2:34.358	1:32.081	54.260	83.9	9:04.136
3	1	3:31.302	1:02.242	1:31.876	57.184	119.3	11:44.951	3	1	3:17.343	58.100	1:28.828	50.415	127.8	12:21.479
4	1	2:49.070	48.890	1:17.175	43.005	149.1	14:34.021	4	1	3:10.577	57.739	1:25.268	47.570	132.3	15:32.056
5	1	2:50.531	48.345	1:18.531	43.655	147.9	17:24.552	5	1	3:07.628	54.931	1:23.327	49.370	134.4	18:39.684
6	1	2:51.287	48.617	1:18.599	44.071	147.2	20:15.839	6	1	3:16.250	54.744	1:28.665	52.841	128.5	21:55.934
7	1	3:23.988	53.728	1:37.427	52.833	123.6	23:39.827	7	1	3:23.014	58.046	1:32.138	52.830	124.2	25:18.948
8	1	3:50.231	1:01.141	1:53.234	55.856	109.5	27:30.058	8	1	3:14.502	58.867	1:25.491	50.144	129.6	28:33.450
9	1	2:49.809	48.159	1:17.778	43.872	148.5	30:19.867	9	1	3:09.904	57.837	1:24.120	47.947	132.8	31:43.354
112 1. Tony KEVERS VOLKSWAGEN Golf II C															
1	1	3:52.214	1:01.579	1:39.368	1:11.267	106.7	3:52.214	1	1	4:03.437	1:16.793	1:34.441	1:12.203	101.8	4:03.437
2	1	4:39.563 B	2:14.988	1:25.405	59.170	90.2	8:31.777	2	1	5:00.699 B	2:34.358	1:32.081	54.260	83.9	9:04.136
3	1	3:26.431	56.418	1:30.093	59.920	122.1	11:58.208	3	1	3:17.343	58.100	1:28.828	50.415	127.8	12:21.479
4	1	2:59.304	51.714	1:21.277	46.313	140.6	14:57.512	4	1	3:10.577	57.739	1:25.268	47.570	132.3	15:32.056
5	1	3:00.922	51.517	1:21.829	47.576	139.4	17:58.434	5	1	3:07.628	54.931	1:23.327	49.370	134.4	18:39.684
6	1	3:04.135	51.948	1:23.869	48.318	136.9	21:02.569	6	1	3:16.250	54.744	1:28.665	52.841	128.5	21:55.934
7	1	3:31.811	57.783	1:38.005	56.023	119.0	24:34.380	7	1	3:23.014	58.046	1:32.138	52.830	124.2	25:18.948
8	1	3:34.363	1:02.956	1:37.952	53.455	117.6	28:08.743	8	1	3:14.502	58.867	1:25.491	50.144	129.6	28:33.450
9	1	3:03.856	52.582	1:23.488	47.786	137.1	31:12.599	9	1	3:09.904	57.837	1:24.120	47.947	132.8	31:43.354
120 1. Sidney DIELEMAN BMW E30 325i D															
1	1	4:03.437	1:16.793	1:34.441	1:12.203	101.8	4:03.437	1	1	4:03.437	1:16.793	1:34.441			




# Belcar Historic Cup SPA SUMMER CLASSIC Race 1

## Sector Analysis

— Invalidated Lap    ■ Personal Best    ■ Session Best    ■ Crossing the pit lane

Lap	D	Time	Sector 1	Sector 2	Sector 3	Kph	Elapsed	Lap	D	Time	Sector 1	Sector 2	Sector 3	Kph	Elapsed		
<b>121</b>	1. David POTTERS							PEUGEOT 205									
							C										
	1	1	3:58.070	1:05.535	1:39.444	1:13.091	104.1	3:58.070	7	1	3:22.004	57.344	1:31.392	53.268	124.8	25:20.586	
	2	1	4:41.092	B	2:25.084	1:26.264	49.744	89.7	8:39.162	8	1	3:14.065	58.528	1:26.615	48.922	129.9	28:34.651
	3	1	3:25.399	56.554	1:26.943	1:01.902	122.8	12:04.561	9	1	3:07.684	55.611	<span style="color: green;">1:23.163</span>	48.910	134.3	31:42.335	
	4	1	3:03.174	54.837	<span style="color: green;">1:20.768</span>	<span style="color: green;">47.569</span>	137.7	15:07.735									
	5	1	<span style="color: green;">3:02.508</span>	<span style="color: green;">53.933</span>	1:20.775	47.800	138.2	18:10.243									
	6	1	3:05.530	54.191	1:21.842	49.497	135.9	21:15.773									
	7	1	3:23.776	55.944	1:31.398	56.434	123.7	24:39.549									
	8	1	3:33.221	1:02.623	1:37.179	53.419	118.3	28:12.770									
9	1	3:11.347	B	54.901	1:21.233	55.213	131.8	31:24.117									
<b>122</b>	1. Lorenzo SEGERS							PEUGEOT 106									
							B										
	1	1	4:04.745	1:21.334	1:34.555	1:08.856	101.2	4:04.745									
	2	1	5:00.743	B	2:36.189	1:30.837	53.717	83.8	9:05.488								
	3	1	3:18.494	59.592	1:27.498	51.404	127.0	12:23.982									
	4	1	3:12.390	<span style="color: green;">56.341</span>	1:26.128	49.921	131.1	15:36.372									
	5	1	3:13.753	57.569	1:26.667	<span style="color: green;">49.517</span>	130.1	18:50.125									
	6	1	3:14.170	57.378	1:24.967	51.825	129.9	22:04.295									
	7	1	3:17.057	58.204	1:27.205	51.648	128.0	25:21.352									
	8	1	3:14.735	59.171	1:25.706	49.858	129.5	28:36.087									
9	1	<span style="color: green;">3:10.252</span>	56.659	<span style="color: green;">1:24.071</span>	49.522	132.5	31:46.339										
<b>123</b>	1. Ben PELEMAN							BMW E 30 325i									
							D										
	1	1	4:26.024	1:36.455	1:49.957	<span style="color: green;">59.612</span>	93.1	4:26.024									
	2	1	<span style="color: green;">5:22.829</span>	B	2:40.129	1:37.579	1:05.121	78.1	9:48.853								
	3	1	3:51.934	B	<span style="color: green;">1:02.935</span>	<span style="color: green;">1:36.946</span>	1:12.053	108.7	13:40.787								
	<b>124</b>	1. Raphael BRUNEEL							OPEL Calibra								
								C									
		1	1	4:12.674	1:28.744	1:36.751	1:07.179	98.1	4:12.674								
		2	1	5:08.161	B	2:41.793	1:33.239	53.129	81.8	9:20.835							
		3	1	3:22.641	1:00.123	1:31.660	50.858	124.4	12:43.476								
4		1	3:08.716	55.865	1:25.656	<span style="color: green;">47.195</span>	133.6	15:52.192									
5		1	3:07.404	54.934	1:24.467	48.003	134.5	18:59.596									
6		1	3:11.470	<span style="color: green;">53.952</span>	1:27.506	50.012	131.7	22:11.066									
7		1	3:11.962	55.152	1:26.300	50.510	131.3	25:23.028									
8		1	3:14.389	58.366	1:26.252	49.771	129.7	28:37.417									
9	1	<span style="color: green;">3:05.011</span>	54.750	<span style="color: green;">1:21.743</span>	48.518	136.3	31:42.428										
<b>125</b>	1. Davy COOREMAN							HONDA CRX									
							C										
	1	1	3:42.965	55.084	1:37.116	1:10.765	111.1	3:42.965									
	2	1	4:35.995	B	1:57.378	1:38.851	59.766	91.4	8:18.960								
	3	1	3:30.064	1:01.437	1:30.938	57.689	120.0	11:49.024									
	4	1	<span style="color: green;">2:54.353</span>	<span style="color: green;">49.042</span>	<span style="color: green;">1:20.719</span>	<span style="color: green;">44.592</span>	144.6	14:43.377									
	5	1	2:56.436	49.983	1:21.253	45.200	142.9	17:39.813									
	6	1	2:56.312	49.846	1:21.700	44.766	143.0	20:36.125									
	7	1	3:15.190	51.720	1:25.574	57.896	129.2	23:51.315									
	8	1	3:44.282	56.501	1:55.266	52.515	112.4	27:35.597									
9	1	2:58.237	51.374	1:21.785	45.078	141.5	30:33.834										
<b>126</b>	1. Hans Gerd BRAUNEISER							FORD Escort RS2000									
							C										
	1	1	4:10.831	1:26.422	1:36.384	1:08.025	98.8	4:10.831									
	2	1	5:07.682	B	2:39.502	1:34.416	53.764	81.9	9:18.513								
	3	1	3:22.227	1:00.967	1:29.530	51.730	124.7	12:40.740									
	4	1	3:21.313	<span style="color: green;">58.251</span>	1:30.142	52.920	125.2	16:02.053									
	5	1	<span style="color: green;">3:17.294</span>	58.332	<span style="color: green;">1:26.833</span>	52.129	127.8	19:19.347									
	6	1	3:23.745	58.272	1:30.729	54.744	123.8	22:43.092									
	7	1	3:23.295	1:00.025	1:30.332	52.938	124.0	26:06.387									
	8	1	3:20.192	59.277	1:29.234	<span style="color: green;">51.681</span>	125.9	29:26.579									
9	1	3:18.389	58.275	1:28.321	51.793	127.1	32:44.968										
<b>127</b>	1. Mario POTTERS							PEUGEOT 205 GTI									
							B										
	1	1	4:07.154	1:23.343	1:34.486	1:09.325	100.2	4:07.154									
	2	1	5:03.289	B	2:37.186	1:33.045	53.058	83.1	9:10.443								
	3	1	3:19.956	56.885	1:30.836	52.235	126.1	12:30.399									
	4	1	<span style="color: green;">3:07.436</span>	55.355	1:24.244	<span style="color: green;">47.837</span>	134.5	15:37.835									
	5	1	3:07.481	54.635	1:24.519	48.327	134.5	18:45.316									
	6	1	3:13.266	<span style="color: green;">54.469</span>	1:27.418	51.379	130.5	21:58.582									



## Belcar Historic Cup SPA SUMMER CLASSIC Race 1

### Sector Analysis

— Invalidated Lap    ■ Personal Best    ■ Session Best    B Crossing the pit lane

Lap	D	Time	Sector 1	Sector 2	Sector 3	Kph	Elapsed	Lap	D	Time	Sector 1	Sector 2	Sector 3	Kph	Elapsed			
<b>252</b>	1.	Marc ROESSLE				FORD Escort RS2000												
			1	1	3:59.114	1:12.969	1:33.346	1:12.799	103.6	3:59.114	3	1	3:40.832 B	1:02.096	1:34.098	1:04.638	114.2	11:49.445
			2	1	4:48.277 B	2:31.830	1:25.393	51.054	87.5	8:47.391	4	1	3:00.490	57.419	1:18.353	44.718	139.7	14:49.935
			3	1	3:18.289	58.401	1:22.604	57.284	127.2	12:05.680	5	1	2:50.128	49.032	1:17.269	43.827	148.2	17:40.063
			4	1	3:01.457	54.135	1:20.762	46.560	139.0	15:07.137	6	1	6:42.363 B	49.423	4:14.597	1:38.343	62.7	24:22.426
			5	1	3:01.192	53.451	1:20.941	46.800	139.2	18:08.329								
			6	1	3:04.327	53.506	1:21.507	49.314	136.8	21:12.656								
			7	1	3:25.669	54.644	1:35.250	55.775	122.6	24:38.325								
			8	1	3:34.188	1:02.780	1:37.257	54.151	117.7	28:12.513								
9	1	3:02.843	54.064	1:20.613	48.166	137.9	31:15.356											
<b>747</b>	1.	Nick VAN PELT				Porsche 911												
			1	1	3:46.923	56.961	1:39.006	1:10.956	109.2	3:46.923	1	1	3:46.923	56.961	1:39.006	1:10.956	109.2	3:46.923
			2	1	4:37.322 B	2:06.820	1:28.789	1:01.713	90.9	8:24.245	2	1	4:37.322 B	2:06.820	1:28.789	1:01.713	90.9	8:24.245
			3	1	3:28.230	59.634	1:30.129	58.467	121.1	11:52.475	3	1	3:28.230	59.634	1:30.129	58.467	121.1	11:52.475
			4	1	2:56.104	51.122	1:20.326	44.656	143.2	14:48.579	4	1	2:56.104	51.122	1:20.326	44.656	143.2	14:48.579
			5	1	2:57.549	49.532			142.0	17:46.128	5	1	2:57.549	49.532			142.0	17:46.128
			6	1	3:03.728	51.444	1:22.982	49.302	137.2	20:49.856	6	1	3:03.728	51.444	1:22.982	49.302	137.2	20:49.856
			7	1	3:13.080	50.775	1:23.056	59.249	130.6	24:02.936	7	1	3:13.080	50.775	1:23.056	59.249	130.6	24:02.936
			8	1	3:41.625	53.365	1:53.419	54.841	113.8	27:44.561	8	1	3:41.625	53.365	1:53.419	54.841	113.8	27:44.561
9	1	2:56.217	50.258	1:20.510	45.449	143.1	30:40.778	9	1	2:56.217	50.258	1:20.510	45.449	143.1	30:40.778			
<b>322</b>	1.	Olivier BREITMAYER				BMW CSL 3.0												
			1	1	3:50.668	1:00.822	1:39.423	1:10.423	107.4	3:50.668								
			2	1	4:40.119 B	2:12.214	1:23.641	1:04.264	90.0	8:30.787								
			3	1	3:26.285	56.519	1:29.676	1:00.090	122.2	11:57.072								
			4	1	2:55.439	50.287	1:18.632	46.520	143.7	14:52.511								
			5	1	2:53.970	49.864	1:19.580	44.526	144.9	17:46.481								
			6	1	2:53.975	49.323	1:19.870	44.782	144.9	20:40.456								
			7	1	3:17.791	55.789	1:24.674	57.328	127.5	23:58.247								
			8	1	3:42.165	54.674	1:53.365	54.126	113.5	27:40.412								
9	1	2:54.439	49.114	1:20.570	44.755	144.5	30:34.851											
<b>323</b>	1.	Emile BREITMAYER				FORD Capri 3100 RS												
			1	1	3:41.564	54.745	1:36.606	1:10.213	111.8	3:41.564								
			2	1	4:35.901 B	1:57.317	1:39.249	59.335	91.4	8:17.465								
			3	1	3:29.640	1:01.789	1:31.059	56.792	120.3	11:47.105								
			4	1	2:49.846	48.445	1:18.095	43.306	148.5	14:36.951								
			5	1	2:44.942	46.989	1:15.520	42.433	152.9	17:21.893								
			6	1	8:41.451	46.284	7:02.887	52.280	48.4	26:03.344								
			7	1	3:13.695 B	51.448	1:22.994	59.253	130.2	29:17.039								
			7	1	3:13.695 B	51.448	1:22.994	59.253	130.2	29:17.039								
<b>371</b>	1.	Ko KOPPEJAN				MERCEDES 190 2.3 16V Evo												
			1	1	3:35.399	52.103	1:35.442	1:07.854	115.0	3:35.399								
			2	1	4:36.551 B	1:55.038	1:43.578	57.935	91.2	8:11.950								
			3	1	3:34.069	1:02.663	1:32.471	58.935	117.8	11:46.019								
			4	1	2:53.759	49.870	1:20.058	43.831	145.1	14:39.778								
			5	1	2:50.020	48.859	1:16.910	44.251	148.3	17:29.798								
			6	1	2:50.556	48.551	1:17.795	44.210	147.8	20:20.354								
			7	1	3:27.456	54.564	1:35.342	57.550	121.5	23:47.810								
			8	1	3:43.733	56.063	1:54.434	53.236	112.7	27:31.543								
9	1	2:51.074	49.905	1:17.372	43.797	147.4	30:22.617											
<b>452</b>	1.	Fred KRAB				BMW E30 M3												
			1	1	3:33.322	50.904	1:34.864	1:07.554	116.1	3:33.322								
2	1	4:35.291 B	1:51.230	1:46.911	57.150	91.6	8:08.613											