


Belcar Historic Cup SPA SUMMER CLASSIC Race 2

Sector Analysis

— Invalidated Lap ■ Personal Best ■ Session Best ■ Crossing the pit lane


Lap	D	Time	Sector 1	Sector 2	Sector 3	Kph	Elapsed	Lap	D	Time	Sector 1	Sector 2	Sector 3	Kph	Elapsed
1. Bas VAN ELDEREN FORD Escort RS1600 C								5. Evertjan ALDERS BMW E30 329i E							
1	1	3:19.724	1:03.422	1:27.851	48.451	124.0	3:19.724	1	1	3:01.059	52.131	1:22.280	46.648	136.8	3:01.059
2	1	3:16.565	53.555	1:30.691	52.319	128.3	6:36.289	2	1	3:07.685	50.047	1:26.826	50.812	134.3	6:08.744
3	1	3:35.933	56.045	1:42.587	57.301	116.8	10:12.222	3	1	3:43.527	56.734	1:55.499	51.294	112.8	9:52.271
4	1	3:05.016	52.555	1:24.861	47.600	136.3	13:17.238	4	1	3:01.741	50.423	1:24.492	46.826	138.7	12:54.012
5	1	3:06.389	52.734	1:24.196	49.459	135.3	16:23.627	5	1	3:01.335	49.938	1:23.756	47.641	139.0	15:55.347
6	1	3:07.367	53.433	1:26.293	47.641	134.6	19:30.994	6	1	2:59.832	50.852	1:22.890	46.090	140.2	18:55.179
7	1	3:05.918	53.415	1:24.352	48.151	135.6	22:36.912	7	1	3:03.006	52.862	1:23.144	47.000	137.8	21:58.185
8	1	3:18.911	56.723	1:28.997	53.191	126.8	25:55.823	8	1	3:02.960	50.484	1:24.687	47.789	137.8	25:01.145
9	1	3:27.723	55.742	1:30.190	1:01.791	121.4	29:23.546	9	1	3:41.786	52.018	1:26.912	1:22.856	113.7	28:42.931
10	1	3:29.008	1:06.310	1:28.309	54.389	120.6	32:52.554	10	1	3:53.454	1:16.958	1:43.807	52.689	108.0	32:36.385
2. Luc MOORTGAT Porsche 964 E								6. Guy DE BAER FORD GT40 E							
1	1	2:53.081	49.346	1:19.920	43.815	143.1	2:53.081	1	1	3:37.285	1:11.572	1:34.224	51.489	114.0	3:37.285
2	1	3:03.596	48.571	1:21.651	53.374	137.3	5:56.677	2	1	3:23.852	56.657	1:34.894	52.301	123.7	7:01.137
3	1	3:53.751	1:04.211	1:58.031	51.509	107.9	9:50.428	3	1	3:24.985	56.739	1:32.576	55.670	123.0	10:26.122
4	1	2:50.316	48.096	1:19.406	42.814	148.0	12:40.744	4	1	3:15.246	54.908	1:30.454	49.884	129.1	13:41.368
5	1	2:46.062	47.069	1:16.545	42.448	151.8	15:26.806	5	1	3:18.195	54.723	1:32.595	50.877	127.2	16:59.563
6	1	2:45.508	48.658	1:14.844	42.006	152.3	18:12.314	6	1	3:16.082	55.518	1:30.507	50.057	128.6	20:15.645
7	1	2:45.877	48.857	1:14.903	42.117	152.0	20:58.191	7	1	3:16.334	54.735	1:30.921	50.678	128.4	23:31.979
8	1	2:46.541	47.914	1:14.653	43.974	151.4	23:44.732	8	1	4:56.344	1:07.479	2:23.116	1:25.749	85.1	28:28.323
9	1	4:46.364	57.578	2:22.009	1:26.777	88.0	28:31.096	9	1	3:52.671	1:19.179	1:40.275	53.217	108.4	32:20.994
10	1	3:51.025	1:18.620	1:41.133	51.272	109.1	32:22.121								
3. Samuel VERHEGGEN MERCEDES 190 2.5-16V D								7. Luc GEEBELEN Porsche 911 C							
1	1	3:16.580	57.988	1:27.118	51.474	126.0	3:16.580	1	1	3:34.055	1:07.073	1:34.503	52.479	115.7	3:34.055
2	1	3:15.414	54.036	1:29.609	51.769	129.0	6:31.994	2	1	3:22.858	56.398	1:32.795	53.665	124.3	6:56.913
3	1	3:35.910	55.849	1:43.711	56.350	116.8	10:07.904	3	1	3:27.120	58.640	1:31.120	57.360	121.7	10:24.033
4	1	3:12.580	52.923	1:28.546	51.111	130.9	13:20.484	4	1	3:12.972	54.532	1:29.151	49.289	130.7	13:37.005
5	1	3:12.005	54.348	1:27.683	49.974	131.3	16:32.489	5	1	3:16.136	54.641	1:30.228	51.267	128.6	16:53.141
6	1	3:11.053	54.974	1:26.989	49.090	132.0	19:43.542	6	1	3:19.488	56.727	1:30.899	51.862	126.4	20:12.629
7	1	3:10.660	53.507	1:27.734	49.419	132.2	22:54.202	7	1	3:17.644	55.509	1:30.223	51.912	127.6	23:30.273
8	1	3:09.669	53.285	1:27.342	49.042	132.9	26:03.871	8	1	4:57.149	1:08.347	2:23.006	1:25.796	84.9	28:27.422
9	1	3:22.615	54.446	1:29.322	58.847	124.4	29:26.486	9	1	3:52.750	1:18.905	1:40.894	52.951	108.3	32:20.172
10	1	3:33.272	1:07.090	1:32.913	53.269	118.2	32:59.758								
4. Guy FRANCOIS NISSAN Primera BTCC C								13. 1. Graham WILSON 2. David PITTARD 3. Tim MORLEY LOTUS Elan B							
1	1	3:13.319	58.374	1:25.760	49.185	128.2	3:13.319	1	3	3:21.639	1:01.684	1:31.110	48.845	122.9	3:21.639
2	1	3:29.273	1:07.161	1:29.984	52.128	120.5	6:42.592	2	3	3:17.092	52.494	1:33.419	51.179	127.9	6:38.731
3	1	3:34.956	57.681	1:38.541	58.734	117.3	10:17.548	3	3	3:35.659	55.815	1:41.925	57.919	116.9	10:14.390
4	1	3:05.019	53.354	1:23.974	47.691	136.3	13:22.567	4	3	3:10.145	52.093	1:27.561	50.491	132.6	13:24.535
5	1	3:02.195	52.729	1:21.940	47.526	138.4	16:24.762	5	3	3:10.809	52.455	1:28.198	50.156	132.1	16:35.344
6	1	3:05.956	53.700	1:23.091	49.165	135.6	19:30.718	6	3	3:11.132	58.102	1:25.728	47.302	131.9	19:46.476
7	1	3:05.481	55.351	1:21.780	48.350	135.9	22:36.199	7	3	3:10.383	55.484	1:25.821	49.078	132.4	22:56.859
8	1	3:18.820	56.598	1:29.174	53.048	126.8	25:55.019	8	3	3:09.037	53.891	1:25.876	49.270	133.4	26:05.896
9	1	3:27.945	55.821	1:30.585	1:01.539	121.3	29:22.964	9	3	3:21.866	54.411	1:28.971	58.484	124.9	29:27.762
10	1	3:29.505	1:06.239	1:28.231	55.035	120.4	32:52.469	10	3	3:32.787	1:07.185	1:33.118	52.484	118.5	33:00.549



Belcar Historic Cup SPA SUMMER CLASSIC Race 2

Sector Analysis

Invalidated Lap							Personal Best		Session Best		B Crossing the pit lane					
Lap	D	Time	Sector 1	Sector 2	Sector 3	Kph	Elapsed	Lap	D	Time	Sector 1	Sector 2	Sector 3	Kph	Elapsed	
17	Porsche 964															
	1. Eric NULENS															
	2. Erik BRUYNOGHE															
	1	2	2:51.627	49.297	1:17.916	44.414	144.4	2:51.627	2	2	3:03.131	48.711	1:20.628	53.792	137.7	5:55.800
	2	2	3:02.288	48.180	1:20.851	53.257	138.3	5:53.915	3	2	3:54.092	1:04.575	1:57.550	51.967	107.7	9:49.892
	3	2	3:54.410	1:04.977	1:57.580	51.853	107.6	9:48.325	4	2	2:52.570	48.207	1:19.590	44.773	146.1	12:42.462
	4	2	2:49.056	47.731	1:17.387	43.938	149.1	12:37.381	5	2	2:52.327	48.358	1:19.566	44.403	146.3	15:34.789
	5	2	2:51.216	47.732	1:19.064	44.420	147.3	15:28.597	6	2	2:53.292	48.184	1:20.452	44.656	145.5	18:28.081
	6	2	2:51.811	48.030	1:19.411	44.370	146.8	18:20.408	7	2	2:54.215	48.480	1:20.447	45.288	144.7	21:22.296
	7	2	2:51.473	48.496	1:18.818	44.159	147.0	21:11.881	8	2	3:00.967	48.269	1:20.829	51.869	139.3	24:23.263
	8	2	2:59.446	48.314	1:19.215	51.917	140.5	24:11.327								
9	2	4:24.735	1:00.550	1:56.669	1:27.516	95.2	28:36.062									
10	2	3:55.460	1:18.290	1:44.549	52.621	107.1	32:31.522									
21	Austin Mini Cooper S															
	1. Eric DAMSEAUX															
	1	1	3:31.966	1:08.453	1:32.973	50.540	116.9	3:31.966								
	2	1	3:24.309	56.817	1:33.659	53.833	123.4	6:56.275								
	3	1	3:27.199	58.518	1:30.432	58.249	121.7	10:23.474								
	4	1	3:15.117	56.461	1:28.267	50.389	129.2	13:38.591								
	5	1	3:21.458	57.293	1:32.142	52.023	125.2	17:00.049								
	6	1	3:26.198	59.603	1:33.293	53.302	122.3	20:26.247								
	7	1	3:26.390	59.470	1:33.470	53.450	122.2	23:52.637								
	8	1	4:39.495	1:00.456	2:12.221	1:26.818	90.2	28:32.132								
	22	BMW 635csi														
1. Anthony VONK																
2. Ben THAENS																
1		1	3:05.092	55.205	1:22.983	46.904	133.9	3:05.092								
2		1	3:13.302	53.596	1:27.144	52.562	130.4	6:18.394								
3		1	3:41.867	57.035	1:52.070	52.762	113.6	10:00.261								
4		1	3:02.483	51.735	1:23.448	47.300	138.2	13:02.744								
5		1	3:02.591	51.971	1:23.871	46.749	138.1	16:05.335								
6		1	3:05.679	56.252	1:22.969	46.458	135.8	19:11.014								
7		1	3:02.419	52.060	1:23.338	47.021	138.2	22:13.433								
8		1	3:09.399	54.808	1:25.113	49.478	133.1	25:22.832								
9	1	3:25.090	57.728	1:31.537	55.825	122.9	28:47.922									
10	1	3:55.565	1:15.684	1:44.419	55.462	107.0	32:43.487									
26	Lotus Elan															
	1. Marc VANDENDIJK															
	1	1	3:47.109	1:15.291	1:38.875	52.943	109.1	3:47.109								
	2	1	3:32.897	59.280	1:39.787	53.830	118.4	7:20.006								
	3	1	3:29.471	58.035	1:38.699	52.737	120.4	10:49.477								
	4	1	3:27.159	58.568	1:36.640	51.951	121.7	14:16.636								
	5	1	3:25.559	57.055	1:36.330	52.174	122.7	17:42.195								
	6	1	3:23.500	57.725	1:33.694	52.081	123.9	21:05.695								
	7	1	3:21.881	56.022	1:34.760	51.099	124.9	24:27.576								
	30	BMW E30 M3														
		1. Dirk VAN ROMPUY														
2. Tom VAN ROMPUY																
1	2	2:52.669	49.918	1:18.814	43.937	143.5	2:52.669									
33	BMW E36 325i															
	1. Tim KUIJL															
	1	1	2:53.475	51.321	1:18.254	43.900	142.8	2:53.475								
	2	1	3:03.499	48.476	1:21.597	53.426	137.4	5:56.974								
	3	1	3:54.410	1:04.474	1:58.045	51.891	107.6	9:51.384								
	4	1	2:51.272	48.951	1:17.885	44.436	147.2	12:42.656								
	5	1	2:46.912	48.912	1:15.141	42.859	151.1	15:29.568								
	6	1	2:46.725	48.777	1:14.915	43.033	151.2	18:16.293								
	7	1	2:45.716	48.507	1:14.357	42.852	152.2	21:02.009								
	8	1	2:53.136	48.498	1:15.563	49.075	145.6	23:55.145								
	9	1	4:38.057	59.596	2:11.594	1:26.867	90.7	28:33.202								
10	1	3:56.799	1:18.995	1:44.433	53.371	106.5	32:30.001									
36	BMW E30 M3															
	1. Leonard BATENBURG															
	1	1	2:47.769	48.734	1:16.212	42.823	147.7	2:47.769								
	2	1	2:45.252	47.785	1:14.375	43.092	152.6	5:33.021								
	3	1	4:14.580	1:10.900	2:11.654	52.026	99.0	9:47.601								
	4	1	2:43.241	47.818	1:13.733	41.690	154.5	12:30.842								
	5	1	2:42.467	47.840	1:13.110	41.517	155.2	15:13.309								
	6	1	2:42.599	47.312	1:13.449	41.838	155.1	17:55.908								
	7	1	2:44.474	47.086	1:14.974	42.414	153.3	20:40.382								
	8	1	2:48.973	48.214	1:17.170	43.589	149.2	23:29.355								
	9	1	4:57.176	1:08.382	2:23.022	1:25.772	84.8	28:26.531								
10	1	3:50.163	1:18.742	1:39.690	51.731	109.5	32:16.694									
40	Triumph TR 3 A															
	1. Filip MAHIEU															
	2. Wouter MAHIEU															
	1	1	3:53.748	1:21.639	1:36.766	55.343	106.0	3:53.748								
	2	1	3:41.586	1:05.180	1:39.415	56.991	113.8	7:35.334								
	3	1	3:36.333	1:04.114	1:37.160	55.059	116.6	11:11.667								
	4	1	3:44.903	1:03.619	1:33.376	1:07.908	112.1	14:56.570								
	5	1	3:35.822	1:05.350	1:34.017	56.455	116.8	18:32.392								
	6	1	3:34.491	1:03.198	1:35.428	55.865	117.6	22:06.883								
	7	1	3:31.157	1:02.889	1:33.647	54.621	119.4	25:38.040								
	8	1	3:32.013	1:02.363	1:32.845	56.805	118.9	29:10.053								
9	1	3:35.636	1:02.225	1:36.946	56.465	116.9	32:45.689									
43	BMW E30 318is															
	1. Dean RIMBERT															
1	1	3:17.255	59.196	1:28.460	49.599	125.6	3:17.255									
2	1	3:15.088	54.067	1:29.244	51.777	129.2	6:32.343									



Belcar Historic Cup SPA SUMMER CLASSIC Race 2

Sector Analysis

— Invalidated Lap ■ Personal Best ■ Session Best ■ Crossing the pit lane

Lap	D	Time	Sector 1	Sector 2	Sector 3	Kph	Elapsed	Lap	D	Time	Sector 1	Sector 2	Sector 3	Kph	Elapsed
3	1	3:36.296	56.414	1:43.225	56.657	116.6	10:08.639								
4	1	3:07.573	53.404	1:26.508	47.661	134.4	13:16.212								
5	1	3:02.951	52.523	1:23.064	47.364	137.8	16:19.163								
6	1	3:01.369	52.999	1:20.348	48.022	139.0	19:20.532								
7	1	3:02.900	52.659	1:22.289	47.952	137.9	22:23.432								
8	1	3:14.876	52.210	1:28.045	54.621	129.4	25:38.308								
9	1	3:31.975	1:02.884	1:32.513	56.578	118.9	29:10.283								
10	1	3:33.853	1:02.314	1:36.832	54.707	117.9	32:44.136								

44 1.Emiel DE WEERDT FORD GT40 E

1	1	3:28.698	1:08.209	1:32.319	48.170	118.7	3:28.698
2	1	3:15.827	52.410	1:31.010	52.407	128.8	6:44.525
3	1	3:34.731	58.231	1:37.362	59.138	117.4	10:19.256
4	1	3:06.074	51.085	1:25.713	49.276	135.5	13:25.330
5	1	3:05.694	50.356	1:27.067	48.271	135.8	16:31.024
6	1	3:02.255	50.302	1:23.823	48.130	138.3	19:33.279
7	1	3:06.342	53.570	1:26.648	46.124	135.3	22:39.621
8	1	3:17.204	55.238	1:28.704	53.262	127.9	25:56.825
9	1	3:27.342	55.595	1:30.127	1:01.620	121.6	29:24.167
10	1	3:29.495	1:06.595	1:28.373	54.527	120.4	32:53.662

48 1.Christophe VAN RIET BMW E30 M3 D

1	1	3:11.748	1:03.563	1:23.217	44.968	129.2	3:11.748
2	1	3:05.574	47.829	1:25.889	51.856	135.9	6:17.322
3	1	3:41.495	57.462	1:51.838	52.195	113.8	9:58.817
4	1	2:49.652	49.069	1:17.562	43.021	148.6	12:48.469
5	1	2:46.554	47.701	1:16.054	42.799	151.4	15:35.023
6	1	2:48.228	47.976	1:16.544	43.708	149.9	18:23.251
7	1	2:44.754	47.052	1:15.004	42.698	153.0	21:08.005
8	1	2:47.270	47.556	1:15.069	44.645	150.7	23:55.275
9	1	4:38.416	59.809	2:11.799	1:26.808	90.6	28:33.691
10	1	3:56.612	1:19.126	1:44.237	53.249	106.6	32:30.303

53 1.Wim KUIJL FORD Capri 2600 RS Westlake E

1	1	2:51.427	48.021	1:18.659	44.747	144.5	2:51.427
2	1	3:03.775	49.224	1:20.875	53.676	137.2	5:55.202
3	1	3:54.032	1:04.498	1:57.488	52.046	107.7	9:49.234
4	1	2:53.359	48.353	1:19.774	45.232	145.4	12:42.593
5	1	2:55.484	49.356	1:20.895	45.233	143.7	15:38.077
6	1	2:54.967	49.600	1:20.623	44.744	144.1	18:33.044
7	1	2:57.385	50.466	1:21.452	45.467	142.1	21:30.429
8	1	3:03.099	48.965	1:24.669	49.465	137.7	24:33.528
9	1	4:07.004	58.397	1:41.483	1:27.124	102.1	28:40.532
10	1	3:54.842	1:17.937	1:43.880	53.025	107.4	32:35.374

54 1.Stefan KREMER LOTUS Europa S2 B

1	1	3:52.198	1:16.526	1:39.987	55.685	106.7	3:52.198
---	---	----------	----------	----------	--------	-------	----------

55 1.Dieter KUIJL FORD Capri 2600 RS Westlake E

1	1	3:06.223	55.514	1:24.218	46.491	133.0	3:06.223
2	1	3:09.797	51.059	1:27.064	51.674	132.8	6:16.020
3	1	3:41.715	57.609	1:51.973	52.133	113.7	9:57.735
4	1	3:36.578	52.994	1:37.173	1:06.411	116.4	13:34.313
5	1	8:48.471	6:35.804	1:24.986	47.681	47.7	22:22.784
6	1	3:16.306	53.673	1:28.422	54.211	128.4	25:39.090
7	1	3:32.597	1:03.354	1:32.903	56.340	118.6	29:11.687
8	1	3:35.164	1:02.154	1:36.474	56.536	117.2	32:46.851

56 1.Pieter DIERCKX BMW E36 325i D

1	1	3:17.692	59.741	1:28.270	49.681	125.3	3:17.692
2	1	3:16.979	54.701	1:30.517	51.761	128.0	6:34.671
3	1	3:36.472	56.310	1:42.654	57.508	116.5	10:11.143
4	1	3:07.764	54.059	1:25.230	48.475	134.3	13:18.907

60 1.Steven GUILLEMIJN SKODA Octavia C


1	1	3:31.157	1:07.897	1:32.381	50.879	117.3	3:31.157
2	1	3:19.623	56.155	1:28.540	54.928	126.3	6:50.780
3	1	3:31.993	55.951	1:36.639	59.403	118.9	10:22.773
4	1	3:10.478	55.467	1:25.941	49.070	132.4	13:33.251
5	1	3:09.932	54.864	1:25.526	49.542	132.8	16:43.183
6	1	3:11.768	56.449	1:25.759	49.560	131.5	19:54.951
7	1	3:10.499	55.957	1:24.820	49.722	132.4	23:05.450
8	1	3:11.992	56.191	1:25.996	49.805	131.3	26:17.442
9	1	3:14.466	55.032	1:28.185	51.249	129.7	29:31.908
10	1	3:30.921	1:05.043	1:33.697	52.181	119.5	33:02.829

61 1.Juri VAN NIEUWENBORG BMW E30 325i D

1	1	3:04.107	55.456	1:21.613	47.038	134.6	3:04.107
2	1	3:11.149	52.104	1:26.560	52.485	131.9	6:15.256
3	1	3:42.222	57.672	1:52.023	52.527	113.5	9:57.478
4	1	2:57.838	52.173	1:20.217	45.448	141.8	12:55.316
5	1	3:00.552	51.527	1:21.138	47.887	139.7	15:55.868
6	1	2:59.735	51.603	1:21.966	46.166	140.3	18:55.603
7	1	2:56.718	51.142	1:19.852	45.724	142.7	21:52.321
8	1	3:01.973	51.016	1:23.431	47.526	138.6	24:54.294
9	1	3:47.303	53.532	1:26.161	1:27.610	110.9	28:41.597
10	1	3:54.410	1:17.551	1:43.750	53.109	107.6	32:36.007

66 1.Patrick VERBELEN NISSAN 200SX E

1	1	3:12.286	56.573	1:27.227	48.486	128.8	3:12.286
2	1	3:11.340	51.212	1:28.810	51.318	131.8	6:23.626
3	1	3:39.926	55.426	1:49.750	54.750	114.6	10:03.552
4	1	3:07.088	52.016	1:26.489	48.583	134.8	13:10.640



Belcar Historic Cup SPA SUMMER CLASSIC Race 2

Sector Analysis

— Invalidated Lap ■ Personal Best ■ Session Best ■ Crossing the pit lane

Lap	D	Time	Sector 1	Sector 2	Sector 3	Kph	Elapsed	Lap	D	Time	Sector 1	Sector 2	Sector 3	Kph	Elapsed
5	1	3:02.057	51.359	1:24.084	46.614	138.5	16:12.697	6	1	3:04.481	52.477	1:24.911	47.093	136.7	19:26.044
6	1	3:01.879	51.576	1:23.608	46.695	138.6	19:14.576	7	1	3:07.761	55.224	1:25.177	47.360	134.3	22:33.805
7	1	3:01.320	50.698	1:24.942	45.680	139.1	22:15.896	8	1	3:06.228	50.803	1:25.139	50.286	135.4	25:40.033
8	1	3:06.279	51.816	1:25.134	49.329	135.4	25:22.175	9	1	3:34.466	1:03.357	1:33.121	57.988	117.6	29:14.499
9	1	3:23.502	57.453	1:30.115	55.934	123.9	28:45.677	10	1	3:33.280	1:00.551	1:36.206	56.523	118.2	32:47.779
10	1	3:53.907	1:16.970	1:43.491	53.446	107.8	32:39.584								

69 1. Ben THAENS
2. Bert THEUNISSEN
BMW E36 325i D

1	1	3:14.904	59.760	1:26.112	49.032	127.1	3:14.904
2	1	3:15.326	53.332	1:30.097	51.897	129.1	6:30.230
3	1	3:35.072	55.108	1:44.774	55.190	117.2	10:05.302
4	1	3:05.931	52.014	1:25.436	48.481	135.6	13:11.233
5	1	3:03.109	51.824	1:23.924	47.361	137.7	16:14.342
6	1	3:00.944	52.404	1:22.512	46.028	139.3	19:15.286
7	1	3:00.082	51.226	1:23.035	45.821	140.0	22:15.368
8	1	3:05.763	51.284	1:24.477	50.002	135.7	25:21.131
9	1	3:23.546	58.066	1:28.152	57.328	123.9	28:44.677
10	1	3:53.830	1:17.202	1:43.595	53.033	107.8	32:38.507

89 1. Matthias VAN HOOL
RENAULT Clio C

1	1	3:18.710	1:01.392	1:27.655	49.663	124.7	3:18.710
2	1	3:17.019	54.034	1:30.638	52.347	128.0	6:35.729
3	1	3:36.058	55.966	1:42.648	57.444	116.7	10:11.787
4	1	3:08.087	54.244	1:25.501	48.342	134.1	13:19.874
5	1	3:04.483	54.110	1:22.309	48.064	136.7	16:24.357
6	1	3:08.865	54.766	1:25.035	49.064	133.5	19:33.222
7	1	3:08.523	54.184	1:26.372	47.967	133.7	22:41.745
8	1	3:16.316	54.444	1:28.103	53.769	128.4	25:58.061
9	1	3:26.450	56.627	1:29.756	1:00.067	122.1	29:24.511
10	1	3:31.969	1:07.005	1:32.184	52.780	119.0	32:56.480

77 1. Ilario STALLIVIERE
RENAULT Clio C

1	1	3:39.187	1:13.972	1:32.762	52.453	113.0	3:39.187
2	1	3:28.959	1:00.402	1:34.590	53.967	120.7	7:08.146
3	1	3:28.624	1:01.177	1:34.464	52.983	120.9	10:36.770
4	1	3:21.467	59.021	1:30.522	51.924	125.2	13:58.237
5	1	3:28.003	59.547	1:36.362	52.094	121.2	17:26.240
6	1	3:22.117	59.380	1:31.303	51.434	124.8	20:48.357
7	1	3:22.564	59.564	1:31.156	51.844	124.5	24:10.921
8	1	4:24.035	1:00.585	1:56.270	1:27.180	95.5	28:34.956
9	1	3:56.500	1:18.945	1:44.673	52.882	106.6	32:31.456

94 1. Gust VAN HAELST
MAZDA RX3 D

1	1	3:01.489	52.397	1:22.353	46.739	136.5	3:01.489
2	1	3:07.474	49.677	1:27.135	50.662	134.5	6:08.963
3	1	3:43.948	57.248	1:55.216	51.484	112.6	9:52.911
4	1	2:52.189	48.835	1:19.033	44.321	146.4	12:45.100
5	1	2:53.295	48.342	1:20.769	44.184	145.5	15:38.395
6	1	2:50.813	48.250	1:18.179	44.384	147.6	18:29.208
7	1	2:53.269	49.520	1:18.662	45.087	145.5	21:22.477
8	1	3:01.351	48.287	1:20.958	52.106	139.0	24:23.828
9	1	4:14.232	52.226	1:55.086	1:26.920	99.2	28:38.060
10	1	3:54.529	1:17.953	1:44.180	52.396	107.5	32:32.589

81 1. Fred BOUVY
VOLVO 240 Turbo E

1	1	3:07.216	1:01.645	1:21.180	44.391	132.3	3:07.216
2	1	3:06.386	47.528	1:27.494	51.364	135.3	6:13.602
3	1	3:42.698	58.601	1:52.202	51.895	113.2	9:56.300
4	1	2:50.783	46.866	1:20.269	43.648	147.6	12:47.083
5	1	2:50.165	46.437	1:20.169	43.559	148.2	15:37.248
6	1	2:51.545	46.773	1:20.186	44.586	147.0	18:28.793
7	1	2:52.804	47.618	1:20.433	44.753	145.9	21:21.597
8	1	3:01.211	47.227	1:22.157	51.827	139.1	24:22.808
9	1	4:13.992	51.612	1:55.403	1:26.977	99.3	28:36.800
10	1	3:54.827	1:18.174	1:44.382	52.271	107.4	32:31.627

95 1. Ruben MOORTGAT
RENAULT Clio C

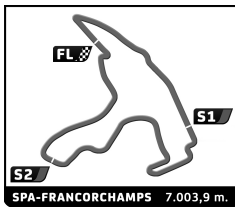
1	1	3:25.859	1:05.571	1:29.360	50.928	120.3	3:25.859
2	1	3:24.175	56.237	1:33.098	54.840	123.5	6:50.034
3	1	3:31.987	56.136	1:36.479	59.372	118.9	10:22.021
4	1	3:10.247	55.102	1:25.454	49.691	132.5	13:32.268
5	1	3:11.157	55.567	1:25.491	50.099	131.9	16:43.425
6	1	3:13.917	57.622	1:26.371	49.924	130.0	19:57.342
7	1	3:10.397	55.361	1:25.448	49.588	132.4	23:07.739
8	1	3:11.473	55.608	1:26.274	49.591	131.7	26:19.212
9	1	3:13.917	55.997	1:27.410	50.510	130.0	29:33.129
10	1	3:30.201	1:04.592	1:33.300	52.309	120.0	33:03.330

82 1. Xavier MARTENS
PORSCHE 911RS E

1	1	3:18.876	1:00.221	1:29.351	49.304	124.6	3:18.876
2	1	3:13.894	53.144	1:30.562	50.188	130.0	6:32.770
3	1	3:36.921	57.165	1:42.931	56.825	116.2	10:09.691
4	1	3:04.867	52.110	1:26.575	46.182	136.4	13:14.558
5	1	3:07.005	51.149	1:27.092	48.764	134.8	16:21.563

97 1. Luc BRANCKAERTS
CHEVROLET Corvette E

1	1	3:02.642	54.528	1:21.683	46.431	135.6	3:02.642
2	1	3:08.073	49.426	1:27.309	51.338	134.1	6:10.715
3	1	3:44.624	58.370	1:53.876	52.378	112.3	9:55.339
4	1	2:54.066	48.900	1:20.820	44.346	144.9	12:49.405
5	1	2:50.088	47.462	1:18.342	44.284	148.2	15:39.493



Belcar Historic Cup SPA SUMMER CLASSIC Race 2

Sector Analysis

— Invalidated Lap ■ Personal Best ■ Session Best **B** Crossing the pit lane

Lap	D	Time	Sector 1	Sector 2	Sector 3	Kph	Elapsed	Lap	D	Time	Sector 1	Sector 2	Sector 3	Kph	Elapsed
6	1	2:53.507	48.322	1:20.881	44.304	145.3	18:33.000	6	1	3:12.147	58.483	1:24.277	49.387	131.2	19:48.898
7	1	2:50.957	49.298	1:17.897	43.762	147.5	21:23.957	7	1	9:33.660	56.478	7:17.521	1:19.661	44.0	29:22.558
8	1	3:01.426	48.004	1:20.419	53.003	139.0	24:25.383	8	1	3:28.810	1:04.407	1:29.700	54.703	120.8	32:51.368
9	1	4:13.669	52.713	1:53.783	1:27.173	99.4	28:39.052								
10	1	3:54.278	1:18.138	1:43.818	52.322	107.6	32:33.330								

112 1. Tony KEVERS VOLKSWAGEN Golf II C

1	1	3:15.896	59.305	1:27.709	48.882	126.5	3:15.896
2	1	3:14.792	53.387	1:30.238	51.167	129.4	6:30.688
3	1	3:36.266	55.289	1:44.997	55.980	116.6	10:06.954
4	1	3:06.412	52.896	1:25.955	47.561	135.3	13:13.366
5	1	3:09.239	52.859	1:27.070	49.310	133.2	16:22.605
6	1	3:09.604	54.367	1:26.774	48.463	133.0	19:32.209
7	1	3:10.759	54.120	1:28.433	48.206	132.2	22:42.968
8	1	3:16.382	54.656	1:30.401	51.325	128.4	25:59.350
9	1	3:26.090	56.801	1:30.146	59.143	122.3	29:25.440
10	1	3:31.669	1:07.352	1:32.253	52.064	119.1	32:57.109

120 1. Sidney DIELEMAN BMW E30 325i D

1	1	3:21.984	1:02.699	1:30.516	48.769	122.7	3:21.984
2	1	3:17.847	53.872	1:32.249	51.726	127.4	6:39.831
3	1	3:35.795	55.222	1:42.001	58.572	116.8	10:15.626
4	1	3:09.294	53.538	1:25.513	50.243	133.2	13:24.920
5	1	3:09.369	55.043	1:23.899	50.427	133.1	16:34.289
6	1	3:10.506	55.293	1:25.201	50.012	132.4	19:44.795
7	1	3:10.696	54.936	1:25.384	50.376	132.2	22:55.491
8	1	3:09.520	54.584	1:25.183	49.753	133.0	26:05.011
9	1	3:22.213	54.037	1:28.962	59.214	124.7	29:27.224
10	1	3:32.921	1:06.945	1:32.673	53.303	118.4	33:00.145

121 1. David POTTERS PEUGEOT 205 C

1	1	3:27.004	1:10.099	1:29.014	47.891	119.7	3:27.004
2	1	3:21.090	54.957	1:31.976	54.157	125.4	6:48.094
3	1	3:32.384	55.755	1:37.399	59.230	118.7	10:20.478
4	1	3:05.012	54.228	1:22.417	48.367	136.3	13:25.490
5	1	3:07.939	54.028	1:23.929	49.982	134.2	16:33.429
6	1	3:03.628	54.709	1:21.232	47.687	137.3	19:37.057
7	1	3:04.742	53.614	1:23.327	47.801	136.5	22:41.799
8	1	3:16.829	54.844	1:28.229	53.756	128.1	25:58.628
9	1	3:26.342	56.413	1:29.836	1:00.093	122.2	29:24.970
10	1	3:31.622	1:06.838	1:32.179	52.605	119.1	32:56.592

123 1. Lorenzo SEGERS PEUGEOT 106 B

1	1	3:23.790	1:06.371	1:27.532	49.887	121.6	3:23.790
2	1	3:19.686	56.979	1:30.366	52.341	126.3	6:43.476
3	1	3:35.315	58.070	1:37.568	59.677	117.1	10:18.791
4	1	3:09.608	56.296	1:23.284	50.028	133.0	13:28.399
5	1	3:08.352	55.313	1:23.621	49.418	133.9	16:36.751

126 1. Raphael BRUNEEL OPEL Calibra C

1	1	3:24.193	1:04.897	1:29.349	49.947	121.3	3:24.193
2	1	3:17.816	55.731	1:29.962	52.123	127.5	6:42.009
3	1	3:34.504	57.548	1:38.588	58.368	117.5	10:16.513
4	1	3:10.473	54.982	1:25.885	49.606	132.4	13:26.986
5	1	3:07.712	54.085	1:23.348	50.279	134.3	16:34.698
6	1	3:10.728	55.309	1:25.437	49.982	132.2	19:45.426
7	1	3:13.034	55.351	1:26.350	51.333	130.6	22:58.460
8	1	3:16.020	56.666	1:30.071	49.283	128.6	26:14.480
9	1	3:15.158	56.759	1:27.238	51.161	129.2	29:29.638
10	1	3:32.438	1:06.685	1:33.097	52.656	118.7	33:02.076

127 1. Chris SERVAYGE VOLVO 240 Turbo E

1	1	3:25.044	1:09.580	1:27.477	47.987	120.8	3:25.044
2	1	7:14.364	4:46.156	1:36.904	51.304	58.0	10:39.408
3	1	3:14.214	54.179	1:29.913	50.122	129.8	13:53.622
4	1	3:15.897	56.787	1:29.376	49.734	128.7	17:09.519
5	1	3:14.190	53.727	1:30.340	50.123	129.8	20:23.709
6	1	3:14.042	52.531	1:31.483	50.028	129.9	23:37.751
7	1	4:52.327	1:03.758	2:22.132	1:26.437	86.3	28:30.078
8	1	3:51.578	1:18.859	1:41.440	51.279	108.9	32:21.656

194 1. Mario POTTERS PEUGEOT 205 GTI B


1	1	3:22.557	1:01.695	1:31.965	48.897	122.3	3:22.557
2	1	3:18.125	54.093	1:32.128	51.904	127.3	6:40.682
3	1	3:35.410	56.289	1:40.695	58.426	117.1	10:16.092
4	1	3:12.003	55.043	1:25.747	51.213	131.3	13:28.095
5	1	3:07.660	54.700	1:24.150	48.810	134.4	16:35.755

200 1. Michel KOWALEWSKI FORD Escort MKII RS2000 C

1	1	3:18.588	1:01.130	1:27.293	50.165	124.8	3:18.588
2	1	3:18.528	55.000	1:31.531	51.997	127.0	6:37.116
3	1	3:36.008	56.796	1:41.877	57.335	116.7	10:13.124
4	1	3:08.705	54.185	1:25.037	49.483	133.6	13:21.829
5	1	3:12.268	54.818	1:26.627	50.823	131.1	16:34.097
6	1	3:11.149	54.510	1:26.581	50.058	131.9	19:45.246
7	1	3:12.635	55.692	1:26.117	50.826	130.9	22:57.881
8	1	3:09.447	55.864	1:24.614	48.969	133.1	26:07.328
9	1	3:21.077	54.639	1:27.732	58.706	125.4	29:28.405
10	1	3:33.171	1:07.345	1:33.059	52.767	118.3	33:01.576

222 1. Rients VISSER BMW E30 M3 D

--	--	--	--	--	--	--	--	--	--	--	--	--	--	--	--



Belcar Historic Cup SPA SUMMER CLASSIC Race 2

Sector Analysis

— Invalidated Lap Personal Best Session Best **B** Crossing the pit lane

Lap	D	Time	Sector 1	Sector 2	Sector 3	Kph	Elapsed	Lap	D	Time	Sector 1	Sector 2	Sector 3	Kph	Elapsed
1	1	3:29.472	1:10.832	1:29.925	48.715	118.3	3:29.472	3	1	3:43.651	58.588	1:52.617	52.446	112.7	9:56.272
2	1	3:17.902	52.063	1:31.438	54.401	127.4	6:47.374	4	1	2:58.274	49.830	1:21.711	46.733	141.4	12:54.546
3	1	3:32.329	55.977	1:37.277	59.075	118.8	10:19.703	5	1	2:56.770	49.450	1:21.598	45.722	142.6	15:51.316
4	1	3:01.012	50.935	1:23.594	46.483	139.3	13:20.715	6	1	2:59.758	50.496	1:22.537	46.725	140.3	18:51.074

223

1. Floris FICK BMW 2002
C

1	1	3:29.133	1:11.161	1:29.014	48.958	118.5	3:29.133
2	1	3:19.486	53.230	1:31.969	54.287	126.4	6:48.619
3	1	3:32.168	55.815	1:37.527	58.826	118.8	10:20.787
4	1	3:04.660	51.702	1:23.742	49.216	136.5	13:25.447
5	1	3:07.620	54.033	1:23.722	49.865	134.4	16:33.067

234

1. Davy COOREMAN HONDA CRX
C

1	1	3:01.577	53.747	1:22.066	45.764	136.4	3:01.577
2	1	3:08.173	50.604	1:26.502	51.067	134.0	6:09.750
3	1	3:43.838	57.308	1:54.918	51.612	112.6	9:53.588
4	1	2:54.322	48.811	1:20.077	45.434	144.6	12:47.910
5	1	2:55.957	49.548	1:21.428	44.981	143.3	15:43.867
6	1	2:55.028	49.451	1:20.397	45.180	144.1	18:38.895

250

1. Hans Gerd BRAUNEISER FORD Escort RS2000
C

1	1	3:34.929	1:09.166	1:32.741	53.022	115.3	3:34.929
2	1	3:23.095	58.793	1:30.021	54.281	124.1	6:58.024
3	1	3:27.919	58.436	1:30.744	58.739	121.3	10:25.943
4	1	3:27.257	58.965	1:36.562	51.730	121.7	13:53.200
5	1	3:18.698	58.367	1:28.938	51.393	126.9	17:11.898
6	1	3:21.563	1:00.234	1:27.999	53.330	125.1	20:33.461
7	1	3:21.252	58.751	1:28.639	53.862	125.3	23:54.713
8	1	4:38.011	59.402	2:11.663	1:26.946	90.7	28:32.724
9	1	3:57.122	1:19.048	1:44.423	53.651	106.3	32:29.846

322

1. Olivier BREITMAYER BMW CSL 3.0
E

1	1	3:08.554	57.901	1:23.033	47.620	131.4	3:08.554
2	1	3:10.870	51.357	1:27.924	51.589	132.1	6:19.424
3	1	3:42.820	56.732	1:52.237	53.851	113.2	10:02.244
4	1	3:07.817	51.161	1:28.229	48.427	134.2	13:10.061
5	1	3:10.979	54.639	1:27.626	48.714	132.0	16:21.040
6	1	3:04.727	52.374	1:24.983	47.370	136.5	19:25.767
7	1	3:08.588	55.011	1:25.215	48.362	133.7	22:34.355
8	1	3:12.359	52.049	1:29.972	50.338	131.1	25:46.714
9	1	3:28.502	57.935	1:33.267	57.300	120.9	29:15.216
10	1	3:32.698	1:00.515	1:36.129	56.054	118.5	32:47.914

371

1. Ko KOPPEJAN MERCEDES 190 2.3 16V Evo
D

1	1	3:02.366	52.973	1:22.122	47.271	135.9	3:02.366
2	1	3:10.255	50.073	1:29.023	51.159	132.5	6:12.621

452

1. Fred KRAB BMW E30 M3
D

1	1	3:16.385	1:05.963	1:23.604	46.818	126.2	3:16.385
2	1	3:07.485	50.711	1:25.495	51.279	134.5	6:23.870
3	1	3:39.798	55.813	1:49.675	54.310	114.7	10:03.668
4	1	2:52.502	49.886	1:18.497	44.119	146.2	12:56.170
5	1	2:53.404	48.241	1:21.491	43.672	145.4	15:49.574
6	1	2:49.636	48.402	1:17.479	43.755	148.6	18:39.210
7	1	2:51.471	50.717	1:16.954	43.800	147.0	21:30.681
8	1	2:57.116	49.079	1:18.329	49.708	142.4	24:27.797
9	1	4:11.838	55.504	1:49.374	1:26.960	100.1	28:39.635
10	1	3:54.073	1:18.253	1:43.571	52.249	107.7	32:33.708

747

1. Nick VAN PELT PORSCHE 911
E

1	1	3:06.997	55.968	1:24.161	46.868	132.5	3:06.997
2	1	3:09.913	51.059	1:26.955	51.899	132.8	6:16.910
3	1	3:41.547	57.451	1:51.768	52.328	113.8	9:58.457
4	1	2:57.113	51.250	1:21.110	44.753	142.4	12:55.570
5	1	3:19.894	49.556	1:21.654	1:08.684	126.1	16:15.464
6	1	3:00.385	52.123	1:22.170	46.092	139.8	19:15.849
7	1	3:01.021	51.223	1:23.612	46.186	139.3	22:16.870
8	1	3:06.743	51.655	1:25.442	49.646	135.0	25:23.613
9	1	3:25.552	57.578	1:31.883	56.091	122.7	28:49.165
10	1	3:54.698	1:14.844	1:44.503	55.351	107.4	32:43.863