


CSCC Classic SPA SUMMER CLASSIC Qualifying

Sector Analysis

— Invalidated Lap ■ Personal Best ■ Session Best B Crossing the pit lane

Lap D	Time	Sector 1	Sector 2	Sector 3	Kph	Elapsed	Lap D	Time	Sector 1	Sector 2	Sector 3	Kph	Elapsed	
4	1. John LESLIE RELIANT Sabre 6 GT SG						2	1	3:27.394	1:01.133	1:34.271	51.990	121.6	8:55.300
	3	1	3:22.058	58.424	1:31.762	51.872	124.8	12:17.358						
	4	1	3:28.658	58.042	1:35.906	54.710	120.8	15:46.016						
	5	1	3:30.160	58.551	1:38.396	53.213	120.0	19:16.176						
	6	1	3:40.444	B	1:05.163	1:34.994	1:00.287	114.4	22:56.620					
	7	1	5:00.975	2:35.391	1:33.585	51.999	83.8	27:57.595						
	8	1	3:22.536	58.068	1:32.790	51.678	124.5	31:20.131						
	1	1	4:06.466	1:26.821	1:41.796	57.849	100.5	4:06.466						
	2	1	3:31.952	1:02.229	1:33.947	55.776	119.0	7:38.418						
	3	1	3:27.206	59.649	1:32.406	55.151	121.7	11:05.624						
4	1	3:31.438	1:00.717	1:34.339	56.382	119.3	14:37.062							
5	1	3:35.868	1:01.775	1:38.460	55.633	116.8	18:12.930							
6	1	3:32.104	1:01.406	1:34.483	56.215	118.9	21:45.034							
7	1	3:28.893	1:00.798	1:33.589	54.506	120.7	25:13.927							
8	1	3:26.574	1:00.409	1:32.263	53.902	122.1	28:40.501							
9	1	3:25.153	1:00.232	1:30.628	54.293	122.9	32:05.654							
8	1. Stephen BOND 2. Cliff GRAY LOTUS Elan 26R CA						1	1	4:33.375	1:48.703	1:49.399	55.273	90.6	4:33.375
	2	1	3:10.602	56.021	1:25.125	49.456	132.3	7:43.977						
	3	1	3:07.298	55.077	1:23.160	49.061	134.6	10:51.275						
	4	1	3:09.454	53.939	1:25.078	50.437	133.1	14:00.729						
	5	1	3:29.098	B	56.409	1:26.359	1:06.330	120.6	17:29.827					
	6	1	4:52.525	2:31.698	1:28.330	52.497	86.2	22:22.352						
	7	1	3:09.773	55.604	1:25.173	48.996	132.9	25:32.125						
	1	1	6:35.322	4:04.163	1:37.411	53.748	62.7	6:35.322						
	2	1	3:17.687	56.893	1:31.602	49.192	127.5	9:53.009						
	3	1	3:12.510	53.979	1:29.268	49.263	131.0	13:05.519						
4	1	3:08.861	53.643	1:26.479	48.739	133.5	16:14.380							
5	1	3:25.386	B	53.556	1:29.548	1:02.282	122.8	19:39.766						
6	1	4:25.401	2:06.756	1:29.192	49.453	95.0	24:05.167							
7	1	3:08.866	53.809	1:26.482	48.575	133.5	27:14.033							
8	1	3:09.486	54.003	1:27.302	48.181	133.1	30:23.519							
9	1. Keith WATERS PORSCHE 911 CD						1	1	3:18.930	52.356	1:36.043	50.531	124.5	3:18.930
	2	1	3:09.778	55.624	1:25.585	48.569	132.9	6:28.708						
	3	1	3:11.598	55.191	1:27.848	48.559	131.6	9:40.306						
	4	1	3:08.839	55.002	1:25.220	48.617	133.5	12:49.145						
	5	1	3:11.847	54.752	1:28.092	49.003	131.4	16:00.992						
	6	1	3:15.773	54.839	1:27.991	52.943	128.8	19:16.765						
	7	1	3:10.583	56.016	1:25.152	49.415	132.3	22:27.348						
	8	1	3:08.934	54.656	1:25.930	48.348	133.5	25:36.282						
	9	1	3:16.547	B	54.444	1:24.873	57.230	128.3	28:52.829					
	10	1	4:02.912	1:47.646	1:25.395	49.871	103.8	32:55.741						
20	1. Mark CLOUTMAN AUSTIN HEALEY Sebring Sprite SB						1	1	4:12.122	1:30.014	1:44.436	57.672	98.3	4:12.122
	2	1	3:36.781	1:03.680	1:36.180	56.921	116.3	7:48.903						
	3	1	3:32.639	1:00.703	1:37.334	54.602	118.6	11:21.542						
	4	1	3:32.342	59.678	1:36.895	55.769	118.7	14:53.884						
	5	1	3:53.962	B	1:01.019	1:44.730	1:08.213	107.8	18:47.846					
	6	1	5:00.746	2:26.472	1:38.475	55.799	83.8	23:48.592						
	7	1	3:27.815	59.286	1:34.460	54.069	121.3	27:16.407						
	8	1	3:22.420	57.860	1:32.241	52.319	124.6	30:38.827						
	1	1	4:05.305	1:21.555	1:45.728	58.022	101.0	4:05.305						
	2	1	3:42.282	1:02.776	1:42.529	56.977	113.4	7:47.587						
3	1	3:32.486	1:00.700	1:37.763	54.023	118.7	11:20.073							
4	1	3:39.739	B	59.789	1:37.101	1:02.849	114.7	14:59.812						
5	1	4:26.256	1:54.073	1:38.705	53.478	94.7	19:26.068							
6	1	3:28.765	59.400	1:36.522	52.843	120.8	22:54.833							
7	1	3:25.288	58.867	1:33.722	52.699	122.8	26:20.121							
8	1	3:22.573	58.204	1:32.286	52.083	124.5	29:42.694							
9	1	3:21.532	57.812	1:31.540	52.180	125.1	33:04.226							
12	1. Hugh COLMAN MG B Roadster CM						1	1	3:41.760	1:10.583	1:35.470	55.707	111.7	3:41.760
	2	1	3:27.081	59.776	1:32.514	54.791	121.8	7:08.841						
	3	1	3:23.784	59.258	1:32.452	52.074	123.7	10:32.625						
	4	1	3:36.216	B	58.542	1:32.374	1:05.300	116.6	14:08.841					
	5	1	5:03.926	2:27.079	1:42.104	54.743	83.0	19:12.767						
	6	1	3:31.429	1:00.701	1:36.931	53.797	119.3	22:44.196						
	7	1	3:27.334	59.907	1:34.827	52.600	121.6	26:11.530						
	8	1	3:23.801	58.585	1:32.834	52.382	123.7	29:35.331						
	1	1	4:05.305	1:21.555	1:45.728	58.022	101.0	4:05.305						
	2	1	3:42.282	1:02.776	1:42.529	56.977	113.4	7:47.587						
3	1	3:32.486	1:00.700	1:37.763	54.023	118.7	11:20.073							
4	1	3:39.739	B	59.789	1:37.101	1:02.849	114.7	14:59.812						
5	1	4:26.256	1:54.073	1:38.705	53.478	94.7	19:26.068							
6	1	3:28.765	59.400	1:36.522	52.843	120.8	22:54.833							
7	1	3:25.288	58.867	1:33.722	52.699	122.8	26:20.121							
8	1	3:22.573	58.204	1:32.286	52.083	124.5	29:42.694							
9	1	3:21.532	57.812	1:31.540	52.180	125.1	33:04.226							
15	1. Steve CHAPMAN TRIUMPH tr4 CC						1	1	5:27.906	2:48.902	1:43.285	55.719	75.6	5:27.906




CSCC Classic SPA SUMMER CLASSIC Qualifying

Sector Analysis

— Invalidated Lap ■ Personal Best ■ Session Best ■ Crossing the pit lane

Lap	D	Time	Sector 1	Sector 2	Sector 3	Kph	Elapsed	Lap	D	Time	Sector 1	Sector 2	Sector 3	Kph	Elapsed
27 1. Glenn CANNING NSU TTS SD								42 1. Nigel ADAMS 2. Lyndon GRIFFIN LOTUS Elan S1 CA							
1	1	4:07.749	1:27.718	1:41.860	58.171	100.0	4:07.749	1	1	4:09.697	1:28.779	1:43.362	57.556	99.2	4:09.697
2	1	3:31.979	1:02.945	1:32.564	56.470	118.9	7:39.728	2	1	3:33.577	1:00.664	1:39.715	53.198	118.1	7:43.274
3	1	3:31.046	1:01.752	1:30.214	59.080	119.5	11:10.774	3	1	3:18.663	56.922	1:31.027	50.714	126.9	11:01.937
4	1	3:33.249	1:05.150	1:33.570	54.529	118.2	14:44.023	4	1	3:22.896	54.872	1:36.320	51.704	124.3	14:24.833
5	1	3:35.685	1:01.622	1:35.515	58.548	116.9	18:19.708	5	1	3:33.511 B	55.839	1:37.152	1:00.520	118.1	17:58.344
6	1	3:38.333	1:02.663	1:40.537	55.133	115.5	21:58.041	6	1	5:03.938	2:41.101	1:33.787	49.050	83.0	23:02.282
7	1	3:26.824	1:00.878	1:32.557	53.389	121.9	25:24.865	7	1	3:11.773	53.925	1:29.340	48.508	131.5	26:14.055
8	1	3:23.684	1:00.443	1:29.071	54.170	123.8	28:48.549	8	1	3:08.793	52.743	1:27.199	48.851	133.6	29:22.848
9	1	3:23.758	1:00.216	1:29.315	54.227	123.7	32:12.307	9	1	3:10.177	53.507	1:28.045	48.625	132.6	32:33.025
34 1. Charles TIPPET 2. Claire NORMAN BMW 2002 ii SE								47 1. Anthony HEYNEN MORRIS Mini SC							
1	1	3:23.203	56.234	1:35.315	51.654	121.9	3:23.203	1	1	4:49.573	2:05.343	1:46.101	58.129	85.6	4:49.573
2	1	3:15.570	55.466	1:30.145	49.959	128.9	6:38.773	2	1	3:33.469	1:03.048	1:34.954	55.467	118.1	8:23.042
3	1	3:12.914	54.844	1:29.093	48.977	130.7	9:51.687	3	1	3:31.677	1:02.782	1:34.386	54.509	119.1	11:54.719
4	1	3:09.706	53.544	1:26.838	49.324	132.9	13:01.393	4	1	3:42.319	1:01.459	1:42.538	58.322	113.4	15:37.038
5	1	3:24.481 B	53.901	1:29.231	1:01.349	123.3	16:25.874	5	1	3:39.878	1:04.183	1:39.856	55.839	114.7	19:16.916
6	1	4:51.488	2:25.297	1:36.920	49.271	86.5	21:17.362	49 1. Steve ATKINSON AUSTIN HEALEY Sprite SB							
7	1	3:10.992	54.021	1:27.249	49.722	132.0	24:28.354	1	1	3:42.473	1:01.771	1:42.669	58.033	111.4	3:42.473
8	1	3:08.139	53.186	1:26.337	48.616	134.0	27:36.493	2	1	3:37.123	1:03.166	1:36.985	56.972	116.1	7:19.596
9	1	3:07.863	52.810	1:25.614	49.439	134.2	30:44.356	3	1	3:38.281	1:05.848	1:35.404	57.029	115.5	10:57.877
35 1. Tim GREENHILL MG B Roadster CM								50 1. David WATERHOUSE 2. Mark RICHARDS MG B GT SE							
1	1	4:27.526	1:50.990	1:40.251	56.285	92.6	4:27.526	1	1	3:51.070	1:17.013	1:39.328	54.729	107.2	3:51.070
2	1	3:24.305	59.825	1:31.501	52.979	123.4	7:51.831	2	1	3:31.999	1:02.626	1:34.273	55.100	118.9	7:23.069
3	1	3:21.194	58.159	1:31.122	51.913	125.3	11:13.025	3	1	3:29.090	1:01.529	1:33.417	54.144	120.6	10:52.159
4	1	3:23.210	59.060	1:30.889	53.261	124.1	14:36.235	4	1	3:53.313 B	1:03.029	1:38.745	1:11.539	108.1	14:45.472
5	1	3:23.570	58.242	1:31.773	53.555	123.9	17:59.805	5	1	6:25.360	3:51.403	1:39.413	54.544	65.4	21:10.832
6	1	3:23.271	58.173	1:33.171	51.927	124.0	21:23.076	6	1	3:29.685	1:00.367	1:35.950	53.368	120.2	24:40.517
7	1	3:21.784	57.811	1:31.287	52.686	125.0	24:44.860	7	1	3:25.740	1:00.354	1:32.796	52.590	122.6	28:06.257
8	1	3:18.056	56.800	1:29.893	51.363	127.3	28:02.916	8	1	3:27.379	1:01.264	1:32.740	53.375	121.6	31:33.636
9	1	3:16.498	56.193	1:28.251	52.054	128.3	31:19.414	55 1. Steve ADAMS TRIUMPH Spitfire Mk3 SB							
40 1. Mike HENNEY 2. Philip STADER TURNER ALEXANDER/MG MIDGET SB								55 1. Steve ADAMS TRIUMPH Spitfire Mk3 SB							
1	1	3:41.177	1:07.071	1:38.230	55.876	112.0	3:41.177	1	1	3:46.916	1:15.824	1:35.827	55.265	109.2	3:46.916
2	1	3:24.615			51.392	123.2	7:05.792	2	1	3:31.234	1:00.774	1:35.485	54.975	119.4	7:18.150
3	1	3:18.132	57.572	1:28.844	51.716	127.3	10:23.924	3	1	3:25.892	1:00.339	1:31.834	53.719	122.5	10:44.042
4	1	3:14.985	56.751	1:27.849	50.385	129.3	13:38.909	4	1	3:30.129	1:01.490	1:34.296	54.343	120.0	14:14.171
5	1	3:48.982 B	57.832	1:37.722	1:13.428	110.1	17:27.891	5	1	3:33.076	1:01.405	1:37.584	54.087	118.3	17:47.247
6	1	4:00.084	1:31.837	1:34.178	54.069	105.0	21:27.975	6	1	3:39.760	1:05.137	1:39.838	54.785	114.7	21:27.007
7	1	3:24.473	58.749	1:30.492	55.232	123.3	24:52.448	7	1	3:26.145	59.979	1:34.158	52.008	122.3	24:53.152
8	1	3:17.492	57.273	1:28.295	51.924	127.7	28:09.940	8	1	3:25.009	59.390	1:31.514	54.105	123.0	28:18.161
9	1	3:31.641 B	56.926	1:30.082	1:04.633	119.1	31:41.581	9	1	3:38.034	1:04.632	1:34.702	58.700	115.6	31:56.195




CSCC Classic SPA SUMMER CLASSIC Qualifying

Sector Analysis

— Invalidated Lap ■ Personal Best ■ Session Best B Crossing the pit lane

Lap D	Time	Sector 1	Sector 2	Sector 3	Kph	Elapsed	Lap D	Time	Sector 1	Sector 2	Sector 3	Kph	Elapsed		
59		1.Simon HUTSON-FLYNN 2.Steve MONK					PORSCHE 911 CD	65		1.Simon LANE					CHEVROLET Camaro SV
1	3:45.920	1:16.633	1:36.075	53.212	109.7	3:45.920	1	3:57.088	1:31.066	1:37.268	48.754	104.5	3:57.088		
2	4:59.870 B	58.070	1:31.526	2:30.274	84.1	8:45.790	2	3:10.090	51.814	1:30.964	47.312	132.6	7:07.178		
3	3:37.451	1:14.926	1:30.214	52.311	116.0	12:23.241	3	2:54.510	47.891	1:22.002	44.617	144.5	10:01.688		
4	3:20.806	57.222	1:30.916	52.668	125.6	15:44.047	4	2:57.495	47.068	1:24.203	46.224	142.1	12:59.183		
5	5:34.544 B	57.238	1:32.624	3:04.682	75.4	21:18.591	5	2:57.936	46.830	1:23.864	47.242	141.7	15:57.119		
6	3:49.631	1:17.153	1:38.519	53.959	109.8	25:08.222	6	3:00.848	48.252	1:27.673	44.923	139.4	18:57.967		
7	3:28.288	1:00.158	1:34.433	53.697	121.1	28:36.510	7	3:29.129 B	48.741	1:29.158	1:11.230	120.6	22:27.096		
8	3:25.755	58.943	1:32.048	54.764	122.5	32:02.265									
60		1.Bill WATT					LOTUS Elan S2 SL	67		1.Jonathan CRAYSTON					LOTUS Elan S4 SL
1	3:42.062	1:06.986	1:38.793	56.283	111.6	3:42.062	1	3:27.393	1:02.407	1:31.991	52.995	119.5	3:27.393		
2	3:10.410	53.424	1:26.289	50.697	132.4	6:52.472	2	3:11.782	53.739	1:28.253	49.790	131.5	6:39.175		
3	3:03.466	51.751	1:24.232	47.483	137.4	9:55.938	3	3:05.077	54.116	1:23.763	47.198	136.2	9:44.252		
4	3:03.358	51.691	1:24.767	46.900	137.5	12:59.296	4	3:05.315	53.325	1:24.104	47.886	136.1	12:49.567		
5	3:03.876	51.585	1:25.096	47.195	137.1	16:03.172	5	3:14.698	53.114	1:30.427	51.157	129.5	16:04.265		
6	3:09.340	51.453	1:28.671	49.216	133.2	19:12.512	6	3:13.370	52.554	1:27.808	53.008	130.4	19:17.635		
7	3:15.920	53.294	1:33.691	48.935	128.7	22:28.432	7	3:12.693	55.406	1:27.081	50.206	130.9	22:30.328		
8	3:03.889	52.837	1:24.933	46.119	137.1	25:32.321	8	3:21.520	52.862	1:39.607	49.051	125.1	25:51.848		
9	3:02.526	52.277	1:24.173	46.076	138.1	28:34.847	9	3:05.590	52.921	1:25.035	47.634	135.9	28:57.438		
10	3:00.366	51.092	1:22.484	46.790	139.8	31:35.213	10	3:34.564 B	58.014	1:29.280	1:07.270	117.5	32:32.002		
61		1.David SMITH					MG Midget Lenham Le Mans Coupe SB	68		1.Russell MARTIN					MG B Roadster CM
1	3:39.283	1:03.567	1:41.123	54.593	113.0	3:39.283	1	6:59.441	4:16.736	1:45.101	57.604	59.1	6:59.441		
2	3:24.672	1:00.115	1:32.196	52.361	123.2	7:03.955	2	3:26.157	59.978	1:32.083	54.096	122.3	10:25.598		
3	3:18.873	57.849	1:29.990	51.034	126.8	10:22.828	3	3:33.029	59.302	1:38.684	55.043	118.4	13:58.627		
4	3:15.213	56.789	1:28.393	50.031	129.2	13:38.041	4	3:27.661	59.078	1:35.847	52.736	121.4	17:26.288		
5	3:30.567 B	56.408	1:31.501	1:02.658	119.7	17:08.608	5	3:27.759	59.863	1:35.151	52.745	121.4	20:54.047		
6	5:08.876	2:42.496	1:32.556	53.824	81.6	22:17.484	6	3:24.590	58.771	1:33.544	52.275	123.2	24:18.637		
7	3:24.546	58.527	1:34.605	51.414	123.3	25:42.030	7	3:24.148	59.107	1:32.758	52.283	123.5	27:42.785		
8	3:18.325	58.595	1:28.937	50.793	127.1	29:00.355	8	3:22.869	59.184	1:31.320	52.365	124.3	31:05.654		
9	3:19.207	56.467	1:30.645	52.095	126.6	32:19.562									
63		1.Geoff BEALE					TALBOT Sunbeam Lotus A70	70		1.Richard BRYON 2.Ian BRYON					MG Midget SB
1	3:26.226	56.694	1:34.422	55.110	120.1	3:26.226	1	3:24.075	50.338	1:38.865	54.872	121.4	3:24.075		
2	3:10.043	52.917	1:28.328	48.798	132.7	6:36.269	2	3:28.411	58.674	1:35.251	54.486	121.0	6:52.486		
3	3:02.254	50.020	1:24.809	47.425	138.3	9:38.523	3	3:21.069	58.472	1:31.669	50.928	125.4	10:13.555		
4	3:01.717	51.843	1:23.911	45.963	138.8	12:40.240	4	3:30.923 B	56.910	1:31.025	1:02.988	119.5	13:44.478		
5	3:01.729	51.797	1:21.738	48.194	138.7	15:41.969	5	4:22.354	1:57.076	1:34.510	50.768	96.1	18:06.832		
6	3:02.163	50.506	1:24.561	47.096	138.4	18:44.132	6	3:19.947	57.515	1:32.022	50.410	126.1	21:26.779		
7	3:02.508	51.140	1:24.597	46.771	138.2	21:46.640	7	3:16.513	56.165	1:30.630	49.718	128.3	24:43.292		
8	3:03.548	50.078	1:25.095	48.375	137.4	24:50.188	8	3:14.653	56.374	1:27.834	50.445	129.5	27:57.945		
9	2:59.074	49.848	1:23.731	45.495	140.8	27:49.262	9	3:33.624 B	56.634	1:27.621	1:09.369	118.0	31:31.569		
10	2:55.908	49.424	1:21.077	45.407	143.3	30:45.170									
74		1.Dave ROBERTS					DATSUN 240Z SG	1		3:29.537	1:08.681	1:30.493	50.363	118.2	3:29.537
								2		3:09.237	53.599	1:26.546	49.092	133.2	6:38.774



CSCC Classic SPA SUMMER CLASSIC Qualifying

Sector Analysis

— Invalidated Lap ■ Personal Best ■ Session Best B Crossing the pit lane

Lap	D	Time	Sector 1	Sector 2	Sector 3	Kph	Elapsed	Lap	D	Time	Sector 1	Sector 2	Sector 3	Kph	Elapsed
3	1	3:03.557	51.802	1:24.490	47.265	137.4	9:42.331	4	1	3:16.770 B	50.951	1:27.883	57.936	128.1	12:55.072
4	1	3:06.512	52.157	1:25.497	48.858	135.2	12:48.843	5	1	5:01.592	2:37.557	1:33.266	50.769	83.6	17:56.664
5	1	3:06.607	51.668	1:26.756	48.183	135.1	15:55.450	6	1	3:16.425	54.470	1:32.611	49.344	128.4	21:13.089
6	1	3:08.129	53.100	1:27.520	47.509	134.0	19:03.579	7	1	3:16.297	53.542	1:31.784	50.971	128.4	24:29.386
7	1	3:07.833	51.861	1:24.914	51.058	134.2	22:11.412	8	1	3:16.043	54.027	1:31.433	50.583	128.6	27:45.429
8	1	3:06.035	52.550	1:26.075	47.410	135.5	25:17.447	9	1	3:12.120	53.069	1:30.121	48.930	131.2	30:57.549
9	1	3:19.023	54.314	1:35.902	48.807	126.7	28:36.470								
10	1	3:23.453 B	52.975	1:30.624	59.854	123.9	31:59.923								

78 1. David MCDONALD
 TRIUMPH TR6 SG

1	1	4:20.865	1:49.730	1:39.703	51.432	95.0	4:20.865
2	1	3:13.947	55.317	1:28.821	49.809	130.0	7:34.812
3	1	3:11.752	54.534	1:27.109	50.109	131.5	10:46.564
4	1	3:13.320	55.101	1:28.108	50.111	130.4	13:59.884
5	1	3:14.564	56.077	1:28.541	49.946	129.6	17:14.448
6	1	3:23.209	54.669	1:36.139	52.401	124.1	20:37.657
7	1	3:20.241	55.454	1:33.585	51.202	125.9	23:57.898
8	1	3:12.277	54.689	1:27.974	49.614	131.1	27:10.175
9	1	3:31.750 B	54.824	1:32.006	1:04.920	119.1	30:41.925

91 1. Jamie KEEVILL
 LOTUS Elan S2 SL

1	1	3:03.168	50.351	1:25.168	47.649	135.3	3:03.168
2	1	2:57.794	51.153	1:20.643	45.998	141.8	6:00.962
3	1	2:54.947	50.117	1:19.483	45.347	144.1	8:55.909
4	1	2:55.275	49.919	1:19.384	45.972	143.9	11:51.184
5	1	3:17.987	55.073	1:30.148	52.766	127.4	15:09.171
6	1	3:23.664	58.060	1:34.368	51.236	123.8	18:32.835
7	1	3:06.584	50.631	1:29.509	46.444	135.1	21:39.419
8	1	2:57.151	49.399	1:22.258	45.494	142.3	24:36.570
9	1	3:06.027	52.103	1:26.588	47.336	135.5	27:42.597
10	1	2:53.774	49.756	1:19.229	44.789	145.1	30:36.371

97 1. Raymond BARROW
 CHEVROLET Camaro SV

1	1	3:43.910	1:24.113	1:30.296	49.501	110.6	3:43.910
2	1	3:06.234	52.355	1:26.743	47.136	135.4	6:50.144
3	1	2:56.123	47.626	1:23.300	45.197	143.2	9:46.267
4	1	2:59.229	47.772	1:25.570	45.887	140.7	12:45.496
5	1	3:01.757	48.689	1:26.705	46.363	138.7	15:47.253
6	1	2:58.414	48.039	1:25.682	44.693	141.3	18:45.667
7	1	2:58.933	48.141	1:25.459	45.333	140.9	21:44.600
8	1	3:02.202	48.549	1:25.420	48.233	138.4	24:46.802
9	1	2:58.932	49.291	1:23.910	45.731	140.9	27:45.734
10	1	2:59.188	47.983	1:23.887	47.318	140.7	30:44.922

98 1. Nigel WINCHESTER
 2. Chas MALLARD
 SHELBY COBRA CB

1	1	3:24.580	1:01.417	1:31.857	51.306	121.1	3:24.580
2	1	3:08.039	52.047	1:27.348	48.644	134.1	6:32.619
3	1	3:05.683	51.487	1:26.689	47.507	135.8	9:38.302

101 1. Julian HOWE
 MG B GT SE

1	1	4:28.405	1:51.933	1:40.036	56.436	92.3	4:28.405
2	1	3:19.073	58.461	1:29.568	51.044	126.7	7:47.478
3	1	3:15.617	55.862	1:28.670	51.085	128.9	11:03.095
4	1	3:15.546	57.115	1:28.776	49.655	128.9	14:18.641
5	1	3:14.540	55.676	1:29.036	49.828	129.6	17:33.181
6	1	3:15.705	55.777	1:30.385	49.543	128.8	20:48.886
7	1	3:12.485	56.145	1:26.995	49.345	131.0	24:01.371
8	1	3:40.871 B	59.668	1:37.391	1:03.812	114.2	27:42.242

121 1. Christopher EDWARDS
 TRIUMPH TR4 SG

1	1	6:52.355	4:14.522	1:43.236	54.597	60.1	6:52.355
2	1	3:20.728	57.475	1:31.863	51.390	125.6	10:13.083
3	1	3:17.783	56.264	1:30.299	51.220	127.5	13:30.866
4	1	3:20.432	56.514	1:32.536	51.382	125.8	16:51.298
5	1	3:18.803	55.806	1:32.357	50.640	126.8	20:10.101
6	1	4:09.838 B	1:04.202	1:46.761	1:18.875	100.9	24:19.939

129 1. Richard PARSONS
 2. Alistair PUGH
 MORRIS Mini Cooper S CF


1	1	4:34.267	1:09.671	2:32.429	52.167	90.3	4:34.267
2	1	3:21.018	58.632	1:31.143	51.243	125.4	7:55.285
3	1	3:18.214	57.448	1:30.491	50.275	127.2	11:13.499
4	1	3:20.216	58.016	1:30.248	51.952	125.9	14:33.715
5	1	3:37.019 B	57.697	1:32.563	1:06.759	116.2	18:10.734
6	1	4:56.795	2:17.992	1:43.293	55.510	85.0	23:07.529
7	1	3:32.544	1:00.800	1:37.565	54.179	118.6	26:40.073
8	1	3:28.246	59.351	1:35.913	52.982	121.1	30:08.319

134 1. James HUGHES
 2. John HUGHES
 AUSTIN HEALEY Frogeye Sprite SB

1	1	7:45.869	4:17.223	2:10.358	1:18.288	53.2	7:45.869
2	1	4:37.995	1:31.602	1:54.982	1:11.411	90.7	12:23.864
3	1	4:25.634	1:26.638	1:46.407	1:12.589	94.9	16:49.498
4	1	5:52.474 B	1:44.026	2:13.066	1:55.382	71.5	22:41.972

149 1. Malcolm JOHNSON
 LOTUS Europa SL

1	1	3:20.422	55.564	1:33.583	51.275	123.6	3:20.422
2	1	3:04.853	51.801	1:25.269	47.783	136.4	6:25.275
3	1	3:02.173	51.255	1:23.569	47.349	138.4	9:27.448
4	1	3:01.033	51.495	1:23.395	46.143	139.3	12:28.481




CSCC Classic SPA SUMMER CLASSIC Qualifying

Sector Analysis

— Invalidated Lap ■ Personal Best ■ Session Best B Crossing the pit lane

Lap	D	Time	Sector 1	Sector 2	Sector 3	Kph	Elapsed	Lap	D	Time	Sector 1	Sector 2	Sector 3	Kph	Elapsed
168 1. Michael RUSSELL FORD Lotus Cortina CE															
1	1	4:02.947	1:35.244	1:35.695	52.008	102.0	4:02.947	7	1	2:57.573	48.468	1:23.795	45.310	142.0	21:36.412
2	1	3:13.262	56.079	1:26.146	51.037	130.5	7:16.209	8	1	2:59.045	48.384	1:25.064	45.597	140.8	24:35.457
3	1	3:11.569	55.425	1:25.766	50.378	131.6	10:27.778	9	1	2:59.544	48.896	1:25.115	45.533	140.4	27:35.001
10	1	2:59.755	50.469	1:23.142	46.144	140.3	30:50.574	10	1	2:59.816	48.988	1:23.937	46.891	140.2	30:34.817
175 1. Max WHITEHOUSE PORSCHE 911 A70															
1	1	3:21.754	52.293	1:37.444	52.017	122.8	3:21.754	1	1	3:39.543	1:14.642	1:31.854	53.047	112.8	3:39.543
2	1	3:15.057	56.211	1:28.197	50.649	129.3	6:36.811	2	1	3:15.085	58.360	1:26.910	49.815	129.2	6:54.628
3	1	3:25.086	1:02.262	1:31.443	51.381	122.9	10:01.897	3	1	3:10.987	56.281	1:25.727	48.979	132.0	10:05.615
4	1	3:14.216	54.675	1:26.673	52.868	129.8	13:16.113	4	1	3:30.939 B	56.359	1:30.372	1:04.208	119.5	13:36.554
5	1	4:16.975 B	1:09.800	1:45.852	1:21.323	98.1	17:33.088	5	1	4:40.761	2:15.032	1:33.750	51.979	89.8	18:17.315
177 1. Christian DOUGLAS TVR Griffiths 400 CB															
1	1	3:23.860	59.936	1:32.862	51.062	121.5	3:23.860	6	1	3:16.505	57.044	1:28.369	51.092	128.3	21:33.820
2	1	3:13.092	51.703	1:31.691	49.698	130.6	6:36.952	7	1	3:15.512	57.334	1:26.826	51.352	129.0	24:49.332
3	1	3:04.587	50.372	1:26.086	48.129	136.6	9:41.539	8	1	3:12.490	56.199	1:26.262	50.029	131.0	28:01.822
4	1	3:06.259	50.554	1:27.144	48.561	135.4	12:47.798	9	1	3:10.269	56.052	1:24.965	49.252	132.5	31:12.091
5	1	3:08.576	49.968	1:29.183	49.425	133.7	15:56.374								
6	1	3:16.458	51.752	1:34.737	49.969	128.3	19:12.832								
7	1	3:29.688 B	51.792	1:30.166	1:07.730	120.2	22:42.520								
240 1. Dean HALSEY DATSUN 240Z SG															
1	1	3:35.216	1:14.756	1:30.162	50.298	115.1	3:35.216								
2	1	3:05.856	51.740	1:26.435	47.681	135.7	6:41.072								
3	1	3:05.337	52.179	1:25.702	47.456	136.0	9:46.409								
4	1	3:05.004	52.376	1:24.785	47.843	136.3	12:51.413								
5	1	3:17.861 B	51.704	1:28.358	57.799	127.4	16:09.274								
6	1	3:32.367 B	1:02.626	1:26.752	1:02.989	118.7	19:41.641								
7	1	4:26.513	2:12.163	1:26.337	48.013	94.6	24:08.154								
8	1	3:06.172	52.221	1:25.940	48.011	135.4	27:14.326								
9	1	3:05.469	52.037	1:25.298	48.134	135.9	30:19.795								
321 1. Graeme LANGFORD TVR Griffith CB															
1	1	3:29.673	1:10.116	1:31.365	48.192	118.2	3:29.673								
2	1	3:07.889	50.617	1:27.543	49.729	134.2	6:37.562								
3	1	3:03.230	50.099	1:26.084	47.047	137.6	9:40.792								
4	1	2:57.623	49.054	1:23.338	45.231	142.0	12:38.415								
5	1	2:59.313	48.764	1:24.553	45.996	140.6	15:37.728								
6	1	3:01.111	48.771	1:26.266	46.074	139.2	18:38.839								
421 1. Steven CHAPLIN MG Midget SB 2. Adam CHAPLIN															
1	1	3:39.543	1:14.642	1:31.854	53.047	112.8	3:39.543								
2	1	3:15.085	58.360	1:26.910	49.815	129.2	6:54.628								
3	1	3:10.987	56.281	1:25.727	48.979	132.0	10:05.615								
4	1	3:30.939 B	56.359	1:30.372	1:04.208	119.5	13:36.554								
5	1	4:40.761	2:15.032	1:33.750	51.979	89.8	18:17.315								
6	1	3:16.505	57.044	1:28.369	51.092	128.3	21:33.820								
7	1	3:15.512	57.334	1:26.826	51.352	129.0	24:49.332								
8	1	3:12.490	56.199	1:26.262	50.029	131.0	28:01.822								
9	1	3:10.269	56.052	1:24.965	49.252	132.5	31:12.091								
471 1. Nigel REUBEN TVR Griffith SV 2. Oliver REUBEN															
1	1	3:24.562	1:12.485	1:25.129	46.948	121.1	3:24.562								
2	1	2:45.476	45.426	1:18.267	41.783	152.4	6:10.038								
3	1	2:47.184	43.669	1:20.023	43.492	150.8	8:57.222								
4	1	2:48.024	44.268	1:20.412	43.344	150.1	11:45.246								
5	1	3:16.056 B	46.544	1:26.860	1:02.652	128.6	15:01.302								
6	1	4:43.348	2:29.547	1:26.840	46.961	89.0	19:44.650								
7	1	3:24.048 B	49.495	1:31.294	1:03.259	123.6	23:08.698								
651 1. Peter THOMPSON TVR Griffith 400 CB 2. Charlie ALLISON															
1	1	3:18.597	1:03.427	1:27.384	47.786	124.7	3:18.597								
2	1	2:53.392	47.741	1:21.556	44.095	145.4	6:11.989								
3	1	2:50.271	46.799	1:19.738	43.734	148.1	9:02.260								
4	1	3:08.308 B	47.999	1:22.273	58.036	133.9	12:10.568								
5	1	4:29.964	2:14.708	1:28.086	47.170	93.4	16:40.532								
6	1	2:57.689	48.723	1:23.481	45.485	141.9	19:38.221								
7	1	2:57.343	48.122	1:24.112	45.109	142.2	22:35.564								
8	1	2:57.830	49.666	1:23.442	44.722	141.8	25:33.394								
9	1	2:55.959	47.366	1:22.608	45.985	143.3	28:29.353								
10	1	3:05.236 B	47.876	1:22.714	54.646	136.1	31:34.589								
671 1. Gordon RUSSELL MG B Roadster CM 2. Neil CHILLYSTONE															
1	1	4:22.959	1:43.853	1:42.421	56.685	94.2	4:22.959								
2	1	3:32.332	1:01.857	1:36.546	53.929	118.7	7:55.291								
3	1	3:27.221	1:00.055	1:33.517	53.649	121.7	11:22.512								
4	1	3:30.668	59.885	1:35.899	54.884	119.7	14:53.180								
5	1	3:46.330 B	1:01.399	1:36.491	1:08.440	111.4	18:39.510								
6	1	5:56.545	3:24.714	1:37.125	54.706	70.7	24:36.055								
7	1	3:29.867	1:00.998	1:35.359	53.510	120.1	28:05.922								
8	1	3:26.212	1:00.328	1:32.463	53.421	122.3	31:32.134								



CSCC Classic SPA SUMMER CLASSIC Qualifying

Sector Analysis

— Invalidated Lap
 ■ Personal Best
 ■ Session Best
 B Crossing the pit lane

Lap	D	Time	Sector 1	Sector 2	Sector 3	Kph	Elapsed	Lap	D	Time	Sector 1	Sector 2	Sector 3	Kph	Elapsed
712		1. Michael DIDCOTT													
		MG B Roadster SE													
1	1	3:31.960	58.061	1:37.983	55.916	116.9	3:31.960								
2	1	3:26.393	1:00.525	1:31.882	53.986	122.2	6:58.353								
3	1	3:19.843	58.821	1:29.477	51.545	126.2	10:18.196								
4	1	3:17.420	58.971	1:27.939	50.510	127.7	13:35.616								
5	1	3:22.691	58.450	1:32.380	51.861	124.4	16:58.307								
6	1	3:34.461 B	59.071	1:32.654	1:02.736	117.6	20:32.768								
7	1	4:31.203	2:08.713	1:31.751	50.739	93.0	25:03.971								
8	1	3:17.304	58.183	1:28.477	50.644	127.8	28:21.275								
9	1	3:17.195	58.470	1:28.252	50.473	127.9	31:38.470								