


CSCC Youngtimer SPA SUMMER CLASSIC Qualifying

Sector Analysis

— Invalidated Lap ■ Personal Best ■ Session Best B Crossing the pit lane

Lap D	Time	Sector 1	Sector 2	Sector 3	Kph	Elapsed	Lap D	Time	Sector 1	Sector 2	Sector 3	Kph	Elapsed		
5 1.Fearn RICHARD MORGAN +4 Club Sport M							4	1	5:02.833	2:36.506	1:34.640	51.687	83.3	17:48.968	
1	1	6:17.833	3:13.236	1:52.636	1:11.961	65.6	6:17.833	5	1	3:15.676	53.952	1:30.879	50.845	128.9	21:04.644
2	1	4:23.678	1:20.118	1:54.839	1:08.721	95.6	10:41.511	6	1	3:13.674	52.540	1:30.417	50.717	130.2	24:18.318
3	1	4:19.866	1:14.369	1:54.797	1:10.700	97.0	15:01.377	7	1	3:15.226	53.831	1:31.192	50.203	129.2	27:33.544
4	1	4:06.063	1:06.517	1:50.419	1:09.127	102.5	19:07.440	8	1	3:09.530	52.662	1:27.697	49.171	133.0	30:43.074
5	1	3:54.059	1:03.730	1:47.789	1:02.540	107.7	23:01.499								
6	1	3:48.711	1:07.147	1:41.989	59.575	110.2	26:50.210								
7	1	3:45.236	1:02.296	1:40.613	1:02.327	111.9	30:35.446								
6 1.Rodney FROST JAGUAR XJS MA															
1	1	5:32.184	2:43.845	1:47.380	1:00.959	74.6	5:32.184								
2	1	3:39.264	1:02.253	1:41.052	55.959	115.0	9:11.448								
3	1	3:31.576	57.936	1:37.544	56.096	119.2	12:43.024								
4	1	3:28.161	57.405	1:37.363	53.393	121.1	16:11.185								
5	1	3:23.651	55.939	1:34.861	52.851	123.8	19:34.836								
6	1	3:22.204	55.560	1:33.399	53.245	124.7	22:57.040								
7	1	3:18.328	54.802	1:32.354	51.172	127.1	26:15.368								
8	1	3:16.895	54.431	1:32.020	50.444	128.1	29:32.263								
9	1	3:15.776	53.999	1:32.013	49.764	128.8	32:48.039								
7 1.Toby HARRIS FORD Fiesta ST 180 (T) TTD 2.Lisa SELBY															
1	1	3:48.172	1:05.112	1:45.127	57.933	108.6	3:48.172								
2	1	3:30.961	58.490	1:38.346	54.125	119.5	7:19.133								
3	1	3:22.798	55.750	1:34.817	52.231	124.3	10:41.931								
4	1	3:17.247	55.604	1:30.710	50.933	127.8	13:59.178								
5	1	3:30.862	57.165	1:34.809	58.888	119.6	17:30.040								
6	1	4:30.153	2:00.766	1:35.964	53.423	93.3	22:00.193								
7	1	3:20.686	56.228	1:33.363	51.095	125.6	25:20.879								
8	1	3:12.298	53.808	1:29.416	49.074	131.1	28:33.177								
9	1	3:08.372	52.946	1:26.685	48.741	133.9	31:41.549								
8 1.Keir EDMONDS PORSCHE 911 Carrera B80															
1	1	4:57.042	1:57.619	1:58.276	1:01.147	83.4	4:57.042								
2	1	3:48.124	1:01.444	1:47.197	59.483	110.5	8:45.166								
3	1	3:53.031	1:04.134	1:48.224	1:00.673	108.2	12:38.197								
4	1	3:47.912	1:01.493	1:49.224	57.195	110.6	16:26.109								
5	1	3:35.498	59.013	1:42.740	53.745	117.0	20:01.607								
6	1	3:45.107	57.379	1:40.181	1:07.547	112.0	23:46.714								
7	1	4:18.726	1:44.460	1:39.792	54.474	97.5	28:05.440								
8	1	3:28.859	57.309	1:39.579	51.971	120.7	31:34.299								
9 1.Aidan FARRELL PORSCHE 911 993 RSR Cup MA 2.David WHELAN															
1	1	5:03.700	2:11.193	1:49.109	1:03.398	81.6	5:03.700								
2	1	3:45.543	1:01.277	1:44.368	59.898	111.8	8:49.243								
3	1	3:56.892	1:01.773	1:43.569	1:11.550	106.4	12:46.135								
12 1.Charlie NEWTON-DARBY MINI Cooper S R53 (S/C) TTC															
1	1	4:18.713	1:33.307	1:45.207	1:00.199	95.8	4:18.713								
2	1	3:35.921	59.653	1:38.535	57.733	116.8	7:54.634								
3	1	3:39.269	1:00.590	1:36.870	1:01.809	115.0	11:33.903								
4	1	4:15.559	1:52.377	1:32.705	50.477	98.7	15:49.462								
5	1	3:17.918	55.726	1:30.573	51.619	127.4	19:07.380								
6	1	3:12.281	54.470	1:28.969	48.842	131.1	22:19.661								
7	1	3:10.691	54.196	1:27.340	49.155	132.2	25:30.352								
8	1	3:06.175	53.351	1:25.518	47.306	135.4	28:36.527								
9	1	3:05.495	53.063	1:24.731	47.701	135.9	31:42.022								
13 1.Martin WEBB BMW M3 E36 NM2															
1	1	5:38.090	2:55.172	1:46.293	56.625	73.3	5:38.090								
2	1	3:30.444	58.667	1:37.885	53.892	119.8	9:08.534								
3	1	3:24.184	56.452	1:33.694	54.038	123.5	12:32.718								
4	1	3:17.632	55.719	1:31.379	50.534	127.6	15:50.350								
5	1	3:16.097	54.616	1:29.633	51.848	128.6	19:06.447								
6	1	3:10.691	52.489	1:28.368	49.834	132.2	22:17.138								
7	1	3:07.156	52.798	1:26.049	48.309	134.7	25:24.294								
8	1	3:02.989	50.864	1:25.718	46.407	137.8	28:27.283								
9	1	3:07.744	50.659	1:29.127	47.958	134.3	31:35.027								
16 1.David NEWNES BMW 325i E30 C80															
1	1	5:50.332	3:02.251	1:48.382	59.699	70.7	5:50.332								
2	1	3:36.367	1:00.934	1:39.567	55.866	116.5	9:26.699								
3	1	3:26.907	58.483	1:34.870	53.554	121.9	12:53.606								
4	1	3:28.215	56.051	1:38.610	53.554	121.1	16:21.821								
5	1	3:22.847	1:00.693	1:31.192	50.962	124.3	19:44.668								
6	1	3:13.669	54.050	1:27.656	51.963	130.2	22:58.337								
7	1	3:17.771	55.044	1:31.340	51.387	127.5	26:16.108								
8	1	3:16.721	54.698	1:31.547	50.476	128.2	29:32.829								
9	1	3:10.873	54.188	1:28.281	48.404	132.1	32:43.702								
19 1.Steve GRIFFITHS GINETTA G20 MD															
1	1	5:23.092	2:39.548	1:44.651	58.893	76.7	5:23.092								
2	1	3:31.054	58.217	1:36.385	56.452	119.5	8:54.146								
3	1	3:23.192	56.996	1:34.568	51.628	124.1	12:17.338								
4	1	3:17.779	54.578	1:32.511	50.690	127.5	15:35.117								
5	1	3:15.214	53.715	1:30.607	50.892	129.2	18:50.331								
6	1	3:14.789	56.037	1:28.776	49.976	129.4	22:05.120								
7	1	3:07.056	52.923	1:26.965	47.168	134.8	25:12.176								
8	1	3:06.760	52.344	1:25.386	49.030	135.0	28:18.936								




CSCC Youngtimer SPA SUMMER CLASSIC Qualifying

Sector Analysis

— Invalidated Lap ■ Personal Best ■ Session Best **B** Crossing the pit lane

Lap	D	Time	Sector 1	Sector 2	Sector 3	Kph	Elapsed	Lap	D	Time	Sector 1	Sector 2	Sector 3	Kph	Elapsed
LOTUS Elise S1 MD															
20	1.	David SHARP													
9	1	3:05.383	51.643	1:26.822	46.918	136.0	31:24.319	2	1	3:54.508	1:02.891	1:50.679	1:00.938	107.5	8:17.586
1	1	4:39.287	1:51.680	1:48.962	58.645	88.7	4:39.287	3	1	3:46.049	1:02.000	1:45.747	58.302	111.5	12:03.635
2	1	3:41.998	59.564	1:44.416	58.018	113.6	8:21.285	4	1	3:41.141	1:00.256	1:43.955	56.930	114.0	15:44.776
3	1	3:37.280	59.152	1:43.038	55.090	116.0	11:58.565	5	1	3:51.093 B	59.098	1:44.595	1:07.400	109.1	19:35.869
4	1	3:29.294	57.077	1:39.244	52.973	120.5	15:27.859	6	1	5:01.162	2:39.706	1:31.495	49.961	83.7	24:37.031
5	1	3:31.235	58.521	1:38.010	54.704	119.4	18:59.094	7	1	3:10.356	53.847	1:27.865	48.644	132.5	27:47.387
6	1	3:25.340	56.324	1:36.125	52.891	122.8	22:24.434	8	1	3:09.300	53.906	1:27.435	47.959	133.2	30:56.687
7	1	3:20.733	54.960	1:33.815	51.958	125.6	25:45.167								
8	1	3:22.880	55.745	1:34.323	52.812	124.3	29:08.047								
9	1	3:18.222	55.613	1:31.996	50.613	127.2	32:26.269								
MORGAN +8 A80															
22	1.	Bill LANCASHIRE													
	2.	Howard LANCASHIRE													
1	1	5:26.481	2:43.982	1:42.525	59.974	75.9	5:26.481	1	1	4:43.282	2:01.708	1:45.610	55.964	87.5	4:43.282
2	1	3:28.425	58.060	1:33.988	56.377	121.0	8:54.906	2	1	3:41.327	1:01.339	1:39.958	1:00.030	113.9	8:24.609
3	1	3:20.791	56.201	1:32.952	51.638	125.6	12:15.697	3	1	3:35.868	57.982	1:42.547	55.339	116.8	12:00.477
4	1	3:15.799	53.858	1:31.940	50.001	128.8	15:31.496	4	1	3:24.581	56.595	1:34.924	53.062	123.2	15:25.058
5	1	3:36.728 B	53.461	1:41.410	1:01.857	116.3	19:08.224	5	1	3:21.008	55.205	1:33.710	52.093	125.4	18:46.066
6	1	4:56.661	2:28.377	1:33.656	54.628	85.0	24:04.885	6	1	3:22.363	54.543	1:34.288	53.532	124.6	22:08.429
7	1	3:14.756	55.163	1:29.945	49.648	129.5	27:19.641	7	1	3:20.418	54.855	1:33.785	51.778	125.8	25:28.847
8	1	3:13.358	52.657	1:28.564	52.137	130.4	30:32.999	8	1	3:17.195	53.346	1:32.946	50.903	127.9	28:46.042
								9	1	3:13.201	52.989	1:30.434	49.778	130.5	31:59.243
BMW E30 318is C80															
25	1.	Michael WRIGHT													
	2.	Liam WRIGHT													
1	1	5:06.637	2:23.155	1:45.118	58.364	80.8	5:06.637	1	1	4:28.144	1:46.043	1:44.066	58.035	92.4	4:28.144
2	1	3:47.551	1:05.154	1:41.239	1:01.158	110.8	8:54.188	2	1	4:15.405	1:03.316	1:50.659	1:21.430	98.7	8:43.549
3	1	3:56.250 B	1:02.852	1:41.261	1:12.137	106.7	12:50.438	3	1	4:54.011	1:02.565	2:57.798	53.648	85.8	13:37.560
4	1	5:31.634	3:02.163	1:35.291	54.180	76.0	18:22.072								
5	1	3:21.988	59.100	1:31.660	51.228	124.8	21:44.060								
6	1	3:13.710	56.458	1:27.483	49.769	130.2	24:57.770								
7	1	3:12.786	55.145	1:27.175	50.466	130.8	28:10.556								
8	1	3:10.872	55.317	1:26.585	48.970	132.1	31:21.428								
HONDA Civic Type R TA															
27	1.	James SLATER													
1	1	5:07.195	2:24.742	1:46.081	56.372	80.6	5:07.195	1	1	4:34.135	1:49.593	1:46.260	58.282	90.4	4:34.135
2	1	3:33.955	58.841	1:39.657	55.457	117.8	8:41.150	2	1	3:38.228	1:02.581	1:39.720	55.927	115.5	8:12.363
3	1	3:27.113	57.441	1:35.365	54.307	121.7	12:08.263	3	1	3:20.369	57.029	1:31.998	51.342	125.8	11:32.732
4	1	3:20.284	56.162	1:33.415	50.707	125.9	15:28.547	4	1	3:18.946	54.580	1:32.061	52.305	126.7	14:51.678
5	1	3:18.361	55.208	1:32.079	51.074	127.1	18:46.908	5	1	3:19.543	53.405	1:36.067	50.071	126.4	18:11.221
6	1	3:14.995	54.090	1:31.365	49.540	129.3	22:01.903	6	1	3:06.769	53.653	1:25.621	47.495	135.0	21:17.990
7	1	3:11.147	53.833	1:28.893	48.421	131.9	25:13.050	7	1	3:03.983	52.990	1:24.185	46.808	137.0	24:21.973
8	1	3:09.607	52.520	1:27.411	49.676	133.0	28:22.657	8	1	3:04.170	50.939	1:26.393	46.838	136.9	27:26.143
9	1	3:06.991	52.043	1:27.434	47.514	134.8	31:29.648	9	1	2:59.117	50.110	1:22.964	46.043	140.8	30:25.260
LOTUS Elise S3 (S/C) NB															
33	1.	Bailey EDWARDS													
1	1	10:42.389	7:51.815	1:47.395	1:03.179	38.6	10:42.389	1	1	4:03.593	1:26.354	1:42.478	54.761	101.7	4:03.593
2	1	3:51.258	1:07.839	1:44.255	59.164	109.0	14:33.647								
3	1	3:47.063	1:03.310	1:43.933	59.820	111.0	18:20.710								
4	1	3:36.222	59.325	1:40.862	56.035	116.6	21:56.932								
5	1	3:38.101	57.772	1:44.095	56.234	115.6	25:35.033								
6	1	3:34.399	57.578	1:39.122	57.699	117.6	29:09.432								
7	1	3:26.830	56.384	1:36.140	54.306	121.9	32:36.262								
BMW M3 E90 NM1															
34	1.	Dave GRIFFIN													
1	1	4:03.593	1:26.354	1:42.478	54.761	101.7	4:03.593								



CSCC Youngtimer SPA SUMMER CLASSIC Qualifying

Sector Analysis

— Invalidated Lap ■ Personal Best ■ Session Best B Crossing the pit lane

Lap	D	Time	Sector 1	Sector 2	Sector 3	Kph	Elapsed	Lap	D	Time	Sector 1	Sector 2	Sector 3	Kph	Elapsed
-----	---	------	----------	----------	----------	-----	---------	-----	---	------	----------	----------	----------	-----	---------

2	1	3:25.014	56.016	1:34.577	54.421	123.0	7:28.607
3	1	3:21.397	55.798	1:32.946	52.653	125.2	10:50.004
4	1	3:18.539	55.219	1:32.266	51.054	127.0	14:08.543
5	1	3:16.223	53.696	1:32.243	50.284	128.5	17:24.766
6	1	3:13.840	51.435	1:30.841	51.564	130.1	20:38.606
7	1	3:14.571	51.669	1:32.846	50.056	129.6	23:53.177
8	1	3:10.758	51.240	1:29.826	49.692	132.2	27:03.935
9	1	3:12.964	50.803	1:32.031	50.130	130.7	30:16.899

36		1.Arran MOULTON-SMITH		BMW M3 E36 Evo		NM1	
----	--	-----------------------	--	----------------	--	-----	--

1	1	4:47.615	2:12.646	1:43.930	51.039	86.1	4:47.615
2	1	3:18.450	55.509	1:31.879	51.062	127.1	8:06.065
3	1	3:05.899	50.553	1:26.308	49.038	135.6	11:11.964
4	1	2:58.312	49.049	1:23.853	45.410	141.4	14:10.276
5	1	3:15.864	51.588	1:27.361	56.915	128.7	17:26.140
6	1	4:14.352	2:02.306	1:25.043	47.003	99.1	21:40.492
7	1	2:56.471	48.854	1:22.273	45.344	142.9	24:36.963
8	1	2:56.968	49.636	1:21.633	45.699	142.5	27:33.931
9	1	2:52.449	48.030	1:19.396	45.023	146.2	30:26.380

38		1.John DICKSON		LOTUS Evora GT4 (S/C)		NA	
----	--	----------------	--	-----------------------	--	----	--

1	1	5:34.571	2:54.653	1:44.538	55.380	74.0	5:34.571
2	1	3:15.883	54.479	1:30.738	50.666	128.7	8:50.454
3	1	3:13.507	55.034	1:28.399	50.074	130.3	12:03.961
4	1	3:08.058	52.099	1:28.528	47.431	134.1	15:12.019
5	1	3:05.204	51.214	1:26.601	47.389	136.1	18:17.223
6	1	3:02.303	51.315	1:24.463	46.525	138.3	21:19.526
7	1	2:58.139	49.601	1:22.148	46.390	141.5	24:17.665
8	1	2:56.683	50.086	1:21.057	45.540	142.7	27:14.348
9	1	3:33.746	51.352	1:31.107	1:11.287	118.0	30:48.094

42		1.Jonathan DEE		HONDA Integra DC2		TD	
----	--	----------------	--	-------------------	--	----	--

1	1	3:41.273	1:07.176	1:41.506	52.591	112.0	3:41.273
2	1	3:22.791	58.145	1:31.330	53.316	124.3	7:04.064
3	1	3:22.069	57.658	1:31.638	52.773	124.8	10:26.133
4	1	3:32.047	56.355	1:28.391	1:07.301	118.9	13:58.180
5	1	5:30.424	1:10.452	2:23.197	1:56.775	76.3	19:28.604

45		1.Stephen SCOTT-DUNWO		FORD Sierra Cosworth RS500 (T)		A80	
----	--	-----------------------	--	--------------------------------	--	-----	--

1	1	5:24.466	2:48.120	1:38.251	58.095	76.4	5:24.466
2	1	3:24.972	56.306	1:31.474	57.192	123.0	8:49.438
3	1	3:16.776	55.829	1:29.471	51.476	128.1	12:06.214
4	1	3:11.932	53.181	1:28.315	50.436	131.4	15:18.146
5	1	3:07.035	51.172	1:27.403	48.460	134.8	18:25.181
6	1	3:04.810	52.180	1:24.689	47.941	136.4	21:29.991
7	1	3:02.153	50.008	1:24.421	47.724	138.4	24:32.144
8	1	3:00.848	48.815	1:24.478	47.555	139.4	27:32.992
9	1	2:59.364	48.793	1:23.422	47.149	140.6	30:32.356

47		1.Ryan MONE		Porsche 944 S2		B80	
----	--	-------------	--	----------------	--	-----	--

1	1	4:41.250	1:54.326	1:47.163	59.761	88.1	4:41.250
2	1	3:40.853	59.038	1:43.462	58.353	114.2	8:22.103
3	1	3:36.937	59.711	1:42.361	54.865	116.2	11:59.040
4	1	3:26.505	57.637	1:37.496	51.372	122.1	15:25.545
5	1	3:22.718	56.575	1:33.303	52.840	124.4	18:48.263
6	1	3:40.381	1:00.863	1:34.024	1:05.494	114.4	22:28.644

51		1.Richard HARMAN		Porsche 944 Turbo		A80	
----	--	------------------	--	-------------------	--	-----	--

1	1	5:04.625	2:16.802	1:48.125	59.698	81.3	5:04.625
2	1	3:34.692	1:00.439	1:39.934	54.319	117.4	8:39.317
3	1	3:30.346	56.989	1:36.928	56.429	119.9	12:09.663
4	1	3:25.935	55.998	1:37.353	52.584	122.4	15:35.598
5	1	3:24.559	54.753	1:34.284	55.522	123.3	19:00.157
6	1	3:16.779	54.720	1:31.878	50.181	128.1	22:16.936
7	1	3:13.316	54.133	1:29.604	49.579	130.4	25:30.252
8	1	3:27.517	54.056	1:37.449	56.012	121.5	28:57.769
9	1	3:08.407	52.494	1:27.746	48.167	133.8	32:06.176

54		1.Michael KIDSON 2.Tim BENTLEY		BMW 318is E30		C80	
----	--	-----------------------------------	--	---------------	--	-----	--


1	1	4:26.884	1:35.703	1:49.194	1:01.987	92.8	4:26.884
2	1	4:04.118	1:12.374	1:48.316	1:03.428	103.3	8:31.002
3	1	4:05.184	1:07.420	1:46.008	1:11.756	102.8	12:36.186
4	1	5:30.625	2:58.824	1:36.751	55.050	76.3	18:06.811
5	1	3:32.377	1:02.035	1:35.657	54.685	118.7	21:39.188
6	1	3:22.642	59.872	1:31.093	51.677	124.4	25:01.830
7	1	3:22.342	58.991	1:30.626	52.725	124.6	28:24.172
8	1	3:17.129	58.273	1:28.652	50.204	127.9	31:41.301

56		1.Matt Holben		TVR Tuscan - 4500cc		MAT	
----	--	---------------	--	---------------------	--	-----	--

1	1	4:16.754	1:36.778	1:42.828	57.148	96.5	4:16.754
2	1	3:24.133	56.170	1:32.655	55.308	123.5	7:40.887
3	1	3:21.488	57.927	1:32.307	51.254	125.1	11:02.375
4	1	3:16.037	54.237	1:32.393	49.407	128.6	14:18.412
5	1	3:08.094	52.112	1:28.097	47.885	134.1	17:26.506
6	1	3:13.189	54.399	1:26.575	52.215	130.5	20:39.695
7	1	3:05.282	51.452	1:25.718	48.112	136.1	23:44.977
8	1	3:01.888	50.442	1:23.101	48.345	138.6	26:46.865
9	1	2:55.347	48.854	1:20.939	45.554	143.8	29:42.212
10	1	2:58.352	48.427	1:23.024	46.901	141.4	32:40.564

61		1.Piers BRIDGEMAN-WILLIA 2.Theo BRIDGEMAN-WILLIA		Porsche 944 S2		B80	
----	--	-----------------------------------------------------	--	----------------	--	-----	--

1	1	4:20.885	1:20.911	1:56.144	1:03.830	95.0	4:20.885
2	1	3:52.960	1:03.894	1:45.034	1:04.032	108.2	8:13.845
3	1	4:00.009	1:08.154	1:50.013	1:01.842	105.1	12:13.854



CSCC Youngtimer SPA SUMMER CLASSIC Qualifying

Sector Analysis

— Invalidated Lap ■ Personal Best ■ Session Best ■ Crossing the pit lane

Lap	D	Time	Sector 1	Sector 2	Sector 3	Kph	Elapsed	Lap	D	Time	Sector 1	Sector 2	Sector 3	Kph	Elapsed
4	1	4:09.133 B	1:05.474	1:45.312	1:18.347	101.2	16:22.987								
5	1	5:14.876	2:51.716	1:30.842	52.318	80.1	21:37.863								
6	1	3:14.566	56.355	1:27.475	50.736	129.6	24:52.429								
7	1	3:11.823	55.902	1:25.971	49.950	131.4	28:04.252								
8	1	4:13.156 B	1:09.682	1:45.678	1:17.796	99.6	32:17.408								

66		1.Alex TAYLOR		TVR Tuscan Challenge		MAT	
1	1	6:49.046	4:28.461	1:30.957	49.628	60.6	6:49.046
2	1	3:07.885	51.202	1:27.807	48.876	134.2	9:56.931
3	1	3:03.908	50.396	1:25.848	47.664	137.1	13:00.839
4	1	3:06.456	49.630	1:28.454	48.372	135.2	16:07.295
5	1	3:25.377 B	50.059	1:24.554	1:10.764	122.8	19:32.672
6	1	5:02.584	2:44.314	1:30.862	47.408	83.3	24:35.256
7	1	2:55.394	48.674	1:21.427	45.293	143.8	27:30.650
8	1	2:53.231	47.730	1:19.923	45.578	145.6	30:23.881

67		1.Colin PHILPOTT		JAGUAR XJS		MA	
1	1	5:46.960	3:01.179	1:47.226	58.555	71.4	5:46.960
2	1	3:32.512	58.940	1:38.488	55.084	118.6	9:19.472
3	1	3:27.337	57.266	1:37.511	52.560	121.6	12:46.809
4	1	3:28.334	55.967	1:37.531	54.836	121.0	16:15.143
5	1	3:18.989	54.145	1:34.179	50.665	126.7	19:34.132
6	1	3:18.968	53.883	1:33.760	51.325	126.7	22:53.100
7	1	3:17.938	54.323	1:32.564	51.051	127.4	26:11.038
8	1	3:39.473	56.027	1:47.276	56.170	114.9	29:50.511
9	1	3:11.037	53.099	1:29.552	48.386	132.0	33:01.548

73		1.Matthew SANDERS 2.Jack LAYTON		BMW M3 E46 - 3246cc		NMI	
1	1	5:09.584	2:36.671	1:39.057	53.856	80.0	5:09.584
2	1	3:21.987	56.692	1:32.088	53.207	124.8	8:31.571
3	1	3:20.629	52.591	1:39.203	48.835	125.7	11:52.200
4	1	3:05.968	52.338	1:23.994	49.636	135.6	14:58.168
5	1	3:21.855 B	52.058	1:31.185	58.612	124.9	18:20.023
6	1	5:30.093	2:59.695	1:36.910	53.488	76.4	23:50.116
7	1	3:11.274	51.921	1:29.449	49.904	131.8	27:01.390
8	1	2:58.934	49.406	1:24.605	44.923	140.9	30:00.324

74		1.Dominic MALONE		BMW E90 WTCC		NMI	
1	1	3:55.477	1:21.927	1:40.199	53.351	105.2	3:55.477
2	1	3:13.223	52.476	1:30.459	50.288	130.5	7:08.700
3	1	3:08.682	51.179	1:28.918	48.585	133.6	10:17.382
4	1	3:03.381	49.884	1:26.191	47.306	137.5	13:20.763
5	1	2:59.467	49.189	1:23.668	46.610	140.5	16:20.230
6	1	3:03.987	50.284	1:24.779	48.924	137.0	19:24.217
7	1	3:12.789 B	48.719	1:23.117	1:00.953	130.8	22:37.006
8	1	3:41.265	1:32.637	1:23.731	44.897	114.0	26:18.271
9	1	2:57.252	49.901	1:22.621	44.730	142.3	29:15.523
10	1	2:52.444	49.093	1:20.004	43.347	146.2	32:07.967


75		1.Matthew LEWIS		MARCOS Mantula		A80	
1	1	4:00.160	1:08.531	1:51.022	1:00.607	103.2	4:00.160
2	1	3:40.094	1:00.638	1:40.734	58.722	114.6	7:40.254
3	1	3:39.396	1:00.787	1:40.887	57.722	114.9	11:19.650
4	1	3:29.948	57.289	1:37.762	54.897	120.1	14:49.598
5	1	3:24.652	54.812	1:36.049	53.791	123.2	18:14.250
6	1	3:20.851	55.226	1:32.995	52.630	125.5	21:35.101
7	1	3:14.256	52.874	1:31.339	50.043	129.8	24:49.357
8	1	3:12.500	52.535	1:29.917	50.048	131.0	28:01.857
9	1	3:09.182	51.890	1:27.792	49.500	133.3	31:11.039

77		1.Mark ALEXANDER-WILLIA 2.Lewis ALEXANDER-WILLIA		CITROEN Saxo		TF	
1	1	5:12.680	2:24.535	1:49.010	59.135	79.2	5:12.680
2	1	3:38.300	1:00.180	1:37.967	1:00.153	115.5	8:50.980
3	1	3:39.427	1:00.720	1:43.399	55.308	114.9	12:30.407
4	1	3:23.583	56.873	1:34.622	52.088	123.9	15:53.990
5	1	3:44.067 B	56.990	1:38.349	1:08.728	112.5	19:38.057
6	1	5:14.672	2:48.818	1:33.967	51.887	80.1	24:52.729
7	1	3:20.953	57.619	1:29.427	53.907	125.5	28:13.682
8	1	3:17.209	55.918	1:30.779	50.512	127.9	31:30.891

78		1.Andrew RATH		LOTUS Europa (T)		NB	
1	1	4:44.045	2:08.049	1:42.204	53.792	87.2	4:44.045
2	1	3:32.100	58.781	1:36.855	56.464	118.9	8:16.145
3	1	3:21.602	57.064	1:33.605	50.933	125.1	11:37.747
4	1	3:15.009	53.784	1:30.966	50.259	129.3	14:52.756
5	1	3:11.468	52.003	1:31.138	48.327	131.7	18:04.224
6	1	3:06.844	51.352	1:28.085	47.407	134.9	21:11.068
7	1	3:08.360	51.840	1:28.122	48.398	133.9	24:19.428
8	1	3:14.974 B	53.067	1:26.408	55.499	129.3	27:34.402
9	1	4:10.883	1:57.304	1:26.751	46.828	100.5	31:45.285

79		1.Mark CHILTON		NISSAN Skyline GTR R32 (T)		A80	
1	1	4:38.915	2:03.084	1:40.821	55.010	88.8	4:38.915
2	1	3:19.629	54.406	1:34.527	50.696	126.3	7:58.544
3	1	3:29.859	51.647	1:31.249	1:06.963	120.1	11:28.403
4	1	3:08.210	51.872	1:29.654	46.684	134.0	14:36.613
5	1	3:04.492	50.022	1:27.987	46.483	136.7	17:41.105
6	1	3:01.820	50.028	1:25.236	46.556	138.7	20:42.925
7	1	3:04.645	52.276	1:26.971	45.398	136.6	23:47.570
8	1	2:57.866	48.614	1:23.267	45.985	141.8	26:45.436
9	1	2:54.416	46.952	1:23.193	44.271	144.6	29:39.852
10	1	2:53.267	46.737	1:21.939	44.591	145.5	32:33.119

82		1.Ben CATER 2.Malcolm SCOTT		BMW E36 Compact		NM2	



CSCC Youngtimer SPA SUMMER CLASSIC Qualifying

Sector Analysis

— Invalidated Lap ■ Personal Best ■ Session Best B Crossing the pit lane

Lap	D	Time	Sector 1	Sector 2	Sector 3	Kph	Elapsed	Lap	D	Time	Sector 1	Sector 2	Sector 3	Kph	Elapsed
1	1	4:17.368	1:29.522	1:48.592	59.254	96.3	4:17.368	2	1	3:40.853	1:02.372	1:40.766	57.715	114.2	8:16.347
2	1	3:36.357	1:00.078	1:39.047	57.232	116.5	7:53.725	3	1	3:33.537	1:00.256	1:38.269	55.012	118.1	11:49.884
3	1	3:32.760	1:00.919	1:36.554	55.287	118.5	11:26.485	4	1	3:32.986	59.673	1:37.360	55.953	118.4	15:22.870
4	1	3:36.786 B	58.906	1:35.403	1:02.477	116.3	15:03.271	5	1	3:32.846	58.230	1:37.585	57.031	118.5	18:55.716
5	1	4:49.626	2:26.357	1:32.581	50.688	87.1	19:52.897	6	1	3:28.840	57.866	1:36.654	54.320	120.7	22:24.556
6	1	3:12.455	53.047	1:29.408	50.000	131.0	23:05.352	7	1	3:23.836	57.312	1:34.505	52.019	123.7	25:48.392
7	1	3:27.813	1:07.004	1:30.620	50.189	121.3	26:33.165	8	1	3:36.595 B	56.573	1:35.797	1:04.225	116.4	29:24.987
8	1	3:12.164	54.222	1:28.902	49.040	131.2	29:45.329								
9	1	3:06.930	53.722	1:25.578	47.630	134.9	32:52.259								

90 1. Chris TILLY
CHEVROLET Corvette C5
NA

1	1	8:53.895 B	3:29.615	2:24.360	2:59.920	46.4	8:53.895
---	---	------------	----------	-----------------	----------	------	----------

98 1. David BELLAMY
PEUGEOT 106 GTi
TE

1	1	4:26.895	1:38.516	1:48.685	59.694	92.8	4:26.895
2	1	3:51.333	1:03.533	1:50.007	57.793	109.0	8:18.228
3	1	3:43.577	1:01.849	1:45.873	55.855	112.8	12:01.805
4	1	3:29.470	59.439	1:36.222	53.809	120.4	15:31.275
5	1	3:31.332	57.586	1:37.003	56.743	119.3	19:02.607
6	1	3:23.213	57.400	1:33.391	52.422	124.1	22:25.820
7	1	3:34.407	57.084	1:41.383	55.940	117.6	26:00.227
8	1	3:17.583	55.849	1:30.942	50.792	127.6	29:17.810
9	1	3:25.277	55.504	1:32.013	57.760	122.8	32:43.087

111 1. Jason KENNEDY
2. Louise KENNEDY
NISSAN Skyline GTR R32 (T)
A80

1	1	3:46.788	1:02.296	1:45.686	58.806	109.2	3:46.788
2	1	3:38.399	57.604	1:39.910	1:00.885	115.4	7:25.187
3	1	4:03.361 B	1:02.912	1:46.960	1:13.489	103.6	11:28.548
4	1	6:07.592	3:33.304	1:40.641	53.647	68.6	17:36.140
5	1	3:23.979	55.639	1:35.270	53.070	123.6	21:00.119
6	1	3:23.920	55.805	1:36.051	52.064	123.6	24:24.039
7	1	3:17.608	53.727	1:33.461	50.420	127.6	27:41.647
8	1	3:14.335	51.904	1:32.823	49.608	129.7	30:55.982

113 1. Stephen REYNOLDS
2. John RIDGEON
RENAULT Clio 182
TB

1	1	4:53.345	2:05.102	1:50.191	58.052	84.5	4:53.345
2	1	3:38.256	1:00.799	1:39.552	57.905	115.5	8:31.601
3	1	3:33.851	59.760	1:36.471	57.620	117.9	12:05.452
4	1	3:44.805 B	58.896	1:36.716	1:09.193	112.2	15:50.257
5	1	4:49.675	2:20.003	1:35.032	54.640	87.0	20:39.932
6	1	3:22.032	58.330	1:31.203	52.499	124.8	24:01.964
7	1	3:14.934	55.632	1:28.433	50.869	129.3	27:16.898
8	1	3:10.794	54.738	1:25.853	50.203	132.2	30:27.692

119 1. Darren ANDERSON
BMW Compact E46
NC

1	1	4:35.494	1:50.095	1:47.386	58.013	89.9	4:35.494
---	---	----------	----------	----------	--------	------	----------

129 1. Tommy GROUT
BMW M3 E36
NM2

1	1	3:50.001	1:12.646	1:41.962	55.393	107.7	3:50.001
2	1	3:31.393	58.370	1:37.127	55.896	119.3	7:21.394
3	1	3:23.027	55.818	1:33.627	53.582	124.2	10:44.421
4	1	3:17.329	55.481	1:30.837	51.011	127.8	14:01.750
5	1	3:18.386	55.014	1:33.474	49.898	127.1	17:20.136
6	1	3:12.205	53.133	1:29.625	49.447	131.2	20:32.341
7	1	3:07.821	52.851	1:27.130	47.840	134.2	23:40.162
8	1	3:27.436	57.979	1:34.674	54.783	121.6	27:07.598
9	1	3:07.324	51.789	1:27.676	47.859	134.6	30:14.922

131 1. Matthew MOLINEAUX
2. Stephen GILBEY
BMW E30
C80


1	1	6:13.187	3:24.974	1:44.017	1:04.196	66.4	6:13.187
2	1	3:34.035	59.851	1:37.614	56.570	117.8	9:47.222
3	1	3:43.806 B	1:00.968	1:35.842	1:06.996	112.7	13:31.028
4	1	5:49.345	3:14.337	1:40.946	54.062	72.2	19:20.373
5	1	3:26.197	58.864	1:34.241	53.092	122.3	22:46.570
6	1	3:21.387	57.657	1:29.648	54.082	125.2	26:07.957
7	1	3:19.574	56.436	1:30.302	52.836	126.3	29:27.531
8	1	3:31.545 B	56.246	1:32.305	1:02.994	119.2	32:59.076

133 1. Stuart KILROY
PEUGEOT 207 GTi (T)
TTD

1	1	4:30.921	1:39.455	1:49.401	1:02.065	91.4	4:30.921
2	1	3:40.670	1:00.065	1:41.124	59.481	114.3	8:11.591
3	1	3:35.519	1:00.288	1:39.101	56.130	117.0	11:47.110
4	1	3:38.152	1:00.370	1:39.076	58.706	115.6	15:25.262
5	1	3:33.234	59.822	1:38.385	55.027	118.2	18:58.496
6	1	3:27.042	58.437	1:35.450	53.155	121.8	22:25.538
7	1	3:24.299	56.784	1:34.979	52.536	123.4	25:49.837
8	1	3:20.799	55.615	1:33.438	51.746	125.6	29:10.636
9	1	3:36.668	56.986	1:41.608	58.074	116.4	32:47.304

136 1. Oliver SMITH
BMW M3 E36 Evo
MA

1	1	4:36.803	2:02.346	1:39.650	54.807	89.5	4:36.803
2	1	3:21.511	55.727	1:34.687	51.097	125.1	7:58.314
3	1	3:15.719	56.330	1:29.378	50.011	128.8	11:14.033
4	1	3:10.186	52.561	1:29.365	48.260	132.6	14:24.219
5	1	3:12.269	56.729	1:27.499	48.041	131.1	17:36.488
6	1	3:05.772	51.333	1:26.919	47.520	135.7	20:42.260
7	1	3:06.376	52.738	1:25.940	47.698	135.3	23:48.636



CSCC Youngtimer SPA SUMMER CLASSIC Qualifying

Sector Analysis

— Invalidated Lap ■ Personal Best ■ Session Best B Crossing the pit lane

Lap	D	Time	Sector 1	Sector 2	Sector 3	Kph	Elapsed	Lap	D	Time	Sector 1	Sector 2	Sector 3	Kph	Elapsed
8	1	3:03.451	50.608	1:26.242	46.601	137.4	26:52.087	2	1	3:34.079	1:00.012	1:38.109	55.958	117.8	8:08.555
9	1	3:03.992	52.238	1:25.490	46.264	137.0	29:56.079	3	1	3:26.101	57.460	1:34.868	53.773	122.3	11:34.656
10	1	3:00.777	50.421	1:24.886	45.470	139.5	32:56.856	4	1	3:23.163	56.875	1:34.220	52.068	124.1	14:57.819

139	1. Chris BOON		JAGUAR XK8 (S/C)		MA			
	1	1	5:36.001	2:49.022	1:46.377	1:00.602	73.7	5:36.001
	2	1	3:39.530	1:01.030	1:43.350	55.150	114.9	9:15.531
	3	1	3:26.140	57.231	1:35.091	53.818	122.3	12:41.671
	4	1	3:27.241	58.159	1:36.423	52.659	121.7	16:08.912
	5	1	3:16.605	54.121	1:29.946	52.538	128.2	19:25.517
	6	1	3:14.166	53.594	1:30.320	50.252	129.9	22:39.683
	7	1	3:12.571	53.416	1:29.330	49.825	130.9	25:52.254
	8	1	3:13.846	52.900	1:29.892	51.054	130.1	29:06.100
	9	1	3:07.939	52.699	1:26.735	48.505	134.2	32:14.039

175	1. Guy BRIEVEN		CITROEN AX Sport		TG			
	2. Thierry DE BONHOME							
	1	1	4:41.426	1:47.614	1:49.435	1:04.377	88.0	4:41.426
	2	1	3:58.239	1:12.163	1:44.473	1:01.603	105.8	8:39.665
	3	1	3:48.058	1:08.577	1:39.898	59.583	110.6	12:27.723
	4	1	3:49.101	1:07.807	1:39.670	1:01.624	110.1	16:16.824
	5	1	4:01.493	B 1:09.427	1:42.330	1:09.736	104.4	20:18.317
	6	1	6:29.607	3:47.319	1:43.764	58.524	64.7	26:47.924
	7	1	3:47.007	1:08.605	1:40.028	58.374	111.1	30:34.931

177	1. Tom LENTHALL		JAGUAR XJS		MA			
	2. James WALL							
	1	1	5:30.191	2:41.863	1:47.411	1:00.917	75.0	5:30.191
	2	1	3:36.466	1:01.394	1:39.839	55.233	116.5	9:06.657
	3	1	3:32.634	59.037	1:38.489	55.108	118.6	12:39.291
	4	1	3:45.689	B 59.775	1:37.458	1:08.456	111.7	16:24.980
	5	1	5:27.740	2:59.564	1:34.679	53.497	76.9	21:52.720
	6	1	3:13.950	54.108	1:29.756	50.086	130.0	25:06.670
	7	1	3:16.669	53.258	1:29.741	53.670	128.2	28:23.339
	8	1	3:13.751	53.223	1:29.235	51.293	130.1	31:37.090

197	1. Lawrence COPPOCK		JAGUAR XJS		MA			
	1	1	5:33.713	2:47.624	1:46.861	59.228	74.2	5:33.713
	2	1	3:41.685	1:02.489	1:43.386	55.810	113.7	9:15.398
	3	1	3:30.178	58.583	1:38.314	53.281	120.0	12:45.576
	4	1	3:30.427	55.636	1:40.331	54.460	119.8	16:16.003
	5	1	3:20.892	55.005	1:35.184	50.703	125.5	19:36.895
	6	1	3:20.793	53.561	1:33.889	53.343	125.6	22:57.688
	7	1	3:15.513	53.535	1:31.105	50.873	129.0	26:13.201
	8	1	3:31.187	B 54.011	1:32.315	1:04.861	119.4	29:44.388

199	1. Patrick SCHARFEGGER		PORSCHÉ Boxster S		NB		
1	1	4:34.476	1:55.521	1:42.400	56.555	90.3	4:34.476

333	1. Simon SMAIL		FORD Fiesta (T)		TTD			
	1	1	3:34.881	1:04.511	1:39.153	51.217	115.3	3:34.881
	2	1	3:17.082	52.969	1:32.673	51.440	127.9	6:51.963
	3	1	3:15.201	52.781	1:31.570	50.850	129.2	10:07.164
	4	1	3:11.971	52.595	1:29.874	49.502	131.3	13:19.135
	5	1	3:10.088	53.226	1:28.445	48.417	132.6	16:29.223

347	1. Peter SARGEANT		MORGAN Plus 8		M			
	1	1	5:59.722	3:04.905	1:53.160	1:01.657	68.9	5:59.722
	2	1	3:49.668	1:05.176	1:45.376	59.116	109.8	9:49.390
	3	1	3:41.541	1:01.840	1:42.403	57.298	113.8	13:30.931
	4	1	3:34.879	1:00.148	1:39.576	55.155	117.3	17:05.810
	5	1	3:36.537	59.294	1:39.403	57.840	116.4	20:42.347
	6	1	3:32.450	59.063	1:37.900	55.487	118.7	24:14.797
	7	1	3:31.063	58.435	1:38.663	53.965	119.5	27:45.860
	8	1	3:29.565	58.410	1:35.855	55.300	120.3	31:15.425

721	1. John SAUNDERS		PORSCHÉ Cup GT3		NA			
	2. Matt SPARK							
	1	1	4:11.918	1:35.989	1:40.799	55.130	98.3	4:11.918
	2	1	3:18.037	53.568	1:33.054	51.415	127.3	7:29.955
	3	1	3:12.958	52.432	1:29.347	51.179	130.7	10:42.913
	4	1	3:10.277	52.501	1:28.207	49.569	132.5	13:53.190
	5	1	3:06.134	50.897	1:26.961	48.276	135.5	16:59.324
	6	1	3:13.285	B 49.937	1:26.737	56.611	130.5	20:12.609
	7	1	5:55.355	3:17.631	1:41.797	55.927	71.0	26:07.964
	8	1	3:29.308	59.812	1:38.384	51.112	120.5	29:37.272

797	1. Jonathon HARBER		MAZDA RX-8		TTR			
	1	1	5:31.312	B 1:51.247	2:16.222	1:23.843	74.8	5:31.312