


NK HTGT SPA SUMMER CLASSIC Race 2

Sector Analysis

— Invalidated Lap ■ Personal Best ■ Session Best ■ Crossing the pit lane

Lap	D	Time	Sector 1	Sector 2	Sector 3	Kph	Elapsed	Lap	D	Time	Sector 1	Sector 2	Sector 3	Kph	Elapsed	
2	1. Carlo HAMILTON							FORD Falcon								
	1	1	3:05.892	51.483	1:26.896	47.513	133.3	3:05.892	10	1	2:53.140	48.747	1:19.641	44.752	145.6	29:40.710
	2	1	3:05.555	51.978	1:26.074	47.503	135.9	6:11.447	11	1	2:53.030	48.718	1:19.842	44.470	145.7	32:33.740
	3	1	3:04.881	51.698	1:25.728	47.455	136.4	9:16.328								
	4	1	3:11.141	52.120	1:29.452	49.569	131.9	12:27.469								
	5	1	3:07.778	53.442	1:26.618	47.718	134.3	15:35.247								
	6	1	3:05.355	51.835	1:25.808	47.712	136.0	18:40.602								
	7	1	3:05.868	52.561	1:25.496	47.811	135.7	21:46.470								
	8	1	3:08.467	51.338	1:29.006	48.123	133.8	24:54.937								
	9	1	3:04.864	51.759	1:25.432	47.673	136.4	27:59.801								
	10	1	3:05.511	51.825	1:25.675	48.011	135.9	31:05.312								
	11	1	3:07.341	52.512	1:26.059	48.770	134.6	34:12.653								
11	1. Dante RAPPANGE							MINI Cooper S								
	1	1	3:32.007	1:08.968	1:31.019	52.020	116.9	3:32.007								
	2	1	3:13.940	55.678	1:27.879	50.383	130.0	6:45.947								
	3	1	3:17.850	57.217	1:29.521	51.112	127.4	10:03.797								
	4	1	3:21.580	57.072	1:32.050	52.458	125.1	13:25.377								
	5	1	3:18.166	55.852	1:29.945	52.369	127.2	16:43.543								
	6	1	3:11.736	55.601	1:25.563	50.572	131.5	19:55.279								
	7	1	3:11.264	55.702	1:25.131	50.431	131.8	23:06.543								
	8	1	3:11.671	55.569	1:25.622	50.480	131.5	26:18.214								
	9	1	3:12.664	55.382	1:25.645	51.637	130.9	29:30.878								
10	1	3:15.355	56.579	1:27.847	50.929	129.1	32:46.233									
12	1. Bert METS							MORRIS Mini Cooper S								
	1	1	3:35.719	1:10.454	1:32.590	52.675	114.8	3:35.719								
	2	1	3:18.554	57.747	1:29.443	51.364	127.0	6:54.273								
	3	1	3:20.301	58.290	1:30.007	52.004	125.9	10:14.574								
	4	1	3:49.235	1:02.590	1:47.443	59.202	110.0	14:03.809								
	5	1	3:20.940	58.618	1:30.785	51.537	125.5	17:24.749								
	6	1	3:19.929	57.616	1:30.606	51.707	126.1	20:44.678								
	7	1	3:18.935	56.915	1:29.193	52.827	126.7	24:03.613								
	8	1	3:15.914	57.216	1:27.687	51.011	128.7	27:19.527								
	9	1	3:19.162	58.872	1:28.610	51.680	126.6	30:38.689								
10	1	3:16.137	57.271	1:27.868	50.998	128.6	33:54.826									
13	1. Graham WILSON							LOTUS Elan								
	2. David PITTARD															
	1	1	2:58.544	53.341	1:20.513	44.690	138.8	2:58.544								
	2	1	2:52.724	49.061	1:18.885	44.778	146.0	5:51.268								
	3	1	2:53.785	49.177	1:19.820	44.788	145.1	8:45.053								
	4	1	3:17.905	48.785	1:30.939	58.181	127.4	12:02.958								
	5	1	3:09.389	56.675	1:26.964	45.750	133.1	15:12.347								
	6	1	2:54.362	48.828	1:20.338	45.196	144.6	18:06.709								
	7	1	2:53.074	49.119	1:19.213	44.742	145.7	20:59.783								
8	1	2:54.842	48.937	1:20.764	45.141	144.2	23:54.625									
9	1	2:52.945	49.273	1:19.178	44.494	145.8	26:47.570									
14	1. Jeroen HOEP							JAGUAR E-Type								
	1	1	3:30.173	1:04.176	1:34.200	51.797	117.9	3:30.173								
	2	1	3:20.615	54.956	1:32.706	52.953	125.7	6:50.788								
	3	1	3:19.169	55.223	1:32.434	51.512	126.6	10:09.957								
	4	1	3:52.984	1:05.973	1:47.975	59.036	108.2	14:02.941								
	5	1	3:18.444	55.710	1:31.037	51.697	127.1	17:21.385								
	6	1	3:17.292	54.013	1:31.839	51.440	127.8	20:38.677								
	7	1	3:17.331	54.002	1:30.801	52.528	127.8	23:56.008								
	8	1	3:17.774	54.366	1:31.673	51.735	127.5	27:13.782								
	9	1	3:16.262	54.178	1:31.150	50.934	128.5	30:30.044								
10	1	3:30.314	54.210	1:43.581	52.523	119.9	34:00.358									
18	1. Roel KORSTEN							FORD Mustang								
	1	1	3:19.654	1:03.175	1:27.813	48.666	124.1	3:19.654								
2	1	3:08.234	52.903	1:27.090	48.241	134.0	6:27.888									
21	1. Frits CAMPAGNE							FORD Mustang								
	1	1	3:19.088	58.305	1:31.496	49.287	124.4	3:19.088								
	2	1	3:12.260	52.975	1:29.072	50.213	131.1	6:31.348								
	3	1	3:12.747	52.986	1:29.014	50.747	130.8	9:44.095								
	4	1	3:17.867	55.019	1:32.138	50.710	127.4	13:01.962								
	5	1	3:13.261	55.226	1:28.973	49.062	130.5	16:15.223								
	6	1	3:10.823	53.399	1:27.874	49.550	132.1	19:26.046								
	7	1	3:11.201	53.395	1:28.326	49.480	131.9	22:37.247								
	8	1	3:13.923	54.269	1:29.661	49.993	130.0	25:51.170								
	9	1	3:14.136	54.344	1:30.104	49.688	129.9	29:05.306								
	10	1	3:11.800	53.848	1:28.487	49.465	131.5	32:17.106								
11	1	3:14.619	54.045	1:29.465	51.109	129.6	35:31.725									
22	1. Rob RAPPANGE							PORSCHE 904 - 1964 - 1991 cc								
	1	1	3:40.074	1:13.019	1:31.827	55.228	112.6	3:40.074								
	2	1	3:21.900	57.409	1:31.853	52.638	124.9	7:01.974								
	3	1	3:20.446	56.748	1:31.993	51.705	125.8	10:22.420								
	4	1	3:43.320	58.750	1:44.064	1:00.506	112.9	14:05.740								
	5	1	3:19.275	56.675	1:30.345	52.255	126.5	17:25.015								
6	1	3:21.265	56.917	1:30.827	53.521	125.3	20:46.280									
35	1. Christophe GERMAIN							JAGUAR E-Type								
	1	1	7:21.377	5:01.249	1:31.303	48.825	56.1	7:21.377								
	2	1	3:11.320	52.405	1:30.082	48.833	131.8	10:32.697								
	3	1	3:32.639	52.687	1:40.522	59.430	118.6	14:05.336								
	4	1	3:07.135	52.387	1:27.134	47.614	134.7	17:12.471								
5	1	3:05.474	51.207	1:26.513	47.754	135.9	20:17.945									



NK HTGT SPA SUMMER CLASSIC Race 2

Sector Analysis

— Invalidated Lap ■ Personal Best ■ Session Best ■ Crossing the pit lane

Lap	D	Time	Sector 1	Sector 2	Sector 3	Kph	Elapsed	Lap	D	Time	Sector 1	Sector 2	Sector 3	Kph	Elapsed
6	1	3:06.649	52.357	1:26.661	47.631	135.1	23:24.594	5	1	3:10.054	54.120	1:26.571	49.363	132.7	15:58.151
7	1	3:07.186	51.478	1:27.376	48.332	134.7	26:31.780	6	1	3:06.874	52.485	1:25.952	48.437	134.9	19:05.025
8	1	3:06.444	52.517	1:26.584	47.343	135.2	29:38.224	7	1	3:06.278	52.953	1:25.390	47.935	135.4	22:11.303
9	1	3:06.473	51.686	1:26.445	48.342	135.2	32:44.697	8	1	3:09.745	52.303	1:28.308	49.134	132.9	25:21.048

37	1. René DE VRIES 2. Thijnem DE VRIES	AUSTIN Mini Cooper S
-----------	---	----------------------

1	1	3:26.534	1:03.215	1:30.497	52.822	120.0	3:26.534
2	1	3:17.031	57.230	1:28.839	50.962	128.0	6:43.565
3	1	3:20.760	56.910	1:32.621	51.229	125.6	10:04.325
4	1	3:21.564	59.076	1:30.109	52.379	125.1	13:25.889
5	1	3:17.520	56.743	1:29.029	51.748	127.7	16:43.409
6	1	3:16.805	56.435	1:29.156	51.214	128.1	20:00.214
7	1	3:17.202	56.118	1:29.839	51.245	127.9	23:17.416
8	1	3:17.036	56.109	1:29.659	51.268	128.0	26:34.452
9	1	3:16.086	56.196	1:29.774	50.116	128.6	29:50.538
10	1	3:16.023	57.533	1:27.075	51.415	128.6	33:06.561

46	1. Jos STEVENS	LOTUS Elan
-----------	----------------	------------

1	1	3:13.939	57.577	1:27.139	49.223	127.7	3:13.939
2	1	3:04.725	52.012	1:25.527	47.186	136.5	6:18.664
3	1	3:03.298	51.642	1:24.732	46.924	137.6	9:21.962
4	1	3:09.506	51.810	1:27.980	49.716	133.1	12:31.468
5	1	3:04.908	53.015	1:25.028	46.865	136.4	15:36.376
6	1	3:04.651	51.533	1:25.285	47.833	136.6	18:41.027
7	1	3:05.851	52.760	1:25.275	47.816	135.7	21:46.878
8	1	3:05.592	51.448	1:26.968	47.176	135.9	24:52.470
9	1	3:03.193	51.468	1:24.127	47.598	137.6	27:55.663
10	1	3:02.320	51.311	1:23.913	47.096	138.3	30:57.983
11	1	3:03.543	50.830	1:24.723	47.990	137.4	34:01.526

48	1. Frans VAN MAARSCHALKI	SHELBY Mustang GT350 - 1968 - 4700cc
-----------	--------------------------	--------------------------------------

1	1	3:12.141	55.394	1:28.367	48.380	128.9	3:12.141
2	1	3:09.163	51.639	1:28.830	48.694	133.3	6:21.304
3	1	3:07.038	52.026	1:26.761	48.251	134.8	9:28.342
4	1	3:15.080	51.960	1:32.131	50.989	129.3	12:43.422
5	1	3:08.718	52.155	1:28.258	48.305	133.6	15:52.140
6	1	3:09.606	52.931	1:28.033	48.642	133.0	19:01.746
7	1	3:07.330	52.061	1:26.791	48.478	134.6	22:09.076
8	1	3:11.687	52.025	1:30.519	49.143	131.5	25:20.763
9	1	3:07.272	51.907	1:27.023	48.342	134.6	28:28.035
10	1	3:07.064	51.406	1:26.895	48.763	134.8	31:35.099
11	1	3:07.947	52.036	1:26.875	49.036	134.2	34:43.046

50	1. Jan VAN ELDEREN	JAGUAR E-type
-----------	--------------------	---------------

1	1	3:13.111	56.797	1:27.261	49.053	128.3	3:13.111
2	1	3:08.658	52.777	1:27.041	48.840	133.7	6:21.769
3	1	3:10.612	52.838	1:28.288	49.486	132.3	9:32.381
4	1	3:15.716	54.692	1:29.047	51.977	128.8	12:48.097

51	1. Magnus LILLERSKOG	LOTUS Cortina
-----------	----------------------	---------------

1	1	3:42.675	1:13.414	1:35.281	53.980	111.3	3:42.675
2	1	3:30.955	1:00.836	1:35.923	54.196	119.5	7:13.630
3	1	3:31.443	59.174	1:35.701	56.568	119.2	10:45.073
4	1	3:48.098	1:04.260	1:43.015	1:00.823	110.5	14:33.171
5	1	3:32.143	1:00.938	1:36.387	54.818	118.9	18:05.314
6	1	3:38.853	1:04.655	1:36.581	57.617	115.2	21:44.167
7	1	3:32.236	1:00.863	1:36.427	54.946	118.8	25:16.403
8	1	3:27.867	59.741	1:34.186	53.940	121.3	28:44.270
9	1	3:29.790	59.901	1:35.231	54.658	120.2	32:14.060
10	1	3:29.784	59.118	1:35.943	54.723	120.2	35:43.844

52	1. Rhea SAUTTER 2. Andrew NEWALL	JAGUAR E-Type - 1961 - 3800cc
-----------	-------------------------------------	-------------------------------


1	1	2:54.740	49.229	1:21.209	44.302	141.8	2:54.740
2	1	2:55.240	49.143	1:21.640	44.457	143.9	5:49.980
3	1	2:54.594	48.015	1:21.953	44.626	144.4	8:44.574
4	1	3:18.716	47.948	1:32.696	58.072	126.9	12:03.290
5	1	3:09.089	57.168	1:27.254	44.667	133.3	15:12.379
6	1	2:59.878	48.203	1:22.604	49.071	140.2	18:12.257
7	1	2:54.328	47.933	1:21.779	44.616	144.6	21:06.585
8	1	2:55.167	48.008	1:21.784	45.375	143.9	24:01.752
9	1	2:56.876	49.032	1:22.613	45.231	142.6	26:58.628
10	1	2:54.955	48.122	1:22.026	44.807	144.1	29:53.583
11	1	2:56.065	48.757	1:22.235	45.073	143.2	32:49.648

55	1. Mats EK	LOTUS Elan
-----------	------------	------------

1	1	3:21.722	1:02.518	1:29.083	50.121	122.8	3:21.722
2	1	3:14.932	55.149	1:28.756	51.027	129.3	6:36.654
3	1	3:12.833	54.280	1:28.246	50.307	130.8	9:49.487
4	1	3:23.420	58.114	1:32.797	52.509	124.0	13:12.907
5	1	3:16.122	57.246	1:28.585	50.291	128.6	16:29.029
6	1	3:11.745	54.180	1:27.189	50.376	131.5	19:40.774
7	1	3:10.197	54.161	1:26.871	49.165	132.6	22:50.971
8	1	3:14.976	54.272	1:30.401	50.303	129.3	26:05.947
9	1	3:12.208	54.598	1:27.272	50.338	131.2	29:18.155
10	1	3:10.653	53.867	1:27.174	49.612	132.3	32:28.808
11	1	3:10.145	53.973	1:26.720	49.452	132.6	35:38.953

60	1. Kennet PERSSON	GT40
-----------	-------------------	------

1	1	2:55.116	48.279	1:21.247	45.590	141.5	2:55.116
2	1	2:56.699	48.600	1:22.408	45.691	142.7	5:51.815



NK HTGT SPA SUMMER CLASSIC Race 2

Sector Analysis

— Invalidated Lap ■ Personal Best ■ Session Best ■ Crossing the pit lane

Lap	D	Time	Sector 1	Sector 2	Sector 3	Kph	Elapsed	Lap	D	Time	Sector 1	Sector 2	Sector 3	Kph	Elapsed
3	1	2:54.125	47.612	1:21.563	44.950	144.8	8:45.940	4	1	3:20.165	55.905	1:32.950	51.310	126.0	13:23.585
4	1	3:17.916	48.771	1:31.071	58.074	127.4	12:03.856	5	1	3:17.943	55.657	1:31.457	50.829	127.4	16:41.528
5	1	3:09.725	57.495	1:26.927	45.303	132.9	15:13.581	6	1	3:17.692	55.248	1:31.820	50.624	127.5	19:59.220
6	1	2:54.526	48.694	1:20.692	45.140	144.5	18:08.107	7	1	3:17.022	55.165	1:31.512	50.345	128.0	23:16.242
7	1	2:52.383	48.581	1:19.918	43.884	146.3	21:00.490	8	1	3:17.351	55.749	1:30.820	50.782	127.8	26:33.593
8	1	2:56.002	49.138	1:21.931	44.933	143.3	23:56.492	9	1	3:15.515	54.510	1:30.810	50.195	129.0	29:49.108
9	1	2:51.439	47.711	1:19.973	43.755	147.1	26:47.931	10	1	3:15.907	55.109	1:30.526	50.272	128.7	33:05.015
10	1	2:51.925	47.203	1:20.179	44.543	146.7	29:39.856								
11	1	2:53.175	47.300	1:21.345	44.530	145.6	32:33.031								

62 1. Roelant DE WAARD
SHELBY GT350

1	1	3:09.233	56.513	1:26.406	46.314	130.9	3:09.233
2	1	3:03.207	49.829	1:27.035	46.343	137.6	6:12.440
3	1	3:01.086	50.165	1:25.171	45.750	139.2	9:13.526
4	1	3:11.048	49.723	1:31.926	49.399	132.0	12:24.574
5	1	3:04.750	51.256	1:27.415	46.079	136.5	15:29.324
6	1	3:02.307	50.448	1:25.871	45.988	138.3	18:31.631
7	1	3:01.662	49.793	1:25.624	46.245	138.8	21:33.293
8	1	3:04.309	50.639	1:26.560	47.110	136.8	24:37.602
9	1	3:02.019	49.665	1:25.900	46.454	138.5	27:39.621
10	1	3:01.584	49.755	1:25.526	46.303	138.9	30:41.205
11	1	3:01.363	49.725	1:25.660	45.978	139.0	33:42.568

65 1. Erwin VAN LIESHOUT
PORSCHE 911

1	1	3:33.003	1:07.551	1:32.199	53.253	116.3	3:33.003
2	1	3:16.908	55.590	1:30.492	50.826	128.1	6:49.911
3	1	3:15.150	55.189	1:29.172	50.789	129.2	10:05.061
4	1	3:55.173	1:09.053	1:48.325	57.795	107.2	14:00.234
5	1	3:14.803	55.657	1:28.664	50.482	129.4	17:15.037
6	1	3:15.645	55.208	1:28.981	51.456	128.9	20:30.682

67 1. Kaj DAHLBACKA
CORVETTE Grand Sport

1	1	2:52.665	46.756	1:20.659	45.250	143.5	2:52.665
2	1	3:36.354	1:25.191	1:25.561	45.602	116.5	6:29.019
3	1	2:59.281	48.909	1:24.265	46.107	140.6	9:28.300
4	1	3:12.112	49.318	1:32.391	50.403	131.2	12:40.412
5	1	3:03.624	51.466	1:25.528	46.630	137.3	15:44.036
6	1	2:58.522	50.084	1:23.931	44.507	141.2	18:42.558
7	1	2:56.957	48.940	1:22.544	45.473	142.5	21:39.515
8	1	2:57.082	48.277	1:23.087	45.718	142.4	24:36.597
9	1	2:59.769	49.568	1:24.058	46.143	140.3	27:36.366
10	1	2:57.731	48.755	1:22.709	46.267	141.9	30:34.097
11	1	2:57.485	48.109	1:23.094	46.282	142.1	33:31.582

69 1. Alexander KORLE
LOTUS Elan

1	1	3:27.679	1:03.742	1:32.747	51.190	119.3	3:27.679
2	1	3:16.741	56.512	1:30.311	49.918	128.2	6:44.420
3	1	3:19.000	55.628	1:31.568	51.804	126.7	10:03.420

88 1. Alexander SCHLÜCHTER
LOTUS Elan

1	1	3:00.954	51.634	1:23.499	45.821	136.9	3:00.954
2	1	3:00.685	51.622	1:22.482	46.581	139.5	6:01.639
3	1	3:01.626	51.672	1:22.981	46.973	138.8	9:03.265
4	1	3:06.769	51.950	1:24.963	49.856	135.0	12:10.034
5	1	3:05.487	55.231	1:23.981	46.275	135.9	15:15.521
6	1	3:00.597	50.874	1:22.709	47.014	139.6	18:16.118
7	1	3:00.981	51.743	1:22.731	46.507	139.3	21:17.099
8	1	3:01.425	50.804	1:23.681	46.940	139.0	24:18.524
9	1	3:01.325	51.717	1:22.735	46.873	139.1	27:19.849
10	1	3:00.766	51.066	1:22.804	46.896	139.5	30:20.615
11	1	3:01.534	51.332	1:23.111	47.091	138.9	33:22.149

91 1. Max BOODIE
FORD Mustang - 1965 - 4700cc


1	1	3:15.930	57.206	1:29.050	49.674	126.4	3:15.930
2	1	3:11.087	53.232	1:27.938	49.917	132.0	6:27.017
3	1	3:10.206	53.637	1:28.156	48.413	132.6	9:37.223
4	1	3:15.215	55.450	1:30.341	49.424	129.2	12:52.438
5	1	3:11.238	53.910	1:28.094	49.234	131.8	16:03.676
6	1	3:08.796	52.944	1:26.826	49.026	133.6	19:12.472
7	1	3:07.919	52.606	1:26.805	48.508	134.2	22:20.391
8	1	3:09.958	53.087	1:28.262	48.609	132.7	25:30.349
9	1	3:09.318	52.457	1:28.372	48.489	133.2	28:39.667
10	1	3:10.393	52.928	1:28.526	48.939	132.4	31:50.060
11	1	3:11.608	53.152	1:28.603	49.853	131.6	35:01.668

100 1. Cees LUBBERS
FORD Falcon

1	1	3:20.270	59.303	1:31.035	49.932	123.7	3:20.270
2	1	3:11.887	52.590	1:29.319	49.978	131.4	6:32.157
3	1	3:14.637	53.808	1:31.013	49.816	129.5	9:46.794
4	1	3:15.821	53.103	1:32.579	50.139	128.8	13:02.615
5	1	3:13.465	55.326	1:29.542	48.597	130.3	16:16.080
6	1	3:10.736	53.216	1:28.788	48.732	132.2	19:26.816
7	1	3:10.671	52.826	1:28.856	48.989	132.2	22:37.487
8	1	3:09.778	52.690	1:28.546	48.542	132.9	25:47.265
9	1	3:09.912	52.501	1:28.613	48.798	132.8	28:57.177
10	1	3:09.680	52.762	1:28.244	48.674	132.9	32:06.857
11	1	3:09.902	53.110	1:28.260	48.532	132.8	35:16.759

101 1. Bart Jan DEENIK
FORD Falcon

1	1	3:27.679	1:03.742	1:32.747	51.190	119.3	3:27.679
2	1	3:16.741	56.512	1:30.311	49.918	128.2	6:44.420
3	1	3:19.000	55.628	1:31.568	51.804	126.7	10:03.420



NK HTGT SPA SUMMER CLASSIC Race 2

Sector Analysis

— Invalidated Lap ■ Personal Best ■ Session Best B Crossing the pit lane

Lap	D	Time	Sector 1	Sector 2	Sector 3	Kph	Elapsed	Lap	D	Time	Sector 1	Sector 2	Sector 3	Kph	Elapsed
1	1	3:23.688	1:03.743	1:31.163	48.782	121.6	3:23.688								
2	1	3:09.493	52.198	1:28.781	48.514	133.1	6:33.181								
3	1	3:08.325	51.581	1:29.102	47.642	133.9	9:41.506								
4	1	3:12.113	52.384	1:29.723	50.006	131.2	12:53.619								
5	1	3:09.414	53.474	1:28.004	47.936	133.1	16:03.033								
6	1	3:06.080	51.717	1:26.189	48.174	135.5	19:09.113								
7	1	3:06.733	51.831	1:27.063	47.839	135.0	22:15.846								
8	1	3:06.774	51.487	1:27.534	47.753	135.0	25:22.620								
9	1	3:06.034	51.053	1:27.201	47.780	135.5	28:28.654								
10	1	3:06.586	51.371	1:27.135	48.080	135.1	31:35.240								
11	1	3:05.695	51.240	1:26.413	48.042	135.8	34:40.935								

103 1.Theo VAN GAMMEREN
2.Thijs VAN GAMMEREN

Porsche 911

1	1	3:25.108	1:02.973	1:30.060	52.075	120.8	3:25.108
2	1	3:18.658	57.628	1:28.845	52.185	126.9	6:43.766
3	1	3:22.856	1:00.062	1:29.998	52.796	124.3	10:06.622
4	1	3:54.871	1:08.528	1:47.884	58.459	107.4	14:01.493
5	1	3:20.995	57.569	1:31.122	52.304	125.4	17:22.488
6	1	3:17.325	57.245	1:28.287	51.793	127.8	20:39.813
7	1	3:19.901	58.275	1:29.068	52.558	126.1	23:59.714
8	1	3:19.513	58.873	1:29.474	51.166	126.4	27:19.227
9	1	3:19.581	58.093	1:29.302	52.186	126.3	30:38.808
10	1	3:25.629	1:00.164	1:30.355	55.110	122.6	34:04.437

110 1.Michiel CAMPAGNE

CORVETTE Grand Sport - 1963 - 6200cc

1	1	2:53.660	47.703	1:21.398	44.559	142.7	2:53.660
2	1	2:55.623	48.001	1:22.050	45.572	143.6	5:49.283
3	1	2:54.372	47.287	1:22.183	44.902	144.6	8:43.655
4	1	3:18.239	47.453	1:32.771	58.015	127.2	12:01.894
5	1	3:09.553	55.948	1:28.479	45.126	133.0	15:11.447
6	1	2:59.245	47.315	1:22.748	49.182	140.7	18:10.692
7	1	2:54.394	47.213	1:22.359	44.822	144.6	21:05.086
8	1	2:57.052	48.724	1:21.941	46.387	142.4	24:02.138
9	1	2:55.864	48.384	1:22.531	44.949	143.4	26:58.002
10	1	2:55.977	48.011	1:22.274	45.692	143.3	29:53.979
11	1	2:57.079	49.044	1:22.949	45.086	142.4	32:51.058

111 1.Oliver DOUGLAS

COBRA Daytona

1	1	3:08.539	54.737	1:27.443	46.359	131.4	3:08.539
2	1	3:03.448	49.805	1:27.015	46.628	137.4	6:11.987
3	1	3:00.636	50.155	1:24.601	45.880	139.6	9:12.623
4	1	3:10.637	49.433	1:32.304	48.900	132.3	12:23.260
5	1	3:02.968	51.305	1:25.519	46.144	137.8	15:26.228
6	1	2:59.714	49.180	1:24.414	46.120	140.3	18:25.942
7	1	3:00.282	49.856	1:24.562	45.864	139.9	21:26.224
8	1	3:00.187	49.271	1:25.260	45.656	139.9	24:26.411
9	1	2:58.708	49.394	1:23.777	45.537	141.1	27:25.119
10	1	2:58.337	49.645	1:23.393	45.299	141.4	30:23.456
11	1	2:59.180	49.072	1:25.016	45.092	140.7	33:22.636

112 1.Marc SCHMIDT
2.Nykle MEIJER

MG B - 1965 - 1798cc

1	1	3:46.967	1:17.954	1:34.585	54.428	109.2	3:46.967
2	1	3:33.366	1:02.692	1:35.361	55.313	118.2	7:20.333
3	1	3:48.081	1:02.462	1:36.115	1:09.504	110.5	11:08.414
4	1	3:40.917	1:05.840	1:38.729	56.348	114.1	14:49.331
5	1	3:36.136	1:02.762	1:37.933	55.441	116.7	18:25.467
6	1	3:35.345	1:03.200	1:37.267	54.878	117.1	22:00.812
7	1	3:37.354	1:01.719	1:40.370	55.265	116.0	25:38.166
8	1	3:33.406	1:02.851	1:35.263	55.292	118.2	29:11.572
9	1	3:36.322	1:02.159	1:37.086	57.077	116.6	32:47.894

166 1.Armand ADRIAANS

GT40

1	1	3:03.573	49.810	1:26.493	47.270	135.0	3:03.573
2	1	3:03.114	49.689	1:26.262	47.163	137.7	6:06.687
3	1	3:00.269	48.357	1:24.894	47.018	139.9	9:06.956
4	1	3:04.433	48.758	1:26.898	48.777	136.7	12:11.389
5	1	3:07.292	54.448	1:26.503	46.341	134.6	15:18.681
6	1	2:58.734	48.226	1:23.851	46.657	141.1	18:17.415
7	1	2:57.801	48.279	1:23.187	46.335	141.8	21:15.216
8	1	2:56.973	47.373	1:23.124	46.476	142.5	24:12.189
9	1	2:58.360	48.067	1:23.493	46.800	141.4	27:10.549
10	1	2:59.808	48.537	1:24.390	46.881	140.2	30:10.357
11	1	2:59.247	48.673	1:24.003	46.571	140.7	33:09.604

244 1.Henk VAN GAMMEREN
2.Thijs VAN GAMMEREN


FORD Falcon Futura Sprint

1	1	3:17.274	57.831	1:29.829	49.614	125.6	3:17.274
2	1	3:09.236	52.510	1:27.883	48.843	133.2	6:26.510
3	1	3:07.228	52.084	1:26.990	48.154	134.7	9:33.738
4	1	3:16.036	55.987	1:29.331	50.718	128.6	12:49.774
5	1	3:12.591	54.977	1:28.097	49.517	130.9	16:02.365
6	1	3:06.169	51.486	1:26.342	48.341	135.4	19:08.534
7	1	3:21.800B	54.122	1:27.565	1:00.113	124.9	22:30.334
8	1	3:56.431	1:34.197	1:32.823	49.411	106.6	26:26.765
9	1	3:09.943	51.859	1:28.156	49.928	132.7	29:36.708
10	1	3:10.534	51.649	1:29.646	49.239	132.3	32:47.242

262 1.Hemmo VRIEND

FORD Falcon

1	1	3:31.228	1:07.376	1:31.842	52.010	117.3	3:31.228
2	1	3:16.988	54.341	1:32.867	49.780	128.0	6:48.216
3	1	3:14.210	53.712	1:30.261	50.237	129.8	10:02.426
4	1	3:18.309	54.094	1:32.827	51.388	127.1	13:20.735
5	1	3:13.919	53.994	1:30.310	49.615	130.0	16:34.654
6	1	3:12.726	54.034	1:29.155	49.537	130.8	19:47.380
7	1	3:11.264	53.004	1:28.822	49.438	131.8	22:58.644
8	1	3:12.997	53.225	1:30.597	49.175	130.6	26:11.641
9	1	3:09.886	52.733	1:28.263	48.890	132.8	29:21.527
10	1	3:11.481	52.736	1:29.900	48.845	131.7	32:33.008



NK HTGT SPA SUMMER CLASSIC Race 2

Sector Analysis

— Invalidated Lap ■ Personal Best ■ Session Best ■ Crossing the pit lane

Lap	D	Time	Sector 1	Sector 2	Sector 3	Kph	Elapsed	Lap	D	Time	Sector 1	Sector 2	Sector 3	Kph	Elapsed
11	1	3:11.665	52.906	1:28.482	50.277	131.6	35:44.673								

267	1.Henk HEES		FORD Falcon												

1	1	3:25.379	1:04.413	1:32.262	48.704	120.6	3:25.379
2	1	3:08.698	51.602	1:29.436	47.660	133.6	6:34.077
3	1	3:09.277	51.871	1:28.555	48.851	133.2	9:43.354
4	1	3:15.605	54.655	1:31.899	49.051	128.9	12:58.959
5	1	3:09.582	52.864	1:28.428	48.290	133.0	16:08.541
6	1	3:06.620	51.968	1:27.261	47.391	135.1	19:15.161
7	1	3:06.218	51.478	1:27.026	47.714	135.4	22:21.379
8	1	3:06.500	51.371	1:27.568	47.561	135.2	25:27.879
9	1	3:06.923	51.333	1:27.634	47.956	134.9	28:34.802
10	1	3:06.855	51.334	1:27.702	47.819	134.9	31:41.657
11	1	3:07.084	51.766	1:27.651	47.667	134.8	34:48.741

289	1.Martin BIJLEVELD		FORD Falcon												

1	1	3:15.410	58.528	1:29.372	47.510	126.8	3:15.410
2	1	3:07.128	51.891	1:26.548	48.689	134.7	6:22.538
3	1	3:07.294	51.751	1:26.709	48.834	134.6	9:29.832
4	1	3:16.365	53.627	1:30.292	52.446	128.4	12:46.197
5	1	3:11.231	53.351	1:29.203	48.677	131.9	15:57.428
6	1	3:05.389	51.356	1:26.063	47.970	136.0	19:02.817
7	1	3:06.958	51.508	1:26.770	48.680	134.9	22:09.775
8	1	3:08.578	51.464	1:29.022	48.092	133.7	25:18.353
9	1	3:07.891	52.230	1:27.507	48.154	134.2	28:26.244
10	1	3:07.111	51.589	1:27.180	48.342	134.8	31:33.355
11	1	3:07.484	51.537	1:27.275	48.672	134.5	34:40.839

444	1.Gerrit Jan VAN LEENEN		LOTUS Cortina												
	2.Bert DU TOY VAN HEES														

1	1	3:41.728	1:09.806	1:35.749	56.173	111.7	3:41.728
2	1	3:33.309	1:01.470	1:37.353	54.486	118.2	7:15.037