


NK GT&TC & Triumph Competition & British SPA SUMMER CLASSIC Qualifying

Sector Analysis

— Invalidated Lap ■ Personal Best ■ Session Best ■ Crossing the pit lane

Lap D	Time	Sector 1	Sector 2	Sector 3	Kph	Elapsed	Lap D	Time	Sector 1	Sector 2	Sector 3	Kph	Elapsed
1 1.Jan-Willem OOSTERHAGE FORD Escort RS2000 9							12 1.Minus DE REIJER MG B A-Dc						
1	4:22.147 B	1:17.424	1:32.280	1:32.443	94.5	4:22.147	1	5:58.333 B	2:04.242	1:51.687	2:02.404	69.1	5:58.333
2	8:02.421	5:48.320	1:26.443	47.658	52.3	12:24.568	2	7:34.701	5:02.679	1:35.442	56.580	55.5	13:33.034
3	3:03.053	53.227	1:22.639	47.187	137.7	15:27.621	3	3:23.942	58.888	1:31.352	53.702	123.6	16:56.976
4	3:01.711	52.863	1:21.071	47.777	138.8	18:29.332	4	3:21.554	59.864	1:29.847	51.843	125.1	20:18.530
5	3:01.946	53.201	1:21.308	47.437	138.6	21:31.278	5	3:37.576 B	58.109	1:29.406	1:10.061	115.9	23:56.106
6	3:33.243 B	53.022	1:22.522	1:17.699	118.2	25:04.521							
4 1.Onno VLAANDEREN DAVRIAN Mk5 1							17 1.Roger EBDON AUSTIN Cooper S 2						
1	3:51.867 B	57.770	1:30.354	1:23.743	106.8	3:51.867	1	5:26.514 B	1:46.496	1:44.659	1:55.359	75.9	5:26.514
2	8:26.792	6:07.537	1:28.507	50.748	49.8	12:18.659	2	7:38.828	5:16.282	1:31.343	51.203	55.0	13:05.342
3	3:13.430	58.444	1:24.686	50.300	130.4	15:32.089	3	3:19.351	58.962	1:28.802	51.587	126.5	16:24.693
4	3:12.909	57.404	1:25.349	50.156	130.7	18:44.998	4	3:15.672	56.925	1:27.417	51.330	128.9	19:40.365
5	3:09.603	56.189	1:23.674	49.740	133.0	21:54.601	5	3:16.901	56.906	1:28.817	51.178	128.1	22:57.266
6	3:58.859 B	1:03.857	1:37.729	1:17.273	105.6	25:53.460	6	3:38.534 B	58.487	1:32.287	1:07.760	115.4	26:35.800
7 1.Robin ROZEMA MG A A-Dc							18 1.Freddy VAN SPRUNDEL FORD Escort 9						
1	5:32.215 B	1:56.024	1:43.033	1:53.158	74.6	5:32.215	1	3:58.565 B	1:03.404	1:32.471	1:22.690	103.8	3:58.565
2	7:56.873	5:17.813	1:43.160	55.900	52.9	13:29.088	2	8:15.097	6:01.469	1:25.110	48.518	50.9	12:13.662
3	3:15.933	58.194	1:26.862	50.877	128.7	16:45.021	3	3:02.010	51.226	1:23.544	47.240	138.5	15:15.672
4	3:13.973	57.782	1:26.137	50.054	130.0	19:58.994	4	3:03.382	51.498	1:24.499	47.385	137.5	18:19.054
5	3:19.377	57.553	1:26.798	55.026	126.5	23:18.371	5	3:05.637	52.192	1:24.841	48.604	135.8	21:24.691
6	3:35.365	1:00.003	1:33.016	1:02.346	117.1	26:53.736	6	3:31.849 B	51.544	1:25.948	1:14.357	119.0	24:56.540
7	3:48.011	1:07.412	1:40.545	1:00.054	110.6	30:41.747							
8	3:45.631	1:05.227	1:38.633	1:01.771	111.7	34:27.378							
8 1.Albert VAN DER WAL MG B A-Dc							23 1.Günter 2.AT MG B A-Dc						
1	5:14.637 B	1:45.137	1:40.188	1:49.312	78.7	5:14.637	1	25:17.461	...	1:36.108	1:02.168	16.3	25:17.461
2	7:35.195	5:19.059	1:25.135	51.001	55.4	12:49.832	2	4:03.943	1:03.332	1:51.369	1:09.242	103.4	29:21.404
3	3:10.762	56.891	1:23.885	49.986	132.2	16:00.594	3	3:53.013	1:05.734	1:43.408	1:03.871	108.2	33:14.417
4	3:12.713	57.327	1:24.773	50.613	130.8	19:13.307							
5	3:09.114	56.210	1:24.075	48.829	133.3	22:22.421							
6	3:36.530 B	56.623	1:25.728	1:14.179	116.4	25:58.951							
11 1.Timo SPAN MARCOS GT S 4							33 1.Gerd RIJPER PORSCHE 911 RSR 10						
1	5:34.548 B	1:57.966	1:44.526	1:52.056	74.1	5:34.548	1	3:44.827 B	51.706	1:33.903	1:19.218	110.2	3:44.827
2	7:38.840	5:16.066	1:32.683	50.091	55.0	13:13.388	2	8:19.780	6:02.721	1:27.094	49.965	50.5	12:04.607
3	3:18.775	55.043	1:27.539	56.193	126.8	16:32.163	3	3:06.341	54.194	1:23.677	48.470	135.3	15:10.948
4	3:11.226	55.065	1:27.217	48.944	131.9	19:43.389	4	3:03.726	53.793	1:22.217	47.716	137.2	18:14.674
5	3:10.354	53.942	1:27.126	49.286	132.5	22:53.743	5	3:01.797	52.973	1:21.464	47.360	138.7	21:16.471
6	3:20.482	54.125	1:30.819	55.538	125.8	26:14.225	6	3:36.978 B	52.809	1:26.180	1:17.989	116.2	24:53.449
7	3:36.963	1:00.714	1:41.142	55.107	116.2	29:51.188							
8	3:34.161	59.888	1:38.791	55.482	117.7	33:25.349							
34 1.Florian LÜBBERT TRIUMPH TR4 A-Hk							34 1.Florian LÜBBERT TRIUMPH TR4 A-Hk						
1	5:06.225 B	1:32.196	1:48.345	1:45.684	80.9	5:06.225	1	5:06.225 B	1:32.196	1:48.345	1:45.684	80.9	5:06.225
2	9:19.284	6:55.713	1:31.075	52.496	45.1	14:25.509	2	9:19.284	6:55.713	1:31.075	52.496	45.1	14:25.509
3	3:21.864	1:00.517	1:28.700	52.647	124.9	17:47.373	3	3:21.864	1:00.517	1:28.700	52.647	124.9	17:47.373
4	3:20.357	1:00.221	1:28.189	51.947	125.8	21:07.730	4	3:20.357	1:00.221	1:28.189	51.947	125.8	21:07.730
5	3:25.157	59.263	1:29.774	56.120	122.9	24:32.887	5	3:25.157	59.263	1:29.774	56.120	122.9	24:32.887



NK GT&TC & Triumph Competition & Britis


SPA SUMMER CLASSIC

Qualifying

Sector Analysis

— Invalidated Lap ■ Personal Best ■ Session Best B Crossing the pit lane

Lap	D	Time	Sector 1	Sector 2	Sector 3	Kph	Elapsed	Lap	D	Time	Sector 1	Sector 2	Sector 3	Kph	Elapsed
6	1	3:34.187	1:01.689	1:34.923	57.575	117.7	28:07.074								
7	1	3:49.294	1:04.284	1:41.197	1:03.813	110.0	31:56.368								
37 1.Carst SPAN MORRIS Mini Cooper S 2															
1	1	5:23.428 B	1:45.118	1:44.936	1:53.374	76.6	5:23.428								
2	1	7:39.386	5:18.054	1:29.780	51.552	54.9	13:02.814								
3	1	3:18.827	58.273	1:29.248	51.306	126.8	16:21.641								
4	1	3:13.436	56.804	1:25.642	50.990	130.3	19:35.077								
5	1	3:15.702	57.722	1:26.548	51.432	128.8	22:50.779								
6	1	3:26.111	57.835	1:32.666	55.610	122.3	26:16.890								
7	1	3:43.680	1:04.357	1:41.181	58.142	112.7	30:00.570								
8	1	4:13.973 B	1:06.399	1:40.858	1:26.716	99.3	34:14.543								
38 1.Paul LEJEUNE TRIUMPH TR4 A-Hk															
1	1	13:46.539	...	1:35.842	52.020	30.0	13:46.539								
2	1	3:17.067	56.045	1:30.535	50.487	127.9	17:03.606								
3	1	3:13.519	57.064	1:26.800	49.655	130.3	20:17.125								
4	1	3:31.822 B	57.267	1:31.083	1:03.472	119.0	23:48.947								
41 1.Klaas SPAN MORRIS1931559 Mini Cooper S 2															
1	1	5:49.741 B	2:01.099	1:52.417	1:56.225	70.8	5:49.741								
2	1	7:44.739	5:09.450	1:38.680	56.609	54.3	13:34.480								
3	1	3:44.321	1:01.092	1:38.088	55.141	117.6	17:08.801								
4	1	3:29.809	1:00.574	1:34.757	54.478	120.2	20:38.610								
5	1	3:34.928	59.811	1:35.412	59.705	117.3	24:13.538								
6	1	4:24.419 B	1:06.745	1:50.997	1:26.677	95.4	28:37.957								
46 1.Geert BOELS FORD Escort RS 2000 9															
1	1	3:53.995 B	59.951	1:29.649	1:24.395	105.9	3:53.995								
2	1	8:20.031	6:04.016	1:26.005	50.010	50.4	12:14.026								
3	1	3:07.671	54.538	1:23.670	49.463	134.4	15:21.697								
4	1	3:08.229	54.957	1:24.031	49.241	134.0	18:29.926								
5	1	3:06.698	54.342	1:23.589	48.767	135.1	21:36.624								
6	1	3:31.178 B	55.081	1:24.123	1:11.974	119.4	25:07.802								
47 1.Paul ASLETT JAGUAR XJS Coupe 16															
1	1	4:11.222 B	1:07.357	1:36.988	1:26.877	98.6	4:11.222								
2	1	8:24.546	5:54.312	1:35.913	54.321	50.0	12:35.768								
3	1	3:23.974	58.729	1:31.809	53.436	123.6	15:59.742								
4	1	3:23.034	57.926	1:32.361	52.747	124.2	19:22.776								
5	1	3:23.732	57.974	1:31.835	53.923	123.8	22:46.508								
6	1	3:41.241 B	57.646	1:32.626	1:10.969	114.0	26:27.749								
51 1.Franz DURRER AUSTIN Cooper S A-Hk															
1	1	5:08.776 B	1:37.263	1:44.311	1:47.202	80.2	5:08.776								
2	1	8:23.712	5:54.055	1:34.021	55.636	50.1	13:32.488								
3	1	3:21.483	58.298	1:29.570	53.615	125.1	16:53.971								
4	1	3:18.460	58.477	1:29.039	50.944	127.0	20:12.431								
5	1	3:19.111	57.356	1:27.858	53.897	126.6	23:31.542								
6	1	3:29.430	58.566	1:32.226	58.638	120.4	27:00.972								
7	1	3:46.009	1:06.627	1:42.042	57.340	111.6	30:46.981								
8	1	3:45.370	1:08.763	1:39.987	56.620	111.9	34:32.351								
52 1.Erik HOLTHAUSEN BMW 3.5 CSL 10															
1	1	3:36.610 B	49.031	1:31.565	1:16.014	114.4	3:36.610								
2	1	8:18.990	6:07.211	1:24.035	47.744	50.5	11:55.600								
3	1	3:03.324	53.459	1:22.846	47.019	137.5	14:58.924								
4	1	2:59.661	51.148	1:21.248	47.265	140.3	17:58.585								
5	1	4:49.404	2:39.826	1:22.705	46.873	87.1	22:47.989								
6	1	3:21.721	52.055	1:26.042	1:03.624	125.0	26:09.710								
57 1.Detlef WALTER WARWICK GT 350 E-Hc															
1	1	4:52.691 B	1:26.829	1:50.132	1:35.730	84.6	4:52.691								
2	1	7:57.559	5:36.106	1:29.546	51.907	52.8	12:50.250								
3	1	3:10.771	54.593	1:25.608	50.570	132.2	16:01.021								
4	1	3:10.627	55.477	1:25.751	49.399	132.3	19:11.648								
5	1	3:08.519	53.457	1:25.235	49.827	133.7	22:20.167								
6	1	3:42.068 B	54.815	1:28.527	1:18.726	113.5	26:02.235								
59 1.Hans DE GRAAF PORSCHE 911 10															
1	1	3:32.926 B	47.259	1:31.199	1:14.468	116.4	3:32.926								
2	1	8:15.627	6:07.737	1:21.997	45.893	50.9	11:48.553								
3	1	2:52.764	50.426	1:18.117	44.221	145.9	14:41.317								
4	1	2:52.459	49.675	1:18.644	44.140	146.2	17:33.776								
5	1	2:52.715	49.987	1:18.551	44.177	146.0	20:26.491								
6	1	3:13.777 B	49.746	1:21.595	1:02.436	130.1	23:40.268								
63 1.Klaus-Peter MUTSCHLER MG B A-Hk 2.Tiziana MUTSCHLER															
1	1	4:05.691 B	1:03.383	1:37.020	1:25.288	100.8	4:05.691								
2	1	8:26.828	6:01.187	1:32.716	52.925	49.7	12:32.519								
3	1	3:24.958	58.507	1:33.127	53.324	123.0	15:57.477								
4	1	3:43.138 B	1:02.318	1:35.780	1:05.040	113.0	19:40.615								
5	1	7:01.602	4:06.208	1:50.162	1:05.232	59.8	26:42.217								
6	1	4:09.652	1:10.179	1:54.230	1:05.243	101.0	30:51.869								
7	1	4:01.770	1:09.921	1:48.829	1:03.020	104.3	34:53.639								



NK GT&TC & Triumph Competition & Britis


SPA SUMMER CLASSIC

Qualifying

Sector Analysis

— Invalidated Lap ■ Personal Best ■ Session Best B Crossing the pit lane

Lap D	Time	Sector 1	Sector 2	Sector 3	Kph	Elapsed	Lap D	Time	Sector 1	Sector 2	Sector 3	Kph	Elapsed
64	1.Rene GRÜTER					MG B A-Dc	85	1.Cor VISSER					AUSTIN HEALEY A-Hk
1	3:40.160 B	50.658	1:32.323	1:17.179	112.5	3:40.160	1	5:42.861 B	1:59.300	1:52.718	1:50.843	72.3	5:42.861
2	8:28.816	6:10.912	1:26.926	50.978	49.6	12:08.976	2	7:47.430	5:12.217	1:39.807	55.406	53.9	13:30.291
3	3:12.276	55.828	1:26.993	49.455	131.1	15:21.252	3	3:24.708	57.804	1:33.619	53.285	123.2	16:54.999
4	3:10.744	56.936	1:25.047	48.761	132.2	18:31.996	4	3:21.418	57.479	1:33.470	50.469	125.2	20:16.417
5	3:09.886	55.680	1:25.458	48.748	132.8	21:41.882	5	3:37.795 B	56.320	1:32.144	1:09.331	115.8	23:54.212
6	3:15.230	54.567	1:26.009	54.654	129.2	24:57.112	6	5:43.454	2:47.053	1:49.300	1:07.101	73.4	29:37.666
7	3:45.500	1:00.673	1:38.069	1:06.758	111.8	28:42.612	7	4:07.084	1:15.375	1:49.080	1:02.629	102.0	33:44.750
8	3:47.957	1:06.271	1:42.283	59.403	110.6	32:30.569							
68	1.Stephane RION					LOTUS Europa 9	87	1.Philippe VERMAST					TRIUMPH TR4 E-Hc
1	5:02.261 B	1:29.408	1:49.046	1:43.807	82.0	5:02.261	1	4:03.740 B	1:11.168	1:28.040	1:24.532	101.6	4:03.740
2	8:00.439	5:29.976	1:34.901	55.562	52.5	13:02.700	2	8:23.602	6:08.421	1:26.008	49.173	50.1	12:27.342
3	3:33.633	1:01.534	1:33.538	58.561	118.0	16:36.333	3	3:05.582	54.318	1:23.644	47.620	135.9	15:32.924
4	3:33.911	1:01.383	1:38.753	53.775	117.9	20:10.244	4	3:02.728	53.652	1:21.695	47.381	138.0	18:35.652
5	3:56.872 B	59.835	1:37.507	1:19.530	106.4	24:07.116	5	3:01.551	53.004	1:21.637	46.910	138.9	21:37.203
							6	3:35.064 B	53.165	1:22.171	1:19.728	117.2	25:12.267
72	1.Yannick SZCZYGIEL					TRIUMPH TR4 E-Hc	100	1.Cees LUBBERS					FORD Falcon 5
1	3:56.403 B	1:01.376	1:29.593	1:25.434	104.8	3:56.403	1	4:40.197 B	1:23.359	1:40.409	1:36.429	88.4	4:40.197
2	8:16.635	6:02.722	1:25.522	48.391	50.8	12:13.038	2	8:08.306	5:45.800	1:30.407	52.099	51.6	12:48.503
3	3:05.442	54.402	1:23.050	47.990	136.0	15:18.480	3	3:09.987	52.573	1:27.164	50.250	132.7	15:58.490
4	3:05.877	54.224	1:23.753	47.900	135.6	18:24.357	4	3:07.451	52.630	1:26.173	48.648	134.5	19:05.941
5	3:07.551	54.498	1:24.339	48.714	134.4	21:31.908	5	3:07.727	53.087	1:26.271	48.369	134.3	22:13.668
6	3:14.184	54.145	1:25.039	55.000	129.8	24:46.092							
7	4:08.471 B	1:03.282	1:43.408	1:21.781	101.5	28:54.563							
74	1.Christian MARX					TRIUMPH TR4 E-Hc	111	1.Melle VAN DER WAL					MG B A-Dc
1	3:46.740 B	55.177	1:31.030	1:20.533	109.3	3:46.740	1	5:37.342 B	1:56.833	1:50.858	1:49.651	73.4	5:37.342
2	8:21.649	6:06.393	1:25.737	49.519	50.3	12:08.389	2	7:47.778	5:15.570	1:38.842	53.366	53.9	13:25.120
3	3:09.499	55.834	1:25.054	48.611	133.1	15:17.888	3	3:22.442	1:01.044	1:29.479	51.919	124.5	16:47.562
4	3:08.215	55.852	1:23.838	48.525	134.0	18:26.103	4	3:18.996	58.752	1:29.214	51.030	126.7	20:06.558
5	3:07.670	54.763	1:24.219	48.688	134.4	21:33.773	5	3:18.963	59.590	1:27.491	51.882	126.7	23:25.521
6	3:32.244 B	54.588	1:24.722	1:12.934	118.8	25:06.017	6	3:49.607 B	59.599	1:35.349	1:14.659	109.8	27:15.128
77	1.Marcel KUTAK					LOTUS Elan 26 A-Hk	117	1.Stefan ROZEMA					MG A A-Dc
1	4:13.662 B	1:15.727	1:31.433	1:26.502	97.7	4:13.662	1	5:19.841 B	1:46.183	1:41.181	1:52.477	77.5	5:19.841
2	8:13.864	5:53.775	1:30.802	49.287	51.1	12:27.526	2	7:32.498	5:16.634	1:25.596	50.268	55.7	12:52.339
3	3:08.021	53.632	1:25.840	48.549	134.1	15:35.547	3	3:09.505	56.198	1:23.220	50.087	133.1	16:01.844
4	3:06.040	53.189	1:25.733	47.118	135.5	18:41.587	4	3:10.480	56.508	1:24.994	48.978	132.4	19:12.324
5	3:13.338	52.682	1:24.796	55.860	130.4	21:54.925	5	3:07.876	56.144	1:23.063	48.669	134.2	22:20.200
6	3:50.548	1:10.040	1:36.694	1:03.814	109.4	25:45.473	6	3:15.430	56.702	1:25.789	52.939	129.0	25:35.630
7	4:06.034 B	1:04.681	1:46.478	1:14.875	102.5	29:51.507	7	3:52.963 B	1:01.393	1:35.464	1:16.106	108.2	29:28.593
124	1.Harald RASCHKE					TRIUMPH TR8 E-Hc							



NK GT&TC & Triumph Competition & Britis


SPA SUMMER CLASSIC

Qualifying

Sector Analysis

— Invalidated Lap ■ Personal Best ■ Session Best B Crossing the pit lane

Lap	D	Time	Sector 1	Sector 2	Sector 3	Kph	Elapsed	Lap	D	Time	Sector 1	Sector 2	Sector 3	Kph	Elapsed
129 1. Raymond KLOMPSTRA MG B / TVR VIXEN A-Dc															
1	1	4:35.284 B	1:18.503	1:44.277	1:32.504	90.0	4:35.284	5	1	3:32.401 B	56.475	1:27.849	1:08.077	118.7	26:41.968
2	1	8:17.102	5:40.497	1:38.359	58.246	50.7	12:52.386	1	1	13:01.713				31.7	13:01.713
3	1	3:52.351 B	1:00.109	1:39.040	1:13.202	108.5	16:44.737	2	1	3:29.819				120.2	16:31.532
4	1	12:38.279	9:29.604	1:54.254	1:14.421	33.3	29:23.016	3	1	6:59.450				60.1	23:30.982
5	1	4:19.711 B	1:10.281	1:52.757	1:16.673	97.1	33:42.727	4	1	3:35.857				116.8	27:06.839
5	1	5:53.514 B	2:03.502	1:51.204	1:58.808	70.1	5:53.514	5	1	3:42.504				113.3	30:49.343
2	1	7:37.651	5:05.189	1:37.202	55.260	55.1	13:31.165	6	1	3:47.298				110.9	34:36.641
3	1	3:24.259	58.866	1:32.132	53.261	123.4	16:55.424	1	1	4:16.720 B	1:11.668	1:35.079	1:29.973	96.5	4:16.720
4	1	3:19.752	59.941	1:29.157	50.654	126.2	20:15.176	2	1	8:21.964	5:53.943	1:34.953	53.068	50.2	12:38.684
5	1	3:17.756	56.793	1:28.134	52.829	127.5	23:32.932	3	1	3:19.082	58.429	1:29.830	50.823	126.7	15:57.766
6	1	3:30.303	57.597	1:34.563	58.143	119.9	27:03.235	4	1	3:17.012	57.659	1:29.524	49.829	128.0	19:14.778
7	1	3:42.481	1:02.861	1:40.917	58.703	113.3	30:45.716	5	1	3:13.188	55.935	1:27.288	49.965	130.5	22:27.966
8	1	3:40.189	1:01.888	1:39.389	58.912	114.5	34:25.905	6	1	3:24.484	56.766	1:31.604	56.114	123.3	25:52.450
133 1. Kees ROZEMA MG A A-Dc															
1	1	5:12.697 B	1:44.874	1:39.718	1:48.105	79.2	5:12.697	7	1	3:45.537	1:02.586	1:42.345	1:00.606	111.8	29:37.987
2	1	7:38.696	5:21.030	1:25.763	51.903	55.0	12:51.393	8	1	3:40.905	1:03.153	1:41.785	55.967	114.1	33:18.892
3	1	3:10.724	56.702	1:22.798	51.224	132.2	16:02.117	1	1	4:16.720 B	1:11.668	1:35.079	1:29.973	96.5	4:16.720
4	1	3:27.871	56.444	1:33.597	57.830	121.3	19:29.988	2	1	8:21.964	5:53.943	1:34.953	53.068	50.2	12:38.684
5	1	3:08.127	56.298	1:22.934	48.895	134.0	22:38.115	3	1	3:19.082	58.429	1:29.830	50.823	126.7	15:57.766
6	1	3:27.501	56.027	1:25.082	1:06.392	121.5	26:05.616	4	1	3:17.012	57.659	1:29.524	49.829	128.0	19:14.778
7	1	3:37.566	1:02.797	1:37.262	57.507	115.9	29:43.182	5	1	3:13.188	55.935	1:27.288	49.965	130.5	22:27.966
8	1	3:37.601	1:06.044	1:35.990	55.567	115.9	33:20.783	6	1	3:24.484	56.766	1:31.604	56.114	123.3	25:52.450
137 1. Arnim GLEICHMANN TVR Vixen 2500 E-Hc															
1	1	3:50.158 B	56.205	1:30.883	1:23.070	107.6	3:50.158	7	1	3:37.566	1:02.797	1:37.262	57.507	115.9	29:43.182
2	1	8:22.586	6:05.540	1:27.213	49.833	50.2	12:12.744	8	1	3:37.601	1:06.044	1:35.990	55.567	115.9	33:20.783
3	1	3:10.946	57.697	1:25.350	47.899	132.0	15:23.690	1	1	4:41.980 B	1:25.789	1:39.531	1:36.660	87.9	4:41.980
4	1	3:09.568	55.017	1:26.424	48.127	133.0	18:33.258	2	1	7:56.030	5:27.555	1:35.594	52.881	53.0	12:38.010
5	1	3:07.046	54.148	1:25.189	47.709	134.8	21:40.304	3	1	3:23.875	59.046	1:32.943	51.886	123.7	16:01.885
6	1	3:20.782	53.356	1:27.689	59.737	125.6	25:01.086	4	1	3:23.726	59.440	1:32.421	51.865	123.8	19:25.611
7	1	4:19.774 B	1:09.812	1:49.595	1:20.367	97.1	29:20.860	5	1	3:22.589	58.370	1:31.464	52.755	124.5	22:48.200
154 1. Bernhard BUHLER TVR Griffith 200 A-Hk															
1	1	13:43.799	...	1:33.593	56.543	30.1	13:43.799	6	1	3:49.812 B	1:00.596	1:41.708	1:07.508	109.7	26:38.012
2	1	2:57.954	47.843	1:24.593	45.518	141.7	16:41.753	1	1	3:38.231 B	56.057	1:28.129	1:14.045	113.5	3:38.231
3	1	2:57.287	47.923	1:22.775	46.589	142.2	19:39.040	2	1	8:19.873	6:07.084	1:24.226	48.563	50.4	11:58.104
4	1	3:14.531 B	48.477	1:25.440	1:00.614	129.6	22:53.571	3	1	2:59.966	50.424	1:23.016	46.526	140.1	14:58.070
1	1	12:21.870	...	1:27.529	48.929	33.4	12:21.870	4	1	2:58.533	49.717	1:23.038	45.778	141.2	17:56.603
2	1	3:19.393 B	55.675	1:26.175	57.543	126.5	15:41.263	5	1	3:14.248 B	52.048	1:24.984	57.216	129.8	21:10.851
3	1	4:20.980	2:05.572	1:25.718	49.690	96.6	20:02.243	6	1	5:37.455	3:12.122	1:30.328	55.005	74.7	26:48.306
4	1	3:07.324	54.700	1:22.978	49.646	134.6	23:09.567	7	1	3:27.071	58.631	1:34.661	53.779	121.8	30:15.377
171 1. Peter PRALLER ALFA ROMEO Giulia Sprint GTA 4															
1	1	12:21.870	...	1:27.529	48.929	33.4	12:21.870	8	1	3:25.750	57.715	1:33.733	54.302	122.5	33:41.127
2	1	3:19.393 B	55.675	1:26.175	57.543	126.5	15:41.263	1	1	5:29.008 B	1:59.842	1:32.273	1:56.893	75.3	5:29.008
3	1	4:20.980	2:05.572	1:25.718	49.690	96.6	20:02.243	1	1	12:21.870	...	1:27.529	48.929	33.4	12:21.870
4	1	3:07.324	54.700	1:22.978	49.646	134.6	23:09.567	2	1	3:19.393 B	55.675	1:26.175	57.543	126.5	15:41.263
471 1. Oliver REUBEN 2. Nigel REUBEN TVR Griffith 5															
1	1	5:29.008 B	1:59.842	1:32.273	1:56.893	75.3	5:29.008	1	1	12:21.870	...	1:27.529	48.929	33.4	12:21.870



NK GT&TC & Triumph Competition & British SPA SUMMER CLASSIC Qualifying

Sector Analysis

— Invalidated Lap
 ■ Personal Best
 ■ Session Best
 B Crossing the pit lane

Lap	D	Time	Sector 1	Sector 2	Sector 3	Kph	Elapsed	Lap	D	Time	Sector 1	Sector 2	Sector 3	Kph	Elapsed
2	1	7:15.448	5:10.079	1:20.723	44.646	57.9	12:44.456								
3	1	2:46.937	44.792	1:18.121	44.024	151.0	15:31.393								
4	1	2:46.533	44.279	1:18.832	43.422	151.4	18:17.926								
5	1	2:57.762 B	44.678	1:21.092	51.992	141.8	21:15.688								
6	1	4:54.490	2:29.723	1:30.388	54.379	85.6	26:10.178								
7	1	3:32.001	57.639	1:37.061	57.301	118.9	29:42.179								
8	1	4:02.430 B	1:05.127	1:46.026	1:11.277	104.0	33:44.609								

803

1. Stefan SCHREIBER

2. Ute SCHREIBER

ALFA ROMEO GTV Alfetta

9

1	1	13:39.428	...	1:37.080	58.752	30.2	13:39.428
2	1	3:23.251	59.617	1:30.723	52.911	124.1	17:02.679
3	1	3:18.210	58.590	1:28.227	51.393	127.2	20:20.889
4	1	3:23.066	58.217	1:28.694	56.155	124.2	23:43.955
5	1	3:51.619 B	59.228	1:35.148	1:17.243	108.9	27:35.574