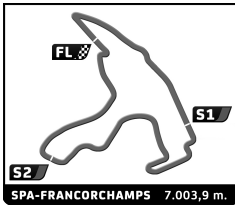


NK GT&C & Triumph Competition & British SPA SUMMER CLASSIC Race 1

Sector Analysis

— Invalidated Lap ■ Personal Best ■ Session Best B Crossing the pit lane

Lap D	Time	Sector 1	Sector 2	Sector 3	Kph	Elapsed	Lap D	Time	Sector 1	Sector 2	Sector 3	Kph	Elapsed						
1 1.Jan-Willem OOSTERHAGE FORD Escort RS2000 9							12 1.Minus DE REIJER MG B A-Dc												
1	1	3:07.463	55.598	1:23.164	48.701	132.2	3:07.463	1	1	3:29.226	1:08.496	1:29.491	51.239	118.4	3:29.226				
2	1	3:17.299			57.656	1:28.062	51.581	127.8	6:46.525	2	1	3:17.299			57.656	1:28.062	51.581	127.8	6:46.525
3	1	3:17.024			57.034	1:27.786	52.204	128.0	10:03.549	3	1	3:17.024			57.034	1:27.786	52.204	128.0	10:03.549
4 1.Onno VLAANDEREN DAVRIAN Mk5 1							17 1.Roger EBDON AUSTIN Cooper S 2												
1	1	3:18.052	1:00.981	1:26.609	50.462	125.1	3:18.052	1	1	3:23.321	1:02.685	1:28.568	52.068	121.9	3:23.321				
2	1	3:08.526	55.088	1:23.572	49.866	133.7	6:26.578	2	1	3:19.250	56.755	1:30.405	52.090	126.5	6:42.571				
3	1	3:11.451	56.685	1:25.330	49.436	131.7	9:38.029	3	1	3:15.709	57.160	1:27.635	50.914	128.8	9:58.280				
4	1	3:09.145	54.471	1:23.759	50.915	133.3	12:47.174	4	1	3:16.230	58.425	1:26.978	50.827	128.5	13:14.510				
5	1	3:13.089	54.174	1:28.085	50.830	130.6	16:00.263	5	1	3:38.078	1:00.533	1:44.232	53.313	115.6	16:52.588				
6	1	3:18.434	58.255	1:29.652	50.527	127.1	19:18.697	6	1	3:29.560	58.875	1:37.677	53.008	120.3	20:22.148				
7	1	3:57.167	59.747	1:50.115	1:07.305	106.3	23:15.864	7	1	3:25.854	58.821	1:34.564	52.469	122.5	23:48.002				
8	1	3:24.467	1:00.350	1:33.084	51.033	123.3	26:40.331	8	1	3:15.176	57.854	1:27.104	50.218	129.2	27:03.178				
7 1.Robin ROZEMA MG A A-Dc							18 1.Freddy VAN SPRUNDEL FORD Escort 9												
1	1	3:17.274	1:01.006	1:26.487	49.781	125.6	3:17.274	1	1	3:06.012	53.695	1:24.254	48.063	133.2	3:06.012				
2	1	3:09.555	56.372	1:24.238	48.945	133.0	6:26.829	2	1	3:02.968	52.122	1:23.657	47.189	137.8	6:08.980				
3	1	3:10.093	55.240	1:24.125	50.728	132.6	9:36.922	3	1	3:03.544	52.750	1:23.744	47.050	137.4	9:12.524				
4	1	3:10.715	54.922	1:24.683	51.110	132.2	12:47.637	4	1	3:01.402	53.518	1:22.183	45.701	139.0	12:13.926				
5	1	3:16.020	57.071	1:27.230	51.719	128.6	16:03.657	5	1	3:14.081	52.013	1:31.207	50.861	129.9	15:28.007				
6	1	3:18.067	56.960	1:30.156	50.951	127.3	19:21.724	6	1	3:31.737	57.212	1:34.547	59.978	119.1	18:59.744				
7	1	3:57.139	58.691	1:49.532	1:08.916	106.3	23:18.863	7	1	4:04.242	1:05.058	1:54.664	1:04.520	103.2	23:03.986				
8	1	3:20.900	59.307	1:31.923	49.670	125.5	26:39.763	8	1	3:21.457	1:00.671	1:34.813	45.973	125.2	26:25.443				
8 1.Albert VAN DER WAL MG B A-Dc							23 1.Günter STEPHAN 2.AT MG B A-Dc												
1	1	3:17.151	59.593	1:27.720	49.838	125.7	3:17.151	1	1	3:38.304	1:14.203	1:32.221	51.880	113.5	3:38.304				
2	1	3:10.221	55.809	1:24.603	49.809	132.6	6:27.372	2	1	3:22.274	58.658	1:29.951	53.665	124.7	7:00.578				
3	1	3:11.189	56.256	1:25.341	49.592	131.9	9:38.561	3	1	3:20.142	57.203	1:30.572	52.367	126.0	10:20.720				
4	1	3:10.274	55.947	1:24.029	50.298	132.5	12:48.835	4	1	3:20.389	56.610	1:32.514	51.265	125.8	13:41.109				
5	1	3:16.770	57.281	1:28.503	50.986	128.1	16:05.605	5	1	3:53.219	1:02.137	1:53.192	57.890	108.1	17:34.328				
6	1	3:18.480	56.926	1:31.049	50.505	127.0	19:24.085	6	1	3:47.207	1:04.666	1:45.730	56.811	111.0	21:21.535				
7	1	3:56.212	57.298	1:49.754	1:09.160	106.7	23:20.297	7	1	3:43.744	1:06.587	1:41.299	55.858	112.7	25:05.279				
8	1	3:23.545	59.323	1:31.641	52.581	123.9	26:43.842	8	1	3:15.600	56.931	1:27.560	51.109	128.9	28:20.879				
11 1.Timo SPAN MARCOS GT S 4							33 1.Gerd RIJPER PORSCHE 911 RSR 10												
1	1	3:15.477	59.120	1:27.164	49.193	126.7	3:15.477	1	1	3:05.933	53.397	1:24.384	48.152	133.2	3:05.933				
2	1	3:08.336	52.649	1:25.723	49.964	133.9	6:23.813	2	1	3:04.500	53.427	1:22.857	48.216	136.7	6:10.433				
3	1	3:05.375	52.481	1:24.925	47.969	136.0	9:29.188	3	1	3:06.186	53.365	1:25.153	47.668	135.4	9:16.619				
4	1	3:03.003	52.178	1:23.707	47.118	137.8	12:32.191	4	1	3:01.833	52.197	1:22.869	46.767	138.7	12:18.452				
5	1	3:13.293	52.420	1:29.206	51.667	130.4	15:45.484	5	1	3:11.962	52.616	1:28.512	50.834	131.3	15:30.414				
6	1	3:20.633	56.404	1:33.025	51.204	125.7	19:06.117	6	1	3:32.026	56.325	1:35.007	1:00.694	118.9	19:02.440				
7	1	4:01.586	1:04.099	1:53.244	1:04.243	104.4	23:07.703	7	1	4:03.363	1:05.266	1:53.459	1:04.638	103.6	23:05.803				
8	1	3:23.617	1:01.397	1:34.939	47.281	123.8	26:31.320	8	1	3:23.199	1:00.952	1:35.030	47.217	124.1	26:29.002				




NK GT&TC & Triumph Competition & British SPA SUMMER CLASSIC Race 1

Sector Analysis

— Invalidated Lap ■ Personal Best ■ Session Best B Crossing the pit lane

Lap	D	Time	Sector 1	Sector 2	Sector 3	Kph	Elapsed	Lap	D	Time	Sector 1	Sector 2	Sector 3	Kph	Elapsed	
34	1. Florian LÜBBERT	TRIUMPH TR4 A-Hk							5	1	3:56.217	1:06.877	1:49.070	1:00.270	106.7	18:53.810
		6	1	4:00.611	1:06.983	1:51.667	1:01.961	104.8	22:54.421							
		7	1	3:48.123	1:05.168	1:44.813	58.142	110.5	26:42.544							
		1	1	3:25.029	1:06.255	1:28.234	50.540	120.8	3:25.029							
		2	1	3:18.341	56.536	1:29.884	51.921	127.1	6:43.370							
		3	1	3:15.938	57.035	1:27.932	50.971	128.7	9:59.308							
		4	1	3:12.693	56.060	1:25.400	51.233	130.9	13:12.001							
		5	1	3:37.227	57.778	1:45.255	54.194	116.1	16:49.228							
		6	1	3:30.512	58.886	1:38.770	52.856	119.8	20:19.740							
7	1	3:24.183	57.747	1:34.003	52.433	123.5	23:43.923									
8	1	3:17.938	57.502	1:29.076	51.360	127.4	27:01.861									
37	1. Carst SPAN	MORRIS Mini Cooper S 2							5	1	3:56.217	1:06.877	1:49.070	1:00.270	106.7	18:53.810
		6	1	4:00.611	1:06.983	1:51.667	1:01.961	104.8	22:54.421							
		7	1	3:48.123	1:05.168	1:44.813	58.142	110.5	26:42.544							
		1	1	3:24.435	1:03.661	1:28.689	52.085	121.2	3:24.435							
		2	1	3:17.594	57.977	1:28.357	51.260	127.6	6:42.029							
		3	1	3:13.603	56.666	1:27.203	49.734	130.2	9:55.632							
		4	1	3:15.394	57.242	1:27.612	50.540	129.0	13:11.026							
		5	1	3:37.759	58.320	1:45.260	54.179	115.8	16:48.785							
		6	1	3:29.969	58.663	1:39.041	52.265	120.1	20:18.754							
7	1	3:24.782	58.117	1:34.205	52.460	123.1	23:43.536									
8	1	3:16.167	57.515	1:28.682	49.970	128.5	26:59.703									
38	1. Paul LEJEUNE	TRIUMPH TR4 A-Hk							5	1	3:56.217	1:06.877	1:49.070	1:00.270	106.7	18:53.810
		6	1	4:00.611	1:06.983	1:51.667	1:01.961	104.8	22:54.421							
		7	1	3:48.123	1:05.168	1:44.813	58.142	110.5	26:42.544							
		1	1	3:20.457	1:04.599	1:26.864	48.994	123.6	3:20.457							
		2	1	3:07.794	54.485	1:24.854	48.455	134.3	6:28.251							
		3	1	3:08.914	53.863	1:26.069	48.982	133.5	9:37.165							
		4	1	3:08.443	53.990	1:24.777	49.676	133.8	12:45.608							
		5	1	3:13.363	53.834	1:29.263	50.266	130.4	15:58.971							
		6	1	3:17.818	56.144	1:32.171	49.503	127.5	19:16.789							
7	1	3:57.933	1:00.871	1:50.216	1:06.846	106.0	23:14.722									
8	1	3:23.488	1:00.165	1:33.585	49.738	123.9	26:38.210									
41	1. Klaas SPAN	MORRIS 1931559 Mini Cooper S 2							5	1	3:56.217	1:06.877	1:49.070	1:00.270	106.7	18:53.810
		6	1	4:00.611	1:06.983	1:51.667	1:01.961	104.8	22:54.421							
		7	1	3:48.123	1:05.168	1:44.813	58.142	110.5	26:42.544							
		1	1	3:41.101	1:13.759	1:33.709	53.633	112.1	3:41.101							
		2	1	3:29.686	1:00.926	1:33.891	54.869	120.2	7:10.787							
		3	1	3:29.113	1:00.506	1:33.994	54.613	120.6	10:39.900							
		4	1	3:30.013	1:00.250	1:34.591	55.172	120.1	14:09.913							
		5	1	3:38.955	1:01.384	1:39.542	58.029	115.2	17:48.868							
		6	1	3:40.114	1:02.564	1:38.891	58.659	114.6	21:28.982							
7	1	3:41.156	1:05.586	1:39.681	55.889	114.0	25:10.138									
8	1	3:25.458	59.730	1:31.878	53.850	122.7	28:35.596									
43	1. Lenneke OOSTINGH	MG B A-Dc							5	1	3:56.217	1:06.877	1:49.070	1:00.270	106.7	18:53.810
		6	1	4:00.611	1:06.983	1:51.667	1:01.961	104.8	22:54.421							
		7	1	3:48.123	1:05.168	1:44.813	58.142	110.5	26:42.544							
		1	1	3:53.821	1:18.322	1:38.885	56.614	106.0	3:53.821							
		2	1	3:40.813	1:03.619	1:39.502	57.692	114.2	7:34.634							
3	1	3:34.432	1:02.294	1:34.894	57.244	117.6	11:09.066									
4	1	3:48.527	1:02.926	1:39.711	1:05.890	110.3	14:57.593									
46	1. Geert BOELS	FORD Escort RS 2000 9							5	1	3:56.217	1:06.877	1:49.070	1:00.270	106.7	18:53.810
		6	1	4:00.611	1:06.983	1:51.667	1:01.961	104.8	22:54.421							
		7	1	3:48.123	1:05.168	1:44.813	58.142	110.5	26:42.544							
		1	1	3:08.681	56.004	1:24.003	48.674	131.3	3:08.681							
		2	1	3:08.698	54.476	1:24.485	49.737	133.6	6:17.379							
		3	1	3:09.097	54.711	1:25.704	48.682	133.3	9:26.476							
		4	1	3:07.209	54.037	1:23.968	49.204	134.7	12:33.685							
		5	1	3:13.223	53.855	1:26.915	52.453	130.5	15:46.908							
		6	1	3:20.619	55.774	1:33.242	51.603	125.7	19:07.527							
7	1	4:00.880	1:03.395	1:53.211	1:04.274	104.7	23:08.407									
8	1	3:25.258	1:01.576	1:34.642	49.040	122.8	26:33.665									
47	1. Paul ASLETT	JAGUAR XJS Coupe 16							1	1	3:34.558	1:09.614	1:32.644	52.300	115.5	3:34.558
		2	1	3:40.675	1:00.702	1:43.657	56.316	114.3	21:54.890							
51	1. Franz DURRER	AUSTIN Cooper S A-Hk							1	1	18:14.215	1:05.932	...	53.892	22.6	18:14.215
		2	1	3:40.675	1:00.702	1:43.657	56.316	114.3	21:54.890							
		3	1	3:31.158	1:01.129	1:34.861	55.168	119.4	25:26.048							
		4	1	3:11.730	56.573	1:26.172	48.985	131.5	28:37.778							
		5	1	18:14.215	1:05.932	...	53.892	22.6	18:14.215							
52	1. Erik HOLTHAUSEN	BMW 3.5 CSL 10							2	1	2:57.064	51.019	1:20.126	45.919	139.9	2:57.064
		3	1	2:57.044	50.713	1:20.167	46.164	142.4	5:50.357							
		4	1	2:55.792	51.290	1:19.023	45.479	143.4	11:46.149							
		5	1	3:20.159	50.366	1:37.613	52.180	126.0	15:06.308							
		6	1	3:52.533	1:04.159	1:48.413	59.961	108.4	18:58.841							
		7	1	4:03.868	1:05.057	1:54.960	1:03.851	103.4	23:02.709							
		8	1	3:21.205	1:01.455	1:34.401	45.349	125.3	26:23.914							
		9	1	2:57.064	51.019	1:20.126	45.919	139.9	2:57.064							
		10	1	2:56.249	50.573	1:19.413	46.263	143.1	5:53.313							
57	1. Detlef WALTER	WARWICK GT 350 E-Hc							1	1	3:13.010	58.283	1:25.559	49.168	128.4	3:13.010
		2	1	3:06.851	53.015	1:25.179	48.657	134.9	6:19.861							
		3	1	3:09.470	53.915	1:26.458	49.097	133.1	9:29.331							
		4	1	3:07.099	52.883	1:25.611	48.605	134.8	12:36.430							
		5	1	3:14.891	52.760	1:30.369	51.762	129.4	15:51.321							
		6	1	3:18.721	55.300	1:32.406	51.015	126.9	19:10.042							
		7	1	4:00.562	1:02.121	1:52.980	1:05.461	104.8	23:10.604							
		8	1	3:25.860	1:00.520	1:35.125	50.215	122.5	26:36.464							
		9	1	3:13.010	58.283	1:25.559	49.168	128.4	3:13.010							




NK GT&C & Triumph Competition & British SPA SUMMER CLASSIC Race 1

Sector Analysis

— Invalidated Lap ■ Personal Best ■ Session Best B Crossing the pit lane

Lap	D	Time	Sector 1	Sector 2	Sector 3	Kph	Elapsed	Lap	D	Time	Sector 1	Sector 2	Sector 3	Kph	Elapsed
59		1. Hans DE GRAAF Porsche 911 10								74					
1	1	2:55.098	50.657	1:19.225	45.216	141.5	2:55.098	1	1	3:15.977	58.815	1:27.027	50.135	126.4	3:15.977
2	1	2:56.358	50.619	1:20.071	45.668	143.0	5:51.456	2	1	3:08.407	54.698	1:23.591	50.118	133.8	6:24.384
3	1	2:57.868	51.090	1:20.085	46.693	141.8	8:49.324	3	1	3:06.999	54.857	1:23.899	48.243	134.8	9:31.383
4	1	2:55.725	49.902	1:19.943	45.880	143.5	11:45.049	4	1	3:08.024	54.568	1:24.251	49.205	134.1	12:39.407
5	1	3:15.247	49.565	1:23.175	1:02.507	129.1	15:00.296	5	1	3:12.285	54.833	1:27.549	49.903	131.1	15:51.692
6	1	3:54.345	1:06.033	1:48.354	59.958	107.6	18:54.641	6	1	3:18.867	55.769	1:32.138	50.960	126.8	19:10.559
7	1	4:06.673	1:06.816	1:54.685	1:05.172	102.2	23:01.314	7	1	4:00.728	1:01.999	1:53.135	1:05.594	104.7	23:11.287
8	1	3:21.006	1:00.447	1:35.675	44.884	125.4	26:22.320	8	1	3:25.683	1:00.553	1:35.275	49.855	122.6	26:36.970
63		1. Klaus-Peter MUTSCHLER 2. Tiziana MUTSCHLER MG B A-Hk								77					
1	1	3:52.386	1:16.774	1:38.895	56.717	106.6	3:52.386	1	1	3:11.256	57.092	1:25.461	48.703	129.5	3:11.256
2	1	3:39.351	1:00.913	1:39.769	58.669	114.9	7:31.737	2	1	3:06.623	53.381	1:24.465	48.777	135.1	6:17.879
3	1	3:36.971	1:03.083	1:36.534	57.354	116.2	11:08.708	3	1	3:06.602	53.320	1:25.291	47.991	135.1	9:24.481
4	1	3:48.460	1:01.503	1:37.744	1:09.213	110.4	14:57.168	4	1	3:03.744	52.592	1:23.695	47.457	137.2	12:28.225
5	1	3:56.182	1:06.423	1:48.610	1:01.149	106.8	18:53.350	5	1	3:16.226	53.303	1:31.384	51.539	128.5	15:44.451
6	1	4:00.330	1:06.739	1:51.393	1:02.198	104.9	22:53.680	6	1	3:20.544	56.815	1:33.065	50.664	125.7	19:04.995
7	1	3:50.795	1:05.256	1:44.996	1:00.543	109.2	26:44.475	7	1	4:01.790	1:04.086	1:53.376	1:04.328	104.3	23:06.785
8	1	3:23.494	1:01.398	1:34.919	47.177	123.9	26:30.279	8	1	3:23.494	1:01.398	1:34.919	47.177	123.9	26:30.279
64		1. Rene GRÜTER MG B A-Dc								85					
1	1	3:26.149	59.357	1:37.412	49.380	120.2	3:26.149	1	1	3:24.637	1:05.129	1:28.007	51.501	121.1	3:24.637
2	1	3:15.504	56.939	1:28.189	50.376	129.0	6:41.653	2	1	3:16.077	55.118	1:30.113	50.846	128.6	6:40.714
3	1	3:10.281	55.013	1:26.526	48.742	132.5	9:51.934	3	1	3:14.394	54.682	1:30.060	49.652	129.7	9:55.108
4	1	3:09.518	55.310	1:24.037	50.171	133.0	13:01.452	4	1	3:15.397	55.396	1:29.610	50.391	129.0	13:10.505
5	1	3:18.242	56.733	1:30.036	51.473	127.2	16:19.694	5	1	3:38.027	58.409	1:45.324	54.294	115.6	16:48.532
6	1	3:18.362	56.902	1:31.820	49.640	127.1	19:38.056	6	1	3:29.973	57.918	1:39.606	52.449	120.1	20:18.505
7	1	3:45.684	56.492	1:39.001	1:10.191	111.7	23:23.740	7	1	3:24.584	56.943	1:35.251	52.390	123.2	23:43.089
8	1	3:19.929	57.799	1:31.406	50.724	126.1	26:43.669	8	1	3:22.007	55.111	1:36.624	50.272	124.8	27:05.096
68		1. Stephane RION LOTUS Europa 9								87					
1	1	3:36.449	1:12.257	1:30.571	53.621	114.5	3:36.449	1	1	3:08.034	53.925	1:24.249	49.860	131.8	3:08.034
2	1	3:23.372	57.448	1:31.517	54.407	124.0	6:59.821	2	1	3:15.343 B	54.263	1:20.791	1:00.289	129.1	6:23.377
3	1	3:22.038	57.788	1:30.084	54.166	124.8	10:21.859	3	1	11:17.851	8:36.337	1:41.755	59.759	37.2	17:41.228
4	1	3:26.855	58.761	1:34.451	53.643	121.9	13:48.714	4	1	3:45.981	1:03.595	1:43.512	58.874	111.6	21:27.209
5	1	3:47.873	1:04.084	1:44.996	58.793	110.7	17:36.587	5	1	3:40.505	1:04.909	1:41.338	54.258	114.3	25:07.714
6	1	3:46.845	1:04.885	1:44.397	57.563	111.2	21:23.432	6	1	3:05.487	55.650	1:22.749	47.088	135.9	28:13.201
7	1	3:42.434	1:06.197	1:41.252	54.985	113.4	25:05.866								
8	1	3:19.894	57.840	1:29.834	52.220	126.1	28:25.760								
72		1. Yannick SZCZYGIEL TRIUMPH TR4 E-Hc								100					
1	1	3:07.185	54.674	1:23.741	48.770	132.4	3:07.185	1	1	3:14.731	57.530	1:28.562	48.639	127.2	3:14.731
2	1	3:08.163	52.064	1:26.759	49.340	134.0	6:22.894	2	1	3:13.302	52.914	1:29.160	51.228	130.4	9:36.196
3	1	3:13.302	52.301	1:26.922	48.884	134.0	12:44.303	3	1	3:08.107	52.301	1:26.922	48.884	134.0	12:44.303
4	1	3:11.980	52.661	1:29.975	49.344	131.3	15:56.283	4	1	3:19.340	56.843	1:32.914	49.583	126.5	19:15.623

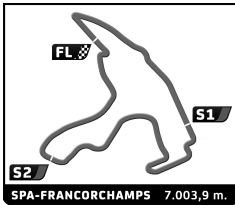


NK GT&C & Triumph Competition & British SPA SUMMER CLASSIC Race 1

Sector Analysis

— Invalidated Lap ■ Personal Best ■ Session Best B Crossing the pit lane

Lap	D	Time	Sector 1	Sector 2	Sector 3	Kph	Elapsed	Lap	D	Time	Sector 1	Sector 2	Sector 3	Kph	Elapsed
111 1. Melle VAN DER WAL MG B A-Dc															
7	1	3:58.062	1:00.993	1:50.373	1:06.696	105.9	23:13.685	3	1	3:08.818	55.453	1:24.260	49.105	133.5	9:33.524
8	1	3:23.561	59.836	1:34.267	49.458	123.9	26:37.246	4	1	3:12.659	55.669	1:26.467	50.523	130.9	12:46.183
1	1	3:21.501	1:05.227	1:26.500	49.774	123.0	3:21.501	5	1	3:14.796	56.973	1:26.802	51.021	129.4	16:00.979
2	1	3:08.806	55.743	1:23.847	49.216	133.5	6:30.307	6	1	3:18.491	57.882	1:29.795	50.814	127.0	19:19.470
3	1	3:09.098	56.030	1:23.938	49.130	133.3	9:39.405	7	1	3:57.074	59.379	1:50.271	1:07.424	106.4	23:16.544
4	1	3:08.639	55.011	1:23.465	50.163	133.7	12:48.044	8	1	3:24.357	1:00.072	1:33.215	51.070	123.4	26:40.901
5	1	3:16.922	57.307	1:28.526	51.089	128.0	16:04.966								
6	1	3:17.910	57.216	1:30.781	49.913	127.4	19:22.876								
7	1	3:56.707	58.125	1:49.471	1:09.111	106.5	23:19.583								
8	1	3:21.295	59.581	1:31.366	50.348	125.3	26:40.878								
117 1. Stefan ROZEMA MG A A-Dc															
1	1	3:16.777	1:00.927	1:25.703	50.147	125.9	3:16.777								
2	1	3:06.874	55.413	1:22.558	48.903	134.9	6:23.651								
3	1	3:08.412	55.916	1:24.005	48.491	133.8	9:32.063								
4	1	3:07.568	55.601	1:22.589	49.378	134.4	12:39.631								
5	1	3:15.334	55.310	1:27.823	52.201	129.1	15:54.965								
6	1	3:19.942	57.626	1:28.389	53.927	126.1	19:14.907								
7	1	3:57.672	1:00.766	1:50.743	1:06.163	106.1	23:12.579								
8	1	3:25.164	1:00.231	1:34.577	50.356	122.9	26:37.743								
124 1. Harald RASCHKE TRIUMPH TR8 E-Hc															
1	1	3:47.599	1:17.746	1:34.818	55.035	108.9	3:47.599								
2	1	3:33.343	59.748	1:37.467	56.128	118.2	7:20.942								
3	1	3:29.792	59.208	1:34.737	55.847	120.2	10:50.734								
4	1	3:34.377	58.421	1:38.056	57.900	117.6	14:25.111								
5	1	3:48.602	1:03.402	1:47.752	57.448	110.3	18:13.713								
6	1	3:39.756	1:00.307	1:43.258	56.191	114.7	21:53.469								
7	1	3:31.959	59.886	1:36.378	55.695	119.0	25:25.428								
8	1	3:25.805	59.012	1:33.067	53.726	122.5	28:51.233								
129 1. Raymond KLOMPSTRA MG B / TVR VIXEN A-Dc															
1	1	3:25.437	1:05.652	1:28.200	51.585	120.6	3:25.437								
2	1	3:18.473	57.341	1:29.152	51.980	127.0	6:43.910								
3	1	3:14.403	56.178	1:27.688	50.537	129.7	9:58.313								
4	1	3:14.334	57.571	1:25.531	51.232	129.7	13:12.647								
5	1	3:38.519	1:01.413	1:43.076	54.030	115.4	16:51.166								
6	1	3:29.555	58.155	1:38.760	52.640	120.3	20:20.721								
7	1	3:24.535	57.994	1:34.671	51.870	123.3	23:45.256								
8	1	3:16.174	57.682	1:27.746	50.746	128.5	27:01.430								
133 1. Kees ROZEMA MG A A-Dc															
1	1	3:16.328	59.595	1:27.017	49.716	126.2	3:16.328								
2	1	3:08.378	55.528	1:23.472	49.378	133.8	6:24.706								
137 1. Arnim GLEICHMANN TVR Vixen 2500 E-Hc															
1	1	3:10.606	56.326	1:25.597	48.683	130.0	3:10.606								
2	1	3:08.503	53.657	1:25.651	49.195	133.8	6:19.109								
3	1	3:08.443	54.294	1:25.691	48.458	133.8	9:27.552								
4	1	3:07.525	53.288	1:25.801	48.436	134.5	12:35.077								
5	1	3:13.548	53.248	1:30.003	50.297	130.3	15:48.625								
6	1	3:19.565	55.133	1:33.710	50.722	126.3	19:08.190								
7	1	4:01.238	1:03.354	1:53.176	1:04.708	104.5	23:09.428								
8	1	3:25.105	1:01.245	1:35.005	48.855	122.9	26:34.533								
143 1. Stefan JACOBS BMW 2002 ti 4															
1	1	3:37.268	1:13.258	1:31.610	52.400	114.0	3:37.268								
2	1	3:25.984	1:00.465	1:32.442	53.077	122.4	7:03.252								
3	1	3:20.282	58.266	1:30.211	51.805	125.9	10:23.534								
4	1	3:25.997	58.778	1:33.277	53.942	122.4	13:49.531								
5	1	3:48.588	1:04.125	1:45.336	59.127	110.3	17:38.119								
6	1	3:46.740	1:04.355	1:44.266	58.119	111.2	21:24.859								
7	1	3:41.511	1:05.708	1:41.043	54.760	113.8	25:06.370								
8	1	3:19.572	57.460	1:29.967	52.145	126.3	28:25.942								
154 1. Bernhard BUHLER TVR Griffith 200 A-Hk															
1	1	3:57.887	1:44.512	1:24.030	49.345	104.1	3:57.887								
2	1	3:05.379	50.471	1:26.402	48.506	136.0	7:03.266								
3	1	2:58.021	48.859	1:22.180	46.982	141.6	10:01.287								
4	1	2:58.722	49.545	1:22.632	46.545	141.1	13:00.009								
5	1	3:05.970	48.785	1:26.407	50.778	135.6	16:05.979								
6	1	3:19.086	57.114	1:32.321	49.651	126.6	19:25.065								
7	1	3:56.010	56.915	1:49.660	1:09.435	106.8	23:21.075								
8	1	3:22.111	59.147	1:32.374	50.590	124.8	26:43.186								
159 1. Clemens WIEN 2. Peter SCHEURER MG B A-Dc															
1	1	5:05.865	B 2:22.396	1:42.581	1:00.888	81.0	5:05.865								
2	1	3:56.608	1:08.658	1:43.389	1:04.561	106.6	9:02.473								
3	1	3:54.807	1:09.700	1:43.445	1:01.662	107.4	12:57.280								
4	1	4:11.208	1:09.254	1:57.144	1:04.810	100.4	17:08.488								
186 1. Marnix DIERICK TRIUMPH TR4 4															
1	1	3:37.906	1:13.302	1:32.256	52.348	113.7	3:37.906								
2	1	3:24.502	1:00.436	1:30.499	53.567	123.3	7:02.408								



NK GT&TC & Triumph Competition & British SPA SUMMER CLASSIC Race 1

Sector Analysis

— Invalidated Lap ■ Personal Best ■ Session Best B Crossing the pit lane

Lap	D	Time	Sector 1	Sector 2	Sector 3	Kph	Elapsed	Lap	D	Time	Sector 1	Sector 2	Sector 3	Kph	Elapsed
<div style="float: right; text-align: right;">ALFA ROMEO GTV Alfetta 9</div> <div style="border: 1px solid black; padding: 5px; display: inline-block; margin-bottom: 5px;"> 803 </div> <div style="margin-left: 10px;"> 1. Stefan SCHREIBER 2. Ute SCHREIBER </div>															
3	1	3:22.374	59.730	1:30.258	52.386	124.6	10:24.782	1	1	3:27.636	1:05.329	1:30.277	52.030	119.3	3:27.636
4	1	3:25.365	58.241	1:33.263	53.861	122.8	13:50.147	2	1	3:17.068	57.954	1:27.380	51.734	127.9	6:44.704
5	1	3:48.959	1:04.331	1:46.039	58.589	110.1	17:39.106	3	1	3:15.813	58.498	1:26.488	50.827	128.8	10:00.517
6	1	3:46.729	1:04.819	1:43.988	57.922	111.2	21:25.835	4	1	3:14.595	57.762	1:25.603	51.230	129.6	13:15.112
7	1	3:41.416	1:05.753	1:41.089	54.574	113.9	25:07.251	5	1	3:38.356	1:00.604	1:44.256	53.496	115.5	16:53.468
8	1	3:19.913	57.620	1:29.659	52.634	126.1	28:27.164	6	1	3:29.313	58.694	1:37.865	52.754	120.5	20:22.781
<div style="float: right; text-align: right;">MORRIS Cooper S 2</div> <div style="border: 1px solid black; padding: 5px; display: inline-block; margin-bottom: 5px;"> 212 </div> <div style="margin-left: 10px;"> 1. Bernard DIERICK </div>															
1	1	3:19.013	1:01.347	1:27.518	50.148	124.5	3:19.013	7	1	3:46.113	56.967	1:38.889	1:10.257	111.5	23:23.067
2	1	3:12.269	56.200	1:25.849	50.220	131.1	6:31.282	8	1	3:21.831	58.030	1:32.737	51.064	124.9	26:44.898
3	1	3:13.123	56.646	1:26.955	49.522	130.6	9:44.405								
4	1	3:12.626	56.811	1:25.689	50.126	130.9	12:57.031								
5	1	3:21.433	57.767	1:32.962	50.704	125.2	16:18.464								
6	1	3:18.490	57.725	1:30.670	50.095	127.0	19:36.954								
7	1	3:46.113	56.967	1:38.889	1:10.257	111.5	23:23.067								
8	1	3:21.831	58.030	1:32.737	51.064	124.9	26:44.898								
<div style="float: right; text-align: right;">TRIUMPH TR4 A-Hk</div> <div style="border: 1px solid black; padding: 5px; display: inline-block; margin-bottom: 5px;"> 243 </div> <div style="margin-left: 10px;"> 1. Bernhard DR. BLOEMER </div>															
1	1	3:36.151	1:10.943	1:31.672	53.536	114.6	3:36.151								
2	1	3:25.298	59.851	1:31.790	53.657	122.8	7:01.449								
3	1	3:21.220	58.069	1:30.400	52.751	125.3	10:22.669								
4	1	3:20.240	57.799	1:32.278	50.163	125.9	13:42.909								
5	1	3:52.775	1:01.196	1:53.203	58.376	108.3	17:35.684								
6	1	3:46.329	1:04.108	1:45.470	56.751	111.4	21:22.013								
7	1	3:43.638	1:06.731	1:41.072	55.835	112.7	25:05.651								
8	1	3:20.631	58.381	1:30.929	51.321	125.7	28:26.282								
<div style="float: right; text-align: right;">FORD Falcon 5</div> <div style="border: 1px solid black; padding: 5px; display: inline-block; margin-bottom: 5px;"> 244 </div> <div style="margin-left: 10px;"> 1. Henk VAN GAMMAREN 2. Thijs VAN GAMMAREN </div>															
1	1	3:05.429	52.135	1:25.400	47.894	133.6	3:05.429								
2	1	3:03.737	51.339	1:24.778	47.620	137.2	6:09.166								
3	1	3:06.778	53.136	1:26.213	47.429	135.0	9:15.944								
4	1	3:01.816	50.975	1:24.382	46.459	138.7	12:17.760								
5	1	3:11.979	50.847	1:30.475	50.657	131.3	15:29.739								
6	1	3:31.255	56.195	1:34.893	1:00.167	119.4	19:00.994								
7	1	4:03.863	1:06.115	1:53.368	1:04.380	103.4	23:04.857								
8	1	3:23.211	1:00.864	1:35.621	46.726	124.1	26:28.068								
<div style="float: right; text-align: right;">TVR Griffith 5</div> <div style="border: 1px solid black; padding: 5px; display: inline-block; margin-bottom: 5px;"> 471 </div> <div style="margin-left: 10px;"> 1. Oliver REUBEN 2. Nigel REUBEN </div>															
1	1	3:26.757	1:25.255	1:19.224	42.278	119.8	3:26.757								
2	1	2:48.619	46.111	1:18.892	43.616	149.5	6:15.376								
3	1	2:49.828	47.260	1:20.157	42.411	148.5	9:05.204								
4	1	2:45.993	44.497	1:19.149	42.347	151.9	11:51.197								
5	1	3:10.232	44.367	1:22.720	1:03.145	132.5	15:01.429								
6	1	3:53.453	1:05.888	1:47.864	59.701	108.0	18:54.882								
7	1	4:07.195	1:07.018	1:54.881	1:05.296	102.0	23:02.077								
8	1	3:18.808	1:00.695	1:35.034	43.079	126.8	26:20.885								