


NK GT&TC & Triumph Competition & British SPA SUMMER CLASSIC Race 2

Sector Analysis

— Invalidated Lap ■ Personal Best ■ Session Best ■ Crossing the pit lane

Lap D	Time	Sector 1	Sector 2	Sector 3	Kph	Elapsed	Lap D	Time	Sector 1	Sector 2	Sector 3	Kph	Elapsed		
1	1.Jan-Willem OOSTERHAGE	FORD Escort RS2000						8	1	3:34.052	1:01.887	1:37.208	54.957	117.8	28:40.415
										AUSTIN Cooper S					
1	1	4:04.377	B	1:19.379	1:35.703	1:09.295	101.4	4:04.377							
2	1	5:02.435	2:41.497	1:28.955	51.983	83.4	9:06.812								
3	1	3:21.026	56.882	1:31.089	53.055	125.4	12:27.838								
4	1	3:18.890	56.133	1:30.597	52.160	126.8	15:46.728								
5	1	3:18.191	57.331	1:29.921	50.939	127.2	19:04.919								
6	1	3:17.860	56.026	1:30.810	51.024	127.4	22:22.779								
7	1	3:18.276	57.023	1:29.845	51.408	127.2	25:41.055								
4	1.Onno VLAANDEREN	DAVRIAN Mk5						17	1	3:57.295	1:21.774	1:38.023	57.498	104.4	3:57.295
										AUSTIN Cooper S					
1	1	3:47.140	1:08.127	1:40.011	59.002	109.1	3:47.140								
2	1	3:35.124	1:02.305	1:36.943	55.876	117.2	7:22.264								
3	1	3:34.120	1:00.272	1:37.959	55.889	117.8	10:56.384								
4	1	3:34.323	1:00.993	1:37.199	56.131	117.6	14:30.707								
5	1	3:31.372	1:01.534	1:35.269	54.569	119.3	18:02.079								
6	1	3:34.399	59.877	1:38.130	56.392	117.6	21:36.478								
7	1	3:30.700	59.262	1:35.697	55.741	119.7	25:07.178								
8	1	3:35.464	1:03.543	1:35.126	56.795	117.0	28:42.642								
7	1.Robin ROZEMA	MG A						18	1	3:29.413	59.451	1:36.406	53.556	118.3	3:29.413
										FORD Escort					
1	1	3:41.618	1:06.731	1:37.588	57.299	111.8	3:41.618								
2	1	3:33.698	59.742	1:39.531	54.425	118.0	7:15.316								
3	1	3:28.145	59.984	1:33.754	54.407	121.1	10:43.461								
4	1	3:28.382	59.510	1:34.602	54.270	121.0	14:11.843								
5	1	3:31.164	59.259	1:35.791	56.114	119.4	17:43.007								
6	1	3:44.795	B	59.116	1:34.600	1:11.079	112.2	21:27.802							
8	1.Albert VAN DER WAL	MG B						23	1	3:56.495	1:14.005	1:42.472	1:00.018	104.8	3:56.495
										MG B A-Dc					
1	1	3:42.178	1:07.974	1:37.613	56.591	111.5	3:42.178								
2	1	3:31.177	1:00.462	1:35.739	54.976	119.4	7:13.355								
3	1	3:29.295	1:00.298	1:33.789	55.208	120.5	10:42.650								
4	1	3:30.019	1:00.766	1:34.776	54.477	120.1	14:12.669								
5	1	3:29.627	1:01.148	1:33.852	54.627	120.3	17:42.296								
6	1	3:28.499	58.695	1:34.730	55.074	120.9	21:10.795								
7	1	3:31.667	59.909	1:35.821	55.937	119.1	24:42.462								
8	1	3:33.160	1:02.883	1:34.379	55.898	118.3	28:15.622								
11	1.Timo SPAN	MARCOS GT S						23	1	3:40.193	59.814	1:44.134	56.245	112.5	3:40.193
										PORSCHE 911 RSR					
1	1	3:42.877	1:00.548	1:42.945	59.384	111.2	3:42.877								
2	1	3:35.509	58.817	1:40.603	56.089	117.0	7:18.386								
3	1	3:39.035	58.266	1:45.318	55.451	115.1	10:57.421								
4	1	3:31.141	57.169	1:39.535	54.437	119.4	14:28.562								
5	1	3:31.182	57.753	1:38.553	54.876	119.4	17:59.744								
6	1	3:33.947	57.769	1:40.837	55.341	117.9	21:33.691								
7	1	3:32.672	57.703	1:39.892	55.077	118.6	25:06.363								
17	1.Roger EBDON	AUSTIN Cooper S						33	1	3:40.628	56.914	1:37.706	56.008	119.7	7:10.821
										PORSCHE 911 RSR					
1	1	3:57.295	1:21.774	1:38.023	57.498	104.4	3:57.295								
2	1	3:34.495	1:00.958	1:38.074	55.463	117.6	7:31.790								
3	1	3:32.341	59.863	1:37.915	54.563	118.7	11:04.131								
4	1	10:46.055	B	1:00.259	1:36.313	8:09.483	39.0	21:50.186							
18	1.Freddy VAN SPRUNDEL	FORD Escort						33	1	3:21.496	56.572	1:32.631	52.293	125.1	10:32.317
										PORSCHE 911 RSR					
1	1	3:29.413	59.451	1:36.406	53.556	118.3	3:29.413								
2	1	3:22.237	56.764	1:33.535	51.938	124.7	6:51.650								
3	1	3:23.989	56.401	1:33.631	53.957	123.6	10:15.639								
4	1	3:23.181	56.218	1:34.560	52.403	124.1	13:38.820								
5	1	3:25.113	56.246	1:35.821	53.046	122.9	17:03.933								
6	1	3:27.090	56.253	1:36.662	54.175	121.8	20:31.023								
7	1	3:24.052	56.584	1:34.770	52.698	123.6	23:55.075								
8	1	3:26.212	58.723	1:34.061	53.428	122.3	27:21.287								
23	1.Günter STEPHAN	MG B						33	1	3:40.193	59.814	1:44.134	56.245	112.5	3:40.193
										MG B A-Dc					
1	1	3:56.495	1:14.005	1:42.472	1:00.018	104.8	3:56.495								
2	1	3:40.760	1:02.644	1:41.476	56.640	114.2	7:37.255								
3	1	3:34.308	1:00.691	1:37.826	55.791	117.7	11:11.563								
4	1	3:45.447	1:12.871	1:37.561	55.015	111.8	14:57.010								
5	1	3:31.805	1:00.716	1:36.715	54.374	119.0	18:28.815								
6	1	3:33.285	1:01.696	1:36.539	55.050	118.2	22:02.100								
7	1	3:33.701	59.981	1:36.540	57.180	118.0	25:35.801								
33	1.Gerd RIJPER	PORSCHE 911 RSR						34	1	3:49.176	1:09.668	1:41.187	58.321	108.1	3:49.176
										TRIUMPH TR4					
1	1	3:40.193	59.814	1:44.134	56.245	112.5	3:40.193								
2	1	3:30.628	56.914	1:37.706	56.008	119.7	7:10.821								
3	1	3:21.496	56.572	1:32.631	52.293	125.1	10:32.317								
4	1	3:21.687	56.070	1:32.883	52.734	125.0	13:54.004								
5	1	3:21.422	55.978	1:33.600	51.844	125.2	17:15.426								
6	1	3:23.600	56.223	1:34.014	53.363	123.8	20:39.026								
7	1	3:20.637	55.843	1:32.643	52.151	125.7	23:59.663								
8	1	3:23.416	55.630	1:34.120	53.666	124.0	27:23.079								
34	1.Florian LÜBBERT	TRIUMPH TR4						34	1	3:37.012	1:02.296	1:38.971	55.745	116.2	7:26.188
										TRIUMPH TR4 A-Hk					
1	1	3:49.176	1:09.668	1:41.187	58.321	108.1	3:49.176								
2	1	3:37.012	1:02.296	1:38.971	55.745	116.2	7:26.188								
3	1	3:35.765	1:00.812	1:38.234	56.719	116.9	11:01.953								
4	1	3:37.862	1:02.071	1:39.712	56.079	115.7	14:39.815								
5	1	3:40.853	1:01.352	1:44.254	55.247	114.2	18:20.668								
6	1	3:37.007	1:00.916	1:38.876	57.215	116.2	21:57.675								
7	1	3:37.685	1:00.830	1:39.748	57.107	115.8	25:35.360								




NK GT&TC & Triumph Competition & British SPA SUMMER CLASSIC Race 2

Sector Analysis

— Invalidated Lap ■ Personal Best ■ Session Best B Crossing the pit lane

Lap D	Time	Sector 1	Sector 2	Sector 3	Kph	Elapsed	Lap D	Time	Sector 1	Sector 2	Sector 3	Kph	Elapsed																																																																																																																																																																																																																																																																																																																																																																																																																																																																																																																																																																																													
37	1. Carst SPAN						MORRIS Mini Cooper S	7	1	3:20.309	55.952	1:32.202	52.155	125.9	24:00.056																																																																																																																																																																																																																																																																																																																																																																																																																																																																																																																																																																																											
	2	1	3:35.089	1:00.838	1:38.004	56.247	117.2	7:24.202	8	1	3:18.149	56.338	1:30.340	51.471	127.2	27:18.205																																																																																																																																																																																																																																																																																																																																																																																																																																																																																																																																																																																										
	3	1	3:35.252	1:01.421	1:38.348	55.483	117.1	10:59.454	4	1	3:34.980	1:02.048	1:37.350	55.582	117.3	14:34.434	5	1	3:33.096	1:00.886	1:37.490	54.720	118.3	18:07.530	6	1	3:31.958	59.770	1:36.939	55.249	119.0	21:39.488	7	1	3:33.309	1:00.598	1:37.723	54.988	118.2	25:12.797	8	1	3:35.363	1:02.332	1:37.471	55.560	117.1	28:48.160	38	1. Paul LEJEUNE						TRIUMPH TR4	1	1	3:53.739	1:13.322	1:41.734	58.683	106.0	3:53.739	2	1	3:37.426	1:01.509	1:40.310	55.607	116.0	7:49.162	3	1	3:34.370	1:00.418	1:38.776	55.176	117.6	11:23.532	4	1	3:34.164	59.942	1:39.617	54.605	117.7	14:57.696	5	1	3:29.217	58.959	1:36.630	53.628	120.5	18:26.913	6	1	3:30.275	58.501	1:35.923	55.851	119.9	21:57.188	7	1	3:27.747	58.649	1:35.684	53.414	121.4	25:24.935	8	1	3:27.672	58.465	1:35.495	53.712	121.4	28:52.607	41	1. Klaas SPAN						MORRIS1931559 Mini Cooper S	1	1	3:15.106	54.572	1:29.711	50.823	127.0	3:15.106	2	1	3:52.331	1:05.623	1:45.269	1:01.439	108.5	8:03.347	3	1	3:55.901	1:05.450	1:46.376	1:04.075	106.9	11:59.248	4	1	3:50.179	1:04.514	1:43.881	1:01.784	109.5	15:49.427	5	1	3:50.188	1:05.512	1:44.481	1:00.195	109.5	19:39.615	6	1	3:51.668	1:04.058	1:46.114	1:01.496	108.8	23:31.283	7	1	3:56.721	1:06.053	1:47.601	1:03.067	106.5	27:28.004	43	1. Lenneke OOSTINGH						MG B	1	1	4:12.126	1:22.842	1:48.038	1:01.246	98.3	4:12.126	2	1	3:47.396	1:05.108	1:42.928	59.360	110.9	7:59.522	3	1	4:30.429	1:05.070	1:44.068	1:41.291	93.2	12:29.951	4	1	4:05.250	1:14.413	1:48.254	1:02.583	102.8	16:35.201	5	1	4:01.623	1:05.556	1:50.418	1:05.649	104.4	20:36.824	6	1	4:04.944	1:07.647	1:50.838	1:06.459	102.9	24:41.768	7	1	4:02.629	1:10.090	1:48.609	1:03.930	103.9	28:44.397	46	1. Geert BOELS						FORD Escort RS 2000	1	1	3:43.123	1:07.208	1:37.423	58.492	111.0	3:43.123	2	1	3:30.595	59.853	1:36.168	54.574	119.7	7:13.718	3	1	3:26.296	57.691	1:34.965	53.640	122.2	10:40.014	4	1	3:19.476	58.023	1:29.687	51.766	126.4	13:59.490	5	1	3:16.661	56.944	1:28.452	51.265	128.2	17:16.151	6	1	3:23.596	56.112	1:33.548	53.936	123.8	20:39.747	47	1. Paul ASLETT						JAGUAR XJS Coupe	1	1	4:07.981	1:22.924	1:44.409	1:00.648	99.9	4:07.981	2	1	3:46.755	1:04.776	1:42.874	59.105	111.2	7:54.736	51	1. Franz DURRER						AUSTIN Cooper S	1	1	3:37.051	1:02.414	1:38.977	55.660	116.2	7:30.790	2	1	3:35.354	1:02.011	1:38.112	55.231	117.1	11:06.144	3	1	3:30.270	1:00.013	1:35.236	55.021	119.9	14:36.414	4	1	3:29.976	58.721	1:35.633	55.622	120.1	18:06.390	5	1	3:30.836	1:00.110	1:35.648	55.078	119.6	21:37.226	6	1	3:30.576	59.053	1:36.165	55.358	119.7	25:07.802	7	1	3:33.369	1:03.311	1:35.314	54.744	118.2	28:41.171	52	1. Erik HOLTHAUSEN						BMW 3.5 CSL	1	1	3:16.889	56.646	1:29.909	50.334	128.1	6:31.995	2	1	3:17.313	55.934	1:30.589	50.790	127.8	9:49.308	3	1	3:15.508	54.000	1:31.195	50.313	129.0	13:04.816	4	1	3:16.611	54.565	1:31.005	51.041	128.2	16:21.427	5	1	5:49.052	B	57.845	3:13.183	1:38.024	72.2	22:10.479	57	1. Detlef WALTER						WARWICK GT 350	1	1	3:37.393	1:03.718	1:37.557	56.118	114.0	3:37.393	2	1	3:33.199	57.969	1:39.236	55.994	118.3	7:10.592	3	1	3:31.722	58.504	1:36.970	56.248	119.1	10:42.314	4	1	3:33.046	57.737	1:35.269	1:00.040	118.4	14:15.360	5	1	3:29.908	59.134	1:36.508	54.266	120.1	17:45.268	6	1	3:39.045	57.624	1:41.380	1:00.041	115.1	21:24.313	7	1	3:40.633	1:03.326	1:41.190	56.117	114.3	25:04.946	8	1	3:42.853	1:08.349	1:38.858	55.646	113.1	28:47.799	59	1. Hans DE GRAAF						PORSCHE 911	1	1	3:15.009	55.280	1:29.355	50.374	127.0	3:15.009	2	1	3:10.759	53.661	1:27.134	49.964	132.2	6:25.768	3	1	3:09.283	54.406	1:25.863	49.014	133.2	9:35.051	4	1	3:10.164	53.697	1:27.103	49.364	132.6	12:45.215	5	1	3:12.120	54.234	1:27.264	50.622	131.2	15:57.335	6	1	3:11.305	53.770	1:27.942	49.593	131.8	19:08.640	7	1	3:10.183	53.107	1:28.174	48.902	132.6	22:18.823	8	1	3:11.382	53.323	1:28.454	49.605	131.7	25:30.205	
	4	1	3:34.980	1:02.048	1:37.350	55.582	117.3	14:34.434	5	1	3:33.096	1:00.886	1:37.490	54.720	118.3	18:07.530	6	1	3:31.958	59.770	1:36.939	55.249	119.0	21:39.488	7	1	3:33.309	1:00.598	1:37.723	54.988	118.2	25:12.797	8	1	3:35.363	1:02.332	1:37.471	55.560	117.1	28:48.160	38	1. Paul LEJEUNE						TRIUMPH TR4		1	1	3:53.739	1:13.322	1:41.734	58.683	106.0	3:53.739	2	1	3:37.426	1:01.509	1:40.310	55.607	116.0	7:49.162	3	1	3:34.370	1:00.418	1:38.776	55.176	117.6	11:23.532	4	1	3:34.164	59.942	1:39.617	54.605	117.7	14:57.696	5	1	3:29.217	58.959	1:36.630	53.628	120.5	18:26.913	6	1	3:30.275	58.501	1:35.923	55.851	119.9	21:57.188	7	1	3:27.747	58.649	1:35.684	53.414	121.4	25:24.935	8	1	3:27.672	58.465	1:35.495	53.712	121.4	28:52.607	41	1. Klaas SPAN							MORRIS1931559 Mini Cooper S	1	1	3:15.106	54.572	1:29.711	50.823	127.0	3:15.106	2	1	3:52.331	1:05.623	1:45.269	1:01.439	108.5	8:03.347	3	1	3:55.901	1:05.450	1:46.376	1:04.075	106.9	11:59.248	4	1	3:50.179	1:04.514	1:43.881	1:01.784	109.5	15:49.427	5	1	3:50.188	1:05.512	1:44.481	1:00.195	109.5	19:39.615	6	1	3:51.668	1:04.058	1:46.114	1:01.496	108.8	23:31.283	7	1	3:56.721	1:06.053	1:47.601	1:03.067	106.5	27:28.004	43	1. Lenneke OOSTINGH						MG B	1	1	4:12.126	1:22.842	1:48.038	1:01.246	98.3	4:12.126	2	1	3:47.396	1:05.108	1:42.928	59.360	110.9	7:59.522	3	1	4:30.429	1:05.070	1:44.068	1:41.291	93.2	12:29.951	4	1	4:05.250	1:14.413	1:48.254	1:02.583	102.8	16:35.201	5	1	4:01.623	1:05.556	1:50.418	1:05.649	104.4	20:36.824	6	1	4:04.944	1:07.647	1:50.838	1:06.459	102.9	24:41.768	7	1	4:02.629	1:10.090	1:48.609	1:03.930	103.9	28:44.397	46	1. Geert BOELS						FORD Escort RS 2000	1	1	3:43.123	1:07.208	1:37.423	58.492	111.0	3:43.123	2	1	3:30.595	59.853	1:36.168	54.574	119.7	7:13.718	3	1	3:26.296	57.691	1:34.965	53.640	122.2	10:40.014	4	1	3:19.476	58.023	1:29.687	51.766	126.4	13:59.490	5	1	3:16.661	56.944	1:28.452	51.265	128.2	17:16.151	6	1	3:23.596	56.112	1:33.548	53.936	123.8	20:39.747	47	1. Paul ASLETT						JAGUAR XJS Coupe	1	1	4:07.981	1:22.924	1:44.409	1:00.648	99.9	4:07.981	2	1	3:46.755	1:04.776	1:42.874	59.105	111.2	7:54.736	51	1. Franz DURRER						AUSTIN Cooper S	1	1	3:37.051	1:02.414	1:38.977	55.660	116.2	7:30.790	2	1	3:35.354	1:02.011	1:38.112	55.231	117.1	11:06.144	3	1	3:30.270	1:00.013	1:35.236	55.021	119.9	14:36.414	4	1	3:29.976	58.721	1:35.633	55.622	120.1	18:06.390	5	1	3:30.836	1:00.110	1:35.648	55.078	119.6	21:37.226	6	1	3:30.576	59.053	1:36.165	55.358	119.7	25:07.802	7	1	3:33.369	1:03.311	1:35.314	54.744	118.2	28:41.171	52	1. Erik HOLTHAUSEN						BMW 3.5 CSL	1	1	3:16.889	56.646	1:29.909	50.334	128.1	6:31.995	2	1	3:17.313	55.934	1:30.589	50.790	127.8	9:49.308	3	1	3:15.508	54.000	1:31.195	50.313	129.0	13:04.816	4	1	3:16.611	54.565	1:31.005	51.041	128.2	16:21.427	5	1	5:49.052	B	57.845	3:13.183	1:38.024	72.2	22:10.479	57	1. Detlef WALTER						WARWICK GT 350	1	1	3:37.393	1:03.718	1:37.557	56.118	114.0	3:37.393	2	1	3:33.199	57.969	1:39.236	55.994	118.3	7:10.592	3	1	3:31.722	58.504	1:36.970	56.248	119.1	10:42.314	4	1	3:33.046	57.737	1:35.269	1:00.040	118.4	14:15.360	5	1	3:29.908	59.134	1:36.508	54.266	120.1	17:45.268	6	1	3:39.045	57.624	1:41.380	1:00.041	115.1	21:24.313	7	1	3:40.633	1:03.326	1:41.190	56.117	114.3	25:04.946	8	1	3:42.853	1:08.349	1:38.858	55.646	113.1	28:47.799	59	1. Hans DE GRAAF						PORSCHE 911	1	1	3:15.009	55.280	1:29.355	50.374	127.0	3:15.009	2	1	3:10.759	53.661	1:27.134	49.964	132.2	6:25.768	3	1	3:09.283	54.406	1:25.863	49.014	133.2	9:35.051	4	1	3:10.164	53.697	1:27.103	49.364	132.6	12:45.215	5	1	3:12.120	54.234	1:27.264	50.622	131.2	15:57.335	6	1	3:11.305	53.770	1:27.942	49.593	131.8	19:08.640	7	1	3:10.183	53.107	1:28.174	48.902	132.6	22:18.823	8	1	3:11.382	53.323	1:28.454	49.605	131.7	25:30.205							
	5	1	3:33.096	1:00.886	1:37.490	54.720	118.3	18:07.530	6	1	3:31.958	59.770	1:36.939	55.249	119.0	21:39.488	7	1	3:33.309	1:00.598	1:37.723	54.988	118.2	25:12.797	8	1	3:35.363	1:02.332	1:37.471	55.560	117.1	28:48.160	38	1. Paul LEJEUNE						TRIUMPH TR4		1	1	3:53.739	1:13.322	1:41.734	58.683	106.0		3:53.739	2	1	3:37.426	1:01.509	1:40.310	55.607	116.0	7:49.162	3	1	3:34.370	1:00.418	1:38.776	55.176	117.6	11:23.532	4	1	3:34.164	59.942	1:39.617	54.605	117.7	14:57.696	5	1	3:29.217	58.959	1:36.630	53.628	120.5	18:26.913	6	1	3:30.275	58.501	1:35.923	55.851	119.9	21:57.188	7	1	3:27.747	58.649	1:35.684	53.414	121.4	25:24.935	8	1	3:27.672	58.465	1:35.495	53.712	121.4	28:52.607	41	1. Klaas SPAN							MORRIS1931559 Mini Cooper S	1	1	3:15.106	54.572	1:29.711		50.823	127.0	3:15.106	2	1	3:52.331	1:05.623	1:45.269	1:01.439	108.5	8:03.347	3	1	3:55.901	1:05.450	1:46.376	1:04.075	106.9	11:59.248	4	1	3:50.179	1:04.514	1:43.881	1:01.784	109.5	15:49.427	5	1	3:50.188	1:05.512	1:44.481	1:00.195	109.5	19:39.615	6	1	3:51.668	1:04.058	1:46.114	1:01.496	108.8	23:31.283	7	1	3:56.721	1:06.053	1:47.601	1:03.067	106.5	27:28.004	43	1. Lenneke OOSTINGH						MG B	1	1	4:12.126	1:22.842		1:48.038	1:01.246	98.3	4:12.126	2	1	3:47.396	1:05.108	1:42.928	59.360	110.9	7:59.522	3	1	4:30.429	1:05.070	1:44.068	1:41.291	93.2	12:29.951	4	1	4:05.250	1:14.413	1:48.254	1:02.583	102.8	16:35.201	5	1	4:01.623	1:05.556	1:50.418	1:05.649	104.4	20:36.824	6	1	4:04.944	1:07.647	1:50.838	1:06.459	102.9	24:41.768	7	1	4:02.629	1:10.090	1:48.609	1:03.930	103.9	28:44.397	46	1. Geert BOELS						FORD Escort RS 2000	1	1	3:43.123		1:07.208	1:37.423	58.492	111.0	3:43.123	2	1	3:30.595	59.853	1:36.168	54.574	119.7	7:13.718	3	1	3:26.296	57.691	1:34.965	53.640	122.2	10:40.014	4	1	3:19.476	58.023	1:29.687	51.766	126.4	13:59.490	5	1	3:16.661	56.944	1:28.452	51.265	128.2	17:16.151	6	1	3:23.596	56.112	1:33.548	53.936	123.8	20:39.747	47	1. Paul ASLETT						JAGUAR XJS Coupe	1	1		4:07.981	1:22.924	1:44.409	1:00.648	99.9	4:07.981	2	1	3:46.755	1:04.776	1:42.874	59.105	111.2	7:54.736	51	1. Franz DURRER						AUSTIN Cooper S	1		1	3:37.051	1:02.414	1:38.977	55.660	116.2	7:30.790	2	1	3:35.354	1:02.011	1:38.112	55.231	117.1	11:06.144	3	1	3:30.270	1:00.013	1:35.236	55.021	119.9	14:36.414	4	1	3:29.976	58.721	1:35.633	55.622	120.1	18:06.390	5	1	3:30.836	1:00.110	1:35.648	55.078	119.6	21:37.226	6	1	3:30.576	59.053	1:36.165	55.358	119.7	25:07.802	7	1	3:33.369	1:03.311	1:35.314	54.744	118.2	28:41.171	52	1. Erik HOLTHAUSEN						BMW 3.5 CSL		1	1	3:16.889	56.646	1:29.909	50.334	128.1	6:31.995	2	1	3:17.313	55.934	1:30.589	50.790	127.8	9:49.308	3	1	3:15.508	54.000	1:31.195	50.313	129.0	13:04.816	4	1	3:16.611	54.565	1:31.005	51.041	128.2	16:21.427	5	1	5:49.052	B	57.845	3:13.183	1:38.024	72.2	22:10.479	57		1. Detlef WALTER						WARWICK GT 350	1	1	3:37.393	1:03.718	1:37.557	56.118	114.0	3:37.393	2	1	3:33.199	57.969	1:39.236	55.994	118.3	7:10.592	3	1	3:31.722	58.504	1:36.970	56.248	119.1	10:42.314	4	1	3:33.046	57.737	1:35.269	1:00.040	118.4	14:15.360	5	1	3:29.908	59.134	1:36.508	54.266	120.1	17:45.268	6	1	3:39.045	57.624	1:41.380	1:00.041	115.1	21:24.313	7	1	3:40.633	1:03.326	1:41.190	56.117	114.3	25:04.946	8	1	3:42.853	1:08.349	1:38.858	55.646	113.1	28:47.799		59	1. Hans DE GRAAF						PORSCHE 911	1	1	3:15.009	55.280	1:29.355	50.374	127.0	3:15.009	2	1	3:10.759	53.661	1:27.134	49.964	132.2	6:25.768	3	1	3:09.283	54.406	1:25.863	49.014	133.2	9:35.051	4	1	3:10.164	53.697	1:27.103	49.364	132.6	12:45.215	5	1	3:12.120	54.234	1:27.264	50.622	131.2	15:57.335	6	1	3:11.305	53.770	1:27.942	49.593	131.8	19:08.640	7	1	3:10.183	53.107	1:28.174	48.902	132.6	22:18.823	8	1	3:11.382	53.323	1:28.454	49.605	131.7	25:30.205						
	6	1	3:31.958	59.770	1:36.939	55.249	119.0	21:39.488	7	1	3:33.309	1:00.598	1:37.723	54.988	118.2	25:12.797	8	1	3:35.363	1:02.332	1:37.471	55.560	117.1	28:48.160	38	1. Paul LEJEUNE						TRIUMPH TR4		1	1	3:53.739	1:13.322	1:41.734	58.683	106.0		3:53.739	2	1	3:37.426	1:01.509	1:40.310	55.607		116.0	7:49.162	3	1	3:34.370	1:00.418	1:38.776	55.176	117.6	11:23.532	4	1	3:34.164	59.942	1:39.617	54.605	117.7	14:57.696	5	1	3:29.217	58.959	1:36.630	53.628	120.5	18:26.913	6	1	3:30.275	58.501	1:35.923	55.851	119.9	21:57.188	7	1	3:27.747	58.649	1:35.684	53.414	121.4	25:24.935	8	1	3:27.672	58.465	1:35.495	53.712	121.4	28:52.607	41	1. Klaas SPAN							MORRIS1931559 Mini Cooper S	1	1	3:15.106	54.572	1:29.711		50.823	127.0	3:15.106	2	1	3:52.331		1:05.623	1:45.269	1:01.439	108.5	8:03.347	3	1	3:55.901	1:05.450	1:46.376	1:04.075	106.9	11:59.248	4	1	3:50.179	1:04.514	1:43.881	1:01.784	109.5	15:49.427	5	1	3:50.188	1:05.512	1:44.481	1:00.195	109.5	19:39.615	6	1	3:51.668	1:04.058	1:46.114	1:01.496	108.8	23:31.283	7	1	3:56.721	1:06.053	1:47.601	1:03.067	106.5	27:28.004	43	1. Lenneke OOSTINGH						MG B	1	1	4:12.126	1:22.842		1:48.038	1:01.246	98.3	4:12.126	2		1	3:47.396	1:05.108	1:42.928	59.360	110.9	7:59.522	3	1	4:30.429	1:05.070	1:44.068	1:41.291	93.2	12:29.951	4	1	4:05.250	1:14.413	1:48.254	1:02.583	102.8	16:35.201	5	1	4:01.623	1:05.556	1:50.418	1:05.649	104.4	20:36.824	6	1	4:04.944	1:07.647	1:50.838	1:06.459	102.9	24:41.768	7	1	4:02.629	1:10.090	1:48.609	1:03.930	103.9	28:44.397	46	1. Geert BOELS						FORD Escort RS 2000	1	1		3:43.123	1:07.208	1:37.423	58.492	111.0		3:43.123	2	1	3:30.595	59.853	1:36.168	54.574	119.7	7:13.718	3	1	3:26.296	57.691	1:34.965	53.640	122.2	10:40.014	4	1	3:19.476	58.023	1:29.687	51.766	126.4	13:59.490	5	1	3:16.661	56.944	1:28.452	51.265	128.2	17:16.151	6	1	3:23.596	56.112	1:33.548	53.936	123.8	20:39.747	47	1. Paul ASLETT						JAGUAR XJS Coupe		1	1	4:07.981	1:22.924	1:44.409	1:00.648	99.9	4:07.981	2	1	3:46.755	1:04.776	1:42.874	59.105	111.2	7:54.736	51	1. Franz DURRER							AUSTIN Cooper S	1	1	3:37.051	1:02.414		1:38.977	55.660	116.2	7:30.790	2	1	3:35.354	1:02.011	1:38.112	55.231	117.1	11:06.144	3	1	3:30.270	1:00.013	1:35.236	55.021	119.9	14:36.414	4	1	3:29.976	58.721	1:35.633	55.622	120.1	18:06.390	5	1	3:30.836	1:00.110	1:35.648	55.078	119.6	21:37.226	6	1	3:30.576	59.053	1:36.165	55.358	119.7	25:07.802	7	1	3:33.369	1:03.311	1:35.314	54.744	118.2	28:41.171	52	1. Erik HOLTHAUSEN						BMW 3.5 CSL	1	1	3:16.889		56.646	1:29.909	50.334	128.1	6:31.995	2	1	3:17.313	55.934	1:30.589	50.790	127.8	9:49.308	3	1	3:15.508	54.000	1:31.195	50.313	129.0	13:04.816	4	1	3:16.611	54.565	1:31.005	51.041	128.2	16:21.427	5	1	5:49.052	B	57.845	3:13.183	1:38.024	72.2	22:10.479	57	1. Detlef WALTER						WARWICK GT 350	1	1		3:37.393	1:03.718	1:37.557	56.118	114.0	3:37.393	2	1	3:33.199	57.969	1:39.236	55.994	118.3	7:10.592	3	1	3:31.722	58.504	1:36.970	56.248	119.1	10:42.314	4	1	3:33.046	57.737	1:35.269	1:00.040	118.4	14:15.360	5	1	3:29.908	59.134	1:36.508	54.266	120.1	17:45.268	6	1	3:39.045	57.624	1:41.380	1:00.041	115.1	21:24.313	7	1	3:40.633	1:03.326	1:41.190	56.117	114.3	25:04.946	8	1	3:42.853	1:08.349	1:38.858	55.646	113.1	28:47.799	59	1. Hans DE GRAAF						PORSCHE 911	1		1	3:15.009	55.280	1:29.355	50.374	127.0	3:15.009	2	1	3:10.759	53.661	1:27.134	49.964	132.2	6:25.768	3	1	3:09.283	54.406	1:25.863	49.014	133.2	9:35.051	4	1	3:10.164	53.697	1:27.103	49.364	132.6	12:45.215	5	1	3:12.120	54.234	1:27.264	50.622	131.2	15:57.335	6	1	3:11.305	53.770	1:27.942	49.593	131.8	19:08.640	7	1	3:10.183	53.107	1:28.174	48.902	132.6	22:18.823	8	1	3:11.382	53.323	1:28.454	49.605	131.7	25:30.205									
	7	1	3:33.309	1:00.598	1:37.723	54.988	118.2	25:12.797	8	1	3:35.363	1:02.332	1:37.471	55.560	117.1	28:48.160	38	1. Paul LEJEUNE						TRIUMPH TR4		1	1	3:53.739	1:13.322	1:41.734	58.683	106.0		3:53.739	2	1	3:37.426	1:01.509	1:40.310	55.607		116.0	7:49.162	3	1	3:34.370	1:00.418	1:38.776		55.176	117.6	11:23.532	4	1	3:34.164	59.942	1:39.617	54.605	117.7	14:57.696	5	1	3:29.217	58.959	1:36.630	53.628	120.5	18:26.913	6	1	3:30.275	58.501	1:35.923	55.851	119.9	21:57.188	7	1	3:27.747	58.649	1:35.684	53.414	121.4	25:24.935	8	1	3:27.672	58.465	1:35.495	53.712	121.4	28:52.607	41	1. Klaas SPAN							MORRIS1931559 Mini Cooper S	1	1	3:15.106	54.572	1:29.711		50.823	127.0	3:15.106	2	1	3:52.331		1:05.623	1:45.269	1:01.439	108.5	8:03.347	3		1	3:55.901	1:05.450	1:46.376	1:04.075	106.9	11:59.248	4	1	3:50.179	1:04.514	1:43.881	1:01.784	109.5	15:49.427	5	1	3:50.188	1:05.512	1:44.481	1:00.195	109.5	19:39.615	6	1	3:51.668	1:04.058	1:46.114	1:01.496	108.8	23:31.283	7	1	3:56.721	1:06.053	1:47.601	1:03.067	106.5	27:28.004	43	1. Lenneke OOSTINGH						MG B	1	1	4:12.126	1:22.842		1:48.038	1:01.246	98.3	4:12.126	2		1	3:47.396	1:05.108	1:42.928	59.360		110.9	7:59.522	3	1	4:30.429	1:05.070	1:44.068	1:41.291	93.2	12:29.951	4	1	4:05.250	1:14.413	1:48.254	1:02.583	102.8	16:35.201	5	1	4:01.623	1:05.556	1:50.418	1:05.649	104.4	20:36.824	6	1	4:04.944	1:07.647	1:50.838	1:06.459	102.9	24:41.768	7	1	4:02.629	1:10.090	1:48.609	1:03.930	103.9	28:44.397	46	1. Geert BOELS						FORD Escort RS 2000	1	1		3:43.123	1:07.208	1:37.423	58.492		111.0	3:43.123	2	1	3:30.595		59.853	1:36.168	54.574	119.7	7:13.718	3	1	3:26.296	57.691	1:34.965	53.640	122.2	10:40.014	4	1	3:19.476	58.023	1:29.687	51.766	126.4	13:59.490	5	1	3:16.661	56.944	1:28.452	51.265	128.2	17:16.151	6	1	3:23.596	56.112	1:33.548	53.936	123.8	20:39.747	47	1. Paul ASLETT						JAGUAR XJS Coupe		1	1	4:07.981	1:22.924	1:44.409	1:00.648	99.9	4:07.981	2	1	3:46.755	1:04.776	1:42.874	59.105	111.2	7:54.736	51	1. Franz DURRER						AUSTIN Cooper S		1	1		3:37.051	1:02.414	1:38.977	55.660	116.2		7:30.790	2	1	3:35.354	1:02.011	1:38.112	55.231	117.1	11:06.144	3	1	3:30.270	1:00.013	1:35.236	55.021	119.9	14:36.414	4	1	3:29.976	58.721	1:35.633	55.622	120.1	18:06.390	5	1	3:30.836	1:00.110	1:35.648	55.078	119.6	21:37.226	6	1	3:30.576	59.053	1:36.165	55.358	119.7	25:07.802	7	1	3:33.369	1:03.311	1:35.314	54.744	118.2	28:41.171	52	1. Erik HOLTHAUSEN						BMW 3.5 CSL		1	1	3:16.889	56.646	1:29.909		50.334	128.1	6:31.995	2	1	3:17.313	55.934	1:30.589	50.790	127.8	9:49.308	3	1	3:15.508	54.000	1:31.195	50.313	129.0	13:04.816	4	1	3:16.611	54.565	1:31.005	51.041	128.2	16:21.427	5	1	5:49.052	B	57.845	3:13.183	1:38.024	72.2	22:10.479	57	1. Detlef WALTER						WARWICK GT 350	1	1	3:37.393	1:03.718		1:37.557	56.118	114.0	3:37.393	2	1	3:33.199	57.969	1:39.236	55.994	118.3	7:10.592	3	1	3:31.722	58.504	1:36.970	56.248	119.1	10:42.314	4	1	3:33.046	57.737	1:35.269	1:00.040	118.4	14:15.360	5	1	3:29.908	59.134	1:36.508	54.266	120.1	17:45.268	6	1	3:39.045	57.624	1:41.380	1:00.041	115.1	21:24.313	7	1	3:40.633	1:03.326	1:41.190	56.117	114.3	25:04.946	8	1	3:42.853	1:08.349	1:38.858	55.646	113.1	28:47.799	59	1. Hans DE GRAAF						PORSCHE 911	1	1	3:15.009		55.280	1:29.355	50.374	127.0	3:15.009	2	1	3:10.759	53.661	1:27.134	49.964	132.2	6:25.768	3	1	3:09.283	54.406	1:25.863	49.014	133.2	9:35.051	4	1	3:10.164	53.697	1:27.103	49.364	132.6	12:45.215	5	1	3:12.120	54.234	1:27.264	50.622	131.2	15:57.335	6	1	3:11.305	53.770	1:27.942	49.593	131.8	19:08.640	7	1	3:10.183	53.107	1:28.174	48.902	132.6	22:18.823	8	1	3:11.382	53.323	1:28.454	49.605	131.7	25:30.205											
	8	1	3:35.363	1:02.332	1:37.471	55.560	117.1	28:48.160																																																																																																																																																																																																																																																																																																																																																																																																																																																																																																																																																																																																		
	38	1. Paul LEJEUNE						TRIUMPH TR4	1	1	3:53.739	1:13.322	1:41.734	58.683	106.0	3:53.739																																																																																																																																																																																																																																																																																																																																																																																																																																																																																																																																																																																										
2		1	3:37.426	1:01.509	1:40.310	55.607	116.0	7:49.162	3	1	3:34.370	1:00.418	1:38.776	55.176	117.6	11:23.532		4	1	3:34.164	59.942	1:39.617	54.605	117.7		14:57.696	5	1	3:29.217	58.959	1:36.630	53.628		120.5	18:26.913	6	1	3:30.275	58.501	1:35.923		55.851	119.9	21:57.188	7	1	3:27.747	58.649		1:35.684	53.414	121.4	25:24.935	8	1	3:27.672	58.465	1:35.495	53.712	121.4	28:52.607	41	1. Klaas SPAN						MORRIS1931559 Mini Cooper S	1	1	3:15.106	54.572	1:29.711	50.823	127.0	3:15.106	2	1	3:52.331	1:05.623	1:45.269	1:01.439	108.5	8:03.347	3	1	3:55.901	1:05.450	1:46.376	1:04.075	106.9		11:59.248	4	1	3:50.179	1:04.514	1:43.881		1:01.784	109.5	15:49.427	5	1	3:50.188		1:05.512	1:44.481	1:00.195	109.5	19:39.615	6		1	3:51.668	1:04.058	1:46.114	1:01.496	108.8		23:31.283	7	1	3:56.721	1:06.053	1:47.601	1:03.067	106.5	27:28.004	43	1. Lenneke OOSTINGH						MG B	1	1	4:12.126	1:22.842	1:48.038	1:01.246	98.3	4:12.126	2	1	3:47.396	1:05.108	1:42.928	59.360	110.9	7:59.522	3	1	4:30.429	1:05.070	1:44.068	1:41.291		93.2	12:29.951	4	1	4:05.250		1:14.413	1:48.254	1:02.583	102.8	16:35.201		5	1	4:01.623	1:05.556	1:50.418		1:05.649	104.4	20:36.824	6	1		4:04.944	1:07.647	1:50.838	1:06.459	102.9	24:41.768	7	1	4:02.629	1:10.090	1:48.609	1:03.930	103.9	28:44.397	46	1. Geert BOELS						FORD Escort RS 2000	1	1	3:43.123	1:07.208	1:37.423	58.492	111.0	3:43.123	2	1	3:30.595	59.853	1:36.168	54.574	119.7	7:13.718	3	1	3:26.296	57.691		1:34.965	53.640	122.2	10:40.014		4	1	3:19.476	58.023		1:29.687	51.766	126.4	13:59.490		5	1	3:16.661	56.944	1:28.452		51.265	128.2	17:16.151	6	1	3:23.596	56.112	1:33.548	53.936	123.8	20:39.747	47	1. Paul ASLETT						JAGUAR XJS Coupe	1	1	4:07.981	1:22.924	1:44.409	1:00.648	99.9	4:07.981	2	1	3:46.755	1:04.776	1:42.874	59.105	111.2	7:54.736	51	1. Franz DURRER						AUSTIN Cooper S	1	1	3:37.051	1:02.414	1:38.977	55.660	116.2	7:30.790	2	1	3:35.354	1:02.011	1:38.112	55.231	117.1	11:06.144	3	1	3:30.270		1:00.013	1:35.236	55.021		119.9	14:36.414	4		1	3:29.976		58.721	1:35.633	55.622	120.1	18:06.390		5	1	3:30.836	1:00.110	1:35.648	55.078	119.6	21:37.226	6	1	3:30.576	59.053	1:36.165	55.358	119.7	25:07.802	7	1	3:33.369	1:03.311	1:35.314	54.744	118.2	28:41.171	52	1. Erik HOLTHAUSEN						BMW 3.5 CSL	1	1	3:16.889	56.646	1:29.909	50.334	128.1	6:31.995	2	1	3:17.313	55.934	1:30.589	50.790	127.8	9:49.308	3		1	3:15.508		54.000	1:31.195		50.313	129.0	13:04.816	4	1	3:16.611	54.565	1:31.005	51.041	128.2	16:21.427	5	1	5:49.052	B	57.845	3:13.183	1:38.024	72.2	22:10.479	57	1. Detlef WALTER						WARWICK GT 350	1	1	3:37.393	1:03.718	1:37.557	56.118	114.0	3:37.393	2	1	3:33.199	57.969	1:39.236	55.994	118.3	7:10.592		3		1	3:31.722			58.504	1:36.970	56.248	119.1	10:42.314		4	1	3:33.046	57.737	1:35.269	1:00.040	118.4	14:15.360	5	1	3:29.908	59.134	1:36.508	54.266	120.1	17:45.268	6	1	3:39.045	57.624	1:41.380	1:00.041	115.1	21:24.313	7	1	3:40.633	1:03.326	1:41.190	56.117	114.3	25:04.946	8	1	3:42.853	1:08.349	1:38.858	55.646	113.1	28:47.799	59	1. Hans DE GRAAF						PORSCHE 911	1	1	3:15.009	55.280	1:29.355	50.374	127.0	3:15.009	2	1	3:10.759	53.661		1:27.134		49.964	132.2			6:25.768	3	1	3:09.283		54.406	1:25.863	49.014	133.2	9:35.051	4	1	3:10.164	53.697	1:27.103	49.364	132.6	12:45.215	5	1	3:12.120	54.234	1:27.264	50.622	131.2	15:57.335	6	1	3:11.305	53.770	1:27.942	49.593	131.8	19:08.640	7	1	3:10.183	53.107	1:28.174	48.902	132.6	22:18.823	8	1	3:11.382	53.323	1:28.454	49.605	131.7	25:30.205																											
3		1	3:34.370	1:00.418	1:38.776	55.176	117.6	11:23.532	4	1	3:34.164	59.942	1:39.617	54.605	117.7	14:57.696		5	1	3:29.217	58.959	1:36.630	53.628	120.5		18:26.913	6	1	3:30.275	58.501	1:35.923	55.851		119.9	21:57.188	7	1	3:27.747	58.649	1:35.684		53.414	121.4	25:24.935	8	1	3:27.672	58.465		1:35.495	53.712	121.4	28:52.607	41	1. Klaas SPAN						MORRIS1931559 Mini Cooper S		1	1	3:15.106	54.572	1:29.711	50.823	127.0	3:15.106	2	1	3:52.331	1:05.623	1:45.269	1:01.439	108.5	8:03.347	3	1	3:55.901	1:05.450	1:46.376	1:04.075	106.9	11:59.248	4	1	3:50.179	1:04.514	1:43.881	1:01.784		109.5	15:49.427	5	1	3:50.188	1:05.512		1:44.481	1:00.195	109.5	19:39.615	6	1		3:51.668	1:04.058	1:46.114	1:01.496	108.8	23:31.283		7	1	3:56.721	1:06.053	1:47.601	1:03.067		106.5	27:28.004	43	1. Lenneke OOSTINGH							MG B	1	1	4:12.126	1:22.842	1:48.038	1:01.246	98.3	4:12.126	2	1	3:47.396	1:05.108	1:42.928	59.360	110.9	7:59.522	3	1	4:30.429	1:05.070	1:44.068	1:41.291	93.2	12:29.951	4	1	4:05.250	1:14.413		1:48.254	1:02.583	102.8	16:35.201	5		1	4:01.623	1:05.556	1:50.418	1:05.649		104.4	20:36.824	6	1	4:04.944		1:07.647	1:50.838	1:06.459	102.9	24:41.768		7	1	4:02.629	1:10.090	1:48.609	1:03.930	103.9	28:44.397	46	1. Geert BOELS						FORD Escort RS 2000	1	1	3:43.123	1:07.208	1:37.423	58.492	111.0	3:43.123	2	1	3:30.595	59.853	1:36.168	54.574	119.7	7:13.718	3	1	3:26.296	57.691	1:34.965	53.640	122.2	10:40.014	4	1		3:19.476	58.023	1:29.687	51.766		126.4	13:59.490	5	1		3:16.661	56.944	1:28.452	51.265		128.2	17:16.151	6	1	3:23.596		56.112	1:33.548	53.936	123.8	20:39.747	47	1. Paul ASLETT						JAGUAR XJS Coupe	1	1	4:07.981	1:22.924	1:44.409	1:00.648	99.9	4:07.981	2	1	3:46.755	1:04.776	1:42.874	59.105	111.2	7:54.736	51	1. Franz DURRER						AUSTIN Cooper S	1	1	3:37.051	1:02.414	1:38.977	55.660	116.2	7:30.790	2	1	3:35.354	1:02.011	1:38.112	55.231	117.1	11:06.144	3	1	3:30.270	1:00.013	1:35.236	55.021	119.9	14:36.414	4		1	3:29.976	58.721		1:35.633	55.622	120.1		18:06.390	5		1	3:30.836	1:00.110	1:35.648	55.078		119.6	21:37.226	6	1	3:30.576	59.053	1:36.165	55.358	119.7	25:07.802	7	1	3:33.369	1:03.311	1:35.314	54.744	118.2	28:41.171	52	1. Erik HOLTHAUSEN						BMW 3.5 CSL	1	1	3:16.889	56.646	1:29.909	50.334	128.1	6:31.995	2	1	3:17.313	55.934	1:30.589	50.790	127.8	9:49.308	3	1	3:15.508	54.000	1:31.195	50.313	129.0		13:04.816	4		1	3:16.611	54.565	1:31.005	51.041	128.2	16:21.427	5	1	5:49.052	B	57.845	3:13.183	1:38.024	72.2	22:10.479	57	1. Detlef WALTER							WARWICK GT 350	1	1	3:37.393	1:03.718	1:37.557	56.118	114.0	3:37.393	2	1	3:33.199	57.969	1:39.236	55.994	118.3	7:10.592	3	1	3:31.722	58.504	1:36.970	56.248		119.1		10:42.314	4			1	3:33.046	57.737	1:35.269	1:00.040		118.4	14:15.360	5	1	3:29.908	59.134	1:36.508	54.266	120.1	17:45.268	6	1	3:39.045	57.624	1:41.380	1:00.041	115.1	21:24.313	7	1	3:40.633	1:03.326	1:41.190	56.117	114.3	25:04.946	8	1	3:42.853	1:08.349	1:38.858	55.646	113.1	28:47.799	59	1. Hans DE GRAAF						PORSCHE 911	1	1	3:15.009	55.280	1:29.355	50.374	127.0	3:15.009	2	1	3:10.759	53.661	1:27.134	49.964	132.2	6:25.768	3	1		3:09.283		54.406	1:25.863			49.014	133.2	9:35.051	4	1	3:10.164	53.697	1:27.103	49.364	132.6	12:45.215	5	1	3:12.120	54.234	1:27.264	50.622	131.2	15:57.335	6	1	3:11.305	53.770	1:27.942	49.593	131.8	19:08.640	7	1	3:10.183	53.107	1:28.174	48.902	132.6	22:18.823	8	1	3:11.382	53.323	1:28.454	49.605	131.7	25:30.205																																		
4		1	3:34.164	59.942	1:39.617	54.605	117.7	14:57.696	5	1	3:29.217	58.959	1:36.630	53.628	120.5	18:26.913		6	1	3:30.275	58.501	1:35.923	55.851	119.9		21:57.188	7	1	3:27.747	58.649	1:35.684	53.414		121.4	25:24.935	8	1	3:27.672	58.465	1:35.495		53.712	121.4	28:52.607	41	1. Klaas SPAN						MORRIS1931559 Mini Cooper S	1		1	3:15.106	54.572	1:29.711	50.823	127.0	3:15.106		2	1	3:52.331	1:05.623	1:45.269	1:01.439	108.5	8:03.347	3	1	3:55.901	1:05.450	1:46.376	1:04.075	106.9	11:59.248	4	1	3:50.179	1:04.514	1:43.881	1:01.784	109.5	15:49.427	5	1	3:50.188	1:05.512	1:44.481	1:00.195		109.5	19:39.615	6	1	3:51.668	1:04.058		1:46.114	1:01.496	108.8	23:31.283	7	1		3:56.721	1:06.053	1:47.601	1:03.067	106.5	27:28.004		43	1. Lenneke OOSTINGH						MG B	1		1	4:12.126	1:22.842	1:48.038	1:01.246	98.3		4:12.126	2	1	3:47.396	1:05.108	1:42.928	59.360	110.9	7:59.522	3	1	4:30.429	1:05.070	1:44.068	1:41.291	93.2	12:29.951	4	1	4:05.250	1:14.413	1:48.254	1:02.583	102.8	16:35.201	5	1	4:01.623	1:05.556		1:50.418	1:05.649	104.4	20:36.824	6		1	4:04.944	1:07.647	1:50.838	1:06.459		102.9	24:41.768	7	1	4:02.629		1:10.090	1:48.609	1:03.930	103.9	28:44.397	46	1. Geert BOELS						FORD Escort RS 2000	1		1	3:43.123	1:07.208	1:37.423	58.492		111.0	3:43.123	2	1	3:30.595	59.853	1:36.168	54.574	119.7	7:13.718	3	1	3:26.296	57.691	1:34.965	53.640	122.2	10:40.014	4	1	3:19.476	58.023	1:29.687	51.766	126.4	13:59.490	5		1	3:16.661	56.944	1:28.452		51.265	128.2	17:16.151	6		1	3:23.596	56.112	1:33.548		53.936	123.8	20:39.747	47	1. Paul ASLETT						JAGUAR XJS Coupe		1	1	4:07.981	1:22.924	1:44.409		1:00.648	99.9	4:07.981	2	1	3:46.755	1:04.776	1:42.874	59.105	111.2	7:54.736	51	1. Franz DURRER						AUSTIN Cooper S	1	1	3:37.051	1:02.414		1:38.977	55.660	116.2	7:30.790	2	1	3:35.354	1:02.011	1:38.112	55.231	117.1	11:06.144	3	1	3:30.270	1:00.013	1:35.236	55.021	119.9	14:36.414	4	1	3:29.976	58.721	1:35.633	55.622		120.1	18:06.390	5		1	3:30.836	1:00.110		1:35.648	55.078		119.6	21:37.226	6	1	3:30.576	59.053	1:36.165	55.358	119.7	25:07.802	7	1	3:33.369	1:03.311	1:35.314	54.744	118.2	28:41.171	52	1. Erik HOLTHAUSEN						BMW 3.5 CSL	1	1	3:16.889	56.646		1:29.909	50.334	128.1	6:31.995	2	1	3:17.313	55.934	1:30.589	50.790	127.8	9:49.308	3	1	3:15.508	54.000	1:31.195	50.313	129.0	13:04.816	4	1	3:16.611	54.565		1:31.005	51.041	128.2	16:21.427	5	1	5:49.052	B	57.845	3:13.183	1:38.024	72.2	22:10.479	57	1. Detlef WALTER						WARWICK GT 350	1	1	3:37.393	1:03.718	1:37.557		56.118	114.0	3:37.393	2	1	3:33.199	57.969	1:39.236	55.994	118.3	7:10.592	3	1	3:31.722	58.504	1:36.970	56.248	119.1	10:42.314	4	1	3:33.046	57.737		1:35.269		1:00.040	118.4			14:15.360	5	1	3:29.908	59.134	1:36.508	54.266	120.1	17:45.268	6	1	3:39.045	57.624	1:41.380	1:00.041	115.1	21:24.313	7	1	3:40.633	1:03.326	1:41.190	56.117	114.3	25:04.946	8	1	3:42.853	1:08.349	1:38.858	55.646	113.1	28:47.799	59	1. Hans DE GRAAF							PORSCHE 911	1	1	3:15.009	55.280		1:29.355	50.374	127.0	3:15.009	2	1	3:10.759	53.661	1:27.134	49.964	132.2	6:25.768	3	1	3:09.283	54.406	1:25.863	49.014	133.2		9:35.051		4	1	3:10.164		53.697	1:27.103	49.364	132.6	12:45.215	5	1	3:12.120	54.234	1:27.264	50.622	131.2	15:57.335	6	1	3:11.305	53.770	1:27.942	49.593	131.8	19:08.640	7	1	3:10.183	53.107	1:28.174	48.902	132.6	22:18.823	8	1	3:11.382	53.323	1:28.454	49.605	131.7	25:30.205																																								
5		1	3:29.217	58.959	1:36.630	53.628	120.5	18:26.913	6	1	3:30.275	58.501	1:35.923	55.851	119.9	21:57.188		7	1	3:27.747	58.649	1:35.684	53.414	121.4		25:24.935	8	1	3:27.672	58.465	1:35.495	53.712		121.4	28:52.607	41	1. Klaas SPAN						MORRIS1931559 Mini Cooper S	1		1	3:15.106	54.572	1:29.711	50.823	127.0	3:15.106	2		1	3:52.331	1:05.623	1:45.269	1:01.439	108.5	8:03.347		3	1	3:55.901	1:05.450	1:46.376	1:04.075	106.9	11:59.248	4	1	3:50.179	1:04.514	1:43.881	1:01.784	109.5	15:49.427	5	1	3:50.188	1:05.512	1:44.481	1:00.195	109.5	19:39.615	6	1	3:51.668	1:04.058	1:46.114	1:01.496		108.8	23:31.283	7	1	3:56.721	1:06.053		1:47.601	1:03.067	106.5	27:28.004	43	1. Lenneke OOSTINGH						MG B	1	1		4:12.126	1:22.842	1:48.038	1:01.246	98.3	4:12.126	2	1		3:47.396	1:05.108	1:42.928	59.360	110.9	7:59.522		3	1	4:30.429	1:05.070	1:44.068	1:41.291	93.2	12:29.951	4	1	4:05.250	1:14.413	1:48.254	1:02.583	102.8	16:35.201	5	1	4:01.623	1:05.556	1:50.418	1:05.649	104.4	20:36.824	6	1	4:04.944	1:07.647	1:50.838		1:06.459	102.9	24:41.768	7	1		4:02.629	1:10.090	1:48.609	1:03.930	103.9		28:44.397	46	1. Geert BOELS						FORD Escort RS 2000	1	1		3:43.123	1:07.208	1:37.423	58.492	111.0	3:43.123	2	1		3:30.595	59.853	1:36.168	54.574	119.7		7:13.718	3	1	3:26.296	57.691	1:34.965	53.640	122.2	10:40.014	4	1	3:19.476	58.023	1:29.687	51.766	126.4	13:59.490	5	1	3:16.661	56.944	1:28.452	51.265	128.2	17:16.151	6	1		3:23.596	56.112	1:33.548	53.936		123.8	20:39.747	47	1. Paul ASLETT						JAGUAR XJS Coupe	1	1	4:07.981		1:22.924	1:44.409	1:00.648	99.9	4:07.981	2	1		3:46.755	1:04.776	1:42.874	59.105	111.2	7:54.736	51	1. Franz DURRER						AUSTIN Cooper S	1	1	3:37.051		1:02.414	1:38.977	55.660	116.2	7:30.790		2	1	3:35.354	1:02.011	1:38.112		55.231	117.1	11:06.144	3	1	3:30.270	1:00.013	1:35.236	55.021	119.9	14:36.414	4	1	3:29.976	58.721	1:35.633	55.622	120.1	18:06.390	5	1	3:30.836	1:00.110	1:35.648	55.078	119.6		21:37.226	6	1		3:30.576	59.053	1:36.165		55.358	119.7	25:07.802	7	1	3:33.369	1:03.311	1:35.314	54.744	118.2	28:41.171	52	1. Erik HOLTHAUSEN						BMW 3.5 CSL	1	1		3:16.889	56.646	1:29.909	50.334	128.1		6:31.995	2	1	3:17.313	55.934		1:30.589	50.790	127.8	9:49.308	3	1	3:15.508	54.000	1:31.195	50.313	129.0	13:04.816	4	1	3:16.611	54.565	1:31.005	51.041	128.2	16:21.427	5	1	5:49.052	B	57.845	3:13.183	1:38.024	72.2	22:10.479	57	1. Detlef WALTER						WARWICK GT 350	1		1	3:37.393	1:03.718	1:37.557	56.118		114.0	3:37.393	2	1	3:33.199	57.969		1:39.236	55.994	118.3	7:10.592	3	1	3:31.722	58.504	1:36.970	56.248	119.1	10:42.314	4	1	3:33.046	57.737	1:35.269	1:00.040	118.4	14:15.360	5	1	3:29.908		59.134		1:36.508	54.266		120.1	17:45.268	6	1	3:39.045	57.624	1:41.380	1:00.041	115.1	21:24.313	7	1	3:40.633	1:03.326	1:41.190	56.117	114.3	25:04.946	8	1	3:42.853	1:08.349	1:38.858	55.646	113.1	28:47.799	59	1. Hans DE GRAAF						PORSCHE 911		1	1	3:15.009	55.280	1:29.355	50.374		127.0	3:15.009	2	1	3:10.759		53.661	1:27.134	49.964	132.2	6:25.768	3	1	3:09.283	54.406	1:25.863	49.014	133.2	9:35.051	4	1	3:10.164	53.697	1:27.103	49.364		132.6		12:45.215	5	1	3:12.120	54.234	1:27.264	50.622	131.2	15:57.335	6	1	3:11.305	53.770	1:27.942	49.593	131.8	19:08.640	7	1	3:10.183	53.107	1:28.174	48.902	132.6	22:18.823	8	1	3:11.382	53.323	1:28.454	49.605	131.7	25:30.205																																																
6		1	3:30.275	58.501	1:35.923	55.851	119.9	21:57.188	7	1	3:27.747	58.649	1:35.684	53.414	121.4	25:24.935		8	1	3:27.672	58.465	1:35.495	53.712	121.4		28:52.607	41	1. Klaas SPAN						MORRIS1931559 Mini Cooper S	1		1	3:15.106	54.572	1:29.711	50.823	127.0	3:15.106	2		1	3:52.331	1:05.623	1:45.269	1:01.439	108.5	8:03.347	3		1	3:55.901	1:05.450	1:46.376	1:04.075	106.9	11:59.248		4	1	3:50.179	1:04.514	1:43.881	1:01.784	109.5	15:49.427	5	1	3:50.188	1:05.512	1:44.481	1:00.195	109.5	19:39.615	6	1	3:51.668	1:04.058	1:46.114	1:01.496	108.8	23:31.283	7	1	3:56.721	1:06.053	1:47.601	1:03.067		106.5	27:28.004	43	1. Lenneke OOSTINGH						MG B	1		1	4:12.126	1:22.842	1:48.038	1:01.246	98.3	4:12.126	2	1		3:47.396	1:05.108	1:42.928	59.360	110.9	7:59.522	3	1		4:30.429	1:05.070	1:44.068	1:41.291	93.2	12:29.951		4	1	4:05.250	1:14.413	1:48.254	1:02.583	102.8	16:35.201	5	1	4:01.623	1:05.556	1:50.418	1:05.649	104.4	20:36.824	6	1	4:04.944	1:07.647	1:50.838	1:06.459	102.9	24:41.768	7	1	4:02.629	1:10.090	1:48.609		1:03.930	103.9	28:44.397	46	1. Geert BOELS						FORD Escort RS 2000	1	1		3:43.123	1:07.208	1:37.423	58.492	111.0	3:43.123	2	1	3:30.595		59.853	1:36.168	54.574	119.7	7:13.718	3	1	3:26.296		57.691	1:34.965	53.640	122.2	10:40.014		4	1	3:19.476	58.023	1:29.687	51.766	126.4	13:59.490	5	1	3:16.661	56.944	1:28.452	51.265	128.2	17:16.151	6	1	3:23.596	56.112	1:33.548	53.936	123.8	20:39.747	47	1. Paul ASLETT						JAGUAR XJS Coupe		1	1		4:07.981	1:22.924	1:44.409	1:00.648	99.9	4:07.981	2	1	3:46.755	1:04.776		1:42.874	59.105	111.2	7:54.736	51	1. Franz DURRER						AUSTIN Cooper S	1	1		3:37.051	1:02.414	1:38.977	55.660	116.2	7:30.790	2	1	3:35.354	1:02.011		1:38.112	55.231	117.1	11:06.144	3		1	3:30.270	1:00.013	1:35.236	55.021		119.9	14:36.414	4	1	3:29.976	58.721	1:35.633	55.622	120.1	18:06.390	5	1	3:30.836	1:00.110	1:35.648	55.078	119.6	21:37.226	6	1	3:30.576	59.053	1:36.165	55.358	119.7	25:07.802		7	1	3:33.369		1:03.311	1:35.314	54.744	118.2	28:41.171	52	1. Erik HOLTHAUSEN						BMW 3.5 CSL	1	1		3:16.889	56.646	1:29.909	50.334	128.1	6:31.995	2	1	3:17.313		55.934	1:30.589	50.790	127.8	9:49.308		3	1	3:15.508	54.000	1:31.195		50.313	129.0	13:04.816	4	1	3:16.611	54.565	1:31.005	51.041	128.2	16:21.427	5	1	5:49.052	B	57.845	3:13.183	1:38.024	72.2	22:10.479	57	1. Detlef WALTER						WARWICK GT 350	1		1	3:37.393	1:03.718	1:37.557	56.118	114.0	3:37.393	2		1	3:33.199	57.969	1:39.236	55.994		118.3	7:10.592	3	1	3:31.722	58.504		1:36.970	56.248	119.1	10:42.314	4	1	3:33.046	57.737	1:35.269	1:00.040	118.4	14:15.360	5	1	3:29.908	59.134	1:36.508	54.266	120.1	17:45.268	6	1	3:39.045		57.624		1:41.380	1:00.041	115.1	21:24.313	7	1	3:40.633	1:03.326	1:41.190	56.117	114.3	25:04.946	8	1	3:42.853	1:08.349	1:38.858	55.646	113.1	28:47.799	59	1. Hans DE GRAAF						PORSCHE 911	1		1	3:15.009	55.280	1:29.355	50.374	127.0	3:15.009		2	1	3:10.759	53.661	1:27.134	49.964		132.2	6:25.768	3	1	3:09.283		54.406	1:25.863	49.014	133.2	9:35.051	4	1	3:10.164	53.697	1:27.103	49.364	132.6	12:45.215	5	1	3:12.120	54.234	1:27.264	50.622		131.2	15:57.335	6	1	3:11.305	53.770	1:27.942	49.593	131.8	19:08.640	7	1	3:10.183	53.107	1:28.174	48.902	132.6	22:18.823	8	1	3:11.382	53.323	1:28.454	49.605	131.7	25:30.205																																																									
7		1	3:27.747	58.649	1:35.684	53.414	121.4	25:24.935	8	1	3:27.672	58.465	1:35.495	53.712	121.4	28:52.607		41	1. Klaas SPAN						MORRIS1931559 Mini Cooper S	1		1	3:15.106	54.572	1:29.711	50.823	127.0	3:15.106	2		1	3:52.331	1:05.623	1:45.269	1:01.439	108.5	8:03.347	3		1	3:55.901	1:05.450	1:46.376	1:04.075	106.9	11:59.248	4		1	3:50.179	1:04.514	1:43.881	1:01.784	109.5	15:49.427		5	1	3:50.188	1:05.512	1:44.481	1:00.195	109.5	19:39.615	6	1	3:51.668	1:04.058	1:46.114	1:01.496	108.8	23:31.283	7	1	3:56.721	1:06.053	1:47.601	1:03.067	106.5	27:28.004	43	1. Lenneke OOSTINGH						MG B	1		1	4:12.126	1:22.842	1:48.038	1:01.246	98.3	4:12.126	2		1	3:47.396	1:05.108	1:42.928	59.360	110.9	7:59.522	3	1		4:30.429	1:05.070	1:44.068	1:41.291	93.2	12:29.951	4	1		4:05.250	1:14.413	1:48.254	1:02.583	102.8	16:35.201		5	1	4:01.623	1:05.556	1:50.418	1:05.649	104.4	20:36.824	6	1	4:04.944	1:07.647	1:50.838	1:06.459	102.9	24:41.768	7	1	4:02.629	1:10.090	1:48.609	1:03.930	103.9	28:44.397	46	1. Geert BOELS						FORD Escort RS 2000	1		1	3:43.123	1:07.208	1:37.423	58.492	111.0	3:43.123	2	1		3:30.595	59.853	1:36.168	54.574	119.7	7:13.718	3	1	3:26.296		57.691	1:34.965	53.640	122.2	10:40.014	4	1	3:19.476		58.023	1:29.687	51.766	126.4	13:59.490		5	1	3:16.661	56.944	1:28.452	51.265	128.2	17:16.151	6	1	3:23.596	56.112	1:33.548	53.936	123.8	20:39.747	47	1. Paul ASLETT						JAGUAR XJS Coupe		1	1		4:07.981	1:22.924	1:44.409	1:00.648	99.9	4:07.981	2		1	3:46.755	1:04.776	1:42.874	59.105	111.2	7:54.736	51	1. Franz DURRER						AUSTIN Cooper S		1	1	3:37.051	1:02.414	1:38.977	55.660	116.2	7:30.790	2		1	3:35.354	1:02.011	1:38.112	55.231	117.1	11:06.144	3	1	3:30.270		1:00.013	1:35.236	55.021	119.9	14:36.414		4	1	3:29.976	58.721	1:35.633		55.622	120.1	18:06.390	5	1	3:30.836	1:00.110	1:35.648	55.078	119.6	21:37.226	6	1	3:30.576	59.053	1:36.165	55.358	119.7	25:07.802	7	1	3:33.369	1:03.311	1:35.314	54.744	118.2		28:41.171	52	1. Erik HOLTHAUSEN						BMW 3.5 CSL		1	1	3:16.889	56.646	1:29.909	50.334	128.1	6:31.995	2		1	3:17.313	55.934	1:30.589	50.790	127.8	9:49.308	3	1		3:15.508	54.000	1:31.195	50.313	129.0		13:04.816	4	1	3:16.611	54.565		1:31.005	51.041	128.2	16:21.427	5	1	5:49.052	B	57.845	3:13.183	1:38.024	72.2	22:10.479	57	1. Detlef WALTER							WARWICK GT 350	1	1	3:37.393	1:03.718	1:37.557	56.118	114.0		3:37.393	2	1	3:33.199	57.969	1:39.236	55.994	118.3		7:10.592	3	1	3:31.722	58.504		1:36.970	56.248	119.1	10:42.314	4	1		3:33.046	57.737	1:35.269	1:00.040	118.4	14:15.360	5	1	3:29.908	59.134	1:36.508	54.266	120.1	17:45.268	6	1	3:39.045	57.624	1:41.380	1:00.041	115.1	21:24.313	7		1	3:40.633	1:03.326	1:41.190	56.117	114.3	25:04.946	8	1	3:42.853	1:08.349	1:38.858	55.646	113.1	28:47.799	59	1. Hans DE GRAAF							PORSCHE 911	1	1	3:15.009	55.280	1:29.355	50.374	127.0		3:15.009	2	1	3:10.759	53.661	1:27.134	49.964		132.2	6:25.768	3	1	3:09.283	54.406		1:25.863	49.014	133.2	9:35.051	4		1	3:10.164	53.697	1:27.103	49.364	132.6	12:45.215	5	1	3:12.120	54.234	1:27.264	50.622	131.2	15:57.335	6	1	3:11.305	53.770	1:27.942	49.593	131.8	19:08.640	7	1	3:10.183	53.107	1:28.174	48.902	132.6	22:18.823	8	1	3:11.382	53.323	1:28.454	49.605	131.7	25:30.205																																																																
8		1	3:27.672	58.465	1:35.495	53.712	121.4	28:52.607																																																																																																																																																																																																																																																																																																																																																																																																																																																																																																																																																																																																		
41		1. Klaas SPAN						MORRIS1931559 Mini Cooper S	1	1	3:15.106	54.572	1:29.711	50.823	127.0	3:15.106																																																																																																																																																																																																																																																																																																																																																																																																																																																																																																																																																																																										
	2	1	3:52.331	1:05.623	1:45.269	1:01.439	108.5	8:03.347	3	1	3:55.901	1:05.450	1:46.376	1:04.075	106.9	11:59.248	4		1	3:50.179	1:04.514	1:43.881	1:01.784	109.5	15:49.427	5		1	3:50.188	1:05.512	1:44.481	1:00.195	109.5	19:39.615	6		1	3:51.668	1:04.058	1:46.114	1:01.496	108.8	23:31.283	7		1	3:56.721	1:06.053	1:47.601	1:03.067	106.5	27:28.004	43		1. Lenneke OOSTINGH						MG B		1	1	4:12.126	1:22.842	1:48.038	1:01.246	98.3	4:12.126	2	1	3:47.396	1:05.108	1:42.928	59.360	110.9	7:59.522	3	1	4:30.429	1:05.070	1:44.068	1:41.291	93.2	12:29.951		4	1	4:05.250	1:14.413	1:48.254	1:02.583	102.8	16:35.201		5	1	4:01.623	1:05.556	1:50.418	1:05.649	104.4	20:36.824		6	1	4:04.944	1:07.647	1:50.838	1:06.459	102.9	24:41.768	7		1	4:02.629	1:10.090	1:48.609	1:03.930	103.9	28:44.397	46		1. Geert BOELS							FORD Escort RS 2000	1	1	3:43.123	1:07.208	1:37.423	58.492	111.0	3:43.123	2	1	3:30.595	59.853	1:36.168	54.574	119.7	7:13.718	3	1	3:26.296	57.691	1:34.965	53.640	122.2		10:40.014	4	1	3:19.476	58.023	1:29.687	51.766	126.4		13:59.490	5	1	3:16.661	56.944	1:28.452	51.265	128.2	17:16.151		6	1	3:23.596	56.112	1:33.548	53.936	123.8	20:39.747	47		1. Paul ASLETT						JAGUAR XJS Coupe	1		1	4:07.981	1:22.924	1:44.409	1:00.648		99.9	4:07.981	2	1	3:46.755	1:04.776	1:42.874	59.105	111.2	7:54.736	51	1. Franz DURRER						AUSTIN Cooper S	1	1	3:37.051	1:02.414	1:38.977	55.660	116.2	7:30.790	2	1	3:35.354	1:02.011	1:38.112	55.231	117.1	11:06.144	3	1	3:30.270	1:00.013	1:35.236	55.021	119.9	14:36.414	4		1	3:29.976	58.721	1:35.633	55.622	120.1	18:06.390		5	1	3:30.836	1:00.110	1:35.648	55.078	119.6	21:37.226	6		1	3:30.576	59.053	1:36.165	55.358	119.7	25:07.802	7	1	3:33.369		1:03.311	1:35.314	54.744	118.2	28:41.171		52	1. Erik HOLTHAUSEN						BMW 3.5 CSL	1	1	3:16.889	56.646	1:29.909	50.334	128.1	6:31.995	2	1	3:17.313	55.934	1:30.589	50.790	127.8	9:49.308	3	1	3:15.508	54.000	1:31.195	50.313	129.0	13:04.816	4	1		3:16.611	54.565	1:31.005	51.041	128.2	16:21.427	5		1	5:49.052	B	57.845	3:13.183	1:38.024	72.2	22:10.479	57		1. Detlef WALTER						WARWICK GT 350	1	1	3:37.393	1:03.718	1:37.557	56.118	114.0	3:37.393	2	1	3:33.199	57.969	1:39.236	55.994	118.3	7:10.592	3	1	3:31.722	58.504	1:36.970	56.248	119.1	10:42.314	4	1	3:33.046	57.737		1:35.269	1:00.040	118.4	14:15.360	5	1		3:29.908	59.134	1:36.508	54.266	120.1	17:45.268	6	1		3:39.045	57.624	1:41.380	1:00.041	115.1	21:24.313	7	1		3:40.633	1:03.326	1:41.190	56.117	114.3		25:04.946	8	1	3:42.853	1:08.349	1:38.858		55.646	113.1	28:47.799	59	1. Hans DE GRAAF						PORSCHE 911	1	1	3:15.009	55.280	1:29.355	50.374	127.0	3:15.009	2	1	3:10.759	53.661	1:27.134	49.964	132.2	6:25.768	3	1	3:09.283	54.406	1:25.863	49.014	133.2	9:35.051	4	1	3:10.164	53.697		1:27.103	49.364	132.6	12:45.215	5	1		3:12.120	54.234	1:27.264	50.622	131.2	15:57.335	6	1		3:11.305	53.770	1:27.942	49.593	131.8	19:08.640	7		1	3:10.183	53.107	1:28.174	48.902	132.6		22:18.823	8	1	3:11.382	53.323	1:28.454	49.605	131.7	25:30.205																																																																																																				
	3	1	3:55.901	1:05.450	1:46.376	1:04.075	106.9	11:59.248	4	1	3:50.179	1:04.514	1:43.881	1:01.784	109.5	15:49.427	5		1	3:50.188	1:05.512	1:44.481	1:00.195	109.5	19:39.615	6		1	3:51.668	1:04.058	1:46.114	1:01.496	108.8	23:31.283	7		1	3:56.721	1:06.053	1:47.601	1:03.067	106.5	27:28.004	43		1. Lenneke OOSTINGH						MG B			1	1	4:12.126	1:22.842	1:48.038	1:01.246	98.3	4:12.126	2	1	3:47.396	1:05.108	1:42.928	59.360	110.9	7:59.522	3	1	4:30.429	1:05.070	1:44.068	1:41.291	93.2	12:29.951	4	1	4:05.250	1:14.413	1:48.254	1:02.583	102.8	16:35.201		5	1	4:01.623	1:05.556	1:50.418	1:05.649	104.4	20:36.824		6	1	4:04.944	1:07.647	1:50.838	1:06.459	102.9	24:41.768		7	1	4:02.629	1:10.090	1:48.609	1:03.930	103.9	28:44.397	46		1. Geert BOELS						FORD Escort RS 2000			1	1	3:43.123	1:07.208	1:37.423	58.492	111.0	3:43.123	2	1	3:30.595	59.853	1:36.168	54.574	119.7	7:13.718	3	1	3:26.296	57.691	1:34.965	53.640	122.2	10:40.014	4	1	3:19.476	58.023	1:29.687	51.766	126.4		13:59.490	5	1	3:16.661	56.944	1:28.452	51.265	128.2		17:16.151	6	1	3:23.596	56.112	1:33.548	53.936	123.8	20:39.747		47	1. Paul ASLETT						JAGUAR XJS Coupe			1	1	4:07.981	1:22.924	1:44.409	1:00.648	99.9	4:07.981		2	1	3:46.755	1:04.776	1:42.874	59.105	111.2	7:54.736	51	1. Franz DURRER						AUSTIN Cooper S		1	1	3:37.051	1:02.414	1:38.977	55.660	116.2	7:30.790	2	1	3:35.354	1:02.011	1:38.112	55.231	117.1	11:06.144	3	1	3:30.270	1:00.013	1:35.236	55.021	119.9	14:36.414	4	1	3:29.976	58.721	1:35.633	55.622	120.1	18:06.390		5	1	3:30.836	1:00.110	1:35.648	55.078	119.6		21:37.226	6	1	3:30.576	59.053	1:36.165	55.358	119.7	25:07.802		7	1	3:33.369	1:03.311	1:35.314	54.744	118.2	28:41.171	52	1. Erik HOLTHAUSEN						BMW 3.5 CSL			1	1	3:16.889	56.646	1:29.909	50.334	128.1	6:31.995	2	1	3:17.313	55.934	1:30.589	50.790	127.8	9:49.308	3	1	3:15.508	54.000	1:31.195	50.313	129.0	13:04.816	4	1	3:16.611	54.565	1:31.005	51.041	128.2	16:21.427	5		1	5:49.052	B	57.845	3:13.183	1:38.024	72.2		22:10.479	57	1. Detlef WALTER							WARWICK GT 350	1	1	3:37.393	1:03.718	1:37.557	56.118	114.0	3:37.393	2	1	3:33.199	57.969	1:39.236	55.994	118.3	7:10.592	3	1	3:31.722	58.504	1:36.970	56.248	119.1	10:42.314	4	1	3:33.046	57.737	1:35.269	1:00.040	118.4	14:15.360	5	1	3:29.908		59.134	1:36.508	54.266	120.1	17:45.268	6		1	3:39.045	57.624	1:41.380	1:00.041	115.1	21:24.313	7		1	3:40.633	1:03.326	1:41.190	56.117	114.3	25:04.946	8		1	3:42.853	1:08.349	1:38.858	55.646		113.1	28:47.799	59	1. Hans DE GRAAF						PORSCHE 911		1	1	3:15.009	55.280	1:29.355	50.374	127.0	3:15.009	2	1	3:10.759	53.661	1:27.134	49.964	132.2	6:25.768	3	1	3:09.283	54.406	1:25.863	49.014	133.2	9:35.051	4	1	3:10.164	53.697	1:27.103	49.364	132.6	12:45.215	5	1	3:12.120		54.234	1:27.264	50.622	131.2	15:57.335	6		1	3:11.305	53.770	1:27.942	49.593	131.8	19:08.640	7		1	3:10.183	53.107	1:28.174	48.902	132.6	22:18.823		8	1	3:11.382	53.323	1:28.454	49.605	131.7	25:30.205																																																																																																												
	4	1	3:50.179	1:04.514	1:43.881	1:01.784	109.5	15:49.427	5	1	3:50.188	1:05.512	1:44.481	1:00.195	109.5	19:39.615	6		1	3:51.668	1:04.058	1:46.114	1:01.496	108.8	23:31.283	7		1	3:56.721	1:06.053	1:47.601	1:03.067	106.5	27:28.004	43		1. Lenneke OOSTINGH						MG B			1	1	4:12.126	1:22.842	1:48.038	1:01.246	98.3		4:12.126	2	1	3:47.396	1:05.108	1:42.928	59.360	110.9	7:59.522	3	1	4:30.429	1:05.070	1:44.068	1:41.291	93.2	12:29.951	4	1	4:05.250	1:14.413	1:48.254	1:02.583	102.8	16:35.201	5	1	4:01.623	1:05.556	1:50.418	1:05.649	104.4	20:36.824		6	1	4:04.944	1:07.647	1:50.838	1:06.459	102.9	24:41.768		7	1	4:02.629	1:10.090	1:48.609	1:03.930	103.9	28:44.397		46	1. Geert BOELS						FORD Escort RS 2000			1	1	3:43.123	1:07.208	1:37.423	58.492	111.0		3:43.123	2	1	3:30.595	59.853	1:36.168	54.574	119.7	7:13.718	3	1	3:26.296	57.691	1:34.965	53.640	122.2	10:40.014	4	1	3:19.476	58.023	1:29.687	51.766	126.4	13:59.490	5	1	3:16.661	56.944	1:28.452	51.265	128.2		17:16.151	6	1	3:23.596	56.112	1:33.548	53.936	123.8		20:39.747	47	1. Paul ASLETT						JAGUAR XJS Coupe			1	1	4:07.981	1:22.924	1:44.409	1:00.648	99.9			4:07.981	2	1	3:46.755	1:04.776	1:42.874	59.105	111.2	7:54.736	51	1. Franz DURRER						AUSTIN Cooper S		1	1	3:37.051	1:02.414	1:38.977	55.660	116.2		7:30.790	2	1	3:35.354	1:02.011	1:38.112	55.231	117.1	11:06.144	3	1	3:30.270	1:00.013	1:35.236	55.021	119.9	14:36.414	4	1	3:29.976	58.721	1:35.633	55.622	120.1	18:06.390	5	1	3:30.836	1:00.110	1:35.648	55.078	119.6		21:37.226	6	1	3:30.576	59.053	1:36.165	55.358		119.7	25:07.802	7	1	3:33.369	1:03.311	1:35.314	54.744	118.2		28:41.171	52	1. Erik HOLTHAUSEN							BMW 3.5 CSL		1	1	3:16.889	56.646	1:29.909	50.334		128.1	6:31.995	2	1	3:17.313	55.934	1:30.589	50.790	127.8	9:49.308	3	1	3:15.508	54.000	1:31.195	50.313	129.0	13:04.816	4	1	3:16.611	54.565	1:31.005	51.041	128.2	16:21.427	5	1	5:49.052	B	57.845	3:13.183	1:38.024		72.2	22:10.479	57	1. Detlef WALTER							WARWICK GT 350	1	1	3:37.393	1:03.718	1:37.557		56.118	114.0	3:37.393	2	1	3:33.199	57.969	1:39.236	55.994	118.3	7:10.592	3	1	3:31.722	58.504	1:36.970	56.248	119.1	10:42.314	4	1	3:33.046	57.737	1:35.269	1:00.040	118.4	14:15.360	5	1	3:29.908	59.134	1:36.508	54.266	120.1	17:45.268	6		1	3:39.045	57.624	1:41.380	1:00.041	115.1		21:24.313	7	1	3:40.633	1:03.326	1:41.190	56.117	114.3		25:04.946	8	1	3:42.853	1:08.349	1:38.858	55.646	113.1		28:47.799	59	1. Hans DE GRAAF							PORSCHE 911	1	1	3:15.009	55.280	1:29.355	50.374		127.0	3:15.009	2	1	3:10.759	53.661	1:27.134	49.964	132.2	6:25.768	3	1	3:09.283	54.406	1:25.863	49.014	133.2	9:35.051	4	1	3:10.164	53.697	1:27.103	49.364	132.6	12:45.215	5	1	3:12.120	54.234	1:27.264	50.622	131.2	15:57.335	6		1	3:11.305	53.770	1:27.942	49.593	131.8		19:08.640	7	1	3:10.183	53.107	1:28.174	48.902	132.6		22:18.823	8	1	3:11.382	53.323	1:28.454	49.605	131.7	25:30.205																																																																																																																			
	5	1	3:50.188	1:05.512	1:44.481	1:00.195	109.5	19:39.615	6	1	3:51.668	1:04.058	1:46.114	1:01.496	108.8	23:31.283	7		1	3:56.721	1:06.053	1:47.601	1:03.067	106.5	27:28.004	43		1. Lenneke OOSTINGH						MG B			1	1	4:12.126	1:22.842	1:48.038	1:01.246	98.3		4:12.126	2	1	3:47.396	1:05.108	1:42.928	59.360	110.9		7:59.522	3	1	4:30.429	1:05.070	1:44.068	1:41.291	93.2	12:29.951	4	1	4:05.250	1:14.413	1:48.254	1:02.583	102.8	16:35.201	5	1	4:01.623	1:05.556	1:50.418	1:05.649	104.4	20:36.824	6	1	4:04.944	1:07.647	1:50.838	1:06.459	102.9	24:41.768		7	1	4:02.629	1:10.090	1:48.609	1:03.930	103.9	28:44.397		46	1. Geert BOELS						FORD Escort RS 2000			1	1	3:43.123	1:07.208	1:37.423	58.492	111.0		3:43.123	2	1	3:30.595	59.853	1:36.168	54.574	119.7		7:13.718	3	1	3:26.296	57.691	1:34.965	53.640	122.2	10:40.014	4	1	3:19.476	58.023	1:29.687	51.766	126.4	13:59.490	5	1	3:16.661	56.944	1:28.452	51.265	128.2	17:16.151	6	1	3:23.596	56.112	1:33.548	53.936	123.8		20:39.747	47	1. Paul ASLETT							JAGUAR XJS Coupe		1	1	4:07.981	1:22.924	1:44.409	1:00.648	99.9			4:07.981	2	1	3:46.755	1:04.776	1:42.874	59.105	111.2	7:54.736	51	1. Franz DURRER						AUSTIN Cooper S	1		1	3:37.051	1:02.414	1:38.977	55.660	116.2	7:30.790		2	1	3:35.354	1:02.011	1:38.112	55.231	117.1		11:06.144	3	1	3:30.270	1:00.013	1:35.236	55.021	119.9	14:36.414	4	1	3:29.976	58.721	1:35.633	55.622	120.1	18:06.390	5	1	3:30.836	1:00.110	1:35.648	55.078	119.6	21:37.226	6	1	3:30.576	59.053	1:36.165	55.358	119.7		25:07.802	7	1	3:33.369	1:03.311	1:35.314	54.744		118.2	28:41.171	52	1. Erik HOLTHAUSEN							BMW 3.5 CSL		1	1	3:16.889	56.646	1:29.909	50.334		128.1	6:31.995	2	1	3:17.313	55.934	1:30.589	50.790		127.8	9:49.308	3	1	3:15.508	54.000	1:31.195	50.313	129.0	13:04.816	4	1	3:16.611	54.565	1:31.005	51.041	128.2	16:21.427	5	1	5:49.052	B	57.845	3:13.183	1:38.024	72.2	22:10.479	57	1. Detlef WALTER						WARWICK GT 350	1		1	3:37.393	1:03.718	1:37.557	56.118	114.0		3:37.393	2	1	3:33.199	57.969	1:39.236		55.994	118.3	7:10.592	3	1	3:31.722	58.504	1:36.970	56.248	119.1	10:42.314	4	1	3:33.046	57.737	1:35.269	1:00.040	118.4	14:15.360	5	1	3:29.908	59.134	1:36.508	54.266	120.1	17:45.268	6	1	3:39.045	57.624	1:41.380	1:00.041	115.1	21:24.313	7		1	3:40.633	1:03.326	1:41.190	56.117	114.3		25:04.946	8	1	3:42.853	1:08.349	1:38.858	55.646	113.1		28:47.799	59	1. Hans DE GRAAF						PORSCHE 911	1		1	3:15.009	55.280	1:29.355	50.374	127.0		3:15.009	2	1	3:10.759	53.661	1:27.134	49.964		132.2	6:25.768	3	1	3:09.283	54.406	1:25.863	49.014	133.2	9:35.051	4	1	3:10.164	53.697	1:27.103	49.364	132.6	12:45.215	5	1	3:12.120	54.234	1:27.264	50.622	131.2	15:57.335	6	1	3:11.305	53.770	1:27.942	49.593	131.8	19:08.640	7		1	3:10.183	53.107	1:28.174	48.902	132.6		22:18.823	8	1	3:11.382	53.323	1:28.454	49.605	131.7	25:30.205																																																																																																																												
	6	1	3:51.668	1:04.058	1:46.114	1:01.496	108.8	23:31.283	7	1	3:56.721	1:06.053	1:47.601	1:03.067	106.5	27:28.004	43		1. Lenneke OOSTINGH						MG B			1	1	4:12.126	1:22.842	1:48.038	1:01.246	98.3		4:12.126	2	1	3:47.396	1:05.108	1:42.928	59.360	110.9		7:59.522	3	1	4:30.429	1:05.070	1:44.068	1:41.291	93.2		12:29.951	4	1	4:05.250	1:14.413	1:48.254	1:02.583	102.8	16:35.201	5	1	4:01.623	1:05.556	1:50.418	1:05.649	104.4	20:36.824	6	1	4:04.944	1:07.647	1:50.838	1:06.459	102.9	24:41.768	7	1	4:02.629	1:10.090	1:48.609	1:03.930	103.9	28:44.397		46	1. Geert BOELS						FORD Escort RS 2000			1	1	3:43.123	1:07.208	1:37.423	58.492	111.0	3:43.123		2	1	3:30.595	59.853	1:36.168	54.574	119.7		7:13.718	3	1	3:26.296	57.691	1:34.965	53.640	122.2		10:40.014	4	1	3:19.476	58.023	1:29.687	51.766	126.4	13:59.490	5	1	3:16.661	56.944	1:28.452	51.265	128.2	17:16.151	6	1	3:23.596	56.112	1:33.548	53.936	123.8	20:39.747	47	1. Paul ASLETT							JAGUAR XJS Coupe		1	1	4:07.981	1:22.924	1:44.409	1:00.648		99.9		4:07.981	2	1	3:46.755	1:04.776	1:42.874	59.105	111.2	7:54.736	51	1. Franz DURRER						AUSTIN Cooper S	1		1	3:37.051	1:02.414	1:38.977	55.660	116.2	7:30.790	2		1	3:35.354	1:02.011	1:38.112	55.231	117.1	11:06.144		3	1	3:30.270	1:00.013	1:35.236	55.021	119.9		14:36.414	4	1	3:29.976	58.721	1:35.633	55.622	120.1	18:06.390	5	1	3:30.836	1:00.110	1:35.648	55.078	119.6	21:37.226	6	1	3:30.576	59.053	1:36.165	55.358	119.7	25:07.802	7	1	3:33.369	1:03.311	1:35.314	54.744	118.2		28:41.171	52	1. Erik HOLTHAUSEN						BMW 3.5 CSL	1		1	3:16.889	56.646	1:29.909	50.334	128.1	6:31.995	2		1	3:17.313	55.934	1:30.589	50.790	127.8		9:49.308	3	1	3:15.508	54.000	1:31.195	50.313	129.0		13:04.816	4	1	3:16.611	54.565	1:31.005	51.041	128.2	16:21.427	5	1	5:49.052	B	57.845	3:13.183	1:38.024	72.2	22:10.479	57	1. Detlef WALTER						WARWICK GT 350	1		1	3:37.393	1:03.718	1:37.557	56.118	114.0	3:37.393	2		1	3:33.199	57.969	1:39.236	55.994	118.3		7:10.592	3	1	3:31.722	58.504	1:36.970		56.248	119.1	10:42.314	4	1	3:33.046	57.737	1:35.269	1:00.040	118.4	14:15.360	5	1	3:29.908	59.134	1:36.508	54.266	120.1	17:45.268	6	1	3:39.045	57.624	1:41.380	1:00.041	115.1	21:24.313	7	1	3:40.633	1:03.326	1:41.190	56.117	114.3	25:04.946	8		1	3:42.853	1:08.349	1:38.858	55.646	113.1		28:47.799	59	1. Hans DE GRAAF						PORSCHE 911	1		1	3:15.009	55.280	1:29.355	50.374	127.0	3:15.009	2		1	3:10.759	53.661	1:27.134	49.964	132.2		6:25.768	3	1	3:09.283	54.406	1:25.863	49.014		133.2	9:35.051	4	1	3:10.164	53.697	1:27.103	49.364	132.6	12:45.215	5	1	3:12.120	54.234	1:27.264	50.622	131.2	15:57.335	6	1	3:11.305	53.770	1:27.942	49.593	131.8	19:08.640	7	1	3:10.183	53.107	1:28.174	48.902	132.6	22:18.823	8		1	3:11.382	53.323	1:28.454	49.605	131.7	25:30.205																																																																																																																																					
	7	1	3:56.721	1:06.053	1:47.601	1:03.067	106.5	27:28.004																																																																																																																																																																																																																																																																																																																																																																																																																																																																																																																																																																																																		
	43	1. Lenneke OOSTINGH						MG B	1	1	4:12.126	1:22.842	1:48.038	1:01.246	98.3	4:12.126																																																																																																																																																																																																																																																																																																																																																																																																																																																																																																																																																																																										
		2	1	3:47.396	1:05.108	1:42.928	59.360	110.9	7:59.522	3	1	4:30.429	1:05.070	1:44.068	1:41.291	93.2		12:29.951	4	1	4:05.250	1:14.413	1:48.254	1:02.583	102.8		16:35.201	5	1	4:01.623	1:05.556	1:50.418	1:05.649	104.4		20:36.824	6	1	4:04.944	1:07.647	1:50.838	1:06.459	102.9		24:41.768	7	1	4:02.629	1:10.090	1:48.609	1:03.930	103.9		28:44.397	46	1. Geert BOELS						FORD Escort RS 2000	1	1	3:43.123	1:07.208	1:37.423	58.492	111.0	3:43.123	2	1	3:30.595	59.853	1:36.168	54.574	119.7	7:13.718	3	1	3:26.296	57.691	1:34.965	53.640	122.2	10:40.014	4		1	3:19.476	58.023	1:29.687	51.766	126.4	13:59.490	5		1	3:16.661	56.944	1:28.452	51.265	128.2	17:16.151	6		1	3:23.596	56.112	1:33.548	53.936	123.8	20:39.747		47	1. Paul ASLETT						JAGUAR XJS Coupe		1	1	4:07.981	1:22.924	1:44.409	1:00.648	99.9	4:07.981	2	1	3:46.755	1:04.776	1:42.874	59.105	111.2	7:54.736	51	1. Franz DURRER						AUSTIN Cooper S	1	1	3:37.051	1:02.414	1:38.977	55.660	116.2	7:30.790	2	1	3:35.354	1:02.011	1:38.112	55.231	117.1	11:06.144	3	1	3:30.270	1:00.013	1:35.236	55.021	119.9	14:36.414	4	1	3:29.976	58.721	1:35.633		55.622	120.1	18:06.390	5	1	3:30.836	1:00.110	1:35.648		55.078	119.6	21:37.226	6	1	3:30.576	59.053	1:36.165		55.358	119.7	25:07.802	7	1	3:33.369	1:03.311		1:35.314	54.744	118.2	28:41.171	52	1. Erik HOLTHAUSEN						BMW 3.5 CSL	1	1	3:16.889	56.646	1:29.909	50.334	128.1	6:31.995	2	1	3:17.313	55.934	1:30.589	50.790	127.8	9:49.308	3	1	3:15.508	54.000	1:31.195	50.313	129.0	13:04.816	4	1	3:16.611	54.565	1:31.005	51.041		128.2	16:21.427	5	1	5:49.052	B	57.845	3:13.183		1:38.024	72.2	22:10.479	57	1. Detlef WALTER						WARWICK GT 350	1	1	3:37.393	1:03.718	1:37.557	56.118	114.0	3:37.393	2	1	3:33.199	57.969	1:39.236	55.994	118.3	7:10.592	3	1	3:31.722	58.504	1:36.970	56.248	119.1	10:42.314	4	1	3:33.046	57.737	1:35.269	1:00.040	118.4	14:15.360		5	1	3:29.908	59.134	1:36.508	54.266	120.1	17:45.268		6	1	3:39.045	57.624	1:41.380	1:00.041	115.1	21:24.313		7	1	3:40.633	1:03.326	1:41.190	56.117		114.3	25:04.946	8	1	3:42.853	1:08.349		1:38.858	55.646	113.1	28:47.799	59	1. Hans DE GRAAF						PORSCHE 911	1	1	3:15.009	55.280	1:29.355	50.374	127.0	3:15.009	2	1	3:10.759	53.661	1:27.134	49.964	132.2	6:25.768	3	1	3:09.283	54.406	1:25.863	49.014	133.2	9:35.051	4	1	3:10.164	53.697	1:27.103	49.364	132.6	12:45.215	5		1	3:12.120	54.234	1:27.264	50.622	131.2	15:57.335	6		1	3:11.305	53.770	1:27.942	49.593	131.8	19:08.640	7		1	3:10.183	53.107	1:28.174	48.902	132.6		22:18.823	8	1	3:11.382	53.323	1:28.454	49.605		131.7	25:30.205																																																																																																																																																																														
3		1	4:30.429	1:05.070	1:44.068	1:41.291	93.2	12:29.951	4	1	4:05.250	1:14.413	1:48.254	1:02.583	102.8	16:35.201		5	1	4:01.623	1:05.556	1:50.418	1:05.649	104.4	20:36.824		6	1	4:04.944	1:07.647	1:50.838	1:06.459	102.9	24:41.768		7	1	4:02.629	1:10.090	1:48.609	1:03.930	103.9	28:44.397		46	1. Geert BOELS						FORD Escort RS 2000		1		1	3:43.123	1:07.208	1:37.423	58.492	111.0	3:43.123	2	1	3:30.595	59.853	1:36.168	54.574	119.7	7:13.718	3	1	3:26.296	57.691	1:34.965	53.640	122.2	10:40.014	4	1	3:19.476	58.023	1:29.687	51.766	126.4	13:59.490	5		1	3:16.661	56.944	1:28.452	51.265	128.2	17:16.151	6		1	3:23.596	56.112	1:33.548	53.936	123.8	20:39.747	47		1. Paul ASLETT						JAGUAR XJS Coupe			1	1	4:07.981	1:22.924	1:44.409	1:00.648	99.9		4:07.981	2	1	3:46.755	1:04.776	1:42.874	59.105	111.2	7:54.736	51	1. Franz DURRER							AUSTIN Cooper S	1	1	3:37.051	1:02.414	1:38.977	55.660	116.2	7:30.790	2	1	3:35.354	1:02.011	1:38.112	55.231	117.1	11:06.144	3	1	3:30.270	1:00.013	1:35.236	55.021	119.9	14:36.414	4	1	3:29.976	58.721	1:35.633	55.622	120.1	18:06.390	5	1	3:30.836		1:00.110	1:35.648	55.078	119.6	21:37.226	6	1	3:30.576		59.053	1:36.165	55.358	119.7	25:07.802	7	1	3:33.369		1:03.311	1:35.314	54.744	118.2	28:41.171	52	1. Erik HOLTHAUSEN							BMW 3.5 CSL	1		1	3:16.889	56.646	1:29.909	50.334	128.1	6:31.995	2	1	3:17.313	55.934	1:30.589	50.790	127.8	9:49.308	3	1	3:15.508	54.000	1:31.195	50.313	129.0	13:04.816	4	1	3:16.611	54.565	1:31.005	51.041	128.2	16:21.427	5	1	5:49.052		B	57.845	3:13.183	1:38.024	72.2	22:10.479	57	1. Detlef WALTER						WARWICK GT 350	1	1	3:37.393	1:03.718	1:37.557	56.118	114.0	3:37.393	2	1	3:33.199	57.969	1:39.236	55.994	118.3	7:10.592	3	1	3:31.722	58.504	1:36.970	56.248	119.1	10:42.314	4	1	3:33.046	57.737	1:35.269	1:00.040	118.4	14:15.360	5	1	3:29.908	59.134	1:36.508	54.266		120.1	17:45.268	6	1	3:39.045	57.624	1:41.380	1:00.041		115.1	21:24.313	7	1	3:40.633	1:03.326	1:41.190	56.117		114.3	25:04.946	8	1	3:42.853	1:08.349		1:38.858	55.646	113.1	28:47.799	59	1. Hans DE GRAAF							PORSCHE 911	1	1	3:15.009	55.280	1:29.355	50.374	127.0	3:15.009	2	1	3:10.759	53.661	1:27.134	49.964	132.2	6:25.768	3	1	3:09.283	54.406	1:25.863	49.014	133.2	9:35.051	4	1	3:10.164	53.697	1:27.103	49.364	132.6	12:45.215	5	1	3:12.120	54.234	1:27.264	50.622	131.2		15:57.335	6	1	3:11.305	53.770	1:27.942	49.593	131.8		19:08.640	7	1	3:10.183	53.107	1:28.174	48.902	132.6		22:18.823	8	1	3:11.382	53.323	1:28.454		49.605	131.7	25:30.205																																																																																																																																																																																					
4		1	4:05.250	1:14.413	1:48.254	1:02.583	102.8	16:35.201	5	1	4:01.623	1:05.556	1:50.418	1:05.649	104.4	20:36.824		6	1	4:04.944	1:07.647	1:50.838	1:06.459	102.9	24:41.768		7	1	4:02.629	1:10.090	1:48.609	1:03.930	103.9	28:44.397		46	1. Geert BOELS						FORD Escort RS 2000			1	1	3:43.123	1:07.208	1:37.423	58.492	111.0	3:43.123	2		1	3:30.595	59.853	1:36.168	54.574	119.7	7:13.718	3	1	3:26.296	57.691	1:34.965	53.640	122.2	10:40.014	4	1	3:19.476	58.023	1:29.687	51.766	126.4	13:59.490	5	1	3:16.661	56.944	1:28.452	51.265	128.2	17:16.151	6		1	3:23.596	56.112	1:33.548	53.936	123.8	20:39.747	47		1. Paul ASLETT						JAGUAR XJS Coupe			1	1	4:07.981	1:22.924	1:44.409	1:00.648	99.9			4:07.981	2	1	3:46.755	1:04.776	1:42.874	59.105	111.2	7:54.736	51	1. Franz DURRER						AUSTIN Cooper S		1	1	3:37.051	1:02.414	1:38.977	55.660		116.2	7:30.790	2	1	3:35.354	1:02.011	1:38.112	55.231	117.1	11:06.144	3	1	3:30.270	1:00.013	1:35.236	55.021	119.9	14:36.414	4	1	3:29.976	58.721	1:35.633	55.622	120.1	18:06.390	5	1	3:30.836	1:00.110	1:35.648	55.078	119.6	21:37.226	6	1		3:30.576	59.053	1:36.165	55.358	119.7	25:07.802	7	1		3:33.369	1:03.311	1:35.314	54.744	118.2	28:41.171	52	1. Erik HOLTHAUSEN						BMW 3.5 CSL		1		1	3:16.889	56.646	1:29.909		50.334	128.1	6:31.995	2	1	3:17.313	55.934	1:30.589	50.790	127.8	9:49.308	3	1	3:15.508	54.000	1:31.195	50.313	129.0	13:04.816	4	1	3:16.611	54.565	1:31.005	51.041	128.2	16:21.427	5	1	5:49.052	B	57.845	3:13.183	1:38.024	72.2	22:10.479	57		1. Detlef WALTER							WARWICK GT 350	1	1	3:37.393	1:03.718		1:37.557	56.118	114.0	3:37.393	2	1	3:33.199	57.969	1:39.236	55.994	118.3	7:10.592	3	1	3:31.722	58.504	1:36.970	56.248	119.1	10:42.314	4	1	3:33.046	57.737	1:35.269	1:00.040	118.4	14:15.360	5	1	3:29.908	59.134	1:36.508	54.266	120.1	17:45.268	6	1	3:39.045		57.624	1:41.380	1:00.041	115.1	21:24.313	7	1	3:40.633		1:03.326	1:41.190	56.117	114.3	25:04.946	8	1	3:42.853		1:08.349	1:38.858	55.646	113.1	28:47.799	59		1. Hans DE GRAAF						PORSCHE 911	1	1	3:15.009	55.280		1:29.355	50.374	127.0	3:15.009	2	1	3:10.759	53.661	1:27.134	49.964	132.2	6:25.768	3	1	3:09.283	54.406	1:25.863	49.014	133.2	9:35.051	4	1	3:10.164	53.697	1:27.103	49.364	132.6	12:45.215	5	1	3:12.120	54.234	1:27.264	50.622	131.2	15:57.335	6	1	3:11.305	53.770		1:27.942	49.593	131.8	19:08.640	7	1	3:10.183	53.107		1:28.174	48.902	132.6	22:18.823	8	1	3:11.382	53.323		1:28.454	49.605	131.7	25:30.205																																																																																																																																																																																											
5		1	4:01.623	1:05.556	1:50.418	1:05.649	104.4	20:36.824	6	1	4:04.944	1:07.647	1:50.838	1:06.459	102.9	24:41.768		7	1	4:02.629	1:10.090	1:48.609	1:03.930	103.9	28:44.397		46	1. Geert BOELS						FORD Escort RS 2000			1	1	3:43.123	1:07.208	1:37.423	58.492	111.0	3:43.123		2	1	3:30.595	59.853	1:36.168	54.574	119.7	7:13.718	3		1	3:26.296	57.691	1:34.965	53.640	122.2	10:40.014	4	1	3:19.476	58.023	1:29.687	51.766	126.4	13:59.490	5	1	3:16.661	56.944	1:28.452	51.265	128.2	17:16.151	6	1	3:23.596	56.112	1:33.548	53.936	123.8	20:39.747	47		1. Paul ASLETT						JAGUAR XJS Coupe			1	1	4:07.981	1:22.924	1:44.409	1:00.648	99.9			4:07.981	2	1	3:46.755	1:04.776	1:42.874	59.105	111.2	7:54.736	51	1. Franz DURRER						AUSTIN Cooper S	1		1	3:37.051	1:02.414	1:38.977	55.660	116.2	7:30.790		2	1	3:35.354	1:02.011	1:38.112	55.231		117.1	11:06.144	3	1	3:30.270	1:00.013	1:35.236	55.021	119.9	14:36.414	4	1	3:29.976	58.721	1:35.633	55.622	120.1	18:06.390	5	1	3:30.836	1:00.110	1:35.648	55.078	119.6	21:37.226	6	1	3:30.576	59.053	1:36.165	55.358	119.7	25:07.802	7	1		3:33.369	1:03.311	1:35.314	54.744	118.2	28:41.171	52	1. Erik HOLTHAUSEN						BMW 3.5 CSL	1		1		3:16.889	56.646	1:29.909	50.334	128.1		6:31.995	2	1	3:17.313	55.934	1:30.589		50.790	127.8	9:49.308	3	1	3:15.508	54.000	1:31.195	50.313	129.0	13:04.816	4	1	3:16.611	54.565	1:31.005	51.041	128.2	16:21.427	5	1	5:49.052	B	57.845	3:13.183	1:38.024	72.2	22:10.479	57	1. Detlef WALTER						WARWICK GT 350		1	1	3:37.393	1:03.718	1:37.557	56.118	114.0		3:37.393	2	1	3:33.199	57.969		1:39.236	55.994	118.3	7:10.592	3	1	3:31.722	58.504	1:36.970	56.248	119.1	10:42.314	4	1	3:33.046	57.737	1:35.269	1:00.040	118.4	14:15.360	5	1	3:29.908	59.134	1:36.508	54.266	120.1	17:45.268	6	1	3:39.045	57.624	1:41.380	1:00.041	115.1	21:24.313	7	1	3:40.633		1:03.326	1:41.190	56.117	114.3	25:04.946	8	1	3:42.853		1:08.349	1:38.858	55.646	113.1	28:47.799	59	1. Hans DE GRAAF						PORSCHE 911	1		1	3:15.009	55.280	1:29.355	50.374		127.0	3:15.009	2	1	3:10.759	53.661		1:27.134	49.964	132.2	6:25.768	3	1	3:09.283	54.406	1:25.863	49.014	133.2	9:35.051	4	1	3:10.164	53.697	1:27.103	49.364	132.6	12:45.215	5	1	3:12.120	54.234	1:27.264	50.622	131.2	15:57.335	6	1	3:11.305	53.770	1:27.942	49.593	131.8	19:08.640	7	1	3:10.183	53.107		1:28.174	48.902	132.6	22:18.823	8	1	3:11.382	53.323		1:28.454	49.605	131.7	25:30.205																																																																																																																																																																																																				
6		1	4:04.944	1:07.647	1:50.838	1:06.459	102.9	24:41.768	7	1	4:02.629	1:10.090	1:48.609	1:03.930	103.9	28:44.397		46	1. Geert BOELS						FORD Escort RS 2000			1	1	3:43.123	1:07.208	1:37.423	58.492	111.0	3:43.123		2	1	3:30.595	59.853	1:36.168	54.574	119.7	7:13.718		3	1	3:26.296	57.691	1:34.965	53.640	122.2	10:40.014	4		1	3:19.476	58.023	1:29.687	51.766	126.4	13:59.490	5	1	3:16.661	56.944	1:28.452	51.265	128.2	17:16.151	6	1	3:23.596	56.112	1:33.548	53.936	123.8	20:39.747	47	1. Paul ASLETT						JAGUAR XJS Coupe			1	1	4:07.981	1:22.924	1:44.409	1:00.648	99.9			4:07.981	2	1	3:46.755	1:04.776	1:42.874	59.105	111.2	7:54.736	51	1. Franz DURRER						AUSTIN Cooper S	1		1	3:37.051	1:02.414	1:38.977	55.660	116.2	7:30.790	2		1	3:35.354	1:02.011	1:38.112	55.231	117.1	11:06.144		3	1	3:30.270	1:00.013	1:35.236	55.021		119.9	14:36.414	4	1	3:29.976	58.721	1:35.633	55.622	120.1	18:06.390	5	1	3:30.836	1:00.110	1:35.648	55.078	119.6	21:37.226	6	1	3:30.576	59.053	1:36.165	55.358	119.7	25:07.802	7	1	3:33.369	1:03.311	1:35.314	54.744	118.2	28:41.171	52	1. Erik HOLTHAUSEN						BMW 3.5 CSL	1		1		3:16.889	56.646	1:29.909	50.334	128.1	6:31.995		2	1	3:17.313	55.934	1:30.589	50.790	127.8		9:49.308	3	1	3:15.508	54.000	1:31.195		50.313	129.0	13:04.816	4	1	3:16.611	54.565	1:31.005	51.041	128.2	16:21.427	5	1	5:49.052	B	57.845	3:13.183	1:38.024	72.2	22:10.479	57	1. Detlef WALTER						WARWICK GT 350		1	1	3:37.393	1:03.718	1:37.557	56.118	114.0		3:37.393	2	1	3:33.199	57.969	1:39.236	55.994		118.3	7:10.592	3	1	3:31.722		58.504	1:36.970	56.248	119.1	10:42.314	4	1	3:33.046	57.737	1:35.269	1:00.040	118.4	14:15.360	5	1	3:29.908	59.134	1:36.508	54.266	120.1	17:45.268	6	1	3:39.045	57.624	1:41.380	1:00.041	115.1	21:24.313	7	1	3:40.633	1:03.326	1:41.190	56.117	114.3	25:04.946	8	1		3:42.853	1:08.349	1:38.858	55.646	113.1	28:47.799	59	1. Hans DE GRAAF						PORSCHE 911		1	1	3:15.009	55.280	1:29.355	50.374	127.0	3:15.009		2	1	3:10.759	53.661	1:27.134		49.964	132.2	6:25.768	3	1	3:09.283		54.406	1:25.863	49.014	133.2	9:35.051	4	1	3:10.164	53.697	1:27.103	49.364	132.6	12:45.215	5	1	3:12.120	54.234	1:27.264	50.622	131.2	15:57.335	6	1	3:11.305	53.770	1:27.942	49.593	131.8	19:08.640	7	1	3:10.183	53.107	1:28.174	48.902	132.6	22:18.823	8	1	3:11.382		53.323	1:28.454	49.605	131.7	25:30.205																																																																																																																																																																																																												
7		1	4:02.629	1:10.090	1:48.609	1:03.930	103.9	28:44.397																																																																																																																																																																																																																																																																																																																																																																																																																																																																																																																																																																																																		
46		1. Geert BOELS						FORD Escort RS 2000	1	1	3:43.123	1:07.208	1:37.423	58.492	111.0	3:43.123																																																																																																																																																																																																																																																																																																																																																																																																																																																																																																																																																																																										
		2	1	3:30.595	59.853	1:36.168	54.574	119.7	7:13.718	3	1	3:26.296	57.691	1:34.965	53.640	122.2	10:40.014		4	1	3:19.476	58.023	1:29.687	51.766	126.4	13:59.490		5	1	3:16.661	56.944	1:28.452	51.265	128.2	17:16.151		6	1	3:23.596	56.112	1:33.548	53.936	123.8	20:39.747		47	1. Paul ASLETT						JAGUAR XJS Coupe	1		1	4:07.981	1:22.924	1:44.409	1:00.648	99.9	4:07.981	2	1	3:46.755	1:04.776	1:42.874	59.105	111.2	7:54.736	51	1. Franz DURRER						AUSTIN Cooper S	1	1	3:37.051	1:02.414	1:38.977	55.660	116.2	7:30.790	2	1	3:35.354	1:02.011	1:38.112	55.231	117.1	11:06.144	3	1	3:30.270	1:00.013	1:35.236	55.021	119.9	14:36.414	4	1	3:29.976	58.721		1:35.633	55.622	120.1	18:06.390	5	1	3:30.836	1:00.110		1:35.648	55.078	119.6	21:37.226	6	1	3:30.576	59.053		1:36.165	55.358	119.7	25:07.802	7	1	3:33.369		1:03.311	1:35.314	54.744	118.2	28:41.171	52		1. Erik HOLTHAUSEN						BMW 3.5 CSL	1	1	3:16.889	56.646	1:29.909	50.334	128.1	6:31.995	2	1	3:17.313	55.934	1:30.589	50.790	127.8	9:49.308	3	1	3:15.508	54.000	1:31.195	50.313	129.0	13:04.816	4	1	3:16.611		54.565	1:31.005	51.041	128.2	16:21.427	5	1	5:49.052		B	57.845	3:13.183	1:38.024	72.2	22:10.479	57	1. Detlef WALTER						WARWICK GT 350	1	1	3:37.393	1:03.718	1:37.557	56.118	114.0	3:37.393	2	1	3:33.199	57.969	1:39.236	55.994	118.3	7:10.592	3	1	3:31.722	58.504	1:36.970	56.248	119.1	10:42.314	4	1	3:33.046	57.737	1:35.269	1:00.040		118.4	14:15.360	5	1	3:29.908	59.134	1:36.508		54.266	120.1	17:45.268	6	1	3:39.045	57.624		1:41.380	1:00.041	115.1	21:24.313	7	1	3:40.633		1:03.326	1:41.190	56.117	114.3	25:04.946		8	1	3:42.853	1:08.349	1:38.858	55.646	113.1	28:47.799	59	1. Hans DE GRAAF						PORSCHE 911	1	1	3:15.009	55.280	1:29.355	50.374	127.0	3:15.009	2	1	3:10.759	53.661	1:27.134	49.964	132.2	6:25.768	3	1	3:09.283	54.406	1:25.863	49.014	133.2	9:35.051	4	1	3:10.164	53.697	1:27.103	49.364		132.6	12:45.215	5	1	3:12.120	54.234	1:27.264		50.622	131.2	15:57.335	6	1	3:11.305	53.770	1:27.942		49.593	131.8	19:08.640	7	1		3:10.183	53.107	1:28.174	48.902	132.6	22:18.823		8	1	3:11.382	53.323	1:28.454	49.605	131.7	25:30.205																																																																																																																																																																																																																																																		
	3	1	3:26.296	57.691	1:34.965	53.640	122.2	10:40.014	4	1	3:19.476	58.023	1:29.687	51.766	126.4	13:59.490	5		1	3:16.661	56.944	1:28.452	51.265	128.2	17:16.151	6		1	3:23.596	56.112	1:33.548	53.936	123.8	20:39.747	47		1. Paul ASLETT						JAGUAR XJS Coupe	1			1	4:07.981	1:22.924	1:44.409	1:00.648	99.9	4:07.981	2		1	3:46.755	1:04.776	1:42.874	59.105	111.2	7:54.736	51	1. Franz DURRER						AUSTIN Cooper S		1	1	3:37.051	1:02.414	1:38.977	55.660	116.2	7:30.790	2	1	3:35.354	1:02.011	1:38.112	55.231	117.1	11:06.144	3	1	3:30.270	1:00.013	1:35.236	55.021	119.9	14:36.414	4	1	3:29.976	58.721	1:35.633	55.622	120.1	18:06.390	5	1	3:30.836		1:00.110	1:35.648	55.078	119.6	21:37.226	6	1	3:30.576		59.053	1:36.165	55.358	119.7	25:07.802	7	1	3:33.369		1:03.311	1:35.314	54.744	118.2	28:41.171	52	1. Erik HOLTHAUSEN						BMW 3.5 CSL			1	1	3:16.889	56.646	1:29.909	50.334	128.1	6:31.995	2	1	3:17.313	55.934	1:30.589	50.790	127.8	9:49.308	3	1	3:15.508	54.000	1:31.195	50.313	129.0	13:04.816	4	1	3:16.611	54.565	1:31.005	51.041	128.2	16:21.427	5	1		5:49.052	B	57.845	3:13.183	1:38.024	72.2	22:10.479	57		1. Detlef WALTER							WARWICK GT 350	1	1	3:37.393	1:03.718	1:37.557	56.118	114.0	3:37.393	2	1	3:33.199	57.969	1:39.236	55.994	118.3	7:10.592	3	1	3:31.722	58.504	1:36.970	56.248	119.1	10:42.314	4	1	3:33.046	57.737	1:35.269	1:00.040	118.4	14:15.360	5	1	3:29.908	59.134		1:36.508	54.266	120.1	17:45.268	6	1	3:39.045		57.624	1:41.380	1:00.041	115.1	21:24.313	7	1		3:40.633	1:03.326	1:41.190	56.117	114.3	25:04.946	8		1	3:42.853	1:08.349	1:38.858	55.646		113.1	28:47.799	59	1. Hans DE GRAAF						PORSCHE 911	1	1	3:15.009	55.280	1:29.355	50.374	127.0	3:15.009	2	1	3:10.759	53.661	1:27.134	49.964	132.2	6:25.768	3	1	3:09.283	54.406	1:25.863	49.014	133.2	9:35.051	4	1	3:10.164	53.697	1:27.103	49.364	132.6	12:45.215	5	1	3:12.120	54.234		1:27.264	50.622	131.2	15:57.335	6	1	3:11.305		53.770	1:27.942	49.593	131.8	19:08.640	7	1	3:10.183		53.107	1:28.174	48.902	132.6	22:18.823		8	1	3:11.382	53.323	1:28.454	49.605	131.7	25:30.205																																																																																																																																																																																																																																																									
	4	1	3:19.476	58.023	1:29.687	51.766	126.4	13:59.490	5	1	3:16.661	56.944	1:28.452	51.265	128.2	17:16.151	6		1	3:23.596	56.112	1:33.548	53.936	123.8	20:39.747	47		1. Paul ASLETT						JAGUAR XJS Coupe			1	1	4:07.981	1:22.924	1:44.409	1:00.648	99.9	4:07.981			2	1	3:46.755	1:04.776	1:42.874	59.105	111.2	7:54.736	51	1. Franz DURRER						AUSTIN Cooper S		1	1	3:37.051	1:02.414	1:38.977	55.660	116.2		7:30.790	2	1	3:35.354	1:02.011	1:38.112	55.231	117.1	11:06.144	3	1	3:30.270	1:00.013	1:35.236	55.021	119.9	14:36.414	4	1	3:29.976	58.721	1:35.633	55.622	120.1	18:06.390	5	1	3:30.836	1:00.110	1:35.648	55.078	119.6	21:37.226	6	1		3:30.576	59.053	1:36.165	55.358	119.7	25:07.802	7	1		3:33.369	1:03.311	1:35.314	54.744	118.2	28:41.171	52	1. Erik HOLTHAUSEN						BMW 3.5 CSL		1		1	3:16.889	56.646	1:29.909	50.334		128.1	6:31.995	2	1	3:17.313	55.934	1:30.589	50.790	127.8	9:49.308	3	1	3:15.508	54.000	1:31.195	50.313	129.0	13:04.816	4	1	3:16.611	54.565	1:31.005	51.041	128.2	16:21.427	5	1	5:49.052	B	57.845	3:13.183	1:38.024	72.2	22:10.479		57	1. Detlef WALTER							WARWICK GT 350	1	1	3:37.393	1:03.718	1:37.557	56.118		114.0	3:37.393	2	1	3:33.199	57.969	1:39.236	55.994	118.3	7:10.592	3	1	3:31.722	58.504	1:36.970	56.248	119.1	10:42.314	4	1	3:33.046	57.737	1:35.269	1:00.040	118.4	14:15.360	5	1	3:29.908	59.134	1:36.508	54.266	120.1	17:45.268	6	1	3:39.045		57.624	1:41.380	1:00.041	115.1	21:24.313	7	1		3:40.633	1:03.326	1:41.190	56.117	114.3	25:04.946	8		1	3:42.853	1:08.349	1:38.858	55.646	113.1	28:47.799		59	1. Hans DE GRAAF						PORSCHE 911		1	1	3:15.009	55.280	1:29.355		50.374	127.0	3:15.009	2	1	3:10.759	53.661	1:27.134	49.964	132.2	6:25.768	3	1	3:09.283	54.406	1:25.863	49.014	133.2	9:35.051	4	1	3:10.164	53.697	1:27.103	49.364	132.6	12:45.215	5	1	3:12.120	54.234	1:27.264	50.622	131.2	15:57.335	6	1		3:11.305	53.770	1:27.942	49.593	131.8	19:08.640	7		1	3:10.183	53.107	1:28.174	48.902	132.6	22:18.823	8		1	3:11.382	53.323	1:28.454	49.605	131.7	25:30.205																																																																																																																																																																																																																																																																
	5	1	3:16.661	56.944	1:28.452	51.265	128.2	17:16.151	6	1	3:23.596	56.112	1:33.548	53.936	123.8	20:39.747	47		1. Paul ASLETT						JAGUAR XJS Coupe			1	1	4:07.981	1:22.924	1:44.409	1:00.648	99.9			4:07.981	2	1	3:46.755	1:04.776	1:42.874	59.105	111.2	7:54.736	51	1. Franz DURRER						AUSTIN Cooper S	1		1	3:37.051	1:02.414	1:38.977	55.660	116.2	7:30.790		2	1	3:35.354	1:02.011	1:38.112	55.231	117.1		11:06.144	3	1	3:30.270	1:00.013	1:35.236	55.021	119.9	14:36.414	4	1	3:29.976	58.721	1:35.633	55.622	120.1	18:06.390	5	1	3:30.836	1:00.110	1:35.648	55.078	119.6	21:37.226	6	1	3:30.576	59.053	1:36.165	55.358	119.7	25:07.802	7	1		3:33.369	1:03.311	1:35.314	54.744	118.2	28:41.171	52	1. Erik HOLTHAUSEN						BMW 3.5 CSL	1		1		3:16.889	56.646	1:29.909	50.334	128.1		6:31.995	2	1	3:17.313	55.934	1:30.589	50.790		127.8	9:49.308	3	1	3:15.508	54.000	1:31.195	50.313	129.0	13:04.816	4	1	3:16.611	54.565	1:31.005	51.041	128.2	16:21.427	5	1	5:49.052	B	57.845	3:13.183	1:38.024	72.2	22:10.479	57	1. Detlef WALTER						WARWICK GT 350	1		1	3:37.393	1:03.718	1:37.557	56.118	114.0		3:37.393	2	1	3:33.199	57.969	1:39.236	55.994		118.3	7:10.592	3	1	3:31.722	58.504	1:36.970	56.248	119.1	10:42.314	4	1	3:33.046	57.737	1:35.269	1:00.040	118.4	14:15.360	5	1	3:29.908	59.134	1:36.508	54.266	120.1	17:45.268	6	1	3:39.045	57.624	1:41.380	1:00.041	115.1	21:24.313	7	1	3:40.633		1:03.326	1:41.190	56.117	114.3	25:04.946	8	1		3:42.853	1:08.349	1:38.858	55.646	113.1	28:47.799	59		1. Hans DE GRAAF						PORSCHE 911	1		1	3:15.009	55.280	1:29.355	50.374	127.0	3:15.009		2	1	3:10.759	53.661	1:27.134		49.964	132.2	6:25.768	3	1	3:09.283	54.406	1:25.863	49.014	133.2	9:35.051	4	1	3:10.164	53.697	1:27.103	49.364	132.6	12:45.215	5	1	3:12.120	54.234	1:27.264	50.622	131.2	15:57.335	6	1	3:11.305	53.770	1:27.942	49.593	131.8	19:08.640	7	1		3:10.183	53.107	1:28.174	48.902	132.6	22:18.823	8		1	3:11.382	53.323	1:28.454	49.605	131.7	25:30.205																																																																																																																																																																																																																																																																									
	6	1	3:23.596	56.112	1:33.548	53.936	123.8	20:39.747																																																																																																																																																																																																																																																																																																																																																																																																																																																																																																																																																																																																		
	47	1. Paul ASLETT						JAGUAR XJS Coupe	1	1	4:07.981	1:22.924	1:44.409	1:00.648	99.9	4:07.981																																																																																																																																																																																																																																																																																																																																																																																																																																																																																																																																																																																										
		2	1	3:46.755	1:04.776	1:42.874	59.105	111.2	7:54.736																																																																																																																																																																																																																																																																																																																																																																																																																																																																																																																																																																																																	
		51	1. Franz DURRER						AUSTIN Cooper S	1	1	3:37.051	1:02.414	1:38.977	55.660	116.2	7:30.790																																																																																																																																																																																																																																																																																																																																																																																																																																																																																																																																																																																									
2	1		3:35.354	1:02.011	1:38.112	55.231	117.1	11:06.144	3	1	3:30.270	1:00.013	1:35.236	55.021	119.9	14:36.414	4	1	3:29.976	58.721	1:35.633	55.622	120.1	18:06.390	5	1	3:30.836	1:00.110	1:35.648	55.078	119.6	21:37.226	6	1	3:30.576	59.053	1:36.165	55.358	119.7	25:07.802	7	1	3:33.369	1:03.311	1:35.314		54.744	118.2	28:41.171	52	1. Erik HOLTHAUSEN						BMW 3.5 CSL	1	1	3:16.889	56.646	1:29.909		50.334	128.1	6:31.995	2	1	3:17.313	55.934		1:30.589	50.790	127.8	9:49.308	3	1	3:15.508	54.000	1:31.195	50.313	129.0	13:04.816	4	1	3:16.611	54.565	1:31.005	51.041	128.2	16:21.427	5	1	5:49.052	B	57.845	3:13.183	1:38.024	72.2	22:10.479	57	1. Detlef WALTER						WARWICK GT 350	1	1	3:37.393	1:03.718	1:37.557		56.118	114.0	3:37.393	2	1	3:33.199	57.969	1:39.236	55.994	118.3	7:10.592	3	1	3:31.722	58.504	1:36.970	56.248	119.1	10:42.314	4	1	3:33.046	57.737	1:35.269	1:00.040	118.4	14:15.360	5	1	3:29.908	59.134	1:36.508	54.266	120.1	17:45.268	6	1	3:39.045	57.624	1:41.380	1:00.041	115.1	21:24.313	7	1	3:40.633	1:03.326	1:41.190	56.117	114.3	25:04.946	8		1	3:42.853	1:08.349	1:38.858	55.646	113.1	28:47.799	59		1. Hans DE GRAAF							PORSCHE 911	1	1	3:15.009	55.280	1:29.355	50.374		127.0	3:15.009	2	1	3:10.759	53.661	1:27.134	49.964	132.2	6:25.768	3	1	3:09.283	54.406	1:25.863	49.014	133.2	9:35.051	4	1	3:10.164	53.697	1:27.103	49.364	132.6	12:45.215	5	1	3:12.120	54.234	1:27.264	50.622	131.2	15:57.335	6	1	3:11.305	53.770	1:27.942	49.593	131.8	19:08.640	7	1	3:10.183	53.107	1:28.174	48.902	132.6	22:18.823	8	1		3:11.382	53.323	1:28.454	49.605	131.7	25:30.205																																																																																																																																																																																																																																																																																																																																																
3	1		3:30.270	1:00.013	1:35.236	55.021	119.9	14:36.414	4	1	3:29.976	58.721	1:35.633	55.622	120.1	18:06.390	5	1	3:30.836	1:00.110	1:35.648	55.078	119.6	21:37.226	6	1	3:30.576	59.053	1:36.165	55.358	119.7	25:07.802	7	1	3:33.369	1:03.311	1:35.314	54.744	118.2	28:41.171	52	1. Erik HOLTHAUSEN						BMW 3.5 CSL	1		1	3:16.889	56.646	1:29.909		50.334	128.1	6:31.995	2	1	3:17.313	55.934		1:30.589	50.790	127.8	9:49.308	3	1	3:15.508	54.000	1:31.195	50.313	129.0	13:04.816	4	1	3:16.611	54.565	1:31.005	51.041	128.2	16:21.427	5	1	5:49.052	B	57.845	3:13.183	1:38.024	72.2	22:10.479	57	1. Detlef WALTER						WARWICK GT 350		1	1	3:37.393	1:03.718	1:37.557	56.118	114.0	3:37.393	2	1	3:33.199	57.969	1:39.236	55.994	118.3	7:10.592	3	1	3:31.722	58.504	1:36.970	56.248	119.1	10:42.314	4	1	3:33.046	57.737	1:35.269	1:00.040	118.4	14:15.360	5	1	3:29.908	59.134	1:36.508	54.266	120.1	17:45.268	6	1	3:39.045	57.624	1:41.380	1:00.041	115.1	21:24.313	7	1	3:40.633	1:03.326	1:41.190	56.117	114.3	25:04.946	8	1	3:42.853	1:08.349	1:38.858	55.646	113.1	28:47.799	59		1. Hans DE GRAAF						PORSCHE 911			1	1	3:15.009	55.280	1:29.355	50.374		127.0	3:15.009	2	1	3:10.759	53.661	1:27.134	49.964	132.2	6:25.768	3	1	3:09.283	54.406	1:25.863	49.014	133.2	9:35.051	4	1	3:10.164	53.697	1:27.103	49.364	132.6	12:45.215	5	1	3:12.120	54.234	1:27.264	50.622	131.2	15:57.335	6	1	3:11.305	53.770	1:27.942	49.593	131.8	19:08.640	7	1	3:10.183	53.107	1:28.174	48.902	132.6	22:18.823	8	1	3:11.382	53.323	1:28.454	49.605	131.7	25:30.205																																																																																																																																																																																																																																																																																																																																																									
4	1		3:29.976	58.721	1:35.633	55.622	120.1	18:06.390	5	1	3:30.836	1:00.110	1:35.648	55.078	119.6	21:37.226	6	1	3:30.576	59.053	1:36.165	55.358	119.7	25:07.802	7	1	3:33.369	1:03.311	1:35.314	54.744	118.2	28:41.171	52	1. Erik HOLTHAUSEN						BMW 3.5 CSL		1	1	3:16.889	56.646		1:29.909	50.334	128.1		6:31.995	2	1	3:17.313		55.934	1:30.589	50.790	127.8	9:49.308	3	1	3:15.508	54.000	1:31.195	50.313	129.0	13:04.816	4	1	3:16.611	54.565	1:31.005	51.041	128.2	16:21.427	5	1	5:49.052	B	57.845	3:13.183	1:38.024	72.2	22:10.479	57	1. Detlef WALTER							WARWICK GT 350	1	1	3:37.393	1:03.718	1:37.557	56.118		114.0	3:37.393	2	1	3:33.199	57.969	1:39.236	55.994	118.3	7:10.592	3	1	3:31.722	58.504	1:36.970	56.248	119.1	10:42.314	4	1	3:33.046	57.737	1:35.269	1:00.040	118.4	14:15.360	5	1	3:29.908	59.134	1:36.508	54.266	120.1	17:45.268	6	1	3:39.045	57.624	1:41.380	1:00.041	115.1	21:24.313	7	1	3:40.633	1:03.326	1:41.190	56.117	114.3	25:04.946	8	1	3:42.853	1:08.349	1:38.858	55.646	113.1	28:47.799	59	1. Hans DE GRAAF							PORSCHE 911	1	1	3:15.009	55.280	1:29.355	50.374			127.0	3:15.009	2	1	3:10.759	53.661	1:27.134	49.964	132.2	6:25.768	3	1	3:09.283	54.406	1:25.863	49.014	133.2	9:35.051	4	1	3:10.164	53.697	1:27.103	49.364	132.6	12:45.215	5	1	3:12.120	54.234	1:27.264	50.622	131.2	15:57.335	6	1	3:11.305	53.770	1:27.942	49.593	131.8	19:08.640	7	1	3:10.183	53.107	1:28.174	48.902	132.6	22:18.823	8	1	3:11.382	53.323	1:28.454	49.605	131.7	25:30.205																																																																																																																																																																																																																																																																																																																																																																
5	1		3:30.836	1:00.110	1:35.648	55.078	119.6	21:37.226	6	1	3:30.576	59.053	1:36.165	55.358	119.7	25:07.802	7	1	3:33.369	1:03.311	1:35.314	54.744	118.2	28:41.171	52	1. Erik HOLTHAUSEN						BMW 3.5 CSL		1	1	3:16.889	56.646	1:29.909	50.334	128.1		6:31.995	2	1	3:17.313		55.934	1:30.589	50.790		127.8	9:49.308	3	1	3:15.508	54.000	1:31.195	50.313	129.0	13:04.816	4	1	3:16.611	54.565	1:31.005	51.041	128.2	16:21.427	5	1	5:49.052	B	57.845	3:13.183	1:38.024	72.2	22:10.479	57	1. Detlef WALTER						WARWICK GT 350		1	1	3:37.393	1:03.718	1:37.557	56.118		114.0	3:37.393	2	1	3:33.199	57.969	1:39.236		55.994	118.3	7:10.592	3	1	3:31.722	58.504	1:36.970	56.248	119.1	10:42.314	4	1	3:33.046	57.737	1:35.269	1:00.040	118.4	14:15.360	5	1	3:29.908	59.134	1:36.508	54.266	120.1	17:45.268	6	1	3:39.045	57.624	1:41.380	1:00.041	115.1	21:24.313	7	1	3:40.633	1:03.326	1:41.190	56.117	114.3	25:04.946	8	1	3:42.853	1:08.349	1:38.858	55.646	113.1	28:47.799	59	1. Hans DE GRAAF							PORSCHE 911	1	1	3:15.009	55.280			1:29.355	50.374	127.0	3:15.009	2	1	3:10.759		53.661	1:27.134	49.964	132.2	6:25.768	3	1	3:09.283	54.406	1:25.863	49.014	133.2	9:35.051	4	1	3:10.164	53.697	1:27.103	49.364	132.6	12:45.215	5	1	3:12.120	54.234	1:27.264	50.622	131.2	15:57.335	6	1	3:11.305	53.770	1:27.942	49.593	131.8	19:08.640	7	1	3:10.183	53.107	1:28.174	48.902	132.6	22:18.823	8	1	3:11.382	53.323	1:28.454	49.605	131.7	25:30.205																																																																																																																																																																																																																																																																																																																																																																						
6	1		3:30.576	59.053	1:36.165	55.358	119.7	25:07.802	7	1	3:33.369	1:03.311	1:35.314	54.744	118.2	28:41.171	52	1. Erik HOLTHAUSEN						BMW 3.5 CSL		1	1	3:16.889	56.646	1:29.909	50.334	128.1		6:31.995	2	1	3:17.313	55.934	1:30.589	50.790		127.8	9:49.308	3	1	3:15.508	54.000	1:31.195	50.313		129.0	13:04.816	4	1	3:16.611	54.565	1:31.005	51.041	128.2	16:21.427	5	1	5:49.052	B	57.845	3:13.183	1:38.024	72.2	22:10.479	57	1. Detlef WALTER						WARWICK GT 350		1	1	3:37.393	1:03.718	1:37.557	56.118	114.0		3:37.393	2	1	3:33.199	57.969	1:39.236		55.994	118.3	7:10.592	3	1	3:31.722	58.504		1:36.970	56.248	119.1	10:42.314	4	1	3:33.046	57.737	1:35.269	1:00.040	118.4	14:15.360	5	1	3:29.908	59.134	1:36.508	54.266	120.1	17:45.268	6	1	3:39.045	57.624	1:41.380	1:00.041	115.1	21:24.313	7	1	3:40.633	1:03.326	1:41.190	56.117	114.3	25:04.946	8	1	3:42.853	1:08.349	1:38.858	55.646	113.1	28:47.799	59	1. Hans DE GRAAF							PORSCHE 911	1	1	3:15.009	55.280	1:29.355		50.374	127.0	3:15.009	2	1		3:10.759	53.661	1:27.134	49.964	132.2	6:25.768	3	1		3:09.283	54.406	1:25.863	49.014	133.2	9:35.051	4	1	3:10.164	53.697	1:27.103	49.364	132.6	12:45.215	5	1	3:12.120	54.234	1:27.264	50.622	131.2	15:57.335	6	1	3:11.305	53.770	1:27.942	49.593	131.8	19:08.640	7	1	3:10.183	53.107	1:28.174	48.902	132.6	22:18.823	8	1	3:11.382	53.323	1:28.454	49.605	131.7	25:30.205																																																																																																																																																																																																																																																																																																																																																																													
7	1		3:33.369	1:03.311	1:35.314	54.744	118.2	28:41.171																																																																																																																																																																																																																																																																																																																																																																																																																																																																																																																																																																																																		
52	1. Erik HOLTHAUSEN						BMW 3.5 CSL	1	1	3:16.889	56.646	1:29.909	50.334	128.1	6:31.995																																																																																																																																																																																																																																																																																																																																																																																																																																																																																																																																																																																											
	2		1	3:17.313	55.934	1:30.589	50.790	127.8	9:49.308	3	1	3:15.508	54.000	1:31.195	50.313	129.0		13:04.816	4	1	3:16.611	54.565	1:31.005	51.041		128.2	16:21.427	5	1	5:49.052	B	57.845		3:13.183	1:38.024	72.2	22:10.479	57	1. Detlef WALTER						WARWICK GT 350	1	1	3:37.393	1:03.718	1:37.557	56.118	114.0	3:37.393	2	1	3:33.199	57.969	1:39.236	55.994	118.3	7:10.592	3	1	3:31.722	58.504	1:36.970	56.248	119.1	10:42.314		4	1	3:33.046	57.737	1:35.269	1:00.040	118.4		14:15.360	5	1	3:29.908	59.134	1:36.508	54.266		120.1	17:45.268	6	1	3:39.045	57.624		1:41.380	1:00.041	115.1	21:24.313	7	1	3:40.633		1:03.326	1:41.190	56.117	114.3	25:04.946	8	1	3:42.853	1:08.349	1:38.858	55.646	113.1	28:47.799	59	1. Hans DE GRAAF						PORSCHE 911	1	1	3:15.009	55.280	1:29.355	50.374	127.0	3:15.009	2	1	3:10.759	53.661	1:27.134	49.964	132.2	6:25.768	3	1	3:09.283	54.406	1:25.863	49.014	133.2		9:35.051	4	1	3:10.164	53.697	1:27.103		49.364	132.6	12:45.215	5	1	3:12.120		54.234	1:27.264	50.622	131.2	15:57.335		6	1	3:11.305	53.770	1:27.942	49.593	131.8	19:08.640		7	1	3:10.183	53.107	1:28.174	48.902	132.6	22:18.823	8	1	3:11.382	53.323	1:28.454	49.605	131.7	25:30.205																																																																																																																																																																																																																																																																																																																																																																																																											
	3	1	3:15.508	54.000	1:31.195	50.313	129.0	13:04.816	4	1	3:16.611	54.565	1:31.005	51.041	128.2	16:21.427		5	1	5:49.052	B	57.845	3:13.183	1:38.024		72.2	22:10.479	57	1. Detlef WALTER						WARWICK GT 350	1	1		3:37.393	1:03.718	1:37.557	56.118	114.0	3:37.393	2	1	3:33.199	57.969	1:39.236	55.994	118.3	7:10.592	3	1	3:31.722	58.504	1:36.970	56.248	119.1	10:42.314	4	1	3:33.046	57.737	1:35.269	1:00.040	118.4	14:15.360	5		1	3:29.908	59.134	1:36.508	54.266	120.1	17:45.268		6	1	3:39.045	57.624	1:41.380	1:00.041	115.1		21:24.313	7	1	3:40.633	1:03.326	1:41.190		56.117	114.3	25:04.946	8	1	3:42.853	1:08.349		1:38.858	55.646	113.1	28:47.799	59	1. Hans DE GRAAF						PORSCHE 911	1		1	3:15.009	55.280	1:29.355	50.374	127.0	3:15.009	2	1	3:10.759	53.661	1:27.134	49.964	132.2	6:25.768	3	1	3:09.283	54.406	1:25.863	49.014	133.2	9:35.051	4	1	3:10.164	53.697	1:27.103	49.364	132.6		12:45.215	5	1	3:12.120	54.234	1:27.264		50.622	131.2	15:57.335	6	1	3:11.305		53.770	1:27.942	49.593	131.8	19:08.640		7	1	3:10.183	53.107	1:28.174	48.902	132.6	22:18.823	8	1	3:11.382	53.323	1:28.454	49.605	131.7	25:30.205																																																																																																																																																																																																																																																																																																																																																																																																																				
	4	1	3:16.611	54.565	1:31.005	51.041	128.2	16:21.427	5	1	5:49.052	B	57.845	3:13.183	1:38.024	72.2		22:10.479	57	1. Detlef WALTER						WARWICK GT 350	1		1	3:37.393	1:03.718	1:37.557	56.118	114.0	3:37.393	2	1		3:33.199	57.969	1:39.236	55.994	118.3	7:10.592	3	1	3:31.722	58.504	1:36.970	56.248	119.1	10:42.314	4	1	3:33.046	57.737	1:35.269	1:00.040	118.4	14:15.360	5	1	3:29.908	59.134	1:36.508	54.266	120.1	17:45.268	6		1	3:39.045	57.624	1:41.380	1:00.041	115.1	21:24.313		7	1	3:40.633	1:03.326	1:41.190	56.117	114.3		25:04.946	8	1	3:42.853	1:08.349	1:38.858		55.646	113.1	28:47.799	59	1. Hans DE GRAAF						PORSCHE 911	1		1	3:15.009	55.280	1:29.355	50.374	127.0	3:15.009	2		1	3:10.759	53.661	1:27.134	49.964	132.2	6:25.768	3	1	3:09.283	54.406	1:25.863	49.014	133.2	9:35.051	4	1	3:10.164	53.697	1:27.103	49.364	132.6	12:45.215	5	1	3:12.120	54.234	1:27.264	50.622	131.2		15:57.335	6	1	3:11.305	53.770	1:27.942		49.593	131.8	19:08.640	7	1	3:10.183		53.107	1:28.174	48.902	132.6	22:18.823	8	1	3:11.382	53.323	1:28.454	49.605	131.7	25:30.205																																																																																																																																																																																																																																																																																																																																																																																																																													
	5	1	5:49.052	B	57.845	3:13.183	1:38.024	72.2	22:10.479																																																																																																																																																																																																																																																																																																																																																																																																																																																																																																																																																																																																	
	57	1. Detlef WALTER						WARWICK GT 350	1	1	3:37.393	1:03.718	1:37.557	56.118	114.0	3:37.393																																																																																																																																																																																																																																																																																																																																																																																																																																																																																																																																																																																										
2		1	3:33.199	57.969	1:39.236	55.994	118.3	7:10.592	3	1	3:31.722	58.504	1:36.970	56.248	119.1	10:42.314	4	1		3:33.046	57.737	1:35.269	1:00.040	118.4	14:15.360	5	1		3:29.908	59.134	1:36.508	54.266	120.1	17:45.268	6	1	3:39.045		57.624	1:41.380	1:00.041	115.1	21:24.313	7	1	3:40.633	1:03.326	1:41.190	56.117	114.3	25:04.946	8	1	3:42.853	1:08.349	1:38.858	55.646	113.1	28:47.799	59	1. Hans DE GRAAF						PORSCHE 911	1	1		3:15.009	55.280	1:29.355	50.374	127.0	3:15.009	2	1	3:10.759	53.661	1:27.134	49.964	132.2	6:25.768	3	1	3:09.283	54.406	1:25.863	49.014	133.2	9:35.051	4	1	3:10.164	53.697		1:27.103	49.364	132.6	12:45.215	5	1	3:12.120	54.234		1:27.264	50.622	131.2	15:57.335	6	1	3:11.305	53.770		1:27.942	49.593	131.8	19:08.640	7	1	3:10.183	53.107	1:28.174	48.902	132.6	22:18.823	8	1	3:11.382	53.323	1:28.454	49.605	131.7	25:30.205																																																																																																																																																																																																																																																																																																																																																																																																																																																																			
3		1	3:31.722	58.504	1:36.970	56.248	119.1	10:42.314	4	1	3:33.046	57.737	1:35.269	1:00.040	118.4	14:15.360	5	1		3:29.908	59.134	1:36.508	54.266	120.1	17:45.268	6	1		3:39.045	57.624	1:41.380	1:00.041	115.1	21:24.313	7	1	3:40.633		1:03.326	1:41.190	56.117	114.3	25:04.946	8	1	3:42.853	1:08.349	1:38.858	55.646	113.1	28:47.799	59	1. Hans DE GRAAF						PORSCHE 911		1	1	3:15.009	55.280	1:29.355	50.374	127.0	3:15.009	2	1	3:10.759	53.661	1:27.134	49.964	132.2	6:25.768	3	1	3:09.283	54.406	1:25.863	49.014	133.2	9:35.051	4	1	3:10.164	53.697	1:27.103	49.364	132.6	12:45.215	5	1	3:12.120	54.234		1:27.264	50.622	131.2	15:57.335	6	1	3:11.305	53.770		1:27.942	49.593	131.8	19:08.640	7	1	3:10.183	53.107		1:28.174	48.902	132.6	22:18.823	8	1	3:11.382	53.323	1:28.454	49.605	131.7	25:30.205																																																																																																																																																																																																																																																																																																																																																																																																																																																																											
4		1	3:33.046	57.737	1:35.269	1:00.040	118.4	14:15.360	5	1	3:29.908	59.134	1:36.508	54.266	120.1	17:45.268	6	1		3:39.045	57.624	1:41.380	1:00.041	115.1	21:24.313	7	1		3:40.633	1:03.326	1:41.190	56.117	114.3	25:04.946	8	1	3:42.853		1:08.349	1:38.858	55.646	113.1	28:47.799	59	1. Hans DE GRAAF						PORSCHE 911		1	1	3:15.009	55.280	1:29.355	50.374	127.0		3:15.009	2	1	3:10.759	53.661	1:27.134	49.964	132.2	6:25.768	3	1	3:09.283	54.406	1:25.863	49.014	133.2	9:35.051	4	1	3:10.164	53.697	1:27.103	49.364	132.6	12:45.215	5	1	3:12.120	54.234	1:27.264	50.622	131.2	15:57.335	6	1	3:11.305		53.770	1:27.942	49.593	131.8	19:08.640	7	1	3:10.183		53.107	1:28.174	48.902	132.6	22:18.823	8	1	3:11.382		53.323	1:28.454	49.605	131.7	25:30.205																																																																																																																																																																																																																																																																																																																																																																																																																																																																																		
5		1	3:29.908	59.134	1:36.508	54.266	120.1	17:45.268	6	1	3:39.045	57.624	1:41.380	1:00.041	115.1	21:24.313	7	1		3:40.633	1:03.326	1:41.190	56.117	114.3	25:04.946	8	1		3:42.853	1:08.349	1:38.858	55.646	113.1	28:47.799	59	1. Hans DE GRAAF						PORSCHE 911	1		1	3:15.009	55.280	1:29.355	50.374	127.0	3:15.009		2	1	3:10.759	53.661	1:27.134	49.964	132.2		6:25.768	3	1	3:09.283	54.406	1:25.863	49.014	133.2	9:35.051	4	1	3:10.164	53.697	1:27.103	49.364	132.6	12:45.215	5	1	3:12.120	54.234	1:27.264	50.622	131.2	15:57.335	6	1	3:11.305	53.770	1:27.942	49.593	131.8	19:08.640	7	1	3:10.183		53.107	1:28.174	48.902	132.6	22:18.823	8	1	3:11.382		53.323	1:28.454	49.605	131.7	25:30.205																																																																																																																																																																																																																																																																																																																																																																																																																																																																																											
6		1	3:39.045	57.624	1:41.380	1:00.041	115.1	21:24.313	7	1	3:40.633	1:03.326	1:41.190	56.117	114.3	25:04.946	8	1		3:42.853	1:08.349	1:38.858	55.646	113.1	28:47.799	59	1. Hans DE GRAAF						PORSCHE 911	1		1	3:15.009	55.280	1:29.355	50.374	127.0	3:15.009	2		1	3:10.759	53.661	1:27.134	49.964	132.2	6:25.768		3	1	3:09.283	54.406	1:25.863	49.014	133.2		9:35.051	4	1	3:10.164	53.697	1:27.103	49.364	132.6	12:45.215	5	1	3:12.120	54.234	1:27.264	50.622	131.2	15:57.335	6	1	3:11.305	53.770	1:27.942	49.593	131.8	19:08.640	7	1	3:10.183	53.107	1:28.174	48.902	132.6	22:18.823	8	1	3:11.382		53.323	1:28.454	49.605	131.7	25:30.205																																																																																																																																																																																																																																																																																																																																																																																																																																																																																																				
7		1	3:40.633	1:03.326	1:41.190	56.117	114.3	25:04.946	8	1	3:42.853	1:08.349	1:38.858	55.646	113.1	28:47.799	59	1. Hans DE GRAAF						PORSCHE 911	1		1	3:15.009	55.280	1:29.355	50.374	127.0	3:15.009	2		1	3:10.759	53.661	1:27.134	49.964	132.2	6:25.768	3		1	3:09.283	54.406	1:25.863	49.014	133.2	9:35.051		4	1	3:10.164	53.697	1:27.103	49.364	132.6		12:45.215	5	1	3:12.120	54.234	1:27.264	50.622	131.2	15:57.335	6	1	3:11.305	53.770	1:27.942	49.593	131.8	19:08.640	7	1	3:10.183	53.107	1:28.174	48.902	132.6	22:18.823	8	1	3:11.382	53.323	1:28.454	49.605	131.7	25:30.205																																																																																																																																																																																																																																																																																																																																																																																																																																																																																																													
8		1	3:42.853	1:08.349	1:38.858	55.646	113.1	28:47.799																																																																																																																																																																																																																																																																																																																																																																																																																																																																																																																																																																																																		
59		1. Hans DE GRAAF						PORSCHE 911	1	1	3:15.009	55.280	1:29.355	50.374	127.0	3:15.009																																																																																																																																																																																																																																																																																																																																																																																																																																																																																																																																																																																										
	2	1	3:10.759	53.661	1:27.134	49.964	132.2	6:25.768	3	1	3:09.283	54.406	1:25.863	49.014	133.2	9:35.051		4	1	3:10.164	53.697	1:27.103	49.364	132.6	12:45.215		5	1	3:12.120	54.234	1:27.264	50.622	131.2	15:57.335		6	1	3:11.305	53.770	1:27.942	49.593	131.8	19:08.640		7	1	3:10.183	53.107	1:28.174	48.902	132.6		22:18.823	8	1	3:11.382	53.323	1:28.454	49.605	131.7	25:30.205																																																																																																																																																																																																																																																																																																																																																																																																																																																																																																																																													
	3	1	3:09.283	54.406	1:25.863	49.014	133.2	9:35.051	4	1	3:10.164	53.697	1:27.103	49.364	132.6	12:45.215		5	1	3:12.120	54.234	1:27.264	50.622	131.2	15:57.335		6	1	3:11.305	53.770	1:27.942	49.593	131.8	19:08.640		7	1	3:10.183	53.107	1:28.174	48.902	132.6	22:18.823		8	1	3:11.382	53.323	1:28.454	49.605	131.7	25:30.205																																																																																																																																																																																																																																																																																																																																																																																																																																																																																																																																																						
	4	1	3:10.164	53.697	1:27.103	49.364	132.6	12:45.215	5	1	3:12.120	54.234	1:27.264	50.622	131.2	15:57.335		6	1	3:11.305	53.770	1:27.942	49.593	131.8	19:08.640		7	1	3:10.183	53.107	1:28.174	48.902	132.6	22:18.823		8	1	3:11.382	53.323	1:28.454	49.605	131.7	25:30.205																																																																																																																																																																																																																																																																																																																																																																																																																																																																																																																																																															
	5	1	3:12.120	54.234	1:27.264	50.622	131.2	15:57.335	6	1	3:11.305	53.770	1:27.942	49.593	131.8	19:08.640		7	1	3:10.183	53.107	1:28.174	48.902	132.6	22:18.823		8	1	3:11.382	53.323	1:28.454	49.605	131.7	25:30.205																																																																																																																																																																																																																																																																																																																																																																																																																																																																																																																																																																								
	6	1	3:11.305	53.770	1:27.942	49.593	131.8	19:08.640	7	1	3:10.183	53.107	1:28.174	48.902	132.6	22:18.823		8	1	3:11.382	53.323	1:28.454	49.605	131.7	25:30.205																																																																																																																																																																																																																																																																																																																																																																																																																																																																																																																																																																																	
	7	1	3:10.183	53.107	1:28.174	48.902	132.6	22:18.823	8	1	3:11.382	53.323	1:28.454	49.605	131.7	25:30.205																																																																																																																																																																																																																																																																																																																																																																																																																																																																																																																																																																																										
	8	1	3:11.382	53.323	1:28.454	49.605	131.7	25:30.205																																																																																																																																																																																																																																																																																																																																																																																																																																																																																																																																																																																																		




NK GT&TC & Triumph Competition & British SPA SUMMER CLASSIC Race 2

Sector Analysis

— Invalidated Lap ■ Personal Best ■ Session Best B Crossing the pit lane

Lap	D	Time	Sector 1	Sector 2	Sector 3	Kph	Elapsed	Lap	D	Time	Sector 1	Sector 2	Sector 3	Kph	Elapsed		
63	1.Klaus-Peter MUTSCHLER 2.Tiziana MUTSCHLER							MG B A-Hk	77	1.Marcel KUTAK							LOTUS Elan 26 A-Hk
	1	1	4:13.684	1:24.552	1:47.263	1:01.869	97.7	4:13.684		1	1	3:28.229	58.199	1:35.634	54.396	121.1	28:02.127
	2	1	3:57.670	1:04.152	1:44.573	1:08.945	106.1	8:11.354		1	1	3:44.920	1:04.324	1:42.299	58.297	110.2	3:44.920
	3	1	3:59.248	1:03.581	1:53.976	1:01.691	105.4	12:10.602		2	1	3:38.297	1:01.751	1:40.210	56.336	115.5	7:23.217
	4	1	3:52.226	1:05.070	1:45.770	1:01.386	108.6	16:02.828		3	1	3:38.342	1:01.144	1:39.318	57.880	115.5	11:01.559
	5	1	3:50.649	1:05.104	1:45.314	1:00.231	109.3	19:53.477		4	1	3:42.634	1:01.929	1:43.906	56.799	113.3	14:44.193
	6	1	3:54.109	1:04.287	1:48.322	1:01.500	107.7	23:47.586		5	1	3:36.770	1:00.619	1:39.528	56.623	116.3	18:20.963
	7	1	4:00.072	1:10.047	1:47.827	1:02.198	105.0	27:47.658		6	1	3:37.860	59.221	1:39.785	58.854	115.7	21:58.823
64	1.Rene GRÜTER							MG B A-Dc	85	1.Cor VISSER							AUSTIN HEALEY A-Hk
	1	1	3:47.927	1:09.109	1:40.605	58.213	108.7	3:47.927		1	1	4:01.062	1:17.403	1:44.072	59.587	102.8	4:01.062
	2	1	3:31.746	1:00.722	1:35.837	55.187	119.1	7:19.673		2	1	3:41.227	1:02.367	1:41.929	56.931	114.0	7:42.289
	3	1	3:29.982	1:00.503	1:34.801	54.678	120.1	10:49.655		3	1	3:39.336	1:00.218	1:42.683	56.435	115.0	11:21.625
	4	1	3:25.576	58.439	1:32.782	54.355	122.7	14:15.231		4	1	3:38.982	1:00.792	1:42.746	55.444	115.1	15:00.607
	5	1	3:26.251	58.028	1:34.158	54.065	122.2	17:41.482		5	1	3:33.155	58.561	1:39.697	54.897	118.3	18:33.762
	6	1	3:26.642	58.454	1:33.936	54.252	122.0	21:08.124		6	1	3:36.198	58.726	1:40.692	56.780	116.6	22:09.960
	7	1	3:23.771	57.887	1:32.388	53.496	123.7	24:31.895		7	1	3:38.447	1:00.200	1:42.808	55.439	115.4	25:48.407
68	1.Stephane RION							LOTUS Europa 9	111	1.Melle VAN DER WAL							MG B A-Dc
	1	1	4:06.229	1:18.528	1:47.510	1:00.191	100.6	4:06.229		1	1	3:49.686	1:10.033	1:42.002	57.651	107.9	3:49.686
	2	1	3:50.599	1:04.078	1:46.677	59.844	109.3	7:56.828		2	1	3:36.538	1:02.258	1:38.831	55.449	116.4	7:26.224
	3	1	3:55.566	1:06.027	1:48.102	1:01.437	107.0	11:52.394		3	1	3:36.184	1:02.644	1:37.937	55.603	116.6	11:02.408
	4	1	3:51.175	1:05.775	1:45.231	1:00.169	109.1	15:43.569		4	1	3:33.486	1:02.522	1:35.720	55.244	118.1	14:35.894
	5	1	3:54.028	1:05.927	1:46.856	1:01.245	107.7	19:37.597		5	1	3:32.334	1:00.492	1:36.692	55.150	118.7	18:08.228
	6	1	3:52.437	1:04.695	1:46.895	1:00.847	108.5	23:30.034		6	1	3:31.972	59.559	1:37.191	55.222	119.0	21:40.200
72	1.Yannick SZCZYGIEL							TRIUMPH TR4 E-Hc	117	1.Stefan ROZEMA							MG A A-Dc
	1	1	3:54.216	1:17.873	1:39.986	56.357	105.8	3:54.216		1	1	3:40.952	1:05.645	1:37.985	57.322	112.1	3:40.952
	2	1	3:33.987	1:01.458	1:37.739	54.790	117.8	7:28.203		2	1	3:31.648	1:00.964	1:36.169	54.515	119.1	7:12.600
	3	1	3:32.855	1:00.177	1:37.957	54.721	118.5	11:01.058		3	1	3:29.998	1:00.472	1:33.554	55.972	120.1	10:42.598
	4	1	3:32.141	59.597	1:37.654	54.890	118.9	14:33.199		4	1	3:27.640	1:00.206	1:33.153	54.281	121.4	14:10.238
	5	1	3:32.791	59.879	1:37.843	55.069	118.5	18:05.990		5	1	3:27.190	59.464	1:33.335	54.391	121.7	17:37.428
	6	1	3:32.719	59.561	1:37.631	55.527	118.5	21:38.709		6	1	3:26.763	59.747	1:33.361	53.655	121.9	21:04.191
	7	1	3:32.457	59.707	1:38.188	54.562	118.7	25:11.166		7	1	3:25.859	59.343	1:32.613	53.903	122.5	24:30.050
74	1.Christian MARX							TRIUMPH TR4 E-Hc	124	1.Harald RASCHKE							TRIUMPH TR8 E-Hc
	1	1	3:44.226	1:07.846	1:37.734	58.646	110.5	3:44.226		1	1	4:09.334	1:21.373	1:45.382	1:02.579	99.4	4:09.334
	2	1	3:33.619	59.676	1:38.775	55.168	118.0	7:17.845		2	1	3:49.160	1:03.708	1:44.705	1:00.747	110.0	7:58.494
	3	1	3:28.664	57.970	1:34.818	55.876	120.8	10:46.509		3	1	3:51.290	1:03.581	1:45.742	1:01.967	109.0	11:49.784
	4	1	3:27.339	57.750	1:35.959	53.630	121.6	14:13.848		4	1	3:53.252	1:05.697	1:46.980	1:00.575	108.1	15:43.036
	5	1	3:26.591	57.263	1:35.725	53.603	122.0	17:40.439		5	1	3:54.325	1:05.288	1:46.850	1:02.187	107.6	19:37.361
	6	1	3:26.849	58.153	1:34.981	53.715	121.9	21:07.288									
	7	1	3:26.610	57.451	1:34.712	54.447	122.0	24:33.898									



NK GT&TC & Triumph Competition & British SPA SUMMER CLASSIC Race 2

Sector Analysis

— Invalidated Lap ■ Personal Best ■ Session Best B Crossing the pit lane

Lap	D	Time	Sector 1	Sector 2	Sector 3	Kph	Elapsed	Lap	D	Time	Sector 1	Sector 2	Sector 3	Kph	Elapsed
6	1	3:52.518	1:03.802	1:46.987	1:01.729	108.4	23:29.879	5	1	3:32.290	1:00.656	1:37.630	54.004	118.8	18:13.496
7	1	3:57.618	1:05.398	1:48.662	1:03.558	106.1	27:27.497	6	1	3:33.285	59.345	1:38.376	55.564	118.2	21:46.781

129 1. Raymond KLOMPSTRA
MG B / TVR VIXEN
A-Dc

1	1	3:50.468	1:11.191	1:42.008	57.269	107.5	3:50.468
2	1	3:38.833	1:02.014	1:41.437	55.382	115.2	7:29.301
3	1	3:36.395	1:00.770	1:40.102	55.523	116.5	11:05.696
4	1	3:36.129	1:01.152	1:38.996	55.981	116.7	14:41.825
5	1	3:34.577	1:00.123	1:39.430	55.024	117.5	18:16.402
6	1	3:35.005	59.740	1:38.095	57.170	117.3	21:51.407
7	1	3:34.644	59.986	1:37.913	56.745	117.5	25:26.051
8	1	3:33.432	1:01.445	1:36.927	55.060	118.1	28:59.483

244 1. Henk VAN GAMMEREN
2. Thijs VAN GAMMEREN
FORD Falcon
5

1	1	3:30.927	59.975	1:36.557	54.395	117.5	3:30.927
2	1	3:22.475	55.836	1:34.701	51.938	124.5	6:53.402
3	1	3:28.350	55.140	1:40.972	52.238	121.0	10:21.752
4	1	3:20.974	54.601	1:34.306	52.067	125.5	13:42.726
5	1	3:23.065	54.597	1:34.726	53.742	124.2	17:05.791
6	1	3:24.791	55.030	1:35.434	54.327	123.1	20:30.582
7	1	3:22.567	55.050	1:34.552	52.965	124.5	23:53.149
8	1	3:24.413	55.703	1:35.825	52.885	123.3	27:17.562

133 1. Kees ROZEMA
MG A
A-Dc

1	1	3:43.571	1:05.989	1:37.950	59.632	110.8	3:43.571
2	1	3:34.844	1:01.894	1:37.380	55.570	117.4	7:18.415
3	1	3:30.473	1:00.921	1:34.751	54.801	119.8	10:48.888
4	1	3:27.111	59.843	1:32.716	54.552	121.7	14:15.999
5	1	3:26.988	59.460	1:32.999	54.529	121.8	17:42.987
6	1	3:39.500	58.063	1:46.434	55.003	114.9	21:22.487
7	1	3:25.772	59.693	1:32.007	54.072	122.5	24:48.259
8	1	3:27.802	1:01.897	1:31.556	54.349	121.3	28:16.061

471 1. Oliver REUBEN
2. Nigel REUBEN
TVR Griffith
5

1	1	3:11.733	51.408	1:31.170	49.155	129.2	3:11.733
2	1	3:13.038	51.491	1:32.141	49.406	130.6	6:24.771
3	1	3:08.470	50.070	1:29.467	48.933	133.8	9:33.241
4	1	3:10.609	51.735	1:29.508	49.366	132.3	12:43.850
5	1	3:12.575	52.399	1:29.781	50.395	130.9	15:56.425
6	1	3:12.104	52.179	1:29.967	49.958	131.3	19:08.529
7	1	3:10.119	50.952	1:29.954	49.213	132.6	22:18.648
8	1	3:11.450	50.759	1:30.214	50.477	131.7	25:30.098

143 1. Stefan JACOBS
BMW 2002 ii
4

1	1	3:56.572	1:14.177	1:44.347	58.048	104.7	3:56.572
2	1	3:36.788	1:02.235	1:38.713	55.840	116.3	7:33.360
3	1	3:33.979	1:01.110	1:36.808	56.061	117.8	11:07.339
4	1	3:35.818	1:00.650	1:38.682	56.486	116.8	14:43.157
5	1	3:32.305	59.999	1:36.618	55.688	118.8	18:15.462
6	1	3:31.872	59.720	1:36.381	55.771	119.0	21:47.334
7	1	3:30.290	1:00.225	1:35.923	54.142	119.9	25:17.624
8	1	3:31.688	1:00.618	1:35.513	55.557	119.1	28:49.312

803 1. Stefan SCHREIBER
2. Ute SCHREIBER
ALFA ROMEO GTV Allietta
9

1	1	3:52.440	1:12.147	1:41.463	58.830	106.6	3:52.440
2	1	3:34.454	1:01.272	1:37.071	56.111	117.6	7:26.894
3	1	3:33.002	1:01.778	1:35.808	55.416	118.4	10:59.896
4	1	3:30.957	1:00.811	1:34.228	55.918	119.5	14:30.853
5	1	3:29.235	1:00.482	1:33.976	54.777	120.5	18:00.088
6	1	3:34.128	1:00.486	1:38.567	55.075	117.8	21:34.216
7	1	3:28.945	1:00.448	1:35.344	53.153	120.7	25:03.161
8	1	3:40.983	1:13.345	1:33.804	53.834	114.1	28:44.144

186 1. Marnix DIERICK
TRIUMPH TR4
4

1	1	3:55.185	1:14.176	1:43.123	57.886	105.3	3:55.185
2	1	3:39.167	1:02.150	1:39.910	57.107	115.0	7:34.352
3	1	3:37.065	1:01.059	1:39.791	56.215	116.2	11:11.417
4	1	3:38.070	1:01.942	1:39.712	56.416	115.6	14:49.487
5	1	3:37.639	1:02.380	1:39.464	55.795	115.9	18:27.126
6	1	3:38.971	1:01.957	1:40.204	56.810	115.1	22:06.097

212 1. Bernard DIERICK
MORRIS Cooper S
2

1	1	3:48.057	1:09.270	1:40.033	58.754	108.6	3:48.057
2	1	3:41.936	1:01.844	1:44.922	55.170	113.6	7:29.993
3	1	3:36.905	1:00.748	1:40.251	55.906	116.2	11:06.898
4	1	3:34.308	1:00.239	1:39.338	54.731	117.7	14:41.206