


France Historique SPA SUMMER CLASSIC Qualifying

Sector Analysis

— Invalidated Lap ■ Personal Best ■ Session Best ■ Crossing the pit lane

Lap D	Time	Sector 1	Sector 2	Sector 3	Kph	Elapsed	Lap D	Time	Sector 1	Sector 2	Sector 3	Kph	Elapsed
1 1.Josserand DE MURARD NORMA M14 BMW CN							9 1.Glenn DUDLEY LOLA T87/90 C3						
1	4:06.353	1:56.643	1:25.487	44.223	100.6	4:06.353	1	4:12.780	1:38.946	1:37.008	56.826	98.0	4:12.780
2	2:45.145	47.644	1:16.314	41.187	152.7	6:51.498	2	3:13.702	58.139	1:25.933	49.630	130.2	7:26.482
3	2:39.233	45.710	1:13.710	39.813	158.3	9:30.731	3	2:52.817	52.327	1:16.767	43.723	145.9	10:19.299
4	2:37.262	45.085	1:11.941	40.236	160.3	12:07.993	4	2:41.977	47.062	1:12.181	42.734	155.7	13:01.276
5	2:38.339	44.299	1:13.707	40.333	159.2	14:46.332	5	3:39.836B	59.563	1:30.190	1:10.083	114.7	16:41.112
6	2:39.175	44.608	1:14.094	40.473	158.4	17:25.507	11 1.Laurent DALLET BMW 530i US GR1						
7	2:39.674	44.973	1:11.663	43.038	157.9	20:05.181	1	6:02.448	2:49.693	1:59.484	1:13.271	68.4	6:02.448
8	2:40.284	45.808	1:13.332	41.144	157.3	22:45.465	2	4:24.016	1:18.118	1:56.643	1:09.255	95.5	10:26.464
9	2:40.719	46.187	1:13.363	41.169	156.9	25:26.184	3	3:47.099	1:05.837	1:42.793	58.469	111.0	14:13.563
10	2:38.830	44.847	1:12.451	41.532	158.7	28:05.014	4	3:44.765	1:01.697	1:39.102	1:03.966	112.2	17:58.328
11	3:00.100	1:02.431	1:13.777	43.892	140.0	31:05.114	5	3:26.373	58.489	1:34.799	53.085	122.2	21:24.701
2 1.Eric EXCOFFIER 2.Clément EXCOFFIER CHEVROLET Corvette C3 GT81							5 1 3:23.409 59.421 1:32.701 51.287 124.0 24:48.110						
1	4:51.557	2:16.107	1:43.240	52.210	85.0	4:51.557	6	3:23.409	59.421	1:32.701	51.287	124.0	24:48.110
2	3:21.428	56.587	1:33.983	50.858	125.2	8:12.985	7	3:18.352	56.991	1:30.163	51.198	127.1	28:06.462
3	3:09.812	53.345	1:28.162	48.305	132.8	11:22.797	8	3:23.223	59.551	1:31.258	52.414	124.1	31:29.685
4	3:23.856B	53.263	1:30.883	59.710	123.7	14:46.653	12 1.Stéphane NGUYEN LUCCHINI SP94 CN						
5	4:50.013	2:43.248	1:22.738	44.027	86.9	19:36.666	1	4:01.203	1:56.797	1:19.641	44.765	102.7	4:01.203
6	2:55.825	49.674	1:22.581	43.570	143.4	22:32.491	2	2:38.709	47.417	1:11.136	40.156	158.9	6:39.912
7	2:51.204	48.018	1:19.726	43.460	147.3	25:23.695	3	2:37.255	47.308	1:10.528	39.419	160.3	9:17.167
8	2:51.316	47.929	1:19.377	44.010	147.2	28:15.011	4	2:31.934	43.315	1:09.777	38.842	166.0	11:49.101
9	2:53.481	47.935	1:20.118	45.428	145.3	31:08.492	5	2:39.204	45.545	1:12.100	41.559	158.4	14:28.305
4 1.Jacques ROUX PORSCHE 924S SC80							6 1 2:34.459 46.351 1:08.917 39.191 163.2 17:02.764						
1	5:00.774	2:23.407	1:41.380	55.987	82.4	5:00.774	7	2:34.615	45.619	1:09.383	39.613	163.1	19:37.379
2	3:21.042	59.239	1:31.233	50.570	125.4	8:21.816	8	2:34.695	46.177	1:08.993	39.525	163.0	22:12.074
3	3:14.351	53.961	1:30.065	50.325	129.7	11:36.167	9	2:56.051	43.011	1:09.151	1:03.889	143.2	25:08.125
4	3:12.767	53.844	1:29.535	49.388	130.8	14:48.934	10	2:57.611	54.843	1:17.935	44.833	142.0	28:05.736
5	3:07.922	53.783	1:25.466	48.673	134.2	17:56.856	11	2:54.134B	48.688	1:12.249	53.197	144.8	30:59.870
6	3:10.861	53.093	1:25.640	52.128	132.1	21:07.717	13 1.Bernard GARSOU ACE PB 74s H						
7	3:07.304	54.866	1:25.170	47.268	134.6	24:15.021	1	4:48.100	2:12.249	1:38.787	57.064	86.0	4:48.100
8	3:08.736	54.285	1:25.973	48.478	133.6	27:23.757	2	3:10.280	57.731	1:26.927	45.622	132.5	7:58.380
9	3:05.259	52.657	1:24.303	48.299	136.1	30:29.016	3	3:00.081	52.722	1:19.938	47.421	140.0	10:58.461
7 1.Walter ANTONACCI LUCCHINI SN87 H							4 1 2:58.551 52.389 1:20.717 45.445 141.2 13:57.012						
1	4:44.025	2:02.347	1:43.170	58.508	87.2	4:44.025	5	3:22.773B	53.968	1:21.084	1:07.721	124.3	17:19.785
2	3:31.803	1:02.392	1:36.978	52.433	119.0	8:15.828	16 1.Michaël DESMAËLE 2.Julien GRENET PORSCHE 966 Cup SC90						
3	3:13.642	56.629	1:27.557	49.456	130.2	11:29.470	1	3:38.428	1:25.316	1:25.065	48.047	113.4	3:38.428
4	3:17.171	54.215	1:35.180	47.776	127.9	14:46.641	2	2:43.364	47.139	1:14.535	41.690	154.3	6:21.792
5	3:10.312	54.602	1:25.620	50.090	132.5	17:56.953	3	2:42.432	46.534	1:13.782	42.116	155.2	9:04.224
6	3:08.365	54.998	1:24.714	48.653	133.9	21:05.318	4	2:44.849	46.940	1:14.676	43.233	153.0	11:49.073
7	3:18.052	54.699	1:34.088	49.265	127.3	24:23.370	5	2:59.311B	47.555	1:19.835	51.921	140.6	14:48.384
8	3:04.031	53.690	1:23.492	46.849	137.0	27:27.401	6	4:58.606	2:54.906	1:20.357	43.343	84.4	19:46.990
9	3:00.616	53.089	1:21.126	46.401	139.6	30:28.017	7	2:52.349	47.673	1:19.537	45.139	146.3	22:39.339




France Historique SPA SUMMER CLASSIC Qualifying

Sector Analysis

— Invalidated Lap ■ Personal Best ■ Session Best ■ Crossing the pit lane

Lap	D	Time	Sector 1	Sector 2	Sector 3	Kph	Elapsed	Lap	D	Time	Sector 1	Sector 2	Sector 3	Kph	Elapsed
8	1	3:07.051	46.749	1:36.145	44.157	134.8	25:46.390								
9	1	2:46.680	47.751	1:16.443	42.486	151.3	28:33.070								
10	1	2:47.725	47.915	1:16.609	43.201	150.3	31:20.795								
Porsche 964 RSR SC90															
18 1. Patrick DELANNOY															
1	1	3:55.500				105.2	3:55.500								
2	1	2:55.057				144.0	6:50.557								
3	1	5:40.912			42.932	74.0	12:31.469								
4	1	2:46.470	47.777	1:15.943	42.750	151.5	15:17.939								
5	1	3:00.442 B	48.814	1:17.887	53.741	139.7	18:18.381								
6	1	4:31.207	2:28.847	1:16.725	45.635	93.0	22:49.588								
7	1	2:51.267	47.978	1:18.585	44.704	147.2	25:40.855								
8	1	2:46.647	47.238	1:15.816	43.593	151.3	28:27.502								
9	1	2:52.875	52.189	1:16.535	44.151	145.9	31:20.377								
Porsche 911-964 SC80															
19 1. Pierre-Yves GAUTIER															
1	1	4:32.286	1:49.492	1:44.271	58.523	91.0	4:32.286								
2	1	3:39.650	1:02.352	1:39.636	57.662	114.8	8:11.936								
3	1	3:27.715	1:00.997	1:34.736	51.982	121.4	11:39.651								
4	1	3:22.690	58.807	1:32.096	51.787	124.4	15:02.341								
5	1	3:20.580	58.206	1:30.992	51.382	125.7	18:22.921								
6	1	3:20.533	57.587	1:31.473	51.473	125.7	21:43.454								
7	1	3:19.295	57.941	1:30.182	51.172	126.5	25:02.749								
8	1	3:18.485	56.397	1:30.309	51.779	127.0	28:21.234								
9	1	3:20.914	57.838	1:30.733	52.343	125.5	31:42.148								
Triumph TR4 FGT2															
20 1. Jean-Pierre FAZI															
1	1	4:51.471	1:55.449	1:53.883	1:02.139	85.0	4:51.471								
2	1	3:41.338	1:03.699	1:40.902	56.737	113.9	8:32.809								
3	1	3:38.513	1:03.390	1:39.402	55.721	115.4	12:11.322								
4	1	3:35.066	1:03.354	1:36.404	55.308	117.2	15:46.388								
5	1	3:35.309	1:02.858	1:36.878	55.573	117.1	19:21.697								
6	1	3:38.781	1:04.057	1:36.883	57.841	115.2	23:00.478								
7	1	3:28.984	1:01.760	1:33.555	53.669	120.7	26:29.462								
8	1	3:29.528	1:03.388	1:32.781	53.359	120.3	29:58.990								
9	1	3:49.959 B	1:02.191	1:34.613	1:13.155	109.6	33:48.949								
Porsche 911 SC SC70															
27 1. Jean-Marc BREUGNOT															
1	1	4:37.847	1:58.330	1:43.557	55.960	89.2	4:37.847								
2	1	3:36.402	1:04.545	1:36.635	55.222	116.5	8:14.249								
3	1	3:25.925	59.061	1:33.804	53.060	122.4	11:40.174								
4	1	3:22.250	59.275	1:31.414	51.561	124.7	15:02.424								
5	1	3:17.476	57.449	1:29.833	50.194	127.7	18:19.900								
6	1	3:22.064	58.423	1:31.701	51.940	124.8	21:41.964								
7	1	3:19.158	58.110	1:29.244	51.804	126.6	25:01.122								
8	1	3:21.535	57.444	1:30.174	53.917	125.1	28:22.657								
9	1	3:19.928	59.220	1:29.716	50.992	126.1	31:42.585								
Chevron B61 H															
29 1. Patrick FERRIER															
1	1	5:04.364	2:39.743	1:34.207	50.414	81.4	5:04.364								
2	1	3:09.556	53.647	1:26.323	49.586	133.0	8:13.920								
3	1	3:00.572	53.240	1:22.412	44.920	139.6	11:14.492								
4	1	2:53.773	49.046	1:20.527	44.200	145.1	14:08.265								
5	1	2:54.121	49.655	1:19.830	44.636	144.8	17:02.386								
6	1	2:54.221	49.521	1:19.822	44.878	144.7	19:56.607								
7	1	2:54.111	48.053	1:20.953	45.105	144.8	22:50.718								
8	1	2:53.977	48.429	1:19.954	45.594	144.9	25:44.695								
9	1	3:17.864 B	50.750	1:23.758	1:03.356	127.4	29:02.559								
Grac MT14S H															
30 1. Jean-Michel GUERMONPF															
1	1	4:45.933	2:08.719	1:38.709	58.505	86.6	4:45.933								
2	1	3:09.760	56.189	1:27.801	45.770	132.9	7:55.693								
3	1	2:57.851	50.233	1:21.960	45.658	141.8	10:53.544								
4	1	2:53.627	49.384	1:20.693	43.550	145.2	13:47.171								
5	1	2:50.286	48.458	1:19.066	42.762	148.1	16:37.457								
6	1	2:53.003	48.328	1:18.538	46.137	145.7	19:30.460								
7	1	2:48.499	48.904	1:16.717	42.878	149.6	22:18.959								
8	1	2:51.880	48.377	1:20.254	43.249	146.7	25:10.839								
9	1	2:52.735	48.825	1:20.306	43.604	146.0	28:03.574								
10	1	2:50.723	48.324	1:18.171	44.228	147.7	30:54.297								
Audi Quattro SC80															
31 1. Fabrice LEFEBVRE															
1	1	3:22.334	1:10.352	1:26.736	45.246	122.4	3:22.334								
2	1	2:52.887	48.013	1:20.996	43.878	145.8	6:15.221								
3	1	2:51.762	48.006	1:20.153	43.603	146.8	9:06.983								
4	1	2:46.918	46.450	1:17.984	42.484	151.1	11:53.901								
5	1	2:50.339	48.634	1:18.233	43.472	148.0	14:44.240								
6	1	2:50.161	46.932	1:19.202	44.027	148.2	17:34.401								
7	1	3:19.355 B	46.671	1:26.183	1:06.501	126.5	20:53.756								
8	1	4:26.314	2:22.851	1:19.932	43.531	94.7	25:20.070								
9	1	2:47.617	46.182	1:18.924	42.511	150.4	28:07.687								
10	1	2:51.036	49.446	1:17.895	43.695	147.4	30:58.723								
Bogani 91 C3															
36 1. Dominique VULLIEZ															
1	1	3:33.382	1:17.007	1:31.304	45.071	116.1	3:33.382								
2	1	2:43.171	47.217	1:14.915	41.039	154.5	6:16.553								
3	1	2:42.244	48.036	1:13.434	40.774	155.4	8:58.797								
4	1	2:39.171	46.033	1:12.176	40.962	158.4	11:37.968								
5	1	2:58.718 B	49.075	1:14.507	55.136	141.1	14:36.686								
6	1	12:51.257	...	1:12.267	41.363	32.7	27:27.943								
7	1	2:38.695	47.050	1:11.339	40.306	158.9	30:06.638								
AMS 2000 SP2000															
44 1. Roland FISHER															




France Historique SPA SUMMER CLASSIC Qualifying

Sector Analysis

— Invalidated Lap ■ Personal Best ■ Session Best B Crossing the pit lane

Lap	D	Time	Sector 1	Sector 2	Sector 3	Kph	Elapsed	Lap	D	Time	Sector 1	Sector 2	Sector 3	Kph	Elapsed							
1	1	4:51.744	2:29.812	1:32.994	48.938	84.9	4:51.744	6	1	3:13.190	54.342	1:26.912	51.936	130.5	21:07.132							
2	1	3:19.076 B	53.231	1:26.920	58.925	126.7	8:10.820	7	1	3:50.674 B	1:01.516	1:38.453	1:10.705	109.3	24:57.806							
3	1	3:58.274	1:50.555	1:21.576	46.143	105.8	12:09.094	<div style="border: 1px solid black; padding: 5px; display: inline-block;">60</div> 1. Jérôme CATELIN MG B FGT1														
4	1	3:04.286	57.488	1:22.317	44.481	136.8	15:13.380															
5	1	2:55.012	51.447	1:20.555	43.010	144.1	18:08.392															
6	1	2:59.991	49.791	1:23.779	46.421	140.1	21:08.383															
7	1	2:58.775	51.571	1:20.013	47.191	141.0	24:07.158															
8	1	2:58.805	51.564	1:20.750	46.491	141.0	27:05.963															
9	1	2:55.333	51.574	1:20.291	43.468	143.8	30:01.296															
<div style="border: 1px solid black; padding: 5px; display: inline-block;">45</div> 1. Gilles RONFLARD TVR Cerbera SC90																						
1	1	4:44.651	2:06.288	1:40.026	58.337	87.0	4:44.651								1	1	4:30.758	1:58.315	1:38.049	54.394	91.5	4:30.758
2	1	3:08.851	53.277	1:29.778	45.796	133.5	7:53.502	2	1	3:18.581	58.090	1:28.704	51.787	127.0	7:49.339							
3	1	3:01.600	49.725	1:24.297	47.578	138.8	10:55.102	3	1	3:15.758	58.455	1:26.788	50.515	128.8	11:05.097							
4	1	2:58.313	49.624	1:23.483	45.206	141.4	13:53.415	4	1	3:16.870	57.894	1:28.679	50.297	128.1	14:21.967							
5	1	2:56.483	49.501	1:22.418	44.564	142.9	16:49.898	5	1	3:14.862	56.717	1:27.394	50.751	129.4	17:36.829							
6	1	2:54.046	48.299	1:19.962	45.785	144.9	19:43.944	6	1	3:13.758	56.774	1:26.607	50.377	130.1	20:50.587							
7	1	3:00.303	50.137	1:24.187	45.979	139.8	22:44.247	7	1	3:15.756	56.898	1:26.951	51.907	128.8	24:06.343							
8	1	3:24.185 B	49.076	1:22.075	1:13.034	123.5	26:08.432	8	1	3:20.059	58.828	1:29.559	51.672	126.0	27:26.402							
<div style="border: 1px solid black; padding: 5px; display: inline-block;">51</div> 1. Laurent SABATIER PORSCHE 993 GT2 SC90																						
1	1	3:27.560	1:22.019	1:23.752	41.789	119.4	3:27.560	9	1	3:16.976	58.791	1:27.344	50.841	128.0	30:43.378							
2	1	2:39.744	44.811	1:14.912	40.021	157.8	6:07.304	<div style="border: 1px solid black; padding: 5px; display: inline-block;">61</div> 1. Patrick GUILLAUME - SCH JAGUAR Type E EGT														
3	1	2:38.425	44.561	1:12.881	40.983	159.2	8:45.729															
4	1	2:41.676	44.527	1:15.169	41.980	156.0	11:27.405															
5	1	3:06.369 B	46.482	1:20.101	59.786	135.3	14:33.774															
6	1	5:20.686	3:08.148	1:26.596	45.942	78.6	19:54.460															
7	1	2:38.506	44.137	1:13.822	40.547	159.1	22:32.966															
8	1	3:14.541 B	44.419	1:25.706	1:04.416	129.6	25:47.507															
<div style="border: 1px solid black; padding: 5px; display: inline-block;">56</div> 1. Pierre-François ROUSSELC SHELBY COBRA Daytona FGT2																						
1	1	3:35.806	1:15.992	1:31.989	47.825	114.8	3:35.806								1	1	4:50.209	2:23.621	1:34.129	52.459	85.4	4:50.209
2	1	3:01.341	50.325	1:26.556	44.460	139.0	6:37.147	2	1	3:18.671	56.801	1:31.499	50.371	126.9	8:08.880							
3	1	3:00.267	49.871	1:25.390	45.006	139.9	9:37.414	3	1	3:12.836	55.451	1:27.834	49.551	130.8	11:21.716							
4	1	2:55.862	48.104	1:23.533	44.232	143.4	12:33.283	4	1	3:13.713	56.201	1:28.300	49.212	130.2	14:35.429							
5	1	2:56.156	47.980	1:23.512	44.664	143.1	15:29.439	5	1	3:13.948	55.955	1:28.447	49.546	130.0	17:49.377							
6	1	2:56.577	48.150	1:23.756	44.671	142.8	18:26.016	6	1	3:12.899	55.776	1:27.413	49.710	130.7	21:02.276							
7	1	2:59.073	48.744	1:23.178	47.151	140.8	21:25.089	7	1	3:58.774 B	56.308	1:52.440	1:10.026	105.6	25:01.050							
8	1	2:59.904	49.441	1:24.914	45.549	140.2	24:24.993	<div style="border: 1px solid black; padding: 5px; display: inline-block;">65</div> 1. Dominique RAFFIN FORD Cortina Lotus FT1														
9	1	2:59.498	48.553	1:23.765	47.180	140.5	27:24.491															
10	1	2:56.039	48.395	1:23.319	44.325	143.2	30:20.530															
<div style="border: 1px solid black; padding: 5px; display: inline-block;">59</div> 1. Stéphane DELECOUR OPEL Monza GR1																						
1	1	4:59.884	2:29.754	1:37.283	52.847	82.6	4:59.884								1	1	4:16.068	1:40.550	1:39.118	56.400	96.8	4:16.068
2	1	3:17.556	55.866	1:31.835	49.855	127.6	8:17.440								2	1	3:35.367	1:02.599	1:37.056	55.712	117.1	7:51.435
3	1	3:15.278	56.757	1:28.790	49.731	129.1	11:32.718								3	1	3:37.638	1:01.569	1:39.347	56.722	115.9	11:29.073
4	1	3:10.147	54.444	1:27.130	48.573	132.6	14:42.865								4	1	3:40.374	1:04.398	1:40.716	55.260	114.4	15:09.447
5	1	3:11.077	54.558	1:27.628	48.891	132.0	17:53.942								5	1	3:32.290	1:01.967	1:35.447	54.876	118.8	18:41.737
<div style="border: 1px solid black; padding: 5px; display: inline-block;">66</div> 1. François DEROSI ELVA mK 7s H																						
1	1	4:48.802	2:22.544	1:34.557	51.701	85.8	4:48.802	1	1	3:46.865	1:02.957	1:35.678	56.230	117.3	25:47.075							
2	1	3:03.613	51.809	1:25.883	45.921	137.3	7:52.415	2	1	3:47.543 B	1:01.457	1:31.846	1:14.240	110.8	29:34.618							
3	1	3:57.279 B	49.422	1:42.873	1:24.984	106.3	11:49.694	<div style="border: 1px solid black; padding: 5px; display: inline-block;">67</div> 1. Bernard WILHELM JAGUAR type E FGT2														
4	1	12:07.130	9:50.038	1:24.195	52.897	34.7	23:56.824															
5	1	3:03.971	56.380	1:21.709	45.882	137.1	27:00.795															
6	1	2:52.533	48.024	1:19.152	45.357	146.1	29:53.328															
7	1	2:54.659	48.800	1:20.423	45.436	144.4	32:47.987															
8	1	3:22.102	57.114	1:31.938	53.050	124.8	11:00.046															
9	1	4:16.090	1:41.410	1:41.122	53.558	96.7	4:16.090															
10	1	3:21.854	56.862	1:33.027	51.965	124.9	7:37.944															
11	1	3:22.102	57.114	1:31.938	53.050	124.8	11:00.046															




France Historique SPA SUMMER CLASSIC Qualifying

Sector Analysis

— Invalidated Lap ■ Personal Best ■ Session Best B Crossing the pit lane

Lap	D	Time	Sector 1	Sector 2	Sector 3	Kph	Elapsed	Lap	D	Time	Sector 1	Sector 2	Sector 3	Kph	Elapsed
68 1.Fabrice DELAVALT CATERHAM HPC SC90															
1	1	4:05.671	1:32.347	1:39.340	53.984	100.8	4:05.671	1	1	3:44.650	1:21.130	1:31.913	51.607	110.3	3:44.650
2	1	3:13.912	56.369	1:28.831	48.712	130.0	7:19.583	2	1	3:10.104	53.943	1:26.847	49.314	132.6	6:54.754
3	1	3:09.892	53.876	1:27.201	48.815	132.8	10:29.475	3	1	3:06.184	52.715	1:25.416	48.053	135.4	10:00.938
4	1	3:12.357	55.602	1:27.418	49.337	131.1	13:41.832	4	1	3:05.578	52.853	1:24.220	48.505	135.9	13:06.516
5	1	3:13.026	55.036	1:29.114	48.876	130.6	16:54.858	5	1	3:02.253	51.626	1:22.913	47.714	138.3	16:08.769
6	1	3:12.843	55.632	1:26.806	50.405	130.7	20:07.701	6	1	3:01.573	52.207	1:22.470	46.896	138.9	19:10.342
7	1	3:14.808	56.871	1:27.846	50.091	129.4	23:22.509	7	1	3:02.582	51.400	1:22.690	48.492	138.1	22:12.924
8	1	3:11.308	56.242	1:26.260	48.806	131.8	26:33.817	8	1	3:02.884	52.704	1:23.385	46.795	137.9	25:15.808
9	1	3:10.342	55.206	1:26.064	49.072	132.5	29:44.159	9	1	3:22.062	51.356	1:24.402	1:06.304	124.8	28:37.870
10	1	3:12.317	56.822	1:26.022	49.473	131.1	32:56.476	10	1	3:04.446	52.894	1:22.126	49.426	136.7	31:42.316
69 1.Laurent PAULUS 2.Jean-Sébastien POMART MG B FGT1															
1	1	4:37.789	1:56.873	1:43.914	57.002	89.2	4:37.789	1	1	5:08.776	2:48.735	1:31.102	48.939	80.2	5:08.776
2	1	3:35.639	1:03.770	1:36.477	55.392	116.9	8:13.428	2	1	3:03.878	51.647	1:24.153	48.078	137.1	8:12.654
3	1	3:32.453	1:04.202	1:34.373	53.878	118.7	11:45.881	3	1	2:53.282	50.163	1:18.869	44.250	145.5	11:05.936
4	1	3:39.554	1:03.053	1:33.711	1:02.790	114.8	15:25.435	4	1	2:51.120	49.398	1:18.132	43.590	147.3	13:57.056
5	1	5:14.220	2:45.586	1:34.415	54.219	80.2	20:39.655	5	1	3:23.899	48.680	1:25.433	1:09.786	123.7	17:20.955
6	1	3:29.855	1:02.343	1:33.418	54.094	120.2	24:09.510	6	1	4:08.800	2:07.773	1:17.957	43.070	101.3	21:29.755
7	1	3:28.394	1:01.874	1:32.867	53.653	121.0	27:37.904	7	1	2:47.620	48.042	1:17.311	42.267	150.4	24:17.375
8	1	3:27.261	1:01.327	1:32.582	53.352	121.7	31:05.165	8	1	2:49.837	49.362	1:17.272	43.203	148.5	27:07.212
9	1	3:25.001	1:01.874	1:32.867	53.653	121.0	29:52.213	9	1	2:45.001	47.494	1:15.020	42.487	152.8	29:52.213
10	1	2:44.699	47.414	1:14.994	42.291	153.1	32:36.912	10	1	2:44.699	47.414	1:14.994	42.291	153.1	32:36.912
73 1.Patrick BOURGUIGNON 2.Alain MIRAN BMW 530i US GR1															
1	1	4:49.231	2:21.187	1:32.673	55.371	85.7	4:49.231	1	1	5:02.241	2:31.049	1:37.072	54.120	82.0	5:02.241
2	1	3:22.321	58.160	1:32.565	51.596	124.6	8:11.552	2	1	3:14.211	54.921	1:30.937	48.353	129.8	8:16.452
3	1	3:17.725	57.309	1:29.188	51.228	127.5	11:29.277	3	1	3:05.941	51.940	1:26.510	47.491	135.6	11:22.393
4	1	3:39.821	1:02.246	1:31.684	1:05.891	114.7	15:09.098	4	1	2:59.998	49.824	1:23.843	46.331	140.1	14:22.391
5	1	5:27.495	3:02.588	1:32.933	51.974	77.0	20:36.593	5	1	2:57.625	50.116	1:22.873	44.636	142.0	17:20.016
6	1	3:21.824	58.474	1:31.243	52.107	124.9	23:58.417	6	1	2:57.085	50.501	1:21.246	45.338	142.4	20:17.101
7	1	3:26.114	1:02.442	1:31.334	52.338	122.3	27:24.531	7	1	3:39.336	58.794	1:32.152	1:08.390	115.0	23:56.437
8	1	3:19.329	57.114	1:31.670	50.545	126.5	30:43.860	8	1	3:11.732	1:02.058	1:25.119	44.555	131.5	27:08.169
9	1	2:52.653	48.113	1:21.079	43.461	146.0	30:00.822	9	1	2:52.653	48.113	1:21.079	43.461	146.0	30:00.822
75 1.Thierry DE BONHOME 2.Guy BRIEVEN CITROËN AX Sport SC80															
1	1	5:10.105	2:33.643	1:39.982	56.480	79.9	5:10.105	1	1	3:39.838	1:19.277	1:30.278	50.283	112.7	3:39.838
2	1	3:39.733	1:06.771	1:36.264	56.698	114.7	8:49.838	2	1	3:08.429	55.039	1:24.988	48.402	133.8	6:48.267
3	1	3:48.782	1:06.041	1:37.720	1:05.021	110.2	12:38.620	3	1	3:08.248	54.220	1:24.874	49.154	133.9	9:56.515
4	1	5:27.592	2:48.952	1:38.999	59.641	77.0	18:06.212	4	1	3:18.113	54.657	1:24.946	48.510	127.3	13:14.628
5	1	3:43.587	1:08.122	1:37.418	58.047	112.8	21:49.799	5	1	4:50.901	2:28.667	1:32.593	49.641	86.7	18:05.529
6	1	3:44.544	1:08.747	1:36.500	59.297	112.3	25:34.343	6	1	3:15.512	53.130	1:32.317	50.065	129.0	21:21.041
7	1	3:41.896	1:08.017	1:35.562	58.317	113.6	29:16.239	7	1	3:19.116	55.760	1:32.519	50.837	126.6	24:40.157
8	1	3:44.568	1:09.162	1:36.706	58.700	112.3	33:00.807	8	1	3:17.798	55.590	1:33.240	48.968	127.5	27:57.955
9	1	3:14.468	54.492	1:30.232	49.744	129.7	31:12.423	9	1	3:14.468	54.492	1:30.232	49.744	129.7	31:12.423
77 1.Laurent TRICHET LOTUS Elise S1 SC90															
1	1	3:44.650	1:21.130	1:31.913	51.607	110.3	3:44.650	1	1	3:44.650	1:21.130	1:31.913	51.607	110.3	3:44.650
2	1	3:10.104	53.943	1:26.847	49.314	132.6	6:54.754	2	1	3:10.104	53.943	1:26.847	49.314	132.6	6:54.754
3	1	3:06.184	52.715	1:25.416	48.053	135.4	10:00.938	3	1	3:06.184	52.715	1:25.416	48.053	135.4	10:00.938
4	1	3:05.578	52.853	1:24.220	48.505	135.9	13:06.516	4	1	3:05.578	52.853	1:24.220	48.505	135.9	13:06.516
5	1	3:02.253	51.626	1:22.913	47.714	138.3	16:08.769	5	1	3:02.253	51.626	1:22.913	47.714	138.3	16:08.769
6	1	3:01.573	52.207	1:22.470	46.896	138.9	19:10.342	6	1	3:01.573	52.207	1:22.470	46.896	138.9	19:10.342
7	1	3:02.582	51.400	1:22.690	48.492	138.1	22:12.924	7	1	3:02.582	51.400	1:22.690	48.492	138.1	22:12.924
8	1	3:02.884	52.704	1:23.385	46.795	137.9	25:15.808	8	1	3:02.884	52.704	1:23.385	46.795	137.9	25:15.808
9	1	3:22.062	51.356	1:24.402	1:06.304	124.8	28:37.870	9	1	3:22.062	51.356	1:24.402	1:06.304	124.8	28:37.870
10	1	3:04.446	52.894	1:22.126	49.426	136.7	31:42.316	10	1	3:04.446	52.894	1:22.126	49.426	136.7	31:42.316
84 1.Sébastien MATHIEU 2.Mathias CAZAUX BMW M3 E36 GTR SC90															
1	1	5:08.776	2:48.735	1:31.102	48.939	80.2	5:08.776	1	1	5:08.776	2:48.735	1:31.102	48.939	80.2	5:08.776
2	1	3:03.878	51.647	1:24.153	48.078	137.1	8:12.654	2	1	3:03.878	51.647	1:24.153	48.078	137.1	8:12.654
3	1	2:53.282	50.163	1:18.869	44.250	145.5	11:05.936	3	1	2:53.282	50.163	1:18.869	44.250	145.5	11:05.936
4	1	2:51.120	49.398	1:18.132	43.590	147.3	13:57.056	4	1	2:51.120	49.398	1:18.132	43.590	147.3	13:57.056
5	1	3:23.899	48.680	1:25.433	1:09.786	123.7	17:20.955	5	1	3:23.899	48.680	1:25.433	1:09.786	123.7	17:20.955
6	1	4:08.800	2:07.773	1:17.957	43.070	101.3	21:29.755	6	1	4:08.800	2:07.773	1:17.957	43.070	101.3	21:29.755
7	1	2:47.620	48.042	1:17.311	42.267	150.4	24:17.375	7	1	2:47.620	48.042	1:17.311	42.267	150.4	24:17.375
8	1	2:49.837	49.362	1:17.272	43.203	148.5	27:07.212	8	1	2:49.837	49.362	1:17.272	43.203	148.5	27:07.212
9	1	2:45.001	47.494	1:15.020	42.487	152.8	29:52.213	9	1	2:45.001	47.494	1:15.020	42.487	152.8	29:52.213
10	1	2:44.699	47.414	1:14.994	42.291	153.1	32:36.912	10	1	2:44.699	47.414	1:14.994	42.291	153.1	32:36.912
87 1.Patrick FUET BMW E36 C SC90															
1	1	5:02.241	2:31.049	1:37.072	54.120	82.0	5:02.241	1	1	5:02.241	2:31.049	1:37.072	54.120	82.0	5:02.241
2	1	3:14.211	54.921	1:30.937	48.353	129.8	8:16.452	2	1	3:14.211	54.921	1:30.937	48.353	129.8	8:16.452
3	1	3:05.941	51.940	1:26.510	47.491	135.6	11:22.393	3	1	3:05.941	51.940	1:26.510	47.491	135.6	11:22.393
4	1	2:59.998	49.824	1:23.843	46.331	140.1	14:22.391	4	1	2:59.998	49.824	1:23.843	46.331	140.1	14:22.391
5	1	2:57.625	50.116	1:22.873	44.636	142.0	17:20.016	5	1	2:57.625	50.116	1:22.873	44.636	142.0	17:20.016
6	1	2:57.085	50.501	1:21.246	45.338	142.4	20:17.101	6	1	2:57.085	50.501	1:21.246	45.338	142.4	20:17.101
7	1	3:39.336	58.794	1:32.152	1:08.390	115.0	23:56.437	7	1	3:39.336	58.794	1:32.152	1:08.390	115.0	23:56.437
8	1	3:11.732	1:02.058												




France Historique SPA SUMMER CLASSIC Qualifying

Sector Analysis

— Invalidated Lap ■ Personal Best ■ Session Best B Crossing the pit lane

Lap	D	Time	Sector 1	Sector 2	Sector 3	Kph	Elapsed	Lap	D	Time	Sector 1	Sector 2	Sector 3	Kph	Elapsed	
97	1.Thierry CUYNET							AUDI S2 SC90	3	1	3:03.004	50.545	1:21.355	51.104	137.8	11:12.458
	1	1	4:25.381	1:54.102	1:37.305	53.974	93.4	4:25.381	4	1	2:57.945	50.845	1:22.044	45.056	141.7	14:10.403
	2	1	3:06.249	51.856	1:26.609	47.784	135.4	7:31.630	5	1	2:54.461	49.678	1:19.861	44.922	144.5	17:04.864
	3	1	3:00.078	50.519	1:23.433	46.126	140.0	10:31.708	6	1	4:16.531 B	1:10.828	1:43.677	1:22.026	98.3	21:21.395
	4	1	2:57.326	50.022	1:22.701	44.603	142.2	13:29.034								
	5	1	2:56.497	50.230	1:21.005	45.262	142.9	16:25.531								
143	1.Damien SIONNEAU							LOTUS Elan FGT1								
	1	1	4:29.802	1:59.178	1:38.651	51.973	91.8	4:29.802								
	2	1	3:12.204	54.312	1:28.458	49.434	131.2	7:42.006								
	3	1	3:10.135	53.470	1:27.416	49.249	132.6	10:52.141								
	4	1	3:26.407 B	53.741	1:28.986	1:03.680	122.2	14:18.548								
	5	1	5:12.360	2:52.501	1:29.083	50.776	80.7	19:30.908								
	6	1	3:08.688	52.855	1:27.028	48.805	133.6	22:39.596								
	7	1	3:09.045	52.670	1:26.874	49.501	133.4	25:48.641								
	8	1	3:06.929	52.539	1:25.836	48.554	134.9	28:55.570								
	9	1	3:06.601	52.314	1:25.324	48.963	135.1	32:02.171								
169	1.Pascal FACHINETTI							CHEVROLET Camaro SC60								
	1	1	3:56.663	1:28.768	1:36.055	51.840	104.7	3:56.663								
	2	1	3:07.365	53.444	1:27.023	46.898	134.6	7:04.028								
	3	1	3:00.644	51.203	1:23.117	46.324	139.6	10:04.672								
	4	1	2:58.362	50.218	1:22.219	45.925	141.4	13:03.034								
	5	1	2:58.520	49.755	1:23.869	44.896	141.2	16:01.554								
	6	1	2:59.164	49.523	1:23.951	45.690	140.7	19:00.718								
	7	1	2:59.243	50.767	1:22.742	45.734	140.7	21:59.961								
	8	1	2:58.862	50.966	1:21.779	46.117	141.0	24:58.823								
	9	1	2:56.180	49.211	1:22.414	44.555	143.1	27:55.003								
	10	1	2:58.081	49.570	1:22.918	45.593	141.6	30:53.084								
186	1.Olivier KIRTEN							APACHE 86S SP2000								
	1	1	4:47.191	2:07.037	1:39.671	1:00.483	86.3	4:47.191								
	2	1	3:13.734	59.360	1:27.604	46.770	130.1	8:00.925								
	3	1	2:59.969	53.379	1:21.585	45.005	140.1	11:00.894								
	4	1	3:02.190	56.956	1:19.467	45.767	138.4	14:03.084								
	5	1	2:54.352	52.604	1:16.766	44.982	144.6	16:57.436								
	6	1	3:01.175	53.647	1:21.328	46.200	139.2	19:58.611								
	7	1	2:53.326	51.845	1:16.214	45.267	145.5	22:51.937								
	8	1	2:55.147	51.214	1:16.734	47.199	144.0	25:47.084								
	9	1	2:52.630	51.239	1:16.675	44.716	146.1	28:39.714								
	10	1	2:56.581	51.912	1:18.952	45.717	142.8	31:36.295								
312	1.Nicolas GRUE							CHEVROLET Monza SC70								
	1	1	4:54.699	2:25.579	1:36.540	52.580	84.1	4:54.699								
	2	1	3:14.755	56.953	1:28.888	48.914	129.5	8:09.454								
333	1.Laurent GILLES							CATERHAM Superseven SC90								
	1	1	3:55.544	1:21.462	1:40.190	53.892	105.2	3:55.544								
	2	1	3:26.325	1:00.377	1:35.244	50.704	122.2	7:21.869								
	3	1	3:17.819	57.106	1:29.941	50.772	127.5	10:39.688								
	4	1	3:20.277	56.914	1:32.192	51.171	125.9	13:59.965								
	5	1	3:12.964	56.195	1:27.338	49.431	130.7	17:12.929								
	6	1	3:18.440	59.515	1:29.065	49.860	127.1	20:31.369								
	7	1	3:23.607	55.815	1:27.644	1:00.148	123.8	23:54.976								
	8	1	3:20.175	1:04.302	1:26.613	49.260	126.0	27:15.151								
9	1	3:17.711	55.035	1:30.895	51.781	127.5	30:32.862									
336	1.Thierry LORTAL							CATERHAM Superseven SC90								
	1	1	4:05.195	1:35.089	1:37.049	53.057	101.0	4:05.195								
	2	1	3:11.978	55.248	1:27.749	48.981	131.3	7:17.173								
	3	1	3:04.747	52.103	1:24.293	48.351	136.5	10:21.920								
	4	1	3:03.334	52.016	1:23.992	47.326	137.5	13:25.254								
	5	1	3:01.110	51.615	1:22.875	46.620	139.2	16:26.364								
	6	1	3:02.677	51.251	1:23.502	47.924	138.0	19:29.041								
	7	1	3:02.678	52.681	1:22.814	47.183	138.0	22:31.719								
	8	1	3:01.245	51.573	1:22.122	47.550	139.1	25:32.964								
	9	1	2:57.543	50.308	1:20.945	46.290	142.0	28:30.507								
	10	1	2:58.730	50.769	1:21.568	46.393	141.1	31:29.237								
366	1.Christian DANNE 2.Jacques REGNAULT							BMW M3 GTR SC90								
	1	1	4:46.517	2:11.020	1:38.796	56.701	86.5	4:46.517								
	2	1	2:58.933	52.288	1:20.953	45.692	140.9	7:45.450								
	3	1	2:51.907	49.160	1:18.617	44.130	146.7	10:37.357								
	4	1	2:48.897	47.780	1:17.086	44.031	149.3	13:26.254								
	5	1	2:46.611	47.332	1:15.948	43.331	151.3	16:12.865								
	6	1	3:30.134 B	54.730	1:25.310	1:10.094	120.0	19:42.999								
	7	1	6:34.364	4:22.061	1:25.074	47.229	63.9	26:17.363								
	8	1	2:58.878	52.032	1:20.264	46.582	141.0	29:16.241								
	9	1	2:54.243	49.253	1:20.091	44.899	144.7	32:10.484								
	375	1.Vincent DELARCHE							ALFA ROMEO 75 America SC90							
1		1	3:54.542	1:25.993	1:37.695	50.854	105.6	3:54.542								
2		1	3:09.297	54.551	1:26.196	48.550	133.2	7:03.839								
3		1	3:04.485	53.451	1:23.861	47.173	136.7	10:08.324								
4		1	3:00.577	52.235	1:22.325	46.017	139.6	13:08.901								
5		1	2:58.748	51.256	1:21.536	45.956	141.1	16:07.649								
6		1	2:59.674	51.240	1:22.606	45.828	140.3	19:07.323								
7		1	3:05.222	51.749	1:22.825	50.648	136.1	22:12.545								
8		1	3:00.923	52.159	1:22.375	46.389	139.4	25:13.468								



France Historique SPA SUMMER CLASSIC Qualifying

Sector Analysis

— Invalidated Lap ■ Personal Best ■ Session Best **B** Crossing the pit lane

Lap	D	Time	Sector 1	Sector 2	Sector 3	Kph	Elapsed	Lap	D	Time	Sector 1	Sector 2	Sector 3	Kph	Elapsed
9	1	3:10.309	51.163	1:27.732	51.414	132.5	28:23.777								
10	1	3:16.514	56.780	1:29.908	49.826	128.3	31:40.291								

430
1.Philippe RAFFIN

FERRARI 430 Challenge
 GTC

1	1	3:58.823	1:23.783	1:42.430	52.610	103.7	3:58.823
2	1	3:13.756	55.257	1:30.389	48.110	130.1	7:12.579
3	1	3:10.957	51.602	1:28.866	50.489	132.0	10:23.536
4	1	3:04.372	51.212	1:25.874	47.286	136.8	13:27.908
5	1	3:04.467	52.610	1:25.396	46.461	136.7	16:32.375
6	1	3:02.053	49.484	1:26.326	46.243	138.5	19:34.428
7	1	3:06.288	50.701	1:27.046	48.541	135.4	22:40.716
8	1	3:08.894	52.524	1:28.104	48.266	133.5	25:49.610
9	1	3:07.159	52.606	1:26.350	48.203	134.7	28:56.769
10	1	3:07.169	52.375	1:25.794	49.000	134.7	32:03.938

911
1.Raphaël DE BORMAN
2.Christophe VAN RIET

PORSCHE 996 GT3 Cup
 SC90

1	1	3:14.460	1:04.035	1:25.687	44.738	127.4	3:14.460
2	1	2:46.973	47.480	1:17.372	42.121	151.0	6:01.433
3	1	2:43.443	46.454	1:14.844	42.145	154.3	8:44.876
4	1	2:58.807 B	47.320	1:17.289	54.198	141.0	11:43.683
5	1	4:54.314	2:54.132	1:18.207	41.975	85.7	16:37.997
6	1	2:42.518	46.386	1:14.396	41.736	155.1	19:20.515
7	1	2:40.494	45.344	1:13.940	41.210	157.1	22:01.009
8	1	2:46.905	48.957	1:14.969	42.979	151.1	24:47.914
9	1	2:41.900	46.654	1:13.402	41.844	155.7	27:29.814
10	1	2:48.590	50.014	1:15.859	42.717	149.6	30:18.404