


# France Historique SPA SUMMER CLASSIC Race

## Sector Analysis

— Invalidated Lap    ■ Personal Best    ■ Session Best    ■ Crossing the pit lane

Lap	D	Time	Sector 1	Sector 2	Sector 3	Kph	Elapsed	Lap	D	Time	Sector 1	Sector 2	Sector 3	Kph	Elapsed	
1. Jossierand DE MURARD NORMA M14 BMW CN								7. Walter ANTONACCI LUCCHINI SN87 H								
1	1	4:10.239	B	1:20.194	1:42.913	1:07.132	99.0	4:10.239	1	4:36.616	1:48.554	1:46.791	1:01.271	89.6	4:36.616	
2	1	9:51.020		7:30.332	1:30.581	50.107	42.7	14:01.259	2	4:18.593	1:07.070	1:49.514	1:22.009	97.5	8:55.209	
3	1	3:08.647		51.933	1:27.629	49.085	133.7	17:09.906	3	3:49.608	1:08.196	1:42.025	59.387	109.8	12:44.817	
4	1	3:26.992		52.991	1:32.933	1:01.068	121.8	20:36.898	4	3:28.977	58.160	1:35.634	55.183	120.7	16:13.794	
5	1	3:53.811		1:02.456	1:47.867	1:03.488	107.8	24:30.709	5	3:29.425	58.798	1:32.995	57.632	120.4	19:43.219	
6	1	3:52.342	B	1:04.413	1:40.721	1:07.208	108.5	28:23.051	6	3:51.554	1:01.946	1:40.914	1:08.694	108.9	23:34.773	
7	1	6:23.575		4:07.386	1:26.212	49.977	65.7	34:46.626	7	3:51.267	1:10.060	1:41.775	59.432	109.0	27:26.040	
8	1	3:06.083		51.852	1:26.717	47.514	135.5	37:52.709	8	3:45.100	B	59.346	1:37.819	1:07.935	112.0	31:11.140
9	1	3:09.945		51.300	1:28.641	50.004	132.7	41:02.654	9	7:54.961	5:21.726	1:37.052	56.183	53.1	39:06.101	
10	1	3:05.364		51.287	1:25.549	48.528	136.0	44:08.018	10	3:31.200	1:01.589	1:35.086	54.525	119.4	42:37.301	
11	1	3:20.448		50.348	1:33.621	56.479	125.8	47:28.466	11	3:27.493		56.554	1:33.838	57.101	121.5	46:04.794
12	1	3:45.520		1:04.234	1:42.550	58.736	111.8	51:13.986	12	3:36.548	1:07.017	1:34.855	54.676	116.4	49:41.342	
13	1	3:32.097		1:05.047	1:39.803	47.247	118.9	54:46.083	13	3:35.450	58.858	1:39.523	57.069	117.0	53:16.792	
14	1	3:01.588		49.550	1:25.513	46.525	138.9	57:47.671	14	3:29.542	57.528	1:38.298	53.716	120.3	56:46.334	
15	1	3:03.398		50.575	1:25.063	47.760	137.5	1:00:51.069	15	3:23.736	57.379	1:32.862	53.495	123.8	1:00:10.070	
16	1	3:05.066		51.869	1:25.951	47.246	136.2	1:03:56.135	16	3:20.021	56.593	1:30.666	52.762	126.1	1:03:30.091	
2. Eric EXCOFFIER 2. Clément EXCOFFIER CHEVROLET Corvette C3 GT81								9. Glenn DUDLEY LOLA T87/90 C3								
1	1	4:22.167		1:33.808	1:43.177	1:05.182	94.5	4:22.167	1	4:10.059	1:25.501	1:43.281	1:01.277	99.1	4:10.059	
2	1	4:19.676		1:01.256	1:58.288	1:20.132	97.1	8:41.843	2	4:25.893	1:08.061	1:59.422	1:18.410	94.8	8:35.952	
3	1	3:45.726		1:07.087	1:42.848	55.791	111.7	12:27.569	3	3:46.419	1:05.637	1:44.376	56.406	111.4	12:22.371	
4	1	3:24.007		55.105	1:35.659	53.243	123.6	15:51.576	4	3:18.053	54.301	1:31.236	52.516	127.3	15:40.424	
5	1	8:53.480	B	57.609	6:43.518	1:12.353	47.3	24:45.056	5	3:18.613	54.851	1:31.327	52.435	127.0	18:59.037	
6	1	9:56.993		7:00.563	1:54.838	1:01.592	42.2	34:42.049	6	3:28.783	58.220	1:35.200	55.363	120.8	22:27.820	
7	1	3:50.238		1:03.442	1:46.940	59.856	109.5	38:32.287	7	3:27.174	58.430	1:33.463	55.281	121.7	25:54.994	
8	1	3:43.717		1:03.458	1:41.671	58.588	112.7	42:16.004	8	3:21.094	57.143	1:31.576	52.375	125.4	29:16.088	
9	1	3:45.554		59.827	1:44.815	1:00.912	111.8	46:01.558	9	3:19.799	56.987	1:30.598	52.214	126.2	32:35.887	
4. Jacques ROUX PORSCHE 924S SC80								11. Laurent DALLET BMW 530i US GRT								
1	1	4:47.671		1:49.268	1:55.166	1:03.237	86.1	4:47.671	1	4:58.434	1:57.713	1:54.320	1:06.401	83.0	4:58.434	
2	1	4:09.772		1:03.617	1:45.710	1:20.445	100.9	8:57.443	2	4:06.674	1:06.521	1:45.189	1:14.964	102.2	9:05.108	
3	1	3:50.434		1:07.186	1:43.675	59.573	109.4	12:47.877	3	3:54.607	1:08.086	1:46.253	1:00.268	107.5	12:59.715	
4	1	3:37.674		1:00.256	1:37.425	59.993	115.8	16:25.551	4	4:00.637	1:00.811	2:01.469	58.357	104.8	17:00.352	
5	1	3:49.957		1:04.731	1:44.890	1:00.336	109.6	20:15.508	5	3:49.899	1:03.386	1:44.976	1:01.537	109.7	20:50.251	
6	1	3:39.939		1:03.918	1:38.615	57.406	114.6	23:55.447	6	3:51.140	1:06.462	1:44.916	59.762	109.1	24:41.391	
7	1	3:45.785		1:03.469	1:43.224	59.092	111.7	27:41.232	7	3:40.866	1:01.082	1:41.211	58.573	114.2	28:22.257	
8	1	3:34.975		1:01.477	1:37.986	55.512	117.3	31:16.207	8	3:44.356	1:00.405	1:44.829	59.122	112.4	32:06.613	
9	1	3:32.240		59.268	1:37.537	55.435	118.8	34:48.447	9	3:53.153	B	1:00.942	1:43.917	1:08.294	108.1	35:59.766
10	1	3:35.638		1:00.128	1:39.761	55.749	116.9	38:24.085	10	7:30.377	4:50.450	1:43.176	56.751	56.0	43:30.143	
11	1	3:32.386		58.622	1:35.844	57.920	118.7	41:56.471	11	3:44.417	1:00.717	1:44.283	59.417	112.4	47:14.560	
12	1	3:30.600		58.839	1:36.414	55.347	119.7	45:27.071								
13	1	4:12.045	B	1:05.529	1:50.842	1:15.674	100.0	49:39.116								
14	1	7:22.988		4:52.114	1:36.344	54.530	56.9	57:02.104								
15	1	3:28.625		57.775	1:36.620	54.230	120.9	1:00:30.729								
16	1	3:26.290		57.531	1:34.771	53.988	122.2	1:03:57.019								



# France Historique SPA SUMMER CLASSIC Race

## Sector Analysis

— Invalidated Lap    ■ Personal Best    ■ Session Best    B Crossing the pit lane

Lap	D	Time	Sector 1	Sector 2	Sector 3	Kph	Elapsed	Lap	D	Time	Sector 1	Sector 2	Sector 3	Kph	Elapsed
12	1	3:44.612	1:03.012	1:44.021	57.579	112.3	50:59.172	9	1	3:08.800	52.227	1:27.261	49.312	133.5	33:54.139
13	1	3:45.458	1:04.057	1:44.829	56.572	111.8	54:44.630	10	1	3:18.097 B	52.333	1:27.436	58.328	127.3	37:12.236
14	1	<b>3:38.175</b>	<b>59.914</b>	1:41.985	<b>56.276</b>	115.6	58:22.805	11	1	6:29.684	4:13.666	1:27.514	48.504	64.7	43:41.920
15	1	3:40.650	1:01.150	1:41.344	58.156	114.3	1:02:03.455	12	1	3:26.128	51.184	1:34.755	1:00.189	122.3	47:08.048

12		LUCCHINI SP94 CN													
1. Stéphane NGUYEN															
1	1	3:59.785	1:16.353	1:44.796	58.636	103.3	3:59.785								
2	1	4:34.716	1:16.266	1:59.916	1:18.534	91.8	8:34.501								
3	1	4:03.517	1:05.287	1:44.180	1:14.050	103.5	12:38.018								
4	1	3:19.823	53.315	1:36.659	49.849	126.2	15:57.841								
5	1	3:23.452 B	51.785	1:32.357	59.310	123.9	19:21.293								
6	1	10:21.633	7:55.222	1:35.686	50.725	40.6	29:42.926								
7	1	3:03.007	50.305	1:25.205	47.497	137.8	32:45.933								
8	1	3:03.671	50.037	1:25.781	47.853	137.3	35:49.604								
9	1	3:03.517	49.947	1:24.294	49.276	137.4	38:53.121								
10	1	3:04.382	51.520	1:25.243	47.619	136.7	41:57.503								
11	1	2:59.339	50.430	1:23.138	45.771	140.6	44:56.842								
12	1	3:24.303	50.903	1:32.961	1:00.439	123.4	48:21.145								
13	1	3:53.861	1:08.493	1:43.395	1:01.973	107.8	52:15.006								
14	1	3:26.943	1:08.471	1:32.843	45.629	121.8	55:41.949								
15	1	2:58.271	49.444	1:22.174	46.653	141.4	58:40.220								
16	1	2:54.429	48.850	<b>1:21.144</b>	44.435	144.6	1:01:34.649								
17	1	<b>2:53.504</b>	<b>47.929</b>	1:21.554	<b>44.021</b>	145.3	1:04:28.153								

13		ACE PB 74s H													
1. Bernard GARSOU															
1	1	4:27.735	1:37.072	1:43.411	1:07.252	92.5	4:27.735								
2	1	4:21.867	1:06.863	1:53.009	1:21.995	96.3	8:49.602								
3	1	3:46.952	1:04.165	1:44.409	58.378	111.1	12:36.554								
4	1	3:27.452	55.791	1:38.789	52.872	121.5	16:04.006								
5	1	3:25.260	54.226	1:34.146	56.888	122.8	19:29.266								
6	1	4:00.131	1:04.705	1:48.268	1:07.158	105.0	23:29.397								
7	1	4:05.225 B	1:08.086	1:45.100	1:12.039	102.8	27:34.622								
8	1	8:07.579	5:41.079	1:33.757	52.743	51.7	35:42.201								
9	1	3:18.143	58.212	1:29.986	49.945	127.3	39:00.344								
10	1	3:24.383 B	54.416	1:25.952	1:04.015	123.4	42:24.727								
11	1	7:00.784	4:07.191	1:50.130	1:03.463	59.9	49:25.511								
12	1	3:46.111	1:05.937	1:43.495	56.679	111.5	53:11.622								
13	1	<b>3:04.848</b>	53.641	<b>1:23.635</b>	<b>47.572</b>	136.4	56:16.470								
14	1	3:08.003	52.515	1:25.677	49.811	134.1	59:24.473								
15	1	3:12.923	<b>52.396</b>	1:29.785	50.742	130.7	1:02:37.396								


16		PORSCHE 966 Cup SC90													
1. Michaël DESMAËLE															
2. Julien GRENET															
1	1	4:21.304 B	1:26.096	1:45.078	1:10.130	94.8	4:21.304								
2	1	5:23.370	2:55.452	1:38.967	48.951	78.0	9:44.674								
3	1	3:24.670	53.216	1:29.726	1:01.728	123.2	13:09.344								
4	1	3:21.251	59.186	1:31.403	50.662	125.3	16:30.595								
5	1	3:19.117	53.181	1:29.745	56.191	126.6	19:49.712								
6	1	3:48.678	58.992	1:41.742	1:07.944	110.3	23:38.390								
7	1	3:52.738	1:10.191	1:41.941	1:00.606	108.3	27:31.128								
8	1	3:14.211	54.720	1:30.940	48.551	129.8	30:45.339								

9	1	3:08.800	52.227	1:27.261	49.312	133.5	33:54.139
10	1	3:18.097 B	52.333	1:27.436	58.328	127.3	37:12.236
11	1	6:29.684	4:13.666	1:27.514	48.504	64.7	43:41.920
12	1	3:26.128	51.184	1:34.755	1:00.189	122.3	47:08.048
13	1	3:48.559	1:06.979	1:41.655	59.925	110.3	50:56.607
14	1	3:34.908	1:05.792	1:40.483	48.633	117.3	54:31.515
15	1	3:02.360	50.140	1:25.288	<b>46.932</b>	138.3	57:33.875
16	1	<b>3:01.874</b>	<b>49.370</b>	<b>1:24.754</b>	47.750	138.6	1:00:35.749
17	1	3:03.211	50.504	1:24.992	47.715	137.6	1:03:38.960

18		PORSCHE 964 RSR SC90													
1. Patrick DELANNOY															
1	1	13:08.097				31.4	13:08.097								
2	1	<b>3:19.115</b>				126.6	16:27.212								
3	1	3:19.734				126.2	19:46.946								
4	1	3:49.504	<b>1:00.010</b>			109.9	23:36.450								
5	1	4:01.601 B				104.4	27:38.051								

19		PORSCHE 911-964 SC80													
1. Pierre-Yves GAUTIER															
1	1	4:57.182	1:57.570	1:54.030	1:05.582	83.4	4:57.182								
2	1	4:06.487	1:06.507	1:43.997	1:15.983	102.3	9:03.669								
3	1	3:54.602	1:07.643	1:47.349	59.610	107.5	12:58.271								
4	1	3:41.712	<b>1:00.858</b>	<b>1:40.557</b>	1:00.297	113.7	16:39.983								
5	1	3:42.503	1:01.577	1:42.750	58.176	113.3	20:22.486								
6	1	4:01.478 B	1:02.461	1:42.955	1:16.062	104.4	24:23.964								
7	1	7:10.963	4:24.688	1:46.151	1:00.124	58.5	31:34.927								
8	1	3:41.846	1:02.058	1:41.357	58.431	113.7	35:16.773								
9	1	4:07.910	1:24.644	1:43.392	59.874	101.7	39:24.683								
10	1	3:43.969	1:02.806	1:42.602	58.561	112.6	43:08.652								
11	1	3:53.197	1:04.026	1:49.769	59.402	108.1	47:01.849								
12	1	3:50.553	1:01.578	1:47.951	1:01.024	109.4	50:52.402								
13	1	4:13.324	1:06.509	2:06.545	1:00.270	99.5	55:05.726								
14	1	3:42.346	1:01.533	1:43.684	<b>57.129</b>	113.4	58:48.072								
15	1	<b>3:40.482</b>	1:02.301	1:40.898	57.283	114.4	1:02:28.554								

20		TRIUMPH TR4 FGT2													
1. Jean-Pierre FAZI															
1	1	5:00.383	1:59.590	1:54.572	1:06.221	82.5	5:00.383								
2	1	4:05.325	1:10.147	1:45.126	1:10.052	102.8	9:05.708								
3	1	3:59.684	1:09.731	1:46.659	1:03.294	105.2	13:05.392								
4	1	4:00.510	1:15.640	1:44.747	1:00.123	104.8	17:05.902								
5	1	3:54.762	1:06.182	1:45.086	1:03.494	107.4	21:00.664								
6	1	3:54.646	1:06.432	1:45.426	1:02.788	107.5	24:55.310								
7	1	3:52.162	1:05.932	1:43.775	1:02.455	108.6	28:47.472								
8	1	3:51.060	1:05.520	1:44.503	1:01.037	109.1	32:38.532								
9	1	3:50.628	1:07.221	<b>1:42.878</b>	1:00.529	109.3	36:29.160								
10	1	3:49.245	1:06.770	1:43.010	59.465	110.0	40:18.405								
11	1	3:56.853	1:07.974	1:46.147	1:02.732	106.5	44:15.258								
12	1	4:01.426	1:08.907	1:48.875	1:03.644	104.4	48:16.684								
13	1	3:53.788	1:06.631	1:45.451	1:01.706	107.9	52:10.472								
14	1	4:09.183 B	1:07.825	1:48.048	1:13.310	101.2	56:19.655								
15	1	4:09.637	1:23.151	1:46.315	1:00.171	101.0	1:00:29.292								




# France Historique SPA SUMMER CLASSIC Race

## Sector Analysis

— Invalidated Lap    ■ Personal Best    ■ Session Best    ■ Crossing the pit lane

Lap	D	Time	Sector 1	Sector 2	Sector 3	Kph	Elapsed	Lap	D	Time	Sector 1	Sector 2	Sector 3	Kph	Elapsed
<div style="border: 1px solid black; padding: 5px; display: inline-block; font-weight: bold; font-size: 24px;">27</div> <b>1. Jean-Marc BREUGNOT</b> PORSCHE 911 SC SC70								2	1	4:21.422	1:02.928	1:58.905	1:19.589	96.4	8:39.667
1	1	3:46.428	1:04.943	1:43.065	58.420	111.4	1:04:15.720								
2	1	4:06.622	1:07.144	1:44.490	1:14.988	102.2	9:01.741								
3	1	3:55.562	1:08.483	1:47.446	59.633	107.0	12:57.303								
4	1	3:51.874	1:03.616	1:46.747	1:01.511	108.7	16:49.177								
5	1	3:45.940	1:02.250	1:43.544	1:00.146	111.6	20:35.117								
6	1	3:52.582	1:02.939	1:48.486	1:01.157	108.4	24:27.699								
7	1	3:45.690	1:06.668	1:41.023	57.999	111.7	28:13.389								
8	1	3:38.936	59.920	1:39.895	59.121	115.2	31:52.325								
9	1	4:11.597	1:03.404	2:00.599	1:07.594	100.2	36:03.922								
10	1	8:01.061	5:17.070	1:44.425	59.566	52.4	44:04.983								
11	1	3:47.574	1:03.544	1:45.505	58.525	110.8	47:52.557								
12	1	3:39.068	1:01.220	1:41.272	56.576	115.1	51:31.625								
13	1	3:43.551	1:02.633	1:42.084	58.834	112.8	55:15.176								
14	1	3:39.304	1:01.820	1:39.712	57.772	115.0	58:54.480								
15	1	3:42.992	1:01.788	1:42.540	58.664	113.1	1:02:37.472								
<div style="border: 1px solid black; padding: 5px; display: inline-block; font-weight: bold; font-size: 24px;">29</div> <b>1. Patrick FERRIER</b> CHEVRON B61 H								1	1	4:14.676	1:23.346	1:42.590	1:08.740	97.3	4:14.676
1	1	4:28.971	1:37.930	1:45.123	1:05.918	92.1	4:28.971								
2	1	4:17.222	1:00.705	1:54.628	1:21.889	98.0	8:46.193								
3	1	3:46.739	1:05.882	1:44.419	56.438	111.2	12:32.932								
4	1	3:20.816	54.245	1:35.134	51.437	125.6	15:53.748								
5	1	3:23.292	54.882	1:34.828	53.582	124.0	19:17.040								
6	1	3:38.844	57.070	1:37.633	1:04.141	115.2	22:55.884								
<div style="border: 1px solid black; padding: 5px; display: inline-block; font-weight: bold; font-size: 24px;">30</div> <b>1. Jean-Michel GUERMONPFF</b> GRAC MT14S H								1	1	4:13.007	1:28.740	1:44.021	1:00.246	97.9	4:13.007
1	1	4:13.007	1:28.740	1:44.021	1:00.246	97.9	4:13.007								
2	1	4:25.613	1:07.468	1:58.874	1:19.271	94.9	8:38.620								
3	1	3:46.548	1:06.241	1:42.999	57.308	111.3	12:25.168								
4	1	3:24.641	55.788	1:36.607	52.246	123.2	15:49.809								
5	1	3:22.722	55.921	1:34.606	52.195	124.4	19:12.531								
6	1	3:38.049	56.135	1:36.559	1:05.355	115.6	22:50.580								
7	1	7:24.720	4:58.038	1:35.702	50.980	56.7	30:15.300								
8	1	3:11.950	53.028	1:29.626	49.296	131.4	33:27.250								
9	1	3:09.069	52.375	1:29.157	47.537	133.4	36:36.319								
10	1	3:09.158	54.356	1:27.262	47.540	133.3	39:45.477								
11	1	3:07.343	52.518	1:26.996	47.829	134.6	42:52.820								
12	1	3:09.388	51.009	1:27.149	51.230	133.1	46:02.208								
13	1	3:26.478	1:07.294	1:27.342	51.842	122.1	49:28.686								
14	1	3:45.748	1:06.195	1:43.602	55.951	111.7	53:14.434								
15	1	3:02.904	51.725	1:23.912	47.267	137.9	56:17.338								
16	1	3:02.504	50.444	1:25.035	47.025	138.2	59:19.842								
17	1	3:08.420	52.824	1:27.621	47.975	133.8	1:02:28.262								
<div style="border: 1px solid black; padding: 5px; display: inline-block; font-weight: bold; font-size: 24px;">31</div> <b>1. Fabrice LEFEBVRE</b> AUDI Quattro SC80								1	1	4:18.245	1:31.232	1:44.317	1:02.696	95.9	4:18.245
1	1	4:18.245	1:31.232	1:44.317	1:02.696	95.9	4:18.245								
<div style="border: 1px solid black; padding: 5px; display: inline-block; font-weight: bold; font-size: 24px;">36</div> <b>1. Dominique VULLIEZ</b> BOGANI 91 C3								1	1	4:34.327	1:18.481	1:53.396	1:22.450	91.9	8:49.003
1	1	4:34.327	1:18.481	1:53.396	1:22.450	91.9	8:49.003								
2	1	3:44.610	1:03.919	1:44.086	56.605	112.3	12:33.613								
3	1	3:15.837	53.655	1:31.716	50.466	128.8	15:49.450								
4	1	3:27.142	53.817	1:32.509	1:00.816	121.7	19:16.592								
5	1	4:09.891	1:11.972	1:49.765	1:08.154	100.9	23:26.483								
6	1	3:49.096	1:08.575	1:44.259	56.262	110.1	27:15.579								
7	1	3:18.632	55.726	1:32.455	50.451	126.9	30:34.211								
8	1	3:15.031	52.869	1:32.153	50.009	129.3	33:49.242								
9	1	3:17.047	53.806	1:32.207	51.034	128.0	37:06.289								
10	1	3:23.887	52.910	1:31.625	59.352	123.7	40:30.176								
11	1	7:50.548	5:16.855	1:33.211	1:00.482	53.6	48:20.724								
12	1	3:53.915	1:08.429	1:43.546	1:01.940	107.8	52:14.639								
13	1	3:35.529	1:08.439	1:35.665	51.425	117.0	55:50.168								
14	1	3:13.334	53.193	1:30.397	49.744	130.4	59:03.502								
15	1	3:11.552	51.752	1:29.155	50.645	131.6	1:02:15.054								
16	1	3:11.552	51.752	1:29.155	50.645	131.6	1:02:15.054								
<div style="border: 1px solid black; padding: 5px; display: inline-block; font-weight: bold; font-size: 24px;">44</div> <b>1. Roland FISHER</b> AMS 2000 SP2000								1	1	4:37.141	1:49.296	1:46.568	1:01.277	89.4	4:37.141
1	1	4:37.141	1:49.296	1:46.568	1:01.277	89.4	4:37.141								
2	1	4:18.681	1:06.989	1:49.705	1:21.987	97.5	8:55.822								
3	1	3:49.203	1:08.358	1:42.022	58.823	110.0	12:45.025								
4	1	3:15.403	52.831	1:32.294	50.278	129.0	16:00.428								
5	1	3:13.341	53.855	1:28.514	50.972	130.4	19:13.769								
6	1	3:26.214	55.604	1:36.793	53.817	122.3	22:39.983								
7	1	3:15.989	55.414	1:29.297	51.278	128.7	25:55.972								
8	1	3:20.608	57.309	1:31.159	52.140	125.7	29:16.580								
9	1	3:12.095	52.458	1:27.562	52.075	131.3	32:28.675								
10	1	3:12.369	52.780	1:28.678	50.911	131.1	35:41.044								
11	1	3:12.154	54.716	1:27.265	50.173	131.2	38:53.198								
12	1	3:07.922	51.950	1:26.135	49.837	134.2	42:01.120								
13	1	3:12.483	53.256	1:29.507	49.720	131.0	45:13.603								
14	1	3:23.618	54.954	1:36.017	52.647	123.8	48:37.221								
15	1	3:40.625	58.307	1:40.380	1:01.938	114.3	52:17.846								
16	1	3:28.157	1:07.872	1:32.082	48.203	121.1	55:46.003								



# France Historique SPA SUMMER CLASSIC Race

## Sector Analysis

— Invalidated Lap    ■ Personal Best    ■ Session Best    B Crossing the pit lane

Lap	D	Time	Sector 1	Sector 2	Sector 3	Kph	Elapsed	Lap	D	Time	Sector 1	Sector 2	Sector 3	Kph	Elapsed
17	1	3:06.032	50.890	1:26.807	48.335	135.5	58:52.035	10	1	3:44.811	59.763	1:40.577	1:04.471	112.2	38:31.237
18	1	3:06.786	51.204	1:25.922	49.660	135.0	1:01:58.821	11	1	3:35.477	59.169	1:39.965	56.343	117.0	42:06.714

45
1. Gilles RONFLARD

TVR Cerbera  
SC90

1	1	5:04.497	2:06.920	1:50.799	1:06.778	81.4	5:04.497
2	1	4:06.599	1:11.065	1:43.074	1:12.460	102.2	9:11.096
3	1	3:57.505	1:10.066	1:45.253	1:02.186	106.2	13:08.601
4	1	3:28.134	1:00.607	1:34.757	52.770	121.1	16:36.735
5	1	3:33.842	54.111	1:39.934	59.797	117.9	20:10.577
6	1	3:38.239	1:00.189	1:40.267	57.783	115.5	23:48.816
7	1	3:48.404	1:06.916	1:42.302	59.186	110.4	27:37.220
8	1	3:23.934	55.391	1:35.897	52.646	123.6	31:01.154
9	1	3:15.204	52.970	1:30.682	51.552	129.2	34:16.358
10	1	3:11.545	53.660	1:28.006	49.879	131.6	37:27.903
11	1	3:32.605	52.568	1:31.200	1:08.837	118.6	41:00.508
12	1	9:41.312	6:43.489	1:41.241	1:16.582	43.4	50:41.820
13	1	3:44.757	1:16.076	1:39.290	49.391	112.2	54:26.577
14	1	3:13.163	52.873	1:29.721	50.569	130.5	57:39.740
15	1	3:09.949	51.530	1:28.505	49.914	132.7	1:00:49.689
16	1	3:12.390	54.547	1:28.850	48.993	131.1	1:04:02.079

51
1. Laurent SABATIER

PORSCHE 993 GT2  
SC90

1	1	4:13.583	1:22.154	1:42.763	1:08.666	97.7	4:13.583
2	1	7:19.252	4:49.723	1:36.872	52.657	57.4	11:32.835
3	1	3:06.122	56.067	1:23.870	46.185	135.5	14:38.957
4	1	2:59.577	49.228	1:23.868	46.481	140.4	17:38.534
5	1	3:22.580	48.966	1:34.015	59.599	124.5	21:01.114
6	1	3:54.714	1:06.715	1:45.447	1:02.552	107.4	24:55.828
7	1	3:39.913	1:05.987	1:43.572	50.354	114.7	28:35.741
8	1	3:03.299	50.409	1:26.527	46.363	137.6	31:39.040
9	1	2:58.254	49.785	1:22.171	46.298	141.5	34:37.294
10	1	2:55.483	48.198	1:22.287	44.998	143.7	37:32.777
11	1	2:55.011	48.583	1:21.343	45.085	144.1	40:27.788
12	1	3:08.512	50.526	1:24.305	53.681	133.8	43:36.300
13	1	7:06.163	4:10.753	1:38.815	1:16.595	59.2	50:42.463
14	1	3:37.219	1:15.980	1:36.778	44.461	116.1	54:19.682
15	1	2:51.754	47.668	1:20.370	43.716	146.8	57:11.436
16	1	2:55.219	46.937	1:22.082	46.200	143.9	1:00:06.655
17	1	2:54.753	48.045	1:21.610	45.098	144.3	1:03:01.408

59
1. Stéphane DELECOUR

OPEL Monza  
GR1

1	1	4:53.249	1:53.930	1:54.921	1:04.398	84.5	4:53.249
2	1	4:06.784	1:06.312	1:44.337	1:16.135	102.2	9:00.033
3	1	3:54.270	1:09.159	1:45.550	59.561	107.6	12:54.303
4	1	3:34.194	59.003	1:39.227	55.964	117.7	16:28.497
5	1	3:34.418	59.669	1:38.324	56.425	117.6	20:02.915
6	1	3:40.800	59.511	1:41.567	59.722	114.2	23:43.715
7	1	3:51.848	1:08.439	1:42.673	1:00.736	108.8	27:35.563
8	1	3:35.925	58.306	1:41.584	56.035	116.8	31:11.488
9	1	3:34.938	59.243	1:38.954	56.741	117.3	34:46.426

60
1. Jérôme CATTELIN

MG B  
FGT1

1	1	4:53.870	1:53.569	1:55.549	1:04.752	84.3	4:53.870
2	1	4:06.454	1:06.881	1:43.339	1:16.234	102.3	9:00.324
3	1	3:54.513	1:09.118	1:45.828	59.567	107.5	12:54.837
4	1	3:29.887	1:00.560	1:34.491	54.836	120.1	16:24.724
5	1	3:31.863	1:00.476	1:35.837	55.550	119.0	19:56.587
6	1	3:44.497	1:00.792	1:35.027	1:08.678	112.3	23:41.084
7	1	4:00.574	1:09.118	1:41.976	1:09.480	104.8	27:41.658
8	1	6:38.780	4:08.613	1:35.333	54.834	63.2	34:20.438
9	1	3:28.328	59.703	1:34.440	54.185	121.0	37:48.766
10	1	3:28.063	59.497	1:34.629	53.937	121.2	41:16.829
11	1	3:27.409	59.505	1:33.934	53.970	121.6	44:44.238
12	1	3:35.972	1:00.336	1:35.096	1:00.540	116.7	48:20.210
13	1	3:53.758	1:08.470	1:43.458	1:01.830	107.9	52:13.968
14	1	3:41.374	1:08.359	1:38.940	54.075	113.9	55:55.342
15	1	3:28.682	1:00.811	1:33.871	54.000	120.8	59:24.024
16	1	3:29.623	59.718	1:35.125	54.780	120.3	1:02:53.647

65
1. Dominique RAFFIN


FORD Cortina Lotus  
FT1

1	1	5:02.802	2:00.951	1:54.750	1:07.101	81.8	5:02.802
2	1	4:06.738	1:09.364	1:45.087	1:12.287	102.2	9:09.540
3	1	3:57.221	1:07.005	1:47.270	1:02.946	106.3	13:06.761
4	1	3:56.989	1:11.520	1:45.475	59.994	106.4	17:03.750
5	1	3:53.321	1:05.024	1:46.246	1:02.051	108.1	20:57.071
6	1	3:50.072	1:06.126	1:44.412	59.534	109.6	24:47.143
7	1	3:51.772	1:05.552	1:43.883	1:02.337	108.8	28:38.915
8	1	3:46.164	1:04.769	1:42.287	59.108	111.5	32:25.079
9	1	4:04.866	1:05.127	1:47.288	1:12.451	103.0	36:29.945
10	1	7:10.982	4:27.990	1:43.282	59.710	58.5	43:40.927
11	1	3:47.214	1:04.492	1:43.903	58.819	111.0	47:28.141
12	1	3:45.532	1:03.657	1:42.747	59.128	111.8	51:13.673
13	1	3:48.619	1:04.185	1:44.257	1:00.177	110.3	55:02.292
14	1	3:44.853	1:04.125	1:41.662	59.066	112.1	58:47.145
15	1	3:54.170	1:06.839	1:47.136	1:00.195	107.7	1:02:41.315

66
1. François DEROSI

ELVA mK 7s  
H

1	1	4:21.036	1:32.818	1:43.528	1:04.690	94.9	4:21.036
2	1	4:19.632	1:01.366	1:58.516	1:19.750	97.1	8:40.668
3	1	3:46.235	1:07.407	1:43.204	55.624	111.5	12:26.903
4	1	3:25.054	54.309	1:39.025	51.720	123.0	15:51.957
5	1	3:24.070	54.596	1:34.743	54.731	123.6	19:16.027
6	1	4:17.891	1:11.038	1:50.054	1:16.799	97.8	23:33.918



# France Historique SPA SUMMER CLASSIC Race

## Sector Analysis

— Invalidated Lap    ■ Personal Best    ■ Session Best    ■ Crossing the pit lane

Lap	D	Time	Sector 1	Sector 2	Sector 3	Kph	Elapsed	Lap	D	Time	Sector 1	Sector 2	Sector 3	Kph	Elapsed
7	1	6:46.713	4:18.760	1:35.534	52.419	62.0	30:20.631	8	1	7:15.162	4:31.543	1:43.155	1:00.464	57.9	35:44.479
8	1	3:21.175	53.832	1:35.637	51.706	125.3	33:41.806	9	1	3:46.719	1:05.746	1:42.185	58.788	111.2	39:31.198
9	1	3:20.960	54.207	1:34.129	52.624	125.5	37:02.766	10	1	3:44.138	1:04.594	1:41.187	58.357	112.5	43:15.336
10	1	3:21.660	54.663	1:34.771	52.226	125.0	40:24.426	11	1	3:51.106	1:04.132	1:44.022	1:02.952	109.1	47:06.442
11	1	3:24.036	56.466	1:36.085	51.485	123.6	43:48.462	12	1	3:47.280	1:05.528	1:40.659	1:01.093	110.9	50:53.722
12	1	3:26.975	53.599	1:35.692	57.684	121.8	47:15.437	13	1	3:48.443	1:06.480	1:44.187	57.776	110.4	54:42.165
13	1	3:45.751	1:03.546	1:44.148	58.057	111.7	51:01.188	14	1	3:42.507	<span style="color: green;">1:03.852</span>	1:41.181	<span style="color: green;">57.474</span>	113.3	58:24.672
14	1	3:40.768	1:03.040	1:43.506	54.222	114.2	54:41.956	15	1	<span style="color: green;">3:39.907</span>	1:03.946	<span style="color: green;">1:38.031</span>	57.930	114.7	1:02:04.579
15	1	<span style="color: green;">3:18.462</span>	<span style="color: green;">52.385</span>	<span style="color: green;">1:33.423</span>	52.654	127.0	58:00.418								BMW 530i US GR1
16	1	3:20.978	52.957	1:35.951	52.070	125.5	1:01:21.396								
17	1	3:19.200	52.444	1:36.109	<span style="color: green;">50.647</span>	126.6	1:04:40.596								

67
1. Bernard WILHELM  
JAGUAR type E  
FGT2

1	1	4:51.618	1:52.501	1:54.395	1:04.722	85.0	4:51.618
2	1	4:08.149	1:03.315	1:45.326	1:19.508	101.6	8:59.767
3	1	3:52.721	1:08.224	1:45.147	59.350	108.3	12:52.488
4	1	3:36.890	1:00.460	1:39.225	57.205	116.3	16:29.378
5	1	3:39.249	1:00.099	1:40.410	58.740	115.0	20:08.627
6	1	3:38.679	1:00.547	1:40.941	57.191	115.3	23:47.306
7	1	3:49.068	1:06.195	1:43.750	59.123	110.1	27:36.374
8	1	3:48.577	<span style="color: blue;">B</span> 1:00.587	1:39.550	1:08.440	110.3	31:24.951
9	1	7:07.986	4:25.914	1:42.121	59.951	58.9	38:32.937
10	1	3:34.610	59.023	1:40.124	55.463	117.5	42:07.547
11	1	3:30.800	58.283	<span style="color: green;">1:36.886</span>	55.631	119.6	45:38.347
12	1	3:49.279	59.766	1:47.010	1:02.503	110.0	49:27.626
13	1	3:46.458	1:05.646	1:44.344	56.468	111.3	53:14.084
14	1	<span style="color: green;">3:29.154</span>	57.678	1:37.261	<span style="color: green;">54.215</span>	120.6	56:43.238
15	1	3:31.887	57.949	1:38.134	55.804	119.0	1:00:15.125
16	1	3:31.529	<span style="color: green;">57.408</span>	1:37.757	56.364	119.2	1:03:46.654

68
1. Fabrice DELAVAUULT  
CATERHAM HPC  
SC90

1	1	4:49.518	1:50.147	1:54.884	1:04.487	85.6	4:49.518
2	1	4:08.536	1:04.100	1:44.008	1:20.428	101.5	8:58.054
3	1	3:50.672	1:07.414	1:43.598	59.660	109.3	12:48.726
4	1	3:35.132	1:01.710	<span style="color: green;">1:36.708</span>	56.714	117.2	16:23.858
5	1	3:35.347	59.952	1:37.054	58.341	117.1	19:59.205
6	1	3:42.891	1:00.982	1:38.882	1:03.027	113.1	23:42.096
7	1	3:51.859	1:09.253	1:42.129	1:00.477	108.7	27:33.955
8	1	3:35.478	1:00.090	1:38.728	<span style="color: green;">56.660</span>	117.0	31:09.433
9	1	<span style="color: green;">3:32.982</span>	58.991	1:36.970	57.021	118.4	34:42.415
10	1	3:45.326	<span style="color: blue;">B</span> <span style="color: green;">58.723</span>	1:38.687	1:07.916	111.9	38:27.741

69
1. Laurent PAULUS  
2. Jean-Sébastien POMART  
MG B  
FGT1

1	1	4:59.115	1:58.615	1:54.665	1:05.835	82.8	4:59.115
2	1	4:05.594	1:09.836	1:44.608	1:11.150	102.7	9:04.709
3	1	3:56.603	1:09.192	1:47.018	1:00.393	106.6	13:01.312
4	1	3:50.942	1:04.871	1:47.384	58.687	109.2	16:52.254
5	1	3:45.850	1:04.282	1:40.850	1:00.718	111.6	20:38.104
6	1	3:54.765	1:05.934	1:43.901	1:04.930	107.4	24:32.869
7	1	3:56.448	<span style="color: blue;">B</span> 1:06.274	1:41.709	1:08.465	106.6	28:29.317

73
1. Patrick BOURGUIGNON  
2. Alain MIRAN  
BMW 530i US  
GR1

1	1	4:54.621	1:55.212	1:54.901	1:04.508	84.1	4:54.621
2	1	4:06.297	1:07.471	1:42.867	1:15.959	102.4	9:00.918
3	1	3:54.930	1:09.418	1:45.490	1:00.022	107.3	12:55.848
4	1	3:34.677	1:00.829	1:38.382	<span style="color: green;">55.466</span>	117.5	16:30.525
5	1	3:42.786	1:00.733	1:40.821	1:01.232	113.2	20:13.311
6	1	3:37.922	1:00.630	1:38.485	58.807	115.7	23:51.233
7	1	3:47.871	1:05.450	1:42.722	59.699	110.7	27:39.104
8	1	3:33.930	<span style="color: green;">1:00.270</span>	1:37.721	55.939	117.9	31:13.034
9	1	<span style="color: green;">3:33.902</span>	1:00.990	1:37.092	55.820	117.9	34:46.936
10	1	3:36.020	1:01.490	1:38.584	55.946	116.7	38:22.956
11	1	3:43.636	<span style="color: blue;">B</span> 1:01.536	<span style="color: green;">1:36.922</span>	1:05.178	112.7	42:06.592
12	1	7:17.199	4:23.762	1:50.819	1:02.618	57.7	49:23.791
13	1	3:47.081	1:05.484	1:44.415	57.182	111.0	53:10.872
14	1	3:42.890	1:01.672	1:43.640	57.578	113.1	56:53.762
15	1	3:46.033	1:03.008	1:43.461	59.564	111.6	1:00:39.795
16	1	3:41.570	1:01.005	1:43.057	57.508	113.8	1:04:21.365


77
1. Laurent TRICHET  
LOTUS Elise S1  
SC90

1	1	5:04.589	2:12.053	1:46.429	1:06.107	81.3	5:04.589
2	1	4:06.040	1:12.658	1:41.953	1:11.429	102.5	9:10.629
3	1	3:57.933	1:12.778	1:43.509	1:01.646	106.0	13:08.562
4	1	3:30.224	59.086	1:38.302	52.836	119.9	16:38.786
5	1	3:32.631	56.393	1:36.096	1:00.142	118.6	20:11.417
6	1	3:38.395	1:00.644	1:39.533	58.218	115.5	23:49.812
7	1	3:55.054	<span style="color: blue;">B</span> 1:06.397	1:42.291	1:06.366	107.3	27:44.866
8	1	7:16.842	4:53.423	1:32.662	50.757	57.7	35:01.708
9	1	3:19.136	55.727	1:31.412	51.997	126.6	38:20.844
10	1	3:18.169	55.639	1:30.736	51.794	127.2	41:39.013
11	1	3:32.469	56.265	1:45.083	51.121	118.7	45:11.482
12	1	3:24.684	55.196	1:37.009	52.479	123.2	48:36.166
13	1	3:40.401	58.408	1:40.615	1:01.378	114.4	52:16.567
14	1	3:35.835	1:08.356	1:36.724	<span style="color: green;">50.755</span>	116.8	55:52.402
15	1	3:24.674	<span style="color: green;">55.053</span>	<span style="color: green;">1:27.568</span>	1:02.053	123.2	59:17.076
16	1	<span style="color: green;">3:17.492</span>	55.719	1:30.619	51.154	127.7	1:02:34.568

84
1. Sébastien MATHIEU  
2. Mathias CAZAUX  
BMW M3 E36 GTR  
SC90

1	1	4:18.814	<span style="color: blue;">B</span> 1:25.996	1:44.053	1:08.765	95.7	4:18.814
2	1	9:34.049	7:16.271	1:28.466	49.312	43.9	13:52.863
3	1	3:08.203	53.370	1:26.137	48.696	134.0	17:01.066
4	1	3:25.868	53.105	1:32.960	59.803	122.5	20:26.934






# France Historique SPA SUMMER CLASSIC Race

## Sector Analysis

— Invalidated Lap    ■ Personal Best    ■ Session Best    ■ Crossing the pit lane

Lap	D	Time	Sector 1	Sector 2	Sector 3	Kph	Elapsed	Lap	D	Time	Sector 1	Sector 2	Sector 3	Kph	Elapsed
BMW E36 C SC90															
<b>87</b>	1. Patrick FUET														
1	1	4:26.080	1:34.982	1:44.237	1:06.861	93.1	4:26.080	15	1	3:25.813	56.520	1:34.278	55.015	122.5	59:17.214
2	1	4:32.796	1:06.266	1:53.580	1:32.950	92.4	8:58.876	16	1	3:26.770	56.987	1:35.377	54.406	121.9	1:02:43.984
AUDI S2 SC90															
<b>97</b>	1. Thierry CUYNET														
1	1	4:32.696	1:46.244	1:47.481	58.971	90.9	4:32.696	1	1	4:31.050	1:42.172	1:45.699	1:03.179	91.4	4:31.050
2	1	4:20.037	1:08.872	1:49.536	1:21.629	97.0	8:52.733	2	1	4:20.805	1:07.541	1:50.736	1:22.528	96.7	8:51.855
3	1	3:49.062	1:08.487	1:42.194	58.381	110.1	12:41.795	3	1	3:46.507	1:04.052	1:44.609	57.846	111.3	12:38.362
4	1	4:05.086	1:29.426	1:40.082	55.578	102.9	16:46.881	4	1	3:35.055	59.580	1:39.976	55.499	117.2	16:13.417
5	1	3:46.241	1:02.852	1:42.243	1:01.146	111.4	20:33.122	5	1	3:31.332	57.405	1:38.391	55.536	119.3	19:44.749
6	1	3:53.149	1:03.676	1:47.559	1:01.914	108.1	24:26.271	6	1	3:50.365	1:01.240	1:41.154	1:07.971	109.5	23:35.114
7	1	3:43.276	1:01.914	1:41.968	59.394	112.9	28:09.547	7	1	3:52.573	1:10.899	1:41.808	59.866	108.4	27:27.687
8	1	3:47.043	1:00.866	1:40.372	1:05.805	111.1	31:56.590	8	1	3:46.838	59.525	1:40.950	1:06.363	111.2	31:14.525
9	1	7:13.111	4:31.474	1:44.934	56.703	58.2	39:09.701	APACHE 86S SP2000							
10	1	3:29.757	59.641	1:36.104	54.012	120.2	42:39.458	1	1	4:22.582	1:34.530	1:43.026	1:05.026	94.4	4:22.582
11	1	3:35.407	57.265	1:39.785	58.357	117.1	46:14.865	2	1	4:20.308	1:01.737	1:58.263	1:20.308	96.9	8:42.890
12	1	3:36.183	1:01.502	1:39.018	55.663	116.6	49:51.048	3	1	3:45.646	1:07.036	1:42.888	55.722	111.7	12:28.536
13	1	3:29.437	56.927	1:36.783	55.727	120.4	53:20.485	4	1	3:22.567	56.689	1:33.392	52.486	124.5	15:51.103
14	1	3:36.382	1:06.510	1:36.129	53.743	116.5	56:56.867	5	1	3:24.475	57.250	1:34.079	53.146	123.3	19:15.578
15	1	3:29.821	58.840	1:36.982	53.999	120.2	1:00:26.688	6	1	4:09.704	1:12.183	1:49.917	1:07.604	101.0	23:25.282
16	1	3:29.923	1:00.788	1:34.646	54.489	120.1	1:03:56.611	7	1	3:49.186	1:08.461	1:44.942	55.783	110.0	27:14.468
LOTUS Elan FGT1															
<b>143</b>	1. Damien SIONNEAU														
1	1	4:50.332	1:51.159	1:54.363	1:04.810	85.3	4:50.332	8	1	3:21.387	57.882	1:32.009	51.496	125.2	30:35.855
2	1	4:08.628	1:03.879	1:44.175	1:20.574	101.4	8:58.960	9	1	3:20.598	57.653	1:31.069	51.876	125.7	33:56.453
3	1	3:50.717	1:07.758	1:43.807	59.152	109.3	12:49.677	10	1	3:17.631	56.814	1:29.656	51.161	127.6	37:14.084
4	1	3:31.844	59.199	1:37.295	55.350	119.0	16:21.521	11	1	3:26.178	56.329	1:29.900	59.949	122.3	40:40.262
5	1	3:31.281	56.945	1:37.426	56.910	119.3	19:52.802	12	1	6:50.262	4:17.550	1:36.227	56.485	61.5	47:30.524
6	1	3:47.975	58.489	1:40.397	1:09.089	110.6	23:40.777	13	1	3:45.754	1:03.960	1:41.874	59.920	111.7	51:16.278
7	1	3:59.691	1:08.771	1:42.049	1:08.871	105.2	27:40.468	14	1	3:34.806	1:04.565	1:39.566	50.675	117.4	54:51.084
8	1	6:34.242	4:05.079	1:34.561	54.602	64.0	34:14.710	15	1	3:17.619	56.503	1:30.023	51.093	127.6	58:08.703
9	1	3:28.372	58.186	1:36.326	53.860	121.0	37:43.082	16	1	3:14.896	56.052	1:28.652	50.192	129.4	1:01:23.599
10	1	3:27.084	56.849	1:35.627	54.608	121.8	41:10.166	17	1	3:18.740	55.997	1:30.663	52.080	126.9	1:04:42.339
11	1	3:26.992	57.599	1:34.939	54.454	121.8	44:37.158	CHEVROLET Monza SC70							
12	1	3:42.704	57.421	1:41.931	1:03.352	113.2	48:19.862	1	1	4:30.336	1:40.999	1:45.329	1:04.008	91.6	4:30.336
13	1	3:53.025	1:08.025	1:43.664	1:01.336	108.2	52:12.887	2	1	4:20.455	1:06.245	1:51.949	1:22.261	96.8	8:50.791
14	1	3:38.514	1:08.763	1:35.339	54.412	115.4	55:51.401	3	1	3:46.519	1:04.096	1:44.246	58.177	111.3	12:37.310
LOTUS Elan FGT1															
1	1	4:50.332	1:51.159	1:54.363	1:04.810	85.3	4:50.332	4	1	3:31.054	59.006	1:37.489	54.559	119.5	16:08.364
2	1	4:08.628	1:03.879	1:44.175	1:20.574	101.4	8:58.960	5	1	3:33.636	58.370	1:38.019	57.247	118.0	19:42.000
3	1	3:50.717	1:07.758	1:43.807	59.152	109.3	12:49.677	6	1	3:50.081	1:01.862	1:41.513	1:06.706	109.6	23:32.081
4	1	3:31.844	59.199	1:37.295	55.350	119.0	16:21.521	7	1	4:03.029	1:11.156	1:42.364	1:09.509	103.7	27:35.110
5	1	3:31.281	56.945	1:37.426	56.910	119.3	19:52.802	8	1	8:48.935	6:21.698	1:34.601	52.636	47.7	36:24.045
6	1	3:47.975	58.489	1:40.397	1:09.089	110.6	23:40.777	9	1	3:18.105	55.088	1:33.072	49.945	127.3	39:42.150
7	1	3:59.691	1:08.771	1:42.049	1:08.871	105.2	27:40.468	10	1	3:19.759	55.985	1:33.339	50.435	126.2	43:01.909
8	1	6:34.242	4:05.079	1:34.561	54.602	64.0	34:14.710	11	1	3:22.898	54.351	1:31.102	57.445	124.3	46:24.807
9	1	3:28.372	58.186	1:36.326	53.860	121.0	37:43.082	12	1	3:27.983	57.600	1:37.295	53.088	121.2	49:52.790
10	1	3:27.084	56.849	1:35.627	54.608	121.8	41:10.166	13	1	3:28.447	58.081	1:35.046	55.320	121.0	53:21.237
11	1	3:26.992	57.599	1:34.939	54.454	121.8	44:37.158	14	1	3:15.213	53.214	1:33.208	48.791	129.2	56:36.450
12	1	3:42.704	57.421	1:41.931	1:03.352	113.2	48:19.862	15	1	3:10.922	52.907	1:29.397	48.618	132.1	59:47.372
13	1	3:53.025	1:08.025	1:43.664	1:01.336	108.2	52:12.887	16	1	3:13.247	53.665	1:30.289	49.293	130.5	1:03:00.619
14	1	3:38.514	1:08.763	1:35.339	54.412	115.4	55:51.401								



# France Historique SPA SUMMER CLASSIC Race

## Sector Analysis

— Invalidated Lap    ■ Personal Best    ■ Session Best    ■ Crossing the pit lane

Lap	D	Time	Sector 1	Sector 2	Sector 3	Kph	Elapsed	Lap	D	Time	Sector 1	Sector 2	Sector 3	Kph	Elapsed	
<b>333</b>	1. Laurent GILLES							CATERHAM Superseven SC90								
	14	1	3:28.070	1:03.752	1:34.080	<span style="color: green;">50.238</span>	121.2	55:02.362	14	1	3:28.070	1:03.752	1:34.080	<span style="color: green;">50.238</span>	121.2	55:02.362
	15	1	3:13.425	<span style="color: green;">53.607</span>	1:29.337	50.481	130.4	58:15.787	15	1	3:13.425	<span style="color: green;">53.607</span>	1:29.337	50.481	130.4	58:15.787
	16	1	3:13.403	53.944	1:28.392	51.067	130.4	1:01:29.190	16	1	3:13.403	53.944	1:28.392	51.067	130.4	1:01:29.190
								17	1	<span style="color: green;">3:12.944</span>	54.091	<span style="color: green;">1:27.807</span>	51.046	130.7	1:04:42.134	

1	1	4:52.957	1:52.667	1:55.514	1:04.776	84.6	4:52.957
2	1	4:06.874	1:06.449	1:43.867	1:16.558	102.1	8:59.831
3	1	3:53.799	1:09.067	1:45.235	59.497	107.8	12:53.630
4	1	3:44.905	1:03.287	1:41.485	1:00.133	112.1	16:38.535
5	1	3:47.646	1:03.952	1:44.073	59.621	110.8	20:26.181
6	1	<span style="color: green;">3:42.845</span>	1:03.888	1:40.144	58.813	113.1	24:09.026
7	1	3:43.225	1:05.990	<span style="color: green;">1:40.048</span>	57.187	113.0	27:52.251
8	1	3:49.352	1:04.426	1:45.957	58.969	109.9	31:41.603
9	1	3:58.701	<span style="color: blue;">B</span> 1:06.518	1:44.116	1:08.067	105.6	35:40.304
10	1	7:39.109	5:00.264	1:41.306	57.539	54.9	43:19.413
11	1	3:47.798	1:03.161	1:43.726	1:00.911	110.7	47:07.211
12	1	3:48.517	1:06.670	1:42.001	59.846	110.3	50:55.728
13	1	3:51.900	1:05.794	1:45.980	1:00.126	108.7	54:47.628
14	1	4:03.581	<span style="color: green;">1:02.954</span>	2:02.323	58.304	103.5	58:51.209
15	1	3:47.198	1:05.397	1:44.938	<span style="color: green;">56.863</span>	111.0	1:02:38.407


Lap	D	Time	Sector 1	Sector 2	Sector 3	Kph	Elapsed								
<b>336</b>	1. Thierry LORTAL							CATERHAM Superseven SC90							
	1	1	4:31.546	1:44.020	1:45.607	1:01.919	91.2	4:31.546							
	2	1	4:21.163	1:08.661	1:49.798	1:22.704	96.5	8:52.709							
	3	1	3:46.157	1:05.093	1:43.455	57.609	111.5	12:38.866							
	4	1	3:26.713	57.541	1:35.887	53.285	122.0	16:05.579							
	5	1	3:27.178	56.902	1:34.446	55.830	121.7	19:32.757							
	6	1	3:57.428	1:03.664	1:46.433	1:07.331	106.2	23:30.185							
	7	1	3:51.272	1:09.752	1:43.377	58.143	109.0	27:21.457							
	8	1	3:29.353	59.518	1:35.519	54.316	120.4	30:50.810							
	9	1	3:24.174	57.571	<span style="color: green;">1:33.429</span>	53.174	123.5	34:14.984							
	10	1	3:24.326	56.465	1:33.580	54.281	123.4	37:39.310							
	11	1	3:28.214	58.956	1:36.169	53.089	121.1	41:07.524							
	12	1	<span style="color: green;">3:23.582</span>	56.860	1:34.016	<span style="color: green;">52.706</span>	123.9	44:31.106							
	13	1	3:46.374	57.324	1:45.605	1:03.445	111.4	48:17.480							
	14	1	4:00.359	<span style="color: blue;">B</span> 1:06.874	1:45.042	1:08.443	104.9	52:17.839							
	15	1	6:48.071	4:18.130	1:35.113	54.828	61.8	59:05.910							
16	1	3:24.083	<span style="color: green;">56.442</span>	1:34.375	53.266	123.5	1:02:29.993								

Lap	D	Time	Sector 1	Sector 2	Sector 3	Kph	Elapsed								
<b>366</b>	1. Christian DANNE							BMW M3 GTR SC90							
	2. Jacques REGNAULT														
	1	1	5:03.269	2:02.521	1:54.084	1:06.664	81.7	5:03.269							
	2	1	4:06.516	1:09.859	1:44.734	1:11.923	102.3	9:09.785							
	3	1	3:57.446	1:08.101	1:46.610	1:02.735	106.2	13:07.231							
	4	1	3:29.828	59.261	1:36.560	54.007	120.2	16:37.059							
	5	1	3:37.162	57.912	1:37.662	1:01.588	116.1	20:14.221							
	6	1	3:37.788	1:02.863	1:36.078	58.847	115.8	23:52.009							
	7	1	3:47.222	1:05.399	1:42.499	59.324	111.0	27:39.231							
	8	1	3:23.103	56.546	1:33.099	53.458	124.1	31:02.334							
	9	1	3:29.558	<span style="color: blue;">B</span> 54.338	1:31.364	1:03.856	120.3	34:31.892							
	10	1	6:34.525	4:05.491	1:34.971	54.063	63.9	41:06.417							
	11	1	3:18.017	56.314	1:31.070	50.633	127.3	44:24.434							
12	1	3:32.609	55.049	1:38.091	59.469	118.6	47:57.043								
13	1	3:37.249	1:03.494	1:38.255	55.500	116.1	51:34.292								

Lap	D	Time	Sector 1	Sector 2	Sector 3	Kph	Elapsed								
<b>375</b>	1. Vincent DELARCHE							ALFA ROMEO 75 America SC90							
	1	1	4:31.967	1:45.595	1:45.220	1:01.152	91.1	4:31.967							
	2	1	4:21.446	1:08.737	1:49.613	1:23.096	96.4	8:53.413							
	3	1	3:46.862	1:05.076	1:43.137	58.649	111.1	12:40.275							
	4	1	3:27.034	57.742	1:36.044	53.248	121.8	16:07.309							
	5	1	3:27.109	55.780	1:34.161	57.168	121.7	19:34.418							
	6	1	3:56.633	1:03.014	1:45.815	1:07.804	106.6	23:31.051							
	7	1	3:51.735	1:09.463	1:43.237	59.035	108.8	27:22.786							
	8	1	3:28.789	58.816	1:36.074	53.899	120.8	30:51.575							
	9	1	3:42.227	<span style="color: blue;">B</span> 57.454	1:36.672	1:08.101	113.5	34:33.802							
	10	1	9:42.454	7:22.130	1:28.939	51.385	43.3	44:16.256							
	11	1	3:37.051	53.945	1:44.413	58.693	116.2	47:53.307							
	12	1	3:38.806	1:01.689	1:40.484	56.633	115.2	51:32.113							
	13	1	3:25.418	1:03.408	1:32.723	49.287	122.7	54:57.531							
	14	1	3:06.782	52.710	1:25.863	48.209	135.0	58:04.313							
	15	1	3:07.452	52.596	1:26.731	<span style="color: green;">48.125</span>	134.5	1:01:11.765							
16	1	<span style="color: green;">3:06.657</span>	<span style="color: green;">52.526</span>	<span style="color: green;">1:25.572</span>	48.559	135.1	1:04:18.422								

Lap	D	Time	Sector 1	Sector 2	Sector 3	Kph	Elapsed								
<b>430</b>	1. Philippe RAFFIN							FERRARI 430 Challenge GTC							
	1	1	4:34.692	1:47.433	1:47.224	1:00.035	90.2	4:34.692							
	2	1	4:21.397	1:07.941	1:49.872	1:23.584	96.5	8:56.089							
	3	1	3:47.540	1:05.920	1:42.898	58.722	110.8	12:43.629							
	4	1	3:31.249	57.001	1:40.294	53.954	119.4	16:14.878							
	5	1	3:34.168	58.500	1:39.017	56.651	117.7	19:49.046							
	6	1	3:48.898	59.216	1:41.912	1:07.770	110.2	23:37.944							
	7	1	3:52.777	1:09.817	1:42.471	1:00.489	108.3	27:30.721							
	8	1	3:37.330	59.104	1:40.514	57.712	116.0	31:08.051							
	9	1	3:29.089	57.818	1:37.822	53.449	120.6	34:37.140							
	10	1	3:24.703	55.562	1:35.449	53.692	123.2	38:01.843							
	11	1	<span style="color: green;">3:21.630</span>	54.393	1:36.019	51.218	125.1	41:23.473							
	12	1	3:34.245	<span style="color: blue;">B</span> 55.932	1:34.498	1:03.815	117.7	44:57.718							
	13	1	7:18.401	4:36.475	1:40.516	1:01.410	57.5	52:16.119							
	14	1	3:39.571	1:08.348	1:40.370	<span style="color: green;">50.853</span>	114.8	55:55.690							
	15	1	3:23.066	<span style="color: green;">53.679</span>	<span style="color: green;">1:34.169</span>	55.218	124.2	59:18.756							
16	1	3:25.613	56.843	1:36.064	52.706	122.6	1:02:44.369								

Lap	D	Time	Sector 1	Sector 2	Sector 3	Kph	Elapsed								
<b>911</b>	1. Raphaël DE BORMAN							PORSCHÉ 996 GT3 Cup SC90							
	2. Christophe VAN RIET														
	1	1	4:07.863	1:25.059	1:43.153	59.651	100.0	4:07.863							
	2	1	4:27.063	1:09.594	1:59.233	1:18.236	94.4	8:34.926							
	3	1	3:46.639	1:05.941	1:44.337	56.361	111.3	12:21.565							
	4	1	3:22.342	54.811	1:35.662	51.869	124.6	15:43.907							
	5	1	3:20.632	53.473	1:34.622	52.537	125.7	19:04.539							
	6	1	3:37.670	<span style="color: blue;">B</span> 55.575	1:38.079	1:04.016	115.8	22:42.209							
7	1	6:45.519	4:32.568	1:25.892	47.059	62.2	29:27.728								
8	1	2:59.600	49.625	1:23.567	46.408	140.4	32:27.328								



# France Historique SPA SUMMER CLASSIC Race

## Sector Analysis

— Invalidated Lap    
 ■ Personal Best    
 ■ Session Best    
 **B** Crossing the pit lane

Lap	D	Time	Sector 1	Sector 2	Sector 3	Kph	Elapsed	Lap	D	Time	Sector 1	Sector 2	Sector 3	Kph	Elapsed
9	1	2:56.908	49.341	1:22.075	45.492	142.5	35:24.236								
10	1	2:57.467	48.885	1:20.500	48.082	142.1	38:21.703								
11	1	2:54.401	48.196	1:20.422	45.783	144.6	41:16.104								
12	1	2:54.783	48.916	1:20.736	<b>45.131</b>	144.3	44:10.887								
13	1	3:18.310	48.339	1:33.356	56.615	127.1	47:29.197								
14	1	3:45.215	1:03.907	1:42.710	58.598	112.0	51:14.412								
15	1	3:29.745	1:04.871	1:39.628	45.246	120.2	54:44.157								
16	1	<b>2:53.857</b>	48.524	<b>1:20.165</b>	45.168	145.0	57:38.014								
17	1	2:54.375	<b>47.722</b>	1:21.215	45.438	144.6	1:00:32.389								
18	1	2:57.561	49.808	1:22.258	45.495	142.0	1:03:29.950								