

Trophee Lotus & Roadster Pro Cup


SPA SUMMER CLASSIC

Race

Sector Analysis

— Invalidated Lap ■ Personal Best ■ Session Best B Crossing the pit lane

Lap	Time	Sector 1	Sector 2	Sector 3	Kph	Elapsed	Lap	Time	Sector 1	Sector 2	Sector 3	Kph	Elapsed
1 Steeve HERGAULT FR													
MAZDA MX5 MK1													
1	3:28.043	1:07.995	1:27.982	52.066	119.1	3:28.043	13	3:26.680	1:02.039	1:29.996	54.645	122.0	47:08.426
2	3:15.148	57.950	1:25.462	51.736	129.2	6:43.191	14	3:27.626	1:01.724	1:31.912	53.990	121.4	50:36.052
3	3:16.482	58.181	1:26.826	51.475	128.3	9:59.673	15	3:28.688	1:02.746	1:30.731	55.211	120.8	54:04.740
4	3:16.349	58.281	1:25.712	52.356	128.4	13:16.022	16	3:26.088	1:01.195	1:30.679	54.214	122.3	57:30.828
5	3:17.633	58.556	1:26.683	52.394	127.6	16:33.655	17	3:30.474	1:01.962	1:34.306	54.206	119.8	1:01:01.302
6	3:22.804	58.477	1:27.534	56.793	124.3	19:56.459	18	3:28.785	1:02.409	1:31.315	55.061	120.8	1:04:30.087
7	4:09.585	1:30.722	1:40.318	58.545	101.0	24:06.044							
8	3:47.956	1:10.346	1:37.711	59.899	110.6	27:54.000							
9	4:13.594	1:10.063	1:56.462	1:07.069	99.4	32:07.594							
10	3:17.335	58.218	1:26.433	52.684	127.8	35:24.929							
11	4:02.276	1:12.189	1:38.374	1:11.713	104.1	39:27.205							
12	3:51.649	1:09.966	1:43.067	58.616	108.8	43:18.854							
13	3:16.341	58.860	1:25.682	51.799	128.4	46:35.195							
14	3:18.050	58.463	1:27.919	51.668	127.3	49:53.245							
15	3:16.783	58.663	1:26.177	51.943	128.1	53:10.028							
16	3:15.566	58.379	1:25.581	51.606	128.9	56:25.594							
17	3:16.611	58.829	1:25.630	52.152	128.2	59:42.205							
18	3:16.907	59.408	1:25.741	51.758	128.1	1:02:59.112							
2 Thomas GUITENY FR													
MAZDA MX5 MK1													
1	3:39.666	1:15.071	1:30.854	53.741	112.8	3:39.666							
2	3:25.157	1:00.911	1:29.694	54.552	122.9	7:04.823							
3	3:23.814	59.816	1:29.349	54.649	123.7	10:28.637							
4	3:21.905	59.976	1:29.320	52.609	124.9	13:50.542							
5	3:25.521	59.332	1:28.768	57.421	122.7	17:16.063							
6	3:37.236	1:06.125	1:33.929	57.182	116.1	20:53.299							
7	3:33.590	1:07.006	1:31.218	55.366	118.0	24:26.889							
8	3:40.958	1:03.812	1:37.147	59.999	114.1	28:07.847							
9	4:07.161	1:06.367	1:51.700	1:09.094	102.0	32:15.008							
10	3:31.496	1:02.296	1:31.472	57.728	119.2	35:46.504							
11	4:09.214	1:09.577	1:38.256	1:21.381	101.2	39:55.718							
12	3:43.322	1:04.201	1:38.181	1:00.940	112.9	43:39.040							
13	3:24.177	1:00.242	1:30.367	53.568	123.5	47:03.217							
14	3:25.108	1:00.835	1:29.537	54.736	122.9	50:28.325							
15	3:21.464	59.851	1:28.339	53.274	125.2	53:49.789							
16	3:22.687	1:00.201	1:29.216	53.270	124.4	57:12.476							
17	3:23.368	1:00.019	1:29.418	53.931	124.0	1:00:35.844							
18	3:22.615	1:00.044	1:28.977	53.594	124.4	1:03:58.459							
3 Dominique BOLLENGIER FR													
MAZDA MX5 MK1													
1	3:54.319	1:23.186	1:35.831	55.302	105.7	3:54.319							
2	3:27.409	1:01.505	1:32.422	53.482	121.6	7:21.728							
3	3:30.876	1:03.700	1:32.891	54.285	119.6	10:52.604							
4	3:27.240	1:01.304	1:31.787	54.149	121.7	14:19.844							
5	3:27.455	1:02.273	1:31.433	53.749	121.5	17:47.299							
6	3:31.033	1:01.321	1:34.094	55.618	119.5	21:18.332							
7	3:34.124	1:04.412	1:33.453	56.259	117.8	24:52.456							
8	3:31.395	1:02.773	1:32.685	55.937	119.3	28:23.851							
9	3:52.190	1:02.940	1:41.098	1:08.152	108.6	32:16.041							
10	3:34.385	1:05.768	1:31.907	56.710	117.6	35:50.426							
11	4:10.887	1:09.769	1:37.618	1:23.500	100.5	40:01.313							
12	3:40.433	1:02.420	1:37.979	1:00.034	114.4	43:41.746							
6 Kevin BALTHAZAR BE													
MAZDA MX5 MK1													
1	3:27.581	1:06.159	1:29.435	51.987	119.4	3:27.581							
2	3:16.019	58.347	1:26.008	51.664	128.6	6:43.600							
3	3:15.542	57.864	1:25.992	51.686	128.9	9:59.142							
4	3:14.648	58.116	1:25.318	51.214	129.5	13:13.790							
5	3:14.997	57.477	1:26.270	51.250	129.3	16:28.787							
6	3:18.938	58.634	1:25.649	54.655	126.7	19:47.725							
7	4:12.761	1:33.064	1:42.556	57.141	99.8	24:00.486							
8	3:49.599	1:10.882	1:39.307	59.410	109.8	27:50.085							
9	4:12.617	1:09.950	1:57.393	1:05.274	99.8	32:02.702							
10	3:16.974	59.189	1:25.365	52.420	128.0	35:19.676							
11	4:03.845	1:07.770	1:45.106	1:10.969	103.4	39:23.521							
12	3:52.709	1:09.818	1:43.272	59.619	108.4	43:16.230							
13	3:15.956	57.998	1:26.433	51.525	128.7	46:32.186							
14	3:15.942	58.216	1:25.422	52.304	128.7	49:48.128							
15	3:18.206	59.298	1:26.884	52.024	127.2	53:06.334							
16	3:14.816	58.595	1:24.505	51.716	129.4	56:21.150							
17	3:15.518	58.970	1:24.624	51.924	129.0	59:36.668							
18	3:16.091	58.912	1:25.445	51.734	128.6	1:02:52.759							
7 Philippe GASO FR													
LOTUS Seven													
1	3:07.217	54.496	1:24.617	48.104	132.3	3:07.217							
2	3:05.730	53.430	1:24.256	48.044	135.8	6:12.947							
3	3:05.132	52.943	1:24.084	48.105	136.2	9:18.079							
4	3:05.433	52.860	1:24.613	47.960	136.0	12:23.512							
5	3:05.654	52.826	1:24.565	48.263	135.8	15:29.166							
6	3:04.125	52.935	1:23.316	47.874	136.9	18:33.291							
7	3:19.892	57.617	1:30.946	51.329	126.1	21:53.183							
8	3:27.406	1:00.241	1:31.836	55.329	121.6	25:20.589							
9	3:30.206	1:01.627	1:31.650	56.929	119.9	28:50.795							
10	3:33.898	58.575	1:30.060	1:05.263	117.9	32:24.693							
11	3:14.425	55.594	1:26.887	51.944	129.7	35:39.118							
12	4:06.964	1:11.875	1:36.364	1:18.725	102.1	39:46.082							
13	3:46.545	1:06.323	1:41.172	59.050	111.3	43:32.627							
14	3:06.930	54.033	1:24.726	48.171	134.9	46:39.557							
15	3:08.718	53.925	1:24.118	50.675	133.6	49:48.275							
16	3:08.504	54.630	1:24.375	49.499	133.8	52:56.779							
17	3:05.570	53.459	1:24.004	48.107	135.9	56:02.349							
18	3:05.814	53.719	1:23.788	48.307	135.7	59:08.163							
19	3:06.237	53.637	1:24.616	47.984	135.4	1:02:14.400							
8 Jacques DUFETRE FR													
LOTUS Seven													
1	3:16.102	59.628	1:27.747	48.727	126.3	3:16.102							
2	3:08.379	55.115	1:25.012	48.252	133.8	6:24.481							
3	3:06.926	53.494	1:25.094	48.338	134.9	9:31.407							
4	3:06.873	53.651	1:24.503	48.719	134.9	12:38.280							
5	3:07.092	53.857	1:24.159	49.076	134.8	15:45.372							



Trophee Lotus & Roadster Pro Cup


SPA SUMMER CLASSIC

Race

Sector Analysis

— Invalidated Lap ■ Personal Best ■ Session Best B Crossing the pit lane

Lap	Time	Sector 1	Sector 2	Sector 3	Kph	Elapsed	Lap	Time	Sector 1	Sector 2	Sector 3	Kph	Elapsed	
6	3:06.291	53.637	1:24.112	48.542	135.3	18:51.663	19	3:01.134	52.540	1:21.699	46.895	139.2	1:01:29.841	
7	3:32.598	1:02.249	1:37.005	53.344	118.6	22:24.261	11 Florent CAZALOT						FR	
8	3:22.140	1:01.449	1:30.078	50.613	124.7	25:46.401							LOTUS Seven	
9	3:14.868	59.404	1:26.166	49.298	129.4	29:01.269	1	3:01.606	51.439	1:23.118	47.049	136.4	3:01.606	
10	3:29.504	54.317	1:28.106	1:07.081	120.4	32:30.773	2	3:00.462	51.807	1:21.692	46.963	139.7	6:02.068	
11	3:21.398	53.562	1:31.121	56.715	125.2	35:52.171	3	3:00.952	52.281	1:22.064	46.607	139.3	9:03.020	
12	4:09.547	1:08.953	1:37.330	1:23.264	101.0	40:01.718	4	3:00.711	51.839	1:21.961	46.911	139.5	12:03.731	
13	3:39.558	1:02.439	1:38.185	58.934	114.8	43:41.276	5	3:00.524	51.518	1:22.187	46.819	139.7	15:04.255	
14	3:07.996	55.370	1:24.568	48.058	134.1	46:49.272	6	3:01.580	51.615	1:22.930	47.035	138.9	18:05.835	
15	3:06.769	53.334	1:24.856	48.579	135.0	49:56.041	7	3:22.593	52.975	1:34.261	55.357	124.5	21:28.428	
16	3:06.929	54.061	1:24.401	48.467	134.9	53:02.970	8	3:36.901	1:07.901	1:35.962	53.038	116.2	25:05.329	
17	3:07.772	53.790	1:24.601	49.381	134.3	56:10.742	9	3:28.876	1:00.951	1:32.629	55.296	120.7	28:34.205	
18	3:05.565	53.530	1:24.119	47.916	135.9	59:16.307	10	3:41.978	1:04.385	1:31.898	1:05.695	113.6	32:16.183	
19	3:05.809	53.302	1:24.137	48.370	135.7	1:02:22.116	11	3:12.202	56.686	1:22.321	53.195	131.2	35:28.385	
9 Christian ODIN							FR	12	4:02.161	1:11.191	1:38.342	1:12.628	104.1	39:30.546
							LOTUS Seven	13	3:50.123	1:09.443	1:42.495	58.185	109.6	43:20.669
1	3:07.806	54.728	1:24.690	48.388	131.9	3:07.806	14	3:04.444	53.957	1:24.110	46.377	136.7	46:25.113	
2	3:03.895	52.856	1:23.086	47.953	137.1	6:11.701	15	2:59.871	52.082	1:21.160	46.629	140.2	49:24.984	
3	3:04.743	52.986	1:23.981	47.776	136.5	9:16.444	16	3:00.727	52.425	1:21.479	46.823	139.5	52:25.711	
4	3:05.609	52.933	1:24.172	48.504	135.8	12:22.053	17	3:00.800	52.597	1:21.508	46.695	139.5	55:26.511	
5	3:06.115	53.485	1:24.577	48.053	135.5	15:28.168	18	3:00.485	52.128	1:21.554	46.803	139.7	58:26.996	
6	3:03.720	52.697	1:23.487	47.536	137.2	18:31.888	19	3:00.933	52.266	1:21.557	47.110	139.4	1:01:27.929	
7	3:19.463	58.519	1:30.309	50.635	126.4	21:51.351	12 Olivier GAUDELUS						FR	
8	3:28.100	1:01.574	1:31.491	55.035	121.2	25:19.451							MAZDA MX5 MK1	
9	3:30.679	1:02.287	1:31.612	56.780	119.7	28:50.130	1	3:53.619	1:21.945	1:36.693	54.981	106.0	3:53.619	
10	3:34.032	58.692	1:30.268	1:05.072	117.8	32:24.162	2	3:28.479	1:02.110	1:31.780	54.589	120.9	7:22.098	
11	3:17.497	55.918	1:27.784	53.795	127.7	35:41.659	3	3:26.443	1:02.049	1:30.507	53.887	122.1	10:48.541	
12	4:06.831	1:10.650	1:36.182	1:19.999	102.2	39:48.490	4	3:26.706	1:00.688	1:31.342	54.676	122.0	14:15.247	
13	3:45.646	1:05.505	1:40.590	59.551	111.7	43:34.136	5	3:27.254	1:02.362	1:31.032	53.860	121.7	17:42.501	
14	3:06.147	53.557	1:23.925	48.665	135.5	46:40.283	6	3:34.421	1:02.491	1:34.994	56.936	117.6	21:16.922	
15	3:07.984	53.679	1:24.566	49.739	134.1	49:48.267	7	3:33.724	1:04.126	1:33.878	55.720	118.0	24:50.646	
16	3:09.000	55.118	1:25.013	48.869	133.4	52:57.267	8	3:31.418	1:03.138	1:33.010	55.270	119.3	28:22.064	
17	3:06.203	53.123	1:24.668	48.412	135.4	56:03.470	9	3:53.459	1:02.392	1:42.741	1:08.326	108.0	32:15.523	
18	3:06.568	54.181	1:23.617	48.770	135.1	59:10.038	10	3:37.680	1:06.271	1:33.600	57.809	115.8	35:53.203	
19	3:05.547	52.461	1:24.598	48.488	135.9	1:02:15.585	11	4:10.359	1:08.468	1:37.297	1:24.594	100.7	40:03.562	
10 Pascal METAYER							FR	12	3:39.363	1:01.524	1:37.927	59.912	114.9	43:42.925
							LOTUS Seven	13	3:23.195	1:00.249	1:29.147	53.799	124.1	47:06.120
1	3:02.006	52.178	1:22.655	47.173	136.1	3:02.006	14	3:23.319	1:00.465	1:29.407	53.447	124.0	50:29.439	
2	3:00.935	51.660	1:22.428	46.847	139.4	6:02.941	15	3:26.351	1:02.093	1:30.495	53.763	122.2	53:55.790	
3	3:01.257	51.760	1:22.546	46.951	139.1	9:04.198	16	3:25.300	1:00.857	1:30.498	53.945	122.8	57:21.090	
4	3:01.387	52.209	1:22.014	47.164	139.0	12:05.585	17	3:25.490	1:00.951	1:30.255	54.284	122.7	1:00:46.580	
5	3:01.639	52.323	1:22.178	47.138	138.8	15:07.224	18	3:27.104	1:02.182	1:30.632	54.290	121.7	1:04:13.684	
6	3:01.972	52.742	1:21.871	47.359	138.6	18:09.196	14 Patrick LAUBER						FR	
7	3:29.766	53.435	1:38.190	58.141	120.2	21:38.962							LOTUS Seven	
8	3:31.700	1:04.085	1:33.113	54.502	119.1	25:10.662	1	3:08.245	56.008	1:23.932	48.305	131.6	3:08.245	
9	3:26.781	1:01.670	1:30.612	54.499	121.9	28:37.443	2	3:05.232	52.892	1:24.152	48.188	136.1	6:13.477	
10	3:39.299	1:03.298	1:33.505	1:02.496	115.0	32:16.742	3	3:05.091	52.551	1:24.550	47.990	136.2	9:18.568	
11	3:09.640	54.030	1:23.163	52.447	133.0	35:26.382	4	3:04.223	52.832	1:23.346	48.045	136.9	12:22.791	
12	4:02.694	1:11.841	1:38.821	1:12.032	103.9	39:29.076	5	3:03.812	52.599	1:23.510	47.703	137.2	15:26.603	
13	3:50.651	1:09.874	1:42.725	58.052	109.3	43:19.727	6	3:03.721	52.386	1:23.776	47.559	137.2	18:30.324	
14	3:02.496	53.545	1:21.878	47.073	138.2	46:22.223	7	3:20.385	58.911	1:31.049	50.425	125.8	21:50.709	
15	3:02.198	52.110	1:22.171	47.917	138.4	49:24.421	8	3:28.094	1:01.458	1:31.436	55.200	121.2	25:18.803	
16	3:02.425	53.091	1:22.327	47.007	138.2	52:26.846	9	3:43.086	1:02.241	1:31.696	1:09.149	113.0	29:01.889	
17	3:00.744	52.211	1:21.593	46.940	139.5	55:27.590	10	16:21.964	...	1:39.951	49.054	25.7	45:23.853	
18	3:01.117	52.274	1:21.782	47.061	139.2	58:28.707								



Trophee Lotus & Roadster Pro Cup

SPA SUMMER CLASSIC

Race

Sector Analysis

— Invalidated Lap ■ Personal Best ■ Session Best B Crossing the pit lane

Lap	Time	Sector 1	Sector 2	Sector 3	Kph	Elapsed	Lap	Time	Sector 1	Sector 2	Sector 3	Kph	Elapsed
11	3:07.142	53.472	1:25.269	48.401	134.7	48:30.995	7	3:43.720	1:02.837	1:41.840	59.043	112.7	22:55.473
12	3:08.066	53.815	1:25.942	48.309	134.1	51:39.061	8	3:45.840	1:07.064	1:41.587	57.189	111.6	26:41.313
13	3:06.257	53.678	1:24.533	48.046	135.4	54:45.318	9	3:53.705	1:07.490	1:49.110	57.105	107.9	30:35.018
14	3:05.208	53.288	1:23.922	47.998	136.1	57:50.526	10	3:45.153	54.092	1:26.786	1:24.275	112.0	34:20.171
15	3:07.099	53.532	1:24.872	48.695	134.8	1:00:57.625	11	3:51.913	1:01.061	1:32.392	1:18.460	108.7	38:12.084
16	3:07.205	53.949	1:25.168	48.088	134.7	1:04:04.830	12	3:34.165	55.712	1:35.748	1:02.705	117.7	41:46.249


16 Cyril GRENOT							FR
							LOTUS Seven
1	4:06.156	56.568	2:19.317	50.271	100.6	4:06.156	
2	3:13.072	54.691	1:27.869	50.512	130.6	7:19.228	
3	3:07.769	54.122	1:23.633	50.014	134.3	10:26.997	
4	3:06.007	53.475	1:24.241	48.291	135.6	13:33.004	
5	3:08.379	53.637	1:26.311	48.431	133.8	16:41.383	
6	3:14.646	53.269	1:24.341	57.036	129.5	19:56.029	
7	4:09.186	1:30.815	1:40.340	58.031	101.2	24:05.215	
8	3:47.839	1:10.458	1:38.081	59.300	110.7	27:53.054	
9	4:13.394	1:10.167	1:56.952	1:06.275	99.5	32:06.448	
10	3:10.438	54.862	1:25.442	50.134	132.4	35:16.886	
11	4:01.959	1:06.252	1:47.046	1:08.661	104.2	39:18.845	
12	3:54.926	1:09.219	1:46.306	59.401	107.3	43:13.771	
13	3:05.205	52.495	1:24.631	48.079	136.1	46:18.976	
14	3:06.567	54.017	1:25.059	47.491	135.1	49:25.543	
15	3:02.991	52.988	1:22.394	47.609	137.8	52:28.534	
16	3:02.985	53.288	1:21.966	47.731	137.8	55:31.519	
17	3:04.577	53.491	1:22.770	48.316	136.6	58:36.096	
18	3:11.967	55.700	1:25.058	51.209	131.3	1:01:48.063	

17 Olivier MARTIN							FR
							MAZDA MX5 MK1
1	3:33.104	1:11.488	1:29.165	52.451	116.3	3:33.104	
2	3:17.301	59.792	1:25.538	51.971	127.8	6:50.405	
3	3:17.474	59.459	1:25.471	52.544	127.7	10:07.879	
4	3:18.670	59.738	1:26.100	52.832	126.9	13:26.549	
5	3:17.415	59.527	1:26.071	51.817	127.7	16:43.964	
6	3:30.762	1:02.309	1:27.492	1:00.961	119.6	20:14.726	
7	3:52.216	1:13.503	1:40.415	58.298	108.6	24:06.942	
8	3:48.416	1:10.251	1:38.010	1:00.155	110.4	27:55.358	
9	4:13.042	1:09.982	1:55.934	1:07.126	99.6	32:08.400	
10	3:17.297	58.682	1:26.011	52.604	127.8	35:25.697	
11	4:02.925	1:12.028	1:38.923	1:11.974	103.8	39:28.622	
12	3:50.947	1:09.721	1:42.687	58.539	109.2	43:19.569	
13	3:16.143	58.812	1:25.584	51.747	128.5	46:35.712	
14	3:19.523	59.849	1:27.599	52.075	126.4	49:55.235	
15	3:18.454	1:00.843	1:25.748	51.863	127.1	53:13.689	
16	3:17.757	59.023	1:26.233	52.501	127.5	56:31.446	
17	3:17.942	59.226	1:26.689	52.027	127.4	59:49.388	
18	3:18.937	59.543	1:26.077	53.317	126.7	1:03:08.325	

19 Sergio PEINETTI							FR
							LOTUS Seven
1	3:17.898	1:00.271	1:28.282	49.345	125.2	3:17.898	
2	3:08.877	53.565	1:26.339	48.973	133.5	6:26.775	
3	3:09.281	52.967	1:26.537	49.777	133.2	9:36.056	
4	3:10.631	53.357	1:27.621	49.653	132.3	12:46.687	
5	3:10.836	53.713	1:26.913	50.210	132.1	15:57.523	
6	3:14.230	54.316	1:28.231	51.683	129.8	19:11.753	

21 Laurent BOUCHETAL							FR
							LOTUS Seven
1	4:08.985	55.788	2:12.349	1:00.848	99.5	4:08.985	
2	3:22.065	1:02.268	1:28.414	51.383	124.8	7:31.050	
3	3:11.791	53.946	1:28.172	49.673	131.5	10:42.841	
4	3:08.698	53.597	1:26.912	48.189	133.6	13:51.539	
5	3:09.233	53.676	1:26.691	48.866	133.2	17:00.772	
6	3:17.574	52.973	1:27.718	56.883	127.6	20:18.346	
7	3:52.784	1:15.593	1:39.272	57.919	108.3	24:11.130	
8	3:47.235	1:11.773	1:35.602	59.860	111.0	27:58.365	
9	4:07.191	1:09.957	1:54.030	1:03.204	102.0	32:05.556	
10	3:11.026	54.931	1:26.092	50.003	132.0	35:16.582	
11	4:01.696	1:06.273	1:46.932	1:08.491	104.3	39:18.278	
12	3:55.169	1:09.325	1:46.400	59.444	107.2	43:13.447	
13	3:06.256	52.200	1:24.979	49.077	135.4	46:19.703	
14	3:07.644	53.130	1:26.646	47.868	134.4	49:27.347	
15	3:05.750	53.197	1:24.702	47.851	135.7	52:33.097	
16	3:05.380	52.845	1:24.506	48.029	136.0	55:38.477	
17	3:07.727	53.115	1:26.351	48.261	134.3	58:46.204	
18	3:04.576	52.831	1:23.877	47.868	136.6	1:01:50.780	

24 Cyril JACQUET							FR
							LOTUS Seven
1	3:03.467	52.842	1:23.163	47.462	135.0	3:03.467	
2	3:02.203	52.666	1:22.531	47.006	138.4	6:05.670	
3	3:03.446	52.745	1:23.083	47.618	137.4	9:09.116	
4	3:03.970	53.009	1:23.353	47.608	137.1	12:13.086	
5	3:04.432	53.049	1:23.644	47.739	136.7	15:17.518	
6	3:04.614	53.452	1:23.470	47.692	136.6	18:22.132	
7	3:21.788	53.888	1:28.828	59.072	125.0	21:43.920	
8	3:32.234	1:04.365	1:32.529	55.340	118.8	25:16.154	
9	3:28.904	1:01.528	1:32.401	54.975	120.7	28:45.058	
10	3:35.626	1:01.445	1:32.075	1:02.106	116.9	32:20.684	
11	3:12.575	55.956	1:23.390	53.229	130.9	35:33.259	
12	4:03.836	1:10.951	1:37.756	1:15.129	103.4	39:37.095	
13	3:47.358	1:07.688	1:42.795	56.875	110.9	43:24.453	
14	3:03.933	52.555	1:23.524	47.854	137.1	46:28.386	
15	3:03.221	52.472	1:23.482	47.267	137.6	49:31.607	
16	3:04.677	54.348	1:23.097	47.232	136.5	52:36.284	
17	3:04.409	53.680	1:23.582	47.147	136.7	55:40.693	
18	3:03.412	52.754	1:23.402	47.256	137.5	58:44.105	
19	3:04.234	53.263	1:22.754	48.217	136.9	1:01:48.339	



Trophee Lotus & Roadster Pro Cup


SPA SUMMER CLASSIC

Race

Sector Analysis

— Invalidated Lap ■ Personal Best ■ Session Best B Crossing the pit lane

Lap	Time	Sector 1	Sector 2	Sector 3	Kph	Elapsed	Lap	Time	Sector 1	Sector 2	Sector 3	Kph	Elapsed
27 Xavier BECK FR							13 3:54.899 1:09.606 1:46.312 58.981 107.3 43:12.267						
MAZDA MX5 MK1							14 2:59.748 51.776 1:21.476 46.496 140.3 46:12.015						
1	3:57.554	1:26.803	1:36.047	54.704	104.3	3:57.554	15	3:01.101	51.673	1:21.428	48.000	139.2	49:13.116
2	3:24.881	1:00.128	1:31.067	53.686	123.1	7:22.435	16	2:59.382	51.753	1:21.185	46.444	140.6	52:12.498
3	3:24.497	1:00.871	1:30.568	53.058	123.3	10:46.932	17	2:59.085	51.955	1:20.873	46.257	140.8	55:11.583
4	3:22.377	1:01.074	1:28.655	52.648	124.6	14:09.309	18	2:59.474	51.950	1:21.035	46.489	140.5	58:11.057
5	3:23.169	1:00.644	1:29.825	52.700	124.1	17:32.478	19	2:58.982	51.682	1:21.030	46.270	140.9	1:01:10.039
6	3:33.460	1:02.001	1:36.180	55.279	118.1	21:05.938	31 Didier VEST FR						
7	3:26.419	1:01.925	1:30.718	53.776	122.2	24:32.357	LOTUS Seven						
8	3:35.946	1:01.133	1:34.976	59.837	116.8	28:08.303	1	3:15.316	59.634	1:26.447	49.235	126.8	3:15.316
9	4:05.387	1:06.672	1:51.732	1:06.983	102.8	32:13.690	2	3:08.145	55.140	1:24.451	48.554	134.0	6:23.461
10	3:27.598	1:01.283	1:30.449	55.866	121.5	35:41.288	3	3:07.116	54.100	1:23.825	49.191	134.8	9:30.577
11	4:06.784	1:10.351	1:36.087	1:20.346	102.2	39:48.072	4	3:08.052	54.440	1:25.012	48.600	134.1	12:38.629
12	3:46.108	1:05.305	1:40.523	1:00.280	111.5	43:34.180	5	3:06.633	53.660	1:24.426	48.547	135.1	15:45.262
13	3:21.805	59.338	1:30.110	52.357	124.9	46:55.985	6	3:06.826	53.838	1:24.225	48.763	135.0	18:52.088
14	3:22.772	59.920	1:29.694	53.158	124.3	50:18.757	7	3:33.054	1:03.705	1:35.687	53.662	118.3	22:25.142
15	3:23.634	1:00.503	1:29.657	53.474	123.8	53:42.391	8	3:22.074	1:00.992	1:30.033	51.049	124.8	25:47.216
16	3:23.299	1:00.550	1:29.150	53.599	124.0	57:05.690	9	3:15.569	59.248	1:26.245	50.076	128.9	29:02.785
17	3:44.259B	1:02.713	1:32.654	1:08.892	112.4	1:00:49.949	10	3:28.771	55.658	1:25.764	1:07.349	120.8	32:31.556
18	3:43.117	1:18.422	1:30.864	53.831	113.0	1:04:33.066	11	3:17.489	53.872	1:29.164	54.453	127.7	35:49.045
28 Jean-Christophe ALLARD FR							12	4:10.783	1:10.448	1:37.459	1:22.876	100.5	39:59.828
MAZDA MX5 MK1							13	3:40.569	1:02.982	1:37.873	59.714	114.3	43:40.397
1	3:40.298	1:16.889	1:30.026	53.383	112.5	3:40.298	14	3:07.407	55.257	1:23.128	49.022	134.5	46:47.804
2	3:22.345	1:00.536	1:28.719	53.090	124.6	7:02.643	15	3:07.596	54.708	1:23.568	49.320	134.4	49:55.400
3	3:24.366	1:02.023	1:29.737	52.606	123.4	10:27.009	16	3:06.434	54.173	1:24.032	48.229	135.2	53:01.834
4	3:21.823	1:00.853	1:28.410	52.560	124.9	13:48.832	17	3:05.083	54.085	1:23.028	47.970	136.2	56:06.917
5	3:19.982	1:00.566	1:27.056	52.360	126.1	17:08.814	18	3:05.570	53.750	1:23.534	48.286	135.9	59:12.487
6	3:27.681	1:00.560	1:30.393	56.728	121.4	20:36.495	19	3:05.157	54.078	1:22.995	48.084	136.2	1:02:17.644
7	3:42.056	1:05.102	1:35.574	1:01.380	113.5	24:18.551	33 Claude RUCHETON FR						
8	3:47.205	1:09.311	1:38.787	59.107	111.0	28:05.756	LOTUS Seven						
9	4:05.992	1:06.718	1:52.256	1:07.018	102.5	32:11.748	1	3:05.803	54.737	1:23.596	47.470	133.3	3:05.803
10	3:23.778	1:00.458	1:27.273	56.047	123.7	35:35.526	2	3:03.252	52.020	1:23.670	47.562	137.6	6:09.055
11	4:06.531	1:12.237	1:36.875	1:17.419	102.3	39:42.057	3	3:05.627	53.778	1:23.530	48.319	135.8	9:14.682
12	3:47.242	1:07.557	1:41.223	58.462	111.0	43:29.299	4	3:06.528	54.304	1:23.888	48.336	135.2	12:21.210
13	3:19.699	1:00.477	1:26.712	52.510	126.3	46:48.998	5	3:04.965	53.700	1:23.255	48.010	136.3	15:26.175
14	3:20.196	1:00.781	1:26.650	52.765	125.9	50:09.194	6	3:03.059	52.466	1:23.154	47.439	137.7	18:29.234
15	3:20.913	1:00.563	1:27.620	52.730	125.5	53:30.107	7	3:18.119	59.184	1:26.544	52.391	127.3	21:47.353
16	3:20.713	1:00.407	1:27.375	52.931	125.6	56:50.820	8	3:30.014	1:03.164	1:31.294	55.556	120.1	25:17.367
17	3:20.691	1:00.568	1:27.160	52.963	125.6	1:00:11.511	9	3:29.113	1:01.909	1:31.699	55.505	120.6	28:46.480
18	3:20.386	1:00.787	1:26.850	52.749	125.8	1:03:31.897	10	3:36.631	1:01.008	1:31.436	1:04.187	116.4	32:23.111
30 Anthoni VETRO FR							11	3:12.998	54.925	1:25.420	52.653	130.6	35:36.109
LOTUS Seven							12	4:06.773	1:12.208	1:36.771	1:17.794	102.2	39:42.882
1	3:00.942	51.720	1:22.430	46.792	136.9	3:00.942	13	3:46.841	1:07.420	1:41.146	58.275	111.2	43:29.723
2	3:00.344	51.820	1:21.810	46.714	139.8	6:01.286	14	3:03.764	53.254	1:23.154	47.356	137.2	46:33.487
3	3:01.227	52.501	1:22.148	46.578	139.1	9:02.513	15	3:05.201	53.592	1:23.865	47.744	136.1	49:38.688
4	3:00.917	51.992	1:21.845	47.080	139.4	12:03.430	16	3:04.630	52.763	1:24.101	47.766	136.6	52:43.318
5	3:00.480	51.823	1:21.575	47.082	139.7	15:03.910	17	3:03.288	52.571	1:22.911	47.806	137.6	55:46.606
6	3:01.254	51.854	1:22.595	46.805	139.1	18:05.164	18	3:03.174	52.397	1:23.101	47.676	137.7	58:49.780
7	3:22.308	53.523	1:32.661	56.124	124.6	21:27.472	19	3:03.877	52.223	1:23.562	48.092	137.1	1:01:53.657
8	3:37.444	1:07.699	1:35.988	53.757	116.0	25:04.916	34 Xavier JACQUET FR						
9	3:28.750	1:00.548	1:33.088	55.114	120.8	28:33.666	LOTUS Seven						
10	3:38.861	1:04.217	1:31.406	1:03.238	115.2	32:12.527	1	3:00.162	51.479	1:21.943	46.740	137.5	3:00.162
11	3:01.954	52.866	1:21.832	47.256	138.6	35:14.481	2	3:01.063	52.382	1:21.662	47.019	139.3	6:01.225
12	4:02.887	1:07.723	1:47.047	1:08.117	103.8	39:17.368	3	3:01.148	52.548	1:21.760	46.840	139.2	9:02.373



Trophee Lotus & Roadster Pro Cup

SPA SUMMER CLASSIC

Race

Sector Analysis

— Invalidated Lap ■ Personal Best ■ Session Best B Crossing the pit lane

Lap	Time	Sector 1	Sector 2	Sector 3	Kph	Elapsed	Lap	Time	Sector 1	Sector 2	Sector 3	Kph	Elapsed
4	3:00.557	52.136	1:21.503	46.918	139.6	12:02.930	9	3:38.678	1:01.281	1:32.503	1:04.894	115.3	32:23.223
5	3:00.780	52.213	1:21.352	47.215	139.5	15:03.710	10	3:35.109	1:01.957	1:34.039	59.113	117.2	35:58.332
6	3:01.291	52.018	1:22.458	46.815	139.1	18:05.001	11	4:11.463	1:07.494	1:36.823	1:27.146	100.3	40:09.795

35 Eric FAURE FR						
MAZDA MX5 MK1						
1	3:54.766	1:24.211	1:34.837	55.718	105.5	3:54.766
2	3:29.143	1:01.987	1:33.237	53.919	120.6	7:23.909
3	3:28.043	1:01.487	1:32.255	54.301	121.2	10:51.952
4	3:28.525	1:02.250	1:32.343	53.932	120.9	14:20.477
5	3:28.456	1:02.301	1:32.167	53.988	121.0	17:48.933
6	3:36.251	1:02.279	1:37.024	56.948	116.6	21:25.184
7	3:34.563	1:05.452	1:33.473	55.638	117.5	24:59.747
8	3:32.230	1:02.775	1:33.484	55.971	118.8	28:31.977
9	3:42.304	1:03.829	1:33.939	1:04.536	113.4	32:14.281
10	3:31.579	1:01.717	1:32.056	57.806	119.2	35:45.860
11	4:08.594	1:09.469	1:38.547	1:20.578	101.4	39:54.454
12	3:43.774	1:04.769	1:38.245	1:00.760	112.7	43:38.228
13	3:26.741	1:00.718	1:30.378	55.645	122.0	47:04.969
14	3:24.825	1:01.822	1:29.977	53.026	123.1	50:29.794
15	3:27.223	1:02.184	1:31.287	53.752	121.7	53:57.017
16	3:26.394	1:01.812	1:30.991	53.591	122.2	57:23.411
17	3:23.215	1:00.684	1:29.177	53.354	124.1	1:00:46.626
18	3:25.525	1:01.724	1:29.364	54.437	122.7	1:04:12.151

36 Dominique VULLIEZ FR						
LOTUS Seven						
1	3:02.475	52.484	1:22.725	47.266	135.8	3:02.475
2	3:01.170	52.269	1:21.899	47.002	139.2	6:03.645
3	3:01.818	52.254	1:22.347	47.217	138.7	9:05.463
4	3:02.672	52.646	1:22.146	47.880	138.0	12:08.135
5	3:02.080	52.279	1:22.393	47.408	138.5	15:10.215
6	3:02.276	52.655	1:22.365	47.256	138.3	18:12.491
7	3:27.370	53.583	1:35.473	58.314	121.6	21:39.861
8	3:31.567	1:04.115	1:33.061	54.391	119.2	25:11.428
9	3:26.910	1:01.647	1:30.485	54.778	121.9	28:38.338
10	3:40.574	1:03.133	1:33.436	1:04.005	114.3	32:18.912
11	3:09.977	56.360	1:21.727	51.890	132.7	35:28.889
12	4:02.229	1:11.204	1:38.248	1:12.777	104.1	39:31.118
13	3:49.747	1:09.383	1:42.450	57.914	109.7	43:20.865
14	3:01.814	52.796	1:21.889	47.129	138.7	46:22.679
15	3:01.811	51.874	1:22.480	47.457	138.7	49:24.490
16	3:03.068	53.273	1:22.655	47.140	137.7	52:27.558
17	3:01.120	52.541	1:21.720	46.859	139.2	55:28.678
18	3:01.554	52.391	1:22.006	47.157	138.9	58:30.232
19	3:01.661	52.651	1:21.636	47.374	138.8	1:01:31.893


38 Xavier VANDENKOORNHUYSE FR						
MAZDA MX5 MK1						
1	4:01.273	1:25.155	1:39.473	56.645	102.7	4:01.273
2	3:32.240	1:02.253	1:33.837	56.150	118.8	7:33.513
3	3:30.732	1:04.215	1:31.202	55.315	119.7	11:04.245
4	3:27.743	1:01.972	1:30.945	54.826	121.4	14:31.988
5	3:29.637	1:02.253	1:32.786	54.598	120.3	18:01.625
6	3:41.835	1:07.236	1:35.337	59.262	113.7	21:43.460
7	3:32.295	1:03.365	1:33.457	55.473	118.8	25:15.755
8	3:28.790	1:01.370	1:32.613	54.807	120.8	28:44.545

12	3:37.847	1:01.384	1:35.912	1:00.551	115.7	43:47.642
13	3:24.901	1:00.997	1:29.369	54.535	123.1	47:12.543
14	3:26.847	1:01.130	1:30.730	54.987	121.9	50:39.390
15	3:25.481	1:01.130	1:29.620	54.731	122.7	54:04.871
16	3:26.614	1:01.322	1:29.809	55.483	122.0	57:31.485
17	3:27.891	1:01.319	1:32.030	54.542	121.3	1:00:59.376
18	3:28.705	1:01.278	1:33.226	54.201	120.8	1:04:28.081

39 Philippe KOENIG FR						
LOTUS Seven						
1	3:03.765	52.805	1:23.040	47.920	134.8	3:03.765
2	3:00.829	51.942	1:22.081	46.806	139.4	6:04.594
3	3:01.236	52.027	1:22.076	47.133	139.1	9:05.830
4	3:01.519	52.621	1:22.133	46.765	138.9	12:07.349
5	3:03.219	52.976	1:22.940	47.303	137.6	15:10.568
6	3:02.209	52.375	1:22.768	47.066	138.4	18:12.777
7	3:26.742	52.985	1:35.547	58.210	122.0	21:39.519
8	3:31.600	1:03.962	1:33.216	54.422	119.2	25:11.119
9	3:26.999	1:01.531	1:30.670	54.798	121.8	28:38.118
10	3:40.630	1:03.121	1:33.393	1:04.116	114.3	32:18.748
11	3:14.159	57.542	1:23.462	53.155	129.9	35:32.907
12	4:03.543	1:10.799	1:37.770	1:14.974	103.5	39:36.450
13	3:47.436	1:07.493	1:43.220	56.723	110.9	43:23.886
14	3:03.646	52.716	1:23.743	47.187	137.3	46:27.532
15	3:01.198	52.784	1:21.384	47.030	139.2	49:28.730
16	3:00.733	52.092	1:21.452	47.189	139.5	52:29.463
17	2:59.654	51.958	1:21.068	46.628	140.3	55:29.117
18	2:59.710	51.806	1:21.283	46.621	140.3	58:28.827
19	2:59.726	52.242	1:20.885	46.599	140.3	1:01:28.553

41 Guillaume MINGOT FR						
LOTUS Seven						
1	3:12.517	56.636	1:27.264	48.617	128.7	3:12.517
2	3:06.204	53.311	1:24.498	48.395	135.4	6:18.721
3	3:06.891	53.959	1:24.808	48.124	134.9	9:25.612
4	3:05.319	53.141	1:24.036	48.142	136.1	12:30.931
5	3:05.624	52.594	1:24.367	48.663	135.8	15:36.555
6	3:04.806	52.815	1:23.956	48.035	136.4	18:41.361
7	3:19.276	55.177	1:32.109	51.990	126.5	22:00.637
8	3:24.481	57.917	1:29.818	56.746	123.3	25:25.118
9	3:28.285	59.364	1:31.423	57.498	121.1	28:53.403
10	3:34.348	58.407	1:30.670	1:05.271	117.6	32:27.751
11	3:14.759	54.602	1:26.377	53.780	129.5	35:42.510
12	4:07.493	1:11.001	1:35.850	1:20.642	101.9	39:50.003
13	3:44.999	1:05.462	1:39.895	59.642	112.1	43:35.002
14	3:05.465	53.070	1:23.958	48.437	136.0	46:40.467
15	3:08.126	53.925	1:25.548	48.653	134.0	49:48.593
16	3:07.740	54.579	1:24.333	48.828	134.3	52:56.333
17	3:06.537	53.895	1:24.262	48.380	135.2	56:02.870
18	3:06.600	53.858	1:24.349	48.393	135.1	59:09.470
19	3:05.427	52.896	1:24.285	48.246	136.0	1:02:14.897

43 Jérôme DURVILLE FR						
MAZDA MX5 MK1						



Trophee Lotus & Roadster Pro Cup

SPA SUMMER CLASSIC

Race

Sector Analysis

— Invalidated Lap ■ Personal Best ■ Session Best B Crossing the pit lane

Lap	Time	Sector 1	Sector 2	Sector 3	Kph	Elapsed	Lap	Time	Sector 1	Sector 2	Sector 3	Kph	Elapsed
1	3:34.660	1:10.542	1:31.367	52.751	115.4	3:34.660	16	3:17.691	59.028	1:26.811	51.852	127.5	56:29.893
2	3:18.731	59.092	1:27.063	52.576	126.9	6:53.391	17	3:18.832	59.337	1:27.648	51.847	126.8	59:48.725
3	3:19.244	59.250	1:27.588	52.406	126.5	10:12.635	18	3:18.718	59.527	1:26.957	52.234	126.9	1:03:07.443

Lap	Time	Sector 1	Sector 2	Sector 3	Kph	Elapsed
4	3:19.132	58.973	1:27.470	52.689	126.6	13:31.767
5	3:19.105	59.127	1:27.118	52.860	126.6	16:50.872
6	3:25.407	59.491	1:27.662	58.254	122.8	20:16.279
7	3:52.488	1:14.993	1:39.182	58.313	108.5	24:08.767
8	3:48.038	1:11.278	1:36.602	1:00.158	110.6	27:56.805
9	4:12.186	1:09.513	1:56.308	1:06.365	100.0	32:08.991
10	3:22.522	59.812	1:26.978	55.732	124.5	35:31.513
11	4:03.736	1:11.236	1:37.750	1:14.750	103.4	39:35.249
12	3:48.793	1:07.913	1:42.372	58.508	110.2	43:24.042
13	3:18.178	59.129	1:27.137	51.912	127.2	46:42.220
14	3:17.668	58.652	1:27.099	51.917	127.6	49:59.888
15	3:18.341	58.706	1:27.168	52.467	127.1	53:18.229
16	3:18.814	59.317	1:26.833	52.664	126.8	56:37.043
17	3:18.649	59.313	1:26.955	52.381	126.9	59:55.692
18	3:18.864	59.864	1:26.589	52.411	126.8	1:03:14.556


44 Valérie BACHMANN CH						
CATERHAM						
Lap	Time	Sector 1	Sector 2	Sector 3	Kph	Elapsed
1	3:56.119	1:20.013	1:41.648	54.458	104.9	3:56.119
2	3:31.029	1:02.307	1:34.508	54.214	119.5	7:27.148
3	3:27.604	1:00.230	1:33.557	53.817	121.5	10:54.752
4	3:28.174	1:00.341	1:34.499	53.334	121.1	14:22.926
5	3:27.054	1:00.743	1:33.494	52.817	121.8	17:49.980
6	3:36.445	1:02.478	1:38.201	55.766	116.5	21:26.425
7	3:36.601	1:06.099	1:37.313	53.189	116.4	25:03.026
8	3:30.343	1:01.530	1:33.524	55.289	119.9	28:33.369
9	3:45.228	1:03.692	1:35.453	1:06.083	111.9	32:18.597
10	3:42.528	1:04.476	1:38.416	59.636	113.3	36:01.125
11	4:12.619	1:07.694	1:37.300	1:27.625	99.8	40:13.744
12	3:37.061	1:02.217	1:35.134	59.710	116.2	43:50.805
13	3:26.706	1:00.716	1:32.814	53.176	122.0	47:17.511
14	3:25.731	59.501	1:33.294	52.936	122.6	50:43.242
15	3:27.232	1:01.419	1:33.140	52.673	121.7	54:10.474
16	3:24.618	59.980	1:32.073	52.565	123.2	57:35.092
17	3:26.326	58.801	1:34.499	53.026	122.2	1:01:01.418
18	3:28.778	59.774	1:33.576	55.428	120.8	1:04:30.196

49 Stéphane PONS FR						
MAZDA MX5 MK1						
Lap	Time	Sector 1	Sector 2	Sector 3	Kph	Elapsed
1	3:29.484	1:09.595	1:27.943	51.946	118.3	3:29.484
2	3:16.764	58.999	1:26.091	51.674	128.1	6:46.248
3	3:15.602	58.417	1:25.765	51.420	128.9	10:01.850
4	3:15.467	58.277	1:25.261	51.929	129.0	13:17.317
5	3:17.111	59.088	1:26.241	51.782	127.9	16:34.428
6	3:20.674	57.696	1:26.203	56.775	125.6	19:55.102
7	4:09.183	1:30.091	1:40.783	58.309	101.2	24:04.285
8	3:48.090	1:10.341	1:38.275	59.474	110.5	27:52.375
9	4:12.770	1:09.921	1:57.179	1:05.670	99.8	32:05.145
10	3:17.839	58.434	1:25.997	53.408	127.4	35:22.984
11	4:03.834	1:13.805	1:38.319	1:11.710	103.4	39:26.818
12	3:51.459	1:09.978	1:43.112	58.369	108.9	43:18.277
13	3:16.846	57.776	1:27.007	52.063	128.1	46:35.123
14	3:19.576	1:00.148	1:28.107	51.321	126.3	49:54.699
15	3:17.503	59.302	1:26.135	52.066	127.7	53:12.202

50 Tony BOUDREault FR						
MAZDA MX5 MK1						
Lap	Time	Sector 1	Sector 2	Sector 3	Kph	Elapsed
1	3:41.604	1:17.715	1:30.488	53.401	111.8	3:41.604
2	3:22.337	59.355	1:29.704	53.278	124.6	7:03.941
3	3:23.686	1:00.754	1:30.127	52.805	123.8	10:27.627
4	3:20.472	1:00.181	1:27.789	52.502	125.8	13:48.099
5	3:19.374	59.904	1:27.576	51.894	126.5	17:07.473
6	3:26.171	59.337	1:31.153	55.681	122.3	20:33.644
7	3:42.952	1:05.727	1:36.927	1:00.298	113.1	24:16.596
8	3:47.917	1:10.125	1:38.811	58.981	110.6	28:04.513
9	4:06.541	1:07.007	1:52.451	1:07.083	102.3	32:11.054
10	3:23.352	59.663	1:28.137	55.552	124.0	35:34.406
11	4:04.446	1:11.174	1:37.728	1:15.544	103.1	39:38.852
12	3:47.861	1:06.865	1:43.209	57.787	110.7	43:26.713
13	3:19.883	57.908	1:29.183	52.792	126.1	46:46.596
14	3:17.949	59.023	1:27.136	51.790	127.4	50:04.545
15	3:19.606	59.526	1:27.704	52.376	126.3	53:24.151
16	3:19.159	1:00.004	1:27.222	51.933	126.6	56:43.310
17	3:17.591	59.200	1:26.574	51.817	127.6	1:00:00.901
18	3:17.798	58.605	1:26.930	52.263	127.5	1:03:18.699

51 Bertrand BOUCHEREAU FR						
MAZDA MX5 MK1						
Lap	Time	Sector 1	Sector 2	Sector 3	Kph	Elapsed
1	3:36.979	1:12.006	1:31.774	53.199	114.2	3:36.979
2	3:21.249	1:00.324	1:27.154	53.771	125.3	6:58.228
3	3:22.910	1:00.800	1:28.512	53.598	124.3	10:21.138
4	3:21.877	1:01.069	1:27.288	53.520	124.9	13:43.015
5	3:22.149	1:00.712	1:27.869	53.568	124.7	17:05.164
6	3:27.366	1:02.077	1:29.073	56.216	121.6	20:32.530
7	3:43.597	1:06.399	1:36.938	1:00.260	112.8	24:16.127
8	3:47.886	1:10.026	1:38.908	58.952	110.6	28:04.013
9	4:06.276	1:06.822	1:52.639	1:06.815	102.4	32:10.289
10	3:24.362	59.283	1:28.872	56.207	123.4	35:34.651
11	4:05.280	1:11.889	1:37.520	1:15.871	102.8	39:39.931
12	3:48.145	1:08.690	1:41.158	58.297	110.5	43:28.076
13	3:20.780	1:00.653	1:26.909	53.218	125.6	46:48.856
14	3:22.027	1:00.971	1:27.476	53.580	124.8	50:10.883
15	3:23.349	1:00.951	1:28.331	54.067	124.0	53:34.232
16	3:23.941	1:01.293	1:28.366	54.282	123.6	56:58.173
17	3:24.019	1:01.813	1:28.074	54.132	123.6	1:00:22.192
18	3:23.036	1:01.178	1:27.879	53.979	124.2	1:03:45.228

54 Matthieu BERNARD FR						
MAZDA MX5 MK1						
Lap	Time	Sector 1	Sector 2	Sector 3	Kph	Elapsed
1	3:55.525	1:22.662	1:37.758	55.105	105.2	3:55.525
2	3:29.515	1:02.322	1:32.769	54.424	120.3	7:25.040
3	3:28.130	1:02.003	1:31.748	54.379	121.1	10:53.170
4	3:27.915	1:01.461	1:32.466	53.988	121.3	14:21.085
5	3:28.495	1:01.537	1:32.728	54.230	120.9	17:49.580
6	3:36.015	1:01.437	1:37.598	56.980	116.7	21:25.595
7	3:34.770	1:05.725	1:33.172	55.873	117.4	25:00.365
8	3:32.458	1:03.377	1:32.606	56.475	118.7	28:32.823
9	3:44.561	1:03.598	1:33.986	1:06.977	112.3	32:17.384



Trophee Lotus & Roadster Pro Cup

SPA SUMMER CLASSIC

Race

Sector Analysis

— Invalidated Lap ■ Personal Best ■ Session Best B Crossing the pit lane

Lap	Time	Sector 1	Sector 2	Sector 3	Kph	Elapsed	Lap	Time	Sector 1	Sector 2	Sector 3	Kph	Elapsed
10	3:39.430	1:03.634	1:36.891	58.905	114.9	35:56.814	2	3:09.542	59.669	1:22.586	47.287	133.0	6:14.206
11	4:11.239	1:08.435	1:36.869	1:25.935	100.4	40:08.053	3	3:02.946	52.414	1:23.541	46.991	137.8	9:17.152
12	3:38.416	1:02.072	1:36.401	59.943	115.4	43:46.469	4	3:04.199	53.072	1:23.605	47.522	136.9	12:21.351
13	3:23.534	1:00.846	1:28.866	53.822	123.9	47:10.003	5	3:03.532	52.973	1:23.454	47.105	137.4	15:24.883
14	3:25.342	1:00.946	1:30.500	53.896	122.8	50:35.345	6	3:03.873	52.833	1:23.165	47.875	137.1	18:28.756
15	3:25.934	1:01.597	1:30.079	54.258	122.4	54:01.279	7	3:17.925	59.050	1:26.503	52.372	127.4	21:46.681
16	3:24.622	1:01.448	1:28.808	54.366	123.2	57:25.901	8	3:30.081	1:03.478	1:31.089	55.514	120.0	25:16.762
17	3:25.460	1:01.101	1:29.065	55.294	122.7	1:00:51.361	9	3:28.751	1:01.845	1:31.870	55.036	120.8	28:45.513
18	3:25.242	1:01.906	1:29.497	53.839	122.9	1:04:16.603	10	3:35.575	1:01.448	1:30.360	1:03.767	117.0	32:21.088

55 Eric GIRAUD FR
LOTUS Seven

1	3:14.740	57.856	1:27.712	49.172	127.2	3:14.740
2	3:07.621	54.841	1:24.544	48.236	134.4	6:22.361
3	3:06.046	52.989	1:24.197	48.860	135.5	9:28.407
4	3:06.997	53.530	1:24.955	48.512	134.8	12:35.404
5	3:06.905	53.692	1:24.674	48.539	134.9	15:42.309
6	3:06.551	53.663	1:24.873	48.015	135.2	18:48.860
7	3:12.354	54.688	1:25.713	51.953	131.1	22:01.214
8	3:24.503	58.822	1:29.390	56.291	123.3	25:25.717
9	3:28.150	59.582	1:31.287	57.281	121.1	28:53.867
10	3:35.352	58.857	1:30.980	1:05.515	117.1	32:29.219
11	3:19.342	54.438	1:30.591	54.313	126.5	35:48.561
12	4:09.241	1:10.553	1:37.336	1:21.352	101.2	39:57.802
13	3:41.934	1:04.272	1:37.812	59.850	113.6	43:39.736
14	3:05.940	54.071	1:23.408	48.461	135.6	46:45.676
15	3:10.045	53.452	1:25.378	51.215	132.7	49:55.721
16	3:10.530	53.770	1:27.428	49.332	132.3	53:06.251
17	3:05.379	54.166	1:23.202	48.011	136.0	56:11.630
18	3:05.804	53.192	1:24.495	48.117	135.7	59:17.434
19	3:05.875	53.202	1:24.219	48.454	135.7	1:02:23.309

57 Alain OLLEVIER FR
LOTUS Seven

1	3:21.093	1:03.392	1:27.732	49.969	123.2	3:21.093
2	3:11.734	55.680	1:26.003	50.051	131.5	6:32.827
3	3:10.128	55.092	1:25.670	49.366	132.6	9:42.955
4	3:11.590	56.004	1:25.882	49.704	131.6	12:54.545
5	3:09.025	54.953	1:25.620	48.452	133.4	16:03.570
6	3:09.956	54.437	1:26.369	49.150	132.7	19:13.526
7	3:46.933	1:09.555	1:35.688	1:01.690	111.1	23:00.459
8	3:44.691	1:05.193	1:41.170	58.328	112.2	26:45.150
9	3:52.725	1:06.473	1:48.415	57.837	108.3	30:37.875
10	3:09.696	54.234	1:25.688	49.774	132.9	33:47.571
11	3:58.078	55.463	1:34.755	1:27.860	105.9	37:45.649
12	3:35.801	1:06.785	1:34.816	54.200	116.8	41:21.450
13	3:15.876	59.506	1:27.344	49.026	128.7	44:37.326
14	3:09.736	55.246	1:25.069	49.421	132.9	47:47.062
15	3:08.656	54.682	1:25.239	48.735	133.7	50:55.718
16	3:09.409	54.957	1:24.933	49.519	133.1	54:05.127
17	3:12.541	55.639	1:26.956	49.946	131.0	57:17.668
18	3:07.844	54.134	1:24.906	48.804	134.2	1:00:25.512
19	3:12.750	54.417	1:24.651	53.682	130.8	1:03:38.262

60 Jérôme CATELIN FR
LOTUS Seven

1	3:04.664	53.601	1:22.805	48.258	134.2	3:04.664
---	----------	--------	----------	--------	-------	----------


11	3:10.727	55.575	1:23.728	51.424	132.2	35:31.815
12	4:02.612	1:10.354	1:37.868	1:14.390	103.9	39:34.427
13	3:48.066	1:08.216	1:42.266	57.584	110.6	43:22.493
14	3:04.778	53.071	1:24.563	47.144	136.5	46:27.271
15	3:04.263	52.857	1:23.769	47.637	136.8	49:31.534
16	3:04.449	53.980	1:23.099	47.370	136.7	52:35.983
17	3:03.181	53.229	1:22.707	47.245	137.6	55:39.164
18	3:04.322	53.291	1:23.304	47.727	136.8	58:43.486
19	3:05.071	53.718	1:22.580	48.773	136.2	1:01:48.557

61 Alain SZYNDELMAN FR
LOTUS Seven

1	3:13.081	56.100	1:28.295	48.686	128.3	3:13.081
2	3:06.364	53.295	1:24.534	48.535	135.3	6:19.445
3	3:05.296	53.001	1:24.541	47.754	136.1	9:24.741
4	3:05.675	53.212	1:24.552	47.911	135.8	12:30.416
5	3:05.768	52.853	1:24.034	48.881	135.7	15:36.184
6	3:04.313	52.877	1:23.882	47.554	136.8	18:40.497
7	3:19.317	55.482	1:31.686	52.149	126.5	21:59.814
8	3:24.378	56.930	1:30.816	56.632	123.4	25:24.192
9	3:28.557	59.840	1:31.497	57.220	120.9	28:52.749
10	3:33.974	58.488	1:30.876	1:04.610	117.8	32:26.723
11	3:18.146	55.363	1:29.264	53.519	127.3	35:44.869
12	4:08.097	1:09.784	1:36.013	1:22.300	101.6	39:52.966
13	3:43.395	1:05.576	1:37.811	1:00.008	112.9	43:36.361
14	3:08.243	54.263	1:25.293	48.687	133.9	46:44.604
15	3:08.625	53.370	1:25.782	49.473	133.7	49:53.229
16	3:05.297	53.033	1:24.621	47.643	136.1	52:58.526
17	3:05.174	52.325	1:24.653	48.196	136.2	56:03.700
18	3:05.126	52.835	1:24.114	48.177	136.2	59:08.826
19	3:04.979	52.880	1:24.325	47.774	136.3	1:02:13.805

62 Jean-Luc SIBLOT FR
CATERHAM

1	4:17.390	1:31.668	1:46.136	59.586	96.3	4:17.390
2	3:48.647	1:04.899	1:45.284	58.464	110.3	8:06.037
3	3:44.848	1:04.054	1:43.791	57.003	112.1	11:50.885
4	3:50.981	1:04.257	1:50.958	55.766	109.2	15:41.866
5	3:46.227	1:05.251	1:43.737	57.239	111.5	19:28.093
6	4:30.641	1:50.664	1:43.043	56.934	93.2	23:58.734
7	3:47.759	1:09.659	1:40.971	57.129	110.7	27:46.493
8	5:00.827	1:12.383	1:57.123	1:51.321	83.8	32:47.320
9	5:00.487	1:09.977	1:49.625	2:00.885	83.9	37:47.807
10	3:57.982	1:09.543	1:45.486	1:02.953	105.9	41:45.789
11	3:52.369	1:07.340	1:47.295	57.734	108.5	45:38.158
12	3:43.458	1:04.653	1:41.747	57.058	112.8	49:21.616
13	4:00.383	1:09.172	1:53.566	57.645	104.9	53:21.999
14	3:46.985	1:05.762	1:46.085	55.138	111.1	57:08.984



Trophee Lotus & Roadster Pro Cup


SPA SUMMER CLASSIC

Race

Sector Analysis

— Invalidated Lap ■ Personal Best ■ Session Best B Crossing the pit lane

Lap	Time	Sector 1	Sector 2	Sector 3	Kph	Elapsed	Lap	Time	Sector 1	Sector 2	Sector 3	Kph	Elapsed	
15	3:43.268	1:01.776	1:44.892	56.600	112.9	1:00:52.252	11	4:12.003	1:07.428	1:36.463	1:28.112	100.1	40:12.454	
16	3:37.269	1:02.676	1:39.112	55.481	116.1	1:04:29.521	12	3:36.856	1:01.380	1:34.826	1:00.650	116.3	43:49.310	
63 Jeremy LEBOULENGER FR							MAZDA MX5 MK1	13 3:25.537 1:01.343 1:30.023	54.171	122.7	47:14.847			
1	4:10.193	1:30.938	1:39.670	59.585	99.0	4:10.193	14	3:27.053	1:01.500	1:30.808	54.745	121.8	50:41.900	
2	3:26.998	1:01.644	1:31.579	53.775	121.8	7:37.191	15	3:26.777	1:01.855	1:30.698	54.224	121.9	54:08.677	
3	3:27.669	1:00.941	1:32.418	54.310	121.4	11:04.860	16	3:26.429	1:01.487	1:31.034	53.908	122.1	57:35.106	
4	3:26.258	1:01.483	1:31.551	53.224	122.2	14:31.118	17	3:27.931	1:02.133	1:31.250	54.548	121.3	1:01:03.037	
5	3:28.106	1:02.778	1:31.784	53.544	121.2	17:59.224	18	3:28.036	1:01.427	1:31.880	54.729	121.2	1:04:31.073	
6	3:37.503	1:02.212	1:37.616	57.675	115.9	21:36.727	71 Jean-Michel PASQUALI FR							
7	3:32.824	1:04.571	1:33.909	54.344	118.5	25:09.551	MAZDA MX5 MK1	1	3:42.454	1:17.934	1:30.808	53.712	111.4	3:42.454
8	3:27.376	1:01.089	1:31.350	54.937	121.6	28:36.927	2	3:22.959	1:00.943	1:28.740	53.276	124.2	7:05.413	
9	3:42.085	1:02.952	1:33.739	1:05.394	113.5	32:19.012	3	3:23.805	59.818	1:29.968	54.019	123.7	10:29.218	
10	3:40.421	1:03.427	1:36.978	1:00.016	114.4	35:59.433	4	3:22.599	1:00.352	1:29.010	53.237	124.5	13:51.817	
11	4:11.789	1:07.401	1:37.081	1:27.307	100.1	40:11.222	5	3:21.314	1:00.023	1:28.242	53.049	125.2	17:13.131	
12	3:37.047	1:00.797	1:35.996	1:00.254	116.2	43:48.269	6	3:26.500	1:00.741	1:30.709	55.050	122.1	20:39.631	
13	3:24.895	1:00.602	1:30.136	54.157	123.1	47:13.164	7	3:39.340	1:03.451	1:34.509	1:01.380	115.0	24:18.971	
14	3:25.192	1:00.477	1:31.612	53.103	122.9	50:38.356	8	3:47.741	1:09.456	1:38.681	59.604	110.7	28:06.712	
15	3:26.825	59.959	1:30.506	56.360	121.9	54:05.181	9	4:05.528	1:06.738	1:51.820	1:06.970	102.7	32:12.240	
16	3:26.232	1:01.701	1:30.843	53.688	122.3	57:31.413	10	3:25.472	1:00.112	1:30.115	55.245	122.7	35:37.712	
17	3:29.363	1:01.606	1:33.665	54.092	120.4	1:01:00.776	11	4:07.231	1:12.090	1:36.222	1:18.919	102.0	39:44.943	
18	3:31.191	1:03.290	1:31.817	56.084	119.4	1:04:31.967	12	3:47.098	1:06.620	1:40.980	59.498	111.0	43:32.041	
66 Pascal BACHMANN CH							CATERHAM	13	3:22.254	1:00.212	1:29.589	52.453	124.7	46:54.295
1	3:29.763	1:09.896	1:29.111	50.756	118.1	3:29.763	14	3:23.285	1:00.646	1:28.868	53.771	124.0	50:17.580	
2	3:16.805	58.966	1:26.210	51.629	128.1	6:46.568	15	3:25.612	1:01.037	1:30.628	53.947	122.6	53:43.192	
3	3:15.792	58.114	1:26.169	51.509	128.8	10:02.360	16	3:23.099	1:00.040	1:29.757	53.302	124.1	57:06.291	
4	3:15.011	58.443	1:25.725	50.843	129.3	13:17.371	17	3:24.206	1:02.270	1:29.141	52.795	123.5	1:00:30.497	
5	3:16.240	58.331	1:25.951	51.958	128.5	16:33.611	18	3:22.182	1:00.577	1:28.305	53.300	124.7	1:03:52.679	
6	3:20.961	58.295	1:25.952	56.714	125.5	19:54.572	74 François DARMET FR							
7	4:09.243	1:29.855	1:41.111	58.277	101.2	24:03.815	MAZDA MX5 MK1	1	3:51.516	1:21.451	1:33.836	56.229	107.0	3:51.516
8	3:48.025	1:09.828	1:38.734	59.463	110.6	27:51.840	2	3:28.178	1:02.244	1:31.189	54.745	121.1	7:19.694	
9	4:12.474	1:10.057	1:57.034	1:05.383	99.9	32:04.314	3	3:29.397	1:05.437	1:30.296	53.664	120.4	10:49.091	
10	3:16.340	58.360	1:25.579	52.401	128.4	35:20.654	4	3:24.882	1:00.298	1:30.771	53.813	123.1	14:13.973	
11	4:04.269	1:09.357	1:43.615	1:11.297	103.2	39:24.923	5	3:25.801	1:02.571	1:29.768	53.462	122.5	17:39.774	
12	3:52.052	1:09.978	1:43.269	58.805	108.7	43:16.975	6	3:33.241	1:02.090	1:34.719	56.432	118.2	21:13.015	
13	3:15.350	57.831	1:27.143	50.376	129.1	46:32.325	7	3:32.276	1:04.915	1:31.847	55.514	118.8	24:45.291	
14	3:16.004	58.260	1:25.492	52.252	128.6	49:48.329	8	3:28.706	1:02.791	1:31.196	54.719	120.8	28:13.997	
15	3:16.538	58.457	1:26.102	51.979	128.3	53:04.867	9	4:00.113	1:03.802	1:47.888	1:08.423	105.0	32:14.110	
16	3:14.098	57.719	1:25.390	50.989	129.9	56:18.965	10	3:33.266	1:03.260	1:31.844	58.162	118.2	35:47.376	
17	3:15.408	58.212	1:25.320	51.876	129.0	59:34.373	11	4:09.201	1:09.700	1:37.933	1:21.568	101.2	39:56.577	
18	3:16.070	58.808	1:25.995	51.267	128.6	1:02:50.443	12	3:42.925	1:04.083	1:38.111	1:00.731	113.1	43:39.502	
69 Patrick ANCELET FR							MAZDA MX5 MK1	13	3:24.715	1:00.219	1:30.317	54.179	123.2	47:04.217
1	4:03.860	1:27.036	1:39.551	57.273	101.6	4:03.860	14	3:24.762	1:01.181	1:29.453	54.128	123.1	50:28.979	
2	3:31.670	1:03.711	1:33.538	54.421	119.1	7:35.530	15	3:25.563	1:01.851	1:29.490	54.222	122.7	53:54.542	
3	3:30.322	1:02.895	1:32.633	54.794	119.9	11:05.852	16	3:26.065	1:01.674	1:30.745	53.646	122.4	57:20.607	
4	3:27.784	1:02.017	1:30.870	54.897	121.3	14:33.636	17	3:24.994	1:00.926	1:30.328	53.740	123.0	1:00:45.601	
5	3:30.242	1:03.658	1:31.842	54.742	119.9	18:03.878	18	3:25.857	1:01.311	1:30.566	53.980	122.5	1:04:11.458	
6	3:38.114	1:03.562	1:35.736	58.816	115.6	21:41.992	77 Pierre DUPONT BE							
7	3:32.085	1:03.668	1:33.200	55.217	118.9	25:14.077	CATERHAM	1	3:33.460	1:10.445	1:31.092	51.923	116.1	3:33.460
8	3:27.980	1:02.595	1:30.843	54.542	121.2	28:42.057	2	3:19.313	59.794	1:26.575	52.944	126.5	6:52.773	
9	3:39.083	1:01.762	1:32.741	1:04.580	115.1	32:21.140	3	3:17.183	58.792	1:26.215	52.176	127.9	10:09.956	
10	3:39.311	1:03.598	1:36.234	59.479	115.0	36:00.451	4	3:16.691	58.350	1:26.413	51.928	128.2	13:26.647	



Trophee Lotus & Roadster Pro Cup


SPA SUMMER CLASSIC

Race

Sector Analysis

— Invalidated Lap ■ Personal Best ■ Session Best B Crossing the pit lane

Lap	Time	Sector 1	Sector 2	Sector 3	Kph	Elapsed	Lap	Time	Sector 1	Sector 2	Sector 3	Kph	Elapsed
5	3:18.890	59.966	1:27.347	51.577	126.8	16:45.537	19	3:04.287	53.446	1:22.850	47.991	136.8	1:01:58.417
6	3:29.435	1:00.597	1:28.147	1:00.691	120.4	20:14.972	82 Benoit THIRY BE						
7	3:52.333	1:14.976	1:39.178	58.179	108.5	24:07.305	LOTUS Seven						
8	3:48.381	1:10.461	1:37.807	1:00.113	110.4	27:55.686	1	3:22.627	1:03.582	1:28.800	50.245	122.3	3:22.627
9	4:13.561	1:09.923	1:56.143	1:07.495	99.4	32:09.247	2	3:09.714	54.439	1:26.410	48.865	132.9	6:32.341
10	3:20.448	58.131	1:26.185	56.132	125.8	35:29.695	3	3:10.215	55.073	1:25.607	49.535	132.6	9:42.556
11	4:03.148	1:11.287	1:38.142	1:13.719	103.7	39:32.843	4	3:11.025	55.296	1:26.216	49.513	132.0	12:53.581
12	3:49.125	1:08.567	1:42.135	58.423	110.0	43:21.968	5	3:09.481	55.260	1:25.594	48.627	133.1	16:03.062
13	3:17.029	58.221	1:26.761	52.047	128.0	46:38.997	6	3:09.248	54.199	1:25.088	49.961	133.2	19:12.310
14	3:17.799	58.614	1:26.867	52.318	127.5	49:56.796	7	3:45.089	1:05.770	1:39.550	59.769	112.0	22:57.399
15	3:16.146	58.746	1:25.293	52.107	128.5	53:12.942	8	3:45.493	1:06.022	1:41.490	57.981	111.8	26:42.892
16	3:18.313	58.553	1:26.225	53.535	127.1	56:31.255	9	3:52.887	1:06.750	1:49.053	57.084	108.3	30:35.779
17	3:18.541	58.214	1:26.911	53.416	127.0	59:49.796	10	3:11.508	54.651	1:25.751	51.106	131.7	33:47.287
18	3:19.286	1:00.272	1:27.009	52.005	126.5	1:03:09.082	11	3:57.109	55.757	1:33.185	1:28.167	106.3	37:44.396
79 Antoine BLANC FR							83 Alain BERSON FR						
LOTUS Seven							LOTUS Seven						
1	3:13.493	56.772	1:27.947	48.774	128.0	3:13.493	1	3:19.817	1:02.351	1:27.194	50.272	124.0	3:19.817
2	3:07.652	54.131	1:24.924	48.597	134.4	6:21.145	2	3:10.401	55.721	1:25.474	49.206	132.4	6:30.218
3	3:06.604	53.619	1:23.967	49.018	135.1	9:27.749	3	3:09.727	55.033	1:25.376	49.318	132.9	9:39.945
4	3:07.160	53.913	1:24.518	48.729	134.7	12:34.909	4	3:09.885	55.471	1:24.620	49.794	132.8	12:49.830
5	3:07.844	53.992	1:24.335	49.517	134.2	15:42.753	5	3:08.644	55.043	1:24.498	49.103	133.7	15:58.474
6	3:07.239	54.643	1:24.318	48.278	134.7	18:49.992	6	3:12.703	54.541	1:25.794	52.368	130.8	19:11.177
7	3:14.466	55.387	1:28.705	50.374	129.7	22:04.458	7	3:43.659	1:02.616	1:42.109	58.934	112.7	22:54.836
8	3:21.684	56.107	1:29.834	55.743	125.0	25:26.142	8	3:45.822	1:06.868	1:41.736	57.218	111.7	26:40.658
9	3:28.249	59.791	1:31.342	57.116	121.1	28:54.391	9	3:53.264	1:07.145	1:49.319	56.800	108.1	30:33.922
10	3:35.120	58.705	1:30.987	1:05.428	117.2	32:29.511	10	3:16.511	55.977	1:25.240	55.294	128.3	33:50.433
11	3:18.256	53.687	1:28.700	55.869	127.2	35:47.767	11	3:56.465	1:00.593	1:38.229	1:17.643	106.6	37:46.898
12	4:09.333	1:10.083	1:37.999	1:21.251	101.1	39:57.100	12	3:35.659	1:07.014	1:34.194	54.451	116.9	41:22.557
13	3:42.611	1:04.155	1:38.066	1:00.390	113.3	43:39.711	13	3:21.123	58.903	1:27.087	55.133	125.4	44:43.680
14	3:10.806	56.989	1:25.607	48.210	132.1	46:50.517	14	3:30.338	1:04.380	1:28.271	57.687	119.9	48:14.018
15	3:06.925	53.505	1:24.802	48.618	134.9	49:57.442	15	3:38.462	1:02.448	1:38.691	57.323	115.4	51:52.480
16	3:06.357	53.393	1:24.719	48.245	135.3	53:03.799	16	3:33.580	1:02.866	1:35.124	55.590	118.1	55:26.060
17	3:04.111	52.926	1:23.491	47.694	137.0	56:07.910	17	3:50.098	1:08.567	1:39.150	1:02.381	109.6	59:16.158
18	3:03.882	52.732	1:23.209	47.941	137.1	59:11.792	18	4:03.220B	1:06.626	1:43.128	1:13.466	103.7	1:03:19.378
19	3:05.268	52.840	1:24.450	47.978	136.1	1:02:17.060	88 Cédric BAIKER CH						
80 Olivier FORZANO FR							CATERHAM						
LOTUS Seven							1	3:29.911	1:09.864	1:28.679	51.368	118.0	3:29.911
1	3:04.501	52.985	1:23.250	48.266	134.3	3:04.501	2	3:15.140	58.730	1:25.096	51.314	129.2	6:45.051
2	3:04.140	52.953	1:22.753	48.434	136.9	6:08.641	3	3:14.075	57.458	1:25.134	51.483	129.9	9:59.126
3	3:06.423	54.269	1:24.020	48.134	135.3	9:15.064	4	3:18.978	58.163	1:28.561	52.254	126.7	13:18.104
4	3:05.238	53.739	1:23.371	48.128	136.1	12:20.302	5	3:15.768	58.570	1:25.397	51.801	128.8	16:33.872
5	3:05.073	53.535	1:23.774	47.764	136.2	15:25.375	6	3:21.647	58.111	1:26.555	56.981	125.0	19:55.519
6	3:04.167	52.949	1:23.296	47.922	136.9	18:29.542	7	4:09.333	1:30.562	1:40.675	58.096	101.1	24:04.852
7	3:18.378	59.475	1:26.995	51.908	127.1	21:47.920	8	3:47.932	1:10.388	1:38.108	59.436	110.6	27:52.784
8	3:29.794	1:02.883	1:31.303	55.608	120.2	25:17.714	9	4:13.514	1:10.028	1:57.139	1:06.347	99.5	32:06.298
9	3:29.174	1:01.935	1:31.593	55.646	120.5	28:46.888	10	3:23.934	1:00.467	1:26.537	56.930	123.6	35:30.232
10	3:36.416	1:01.033	1:30.865	1:04.518	116.5	32:23.304							
11	3:14.740	57.172	1:26.378	51.190	129.5	35:38.044							
12	4:07.203	1:12.119	1:36.244	1:18.840	102.0	39:45.247							
13	3:46.359	1:06.610	1:41.096	58.653	111.4	43:31.606							
14	3:05.298	52.960	1:24.330	48.008	136.1	46:36.904							
15	3:04.615	53.121	1:23.507	47.987	136.6	49:41.519							
16	3:04.254	53.438	1:22.996	47.820	136.8	52:45.773							
17	3:04.010	53.180	1:22.770	48.060	137.0	55:49.783							
18	3:04.347	53.060	1:23.336	47.951	136.8	58:54.130							



Trophee Lotus & Roadster Pro Cup

SPA SUMMER CLASSIC

Race

Sector Analysis

— Invalidated Lap ■ Personal Best ■ Session Best B Crossing the pit lane

Lap	Time	Sector 1	Sector 2	Sector 3	Kph	Elapsed	Lap	Time	Sector 1	Sector 2	Sector 3	Kph	Elapsed
11	4:02.972	1:11.331	1:38.134	1:13.507	103.8	39:33.204	5	3:18.382	59.129	1:27.146	52.107	127.1	16:51.405
12	3:49.216	1:08.881	1:42.497	57.838	110.0	43:22.420	6	3:26.070	59.792	1:28.742	57.536	122.4	20:17.475
13	3:13.188	57.718	1:24.842	50.628	130.5	46:35.608	7	3:53.239	1:15.129	1:39.740	58.370	108.1	24:10.714
14	3:18.551	58.212	1:28.248	52.091	127.0	49:54.159	8	3:47.379	1:11.503	1:35.451	1:00.425	110.9	27:58.093
15	3:18.624	1:02.099	1:24.766	51.759	126.9	53:12.783	9	4:11.763	1:08.951	1:55.787	1:07.025	100.2	32:09.856
16	3:17.972	58.693	1:26.765	52.514	127.4	56:30.755	10	3:23.900	59.267	1:28.811	55.822	123.7	35:33.756
17	3:15.102	58.721	1:24.789	51.592	129.2	59:45.857	11	4:04.551	1:11.072	1:37.675	1:15.804	103.1	39:38.307
18	3:15.077	59.369	1:24.724	50.984	129.3	1:03:00.934	12	3:47.454	1:06.686	1:43.136	57.632	110.9	43:25.761


99 Simoh MOUMILE FR						
MAZDA MX5 MK1						
1	3:52.221	1:21.796	1:35.142	55.283	106.7	3:52.221
2	3:27.174	1:01.323	1:31.102	54.749	121.7	7:19.395
3	3:25.817	1:02.473	1:30.055	53.289	122.5	10:45.212
4	3:23.271	1:00.185	1:29.940	53.146	124.0	14:08.483
5	3:24.247	1:01.045	1:29.694	53.508	123.4	17:32.730
6	3:33.827	1:01.869	1:36.886	55.072	117.9	21:06.557
7	3:26.665	1:01.779	1:31.140	53.746	122.0	24:33.222
8	3:35.510	1:00.677	1:35.050	59.783	117.0	28:08.732
9	4:04.991	1:06.494	1:51.033	1:07.464	102.9	32:13.723
10	3:23.186	1:00.003	1:28.226	54.957	124.1	35:36.909
11	4:07.025	1:12.049	1:36.599	1:18.377	102.1	39:43.934
12	3:47.617	1:06.856	1:41.311	59.450	110.8	43:31.551
13	3:23.828	1:00.435	1:31.034	52.359	123.7	46:55.379
14	3:22.740	59.735	1:29.619	53.386	124.4	50:18.119
15	3:23.194	1:00.260	1:29.958	52.976	124.1	53:41.313
16	3:24.629	1:00.810	1:29.549	54.270	123.2	57:05.942
17	3:23.381	1:01.061	1:28.558	53.762	124.0	1:00:29.323
18	3:22.496	1:00.553	1:29.115	52.828	124.5	1:03:51.819

100 Gaëtan JAN FR						
LOTUS Seven						
1	4:02.160	1:21.925	1:43.384	56.851	102.3	4:02.160
2	3:29.867	59.272	1:35.315	55.280	120.1	7:32.027
3	3:25.674	58.510	1:33.644	53.520	122.6	10:57.701
4	3:26.487	58.161	1:34.858	53.468	122.1	14:24.188
5	3:26.675	1:00.242	1:34.107	52.326	122.0	17:50.863
6	3:32.788	59.002	1:37.576	56.210	118.5	21:23.651
7	3:32.889	1:03.362	1:35.763	53.764	118.4	24:56.540
8	3:29.761	1:00.286	1:35.776	53.699	120.2	28:26.301
9	3:49.265	1:01.592	1:41.050	1:06.623	110.0	32:15.566
10	3:38.850	1:03.237	1:38.552	57.061	115.2	35:54.416
11	4:09.866	1:08.446	1:37.203	1:24.217	100.9	40:04.282
12	3:38.653	1:01.964	1:38.021	58.668	115.3	43:42.935
13	3:21.946	57.733	1:31.294	52.919	124.9	47:04.881
14	3:22.506	56.409	1:32.819	53.278	124.5	50:27.387
15	3:18.795	56.011	1:31.213	51.571	126.8	53:46.182
16	3:20.368	57.684	1:30.634	52.050	125.8	57:06.550
17	3:17.010	55.981	1:30.230	50.799	128.0	1:00:23.560
18	3:20.110	56.506	1:32.258	51.346	126.0	1:03:43.670

112 FADY FR						
MAZDA MX5 MK1						
1	3:35.183	1:11.590	1:31.042	52.551	115.1	3:35.183
2	3:18.867	59.524	1:26.819	52.524	126.8	6:54.050
3	3:19.665	59.420	1:27.854	52.391	126.3	10:13.715
4	3:19.308	59.754	1:27.008	52.546	126.5	13:33.023

117 Axel CASTILLOU FR						
MAZDA MX5 MK1						
1	3:26.708	1:06.249	1:28.745	51.714	119.9	3:26.708
2	3:14.762	57.829	1:25.525	51.408	129.5	6:41.470
3	3:16.008	58.422	1:26.518	51.068	128.6	9:57.478
4	3:15.110	58.158	1:25.555	51.397	129.2	13:12.588
5	3:16.326	58.345	1:26.748	51.233	128.4	16:28.914
6	3:18.406	58.255	1:25.644	54.507	127.1	19:47.320
7	4:12.662	1:32.918	1:42.504	57.240	99.8	23:59.982
8	3:49.481	1:10.721	1:39.522	59.238	109.9	27:49.463
9	4:12.606	1:10.070	1:57.391	1:05.145	99.8	32:02.069
10	3:16.760	58.244	1:26.137	52.379	128.1	35:18.829
11	4:04.396	1:08.104	1:45.256	1:11.036	103.2	39:23.225
12	3:52.596	1:09.522	1:43.323	59.751	108.4	43:15.821
13	3:14.529	57.927	1:25.787	50.815	129.6	46:30.350
14	3:15.170	57.833	1:25.979	51.358	129.2	49:45.520
15	3:16.119	58.460	1:26.480	51.179	128.6	53:01.639
16	3:16.230	58.712	1:25.880	51.638	128.5	56:17.869
17	3:16.556	58.701	1:25.697	52.158	128.3	59:34.425
18	3:16.796	58.480	1:25.962	52.354	128.1	1:02:51.221

121 Nicolas BELOU FR						
LOTUS Seven						
1	3:00.848	51.629	1:22.236	46.983	137.0	3:00.848
2	3:01.329	51.902	1:22.494	46.933	139.1	6:02.177
3	3:00.975	52.349	1:22.110	46.516	139.3	9:03.152
4	3:00.779	51.832	1:22.008	46.939	139.5	12:03.931
5	3:00.635	51.720	1:22.159	46.756	139.6	15:04.566
6	3:01.495	51.725	1:23.028	46.742	138.9	18:06.061
7	3:23.023	53.099	1:34.287	55.637	124.2	21:29.084
8	3:36.582	1:07.629	1:36.081	52.872	116.4	25:05.666
9	3:28.863	1:01.146	1:32.581	55.136	120.7	28:34.529
10	3:38.203	1:04.553	1:31.622	1:02.028	115.6	32:12.732
11	3:05.490	54.089	1:22.110	49.291	135.9	35:18.222
12	4:04.382	1:06.861	1:46.691	1:10.830	103.2	39:22.604
13	3:52.357	1:09.125	1:43.995	59.237	108.5	43:14.961
14	3:00.959	53.047	1:21.365	46.547	139.3	46:15.920
15	3:00.699	52.135	1:21.458	47.106	139.5	49:16.619
16	3:00.305	52.230	1:21.445	46.630	139.8	52:16.924
17	3:00.698	52.242	1:21.273	47.183	139.5	55:17.622
18	3:01.449	52.451	1:22.022	46.976	139.0	58:19.071
19	3:00.893	52.453	1:21.642	46.798	139.4	1:01:19.964



Trophee Lotus & Roadster Pro Cup


SPA SUMMER CLASSIC

Race

Sector Analysis

— Invalidated Lap ■ Personal Best ■ Session Best B Crossing the pit lane

Lap	Time	Sector 1	Sector 2	Sector 3	Kph	Elapsed	Lap	Time	Sector 1	Sector 2	Sector 3	Kph	Elapsed
123 Basile GRONFIER FR							143 Charles SIONNEAU FR						
CATERHAM							MAZDA MX5 MK1						
1	3:14.369	58.465	1:25.843	50.061	127.5	3:14.369	1	4:04.327	1:30.963	1:36.794	56.570	101.4	4:04.327
2	3:08.528	55.499	1:23.917	49.112	133.7	6:22.897	2	3:29.602	1:02.794	1:32.209	54.599	120.3	7:33.929
3	3:07.666	55.019	1:23.291	49.356	134.4	9:30.563	3	3:29.201	1:03.702	1:31.936	53.563	120.5	11:03.130
4	3:08.614	55.799	1:24.124	48.691	133.7	12:39.177	4	3:26.570	1:02.111	1:30.471	53.988	122.1	14:29.700
5	3:07.281	54.515	1:23.468	49.298	134.6	15:46.458	5	3:29.702	1:03.967	1:31.126	54.609	120.2	17:59.402
6	3:07.543	55.148	1:23.183	49.212	134.4	18:54.001	6	3:38.952	1:02.340	1:38.530	58.082	115.2	21:38.354
7	3:32.570	1:02.515	1:36.157	53.898	118.6	22:26.571	7	3:31.958	1:04.565	1:32.739	54.654	119.0	25:10.312
8	3:47.879 B	1:06.849	1:36.869	1:04.161	110.6	26:14.450	8	3:27.000	1:01.825	1:30.357	54.818	121.8	28:37.312
9	4:24.211	1:43.875	1:42.213	58.123	95.4	30:38.661	9	3:42.437	1:03.108	1:33.516	1:05.813	113.4	32:19.749
10	3:09.257	54.540	1:23.854	50.863	133.2	33:47.918	10	3:36.481	1:02.889	1:34.381	59.211	116.5	35:56.230
11	3:57.107	55.400	1:33.750	1:27.957	106.3	37:45.025	11	4:11.191	1:08.273	1:36.880	1:26.038	100.4	40:07.421
12	3:35.378	1:06.704	1:34.554	54.120	117.1	41:20.403	12	3:38.405	1:01.657	1:36.811	59.937	115.4	43:48.826
13	3:16.510	59.800	1:27.416	49.294	128.3	44:36.913	13	3:23.085	59.760	1:29.230	54.095	124.2	47:08.911
14	3:09.441	55.340	1:24.258	49.843	133.1	47:46.354	14	3:26.056	1:01.040	1:30.876	54.140	122.4	50:34.967
15	3:09.934	55.471	1:25.415	49.048	132.8	50:56.288	15	3:27.514	1:01.642	1:31.669	54.203	121.5	54:02.481
16	3:10.222	56.129	1:24.803	49.290	132.6	54:06.510	16	3:28.345	1:02.603	1:30.458	55.284	121.0	57:30.826
17	3:11.899	57.211	1:24.705	49.983	131.4	57:18.409	17	3:29.224	1:01.818	1:33.177	54.229	120.5	1:01:00.050
18	3:08.808	55.160	1:24.460	49.188	133.5	1:00:27.217	18	3:26.888	1:00.825	1:32.072	53.991	121.9	1:04:26.938
19	3:07.442	55.608	1:23.729	48.105	134.5	1:03:34.659							
134 Clément JAN FR							144 Jean-Philippe RANDAZZO FR						
CATERHAM							MAZDA MX5 MK1						
1	3:23.614	1:03.734	1:29.756	50.124	121.7	3:23.614	1	3:53.005	1:22.318	1:35.787	54.900	106.3	3:53.005
2	3:10.133	55.100	1:25.952	49.081	132.6	6:33.747	2	3:27.437	1:01.826	1:30.982	54.629	121.6	7:20.442
3	3:09.579	54.608	1:26.163	48.808	133.0	9:43.326	3	3:26.001	1:02.144	1:30.219	53.638	122.4	10:46.443
4	3:10.489	55.219	1:25.822	49.448	132.4	12:53.815	4	3:25.509	1:02.177	1:29.608	53.724	122.7	14:11.952
5	3:08.283	54.802	1:24.654	48.827	133.9	16:02.098	5	3:29.701	1:03.047	1:30.314	56.340	120.2	17:41.653
6	3:10.816	55.217	1:26.368	49.231	132.1	19:12.914	6	3:35.680	1:03.258	1:35.714	56.708	116.9	21:17.333
7	3:46.630	1:08.914	1:36.464	1:01.252	111.3	22:59.544	7	3:34.020	1:04.387	1:33.921	55.712	117.8	24:51.353
8	3:45.167	1:05.421	1:40.933	58.813	112.0	26:44.711	8	3:31.476	1:03.263	1:32.710	55.503	119.2	28:22.829
9	3:52.256	1:06.083	1:48.528	57.645	108.6	30:36.967	9	3:51.721	1:03.109	1:41.654	1:06.958	108.8	32:14.550
							10	3:29.451	1:02.561	1:29.821	57.069	120.4	35:44.001
							11	4:08.444	1:10.022	1:35.827	1:22.595	101.5	39:52.445
							12	3:44.375	1:04.960	1:38.286	1:01.129	112.4	43:36.820
							13	3:27.889	1:02.264	1:29.692	55.933	121.3	47:04.709
							14	3:24.313	1:01.217	1:29.319	53.777	123.4	50:29.022
							15	3:27.547	1:02.963	1:30.869	53.715	121.5	53:56.569
							16	3:26.469	1:02.284	1:30.584	53.601	122.1	57:23.038
							17	3:24.551	1:01.429	1:29.673	53.449	123.3	1:00:47.589
							18	3:25.521	1:01.891	1:29.385	54.245	122.7	1:04:13.110
136 Ludovic BELLINATO FR							160 Léo BOURGET FR						
MAZDA MX5 MK1							MAZDA MX5 MK1						
1	3:25.639	1:05.987	1:27.901	51.751	120.5	3:25.639	1	3:36.268	1:12.731	1:30.774	52.763	114.6	3:36.268
2	3:16.497	59.007	1:25.718	51.772	128.3	6:42.136	2	3:17.379	58.801	1:26.737	51.841	127.7	6:53.647
3	3:15.086	57.997	1:26.063	51.026	129.2	9:57.222	3	3:18.428	59.065	1:27.138	52.225	127.1	10:12.075
4	3:15.761	58.506	1:25.840	51.415	128.8	13:12.983	4	3:19.257	59.281	1:27.446	52.530	126.5	13:31.332
5	3:15.288	58.033	1:26.030	51.225	129.1	16:28.271	5	3:19.356	59.323	1:26.710	53.323	126.5	16:50.688
6	3:16.403	58.814	1:25.462	52.127	128.4	19:44.674	6	3:26.313	59.492	1:28.328	58.493	122.2	20:17.001
7	4:14.508	1:34.682	1:42.637	57.189	99.1	23:59.182	7	3:52.635	1:14.980	1:39.677	57.978	108.4	24:09.636
8	3:49.828	1:10.932	1:39.652	59.244	109.7	27:49.010	8	3:47.711	1:11.474	1:36.081	1:00.156	110.7	27:57.347
9	4:12.699	1:09.909	1:57.546	1:05.244	99.8	32:01.709	9	4:12.164	1:09.303	1:56.309	1:06.552	100.0	32:09.511
10	3:16.156	58.520	1:25.334	52.302	128.5	35:17.865	10	3:23.028	59.406	1:27.898	55.724	124.2	35:32.539
11	4:02.478	1:06.728	1:46.434	1:09.316	104.0	39:20.343	11	4:03.413	1:10.808	1:37.652	1:14.953	103.6	39:35.952
12	3:54.583	1:09.103	1:45.825	59.655	107.5	43:14.926	12	3:48.395	1:07.790	1:42.872	57.733	110.4	43:24.347
13	3:15.090	58.644	1:25.634	50.812	129.2	46:30.016							
14	3:15.148	58.062	1:25.694	51.392	129.2	49:45.164							
15	3:16.082	58.700	1:26.252	51.130	128.6	53:01.246							
16	3:15.257	58.349	1:25.277	51.631	129.1	56:16.503							
17	3:16.195	59.397	1:25.177	51.621	128.5	59:32.698							
18	3:16.646	59.360	1:25.582	51.704	128.2	1:02:49.344							



Trophee Lotus & Roadster Pro Cup

SPA SUMMER CLASSIC

Race

Sector Analysis

— Invalidated Lap ■ Personal Best ■ Session Best B Crossing the pit lane

Lap	Time	Sector 1	Sector 2	Sector 3	Kph	Elapsed	Lap	Time	Sector 1	Sector 2	Sector 3	Kph	Elapsed
13	3:19.611	59.008	1:28.179	52.424	126.3	46:43.958	6	3:21.184	59.201	1:25.482	56.501	125.3	19:53.571
14	3:20.129	59.055	1:27.564	53.510	126.0	50:04.087	7	4:09.709	1:30.046	1:41.211	58.452	101.0	24:03.280
15	3:19.895	59.894	1:27.106	52.895	126.1	53:23.982	8	3:48.054	1:09.720	1:38.740	59.594	110.6	27:51.334
16	3:19.721	1:00.088	1:27.005	52.628	126.2	56:43.703	9	4:12.571	1:09.795	1:57.201	1:05.575	99.8	32:03.905
17	3:19.380	58.960	1:27.885	52.535	126.5	1:00:03.083	10	3:17.661	58.934	1:25.782	52.945	127.6	35:21.566
18	3:21.466	1:00.241	1:28.256	52.969	125.2	1:03:24.549	11	4:04.818	1:12.751	1:40.091	1:11.976	103.0	39:26.384

171 Dany SEIGNEURIN

FR
LOTUS Seven

1	3:05.123	53.997	1:23.359	47.767	133.8	3:05.123
2	3:04.142	52.329	1:23.181	48.632	136.9	6:09.265
3	3:06.895	53.854	1:24.488	48.553	134.9	9:16.160
4	3:06.422	53.913	1:24.117	48.392	135.3	12:22.582
5	3:08.128	53.768	1:25.041	49.319	134.0	15:30.710
6	3:05.657	53.343	1:23.427	48.887	135.8	18:36.367
7	3:20.205	55.585	1:27.604	52.016	125.9	21:56.572
8	3:26.511	58.232	1:31.120	57.159	122.1	25:23.083
9	3:28.481	59.590	1:31.686	57.205	120.9	28:51.564
10	3:33.568	58.476	1:29.783	1:05.309	118.1	32:25.132
11	3:17.088	55.777	1:27.246	54.065	127.9	35:42.220
12	4:07.287	1:10.723	1:36.117	1:20.447	102.0	39:49.507
13	3:45.150	1:05.307	1:40.200	59.643	112.0	43:34.657
14	3:06.528	53.882	1:23.874	48.772	135.2	46:41.185
15	3:08.462	54.161	1:24.954	49.347	133.8	49:49.647
16	3:08.936	55.999	1:23.076	49.861	133.5	52:58.583
17	3:05.802	53.774	1:23.494	48.534	135.7	56:04.385
18	3:06.203	53.944	1:23.442	48.817	135.4	59:10.588
19	3:05.971	53.699	1:23.280	48.992	135.6	1:02:16.559

177 Yannick BLANC

FR
MAZDA MX5 MK1

1	3:32.733	1:10.441	1:29.346	52.946	116.5	3:32.733
2	3:18.422	1:00.501	1:25.676	52.245	127.1	6:51.155
3	3:17.785	59.845	1:25.543	52.397	127.5	10:08.940
4	3:17.132	59.220	1:25.768	52.144	127.9	13:26.072
5	3:18.261	1:00.305	1:25.987	51.969	127.2	16:44.333
6	3:31.355	1:02.289	1:28.241	1:00.825	119.3	20:15.688
7	3:52.506	1:14.901	1:39.129	58.476	108.4	24:08.194
8	3:48.178	1:10.834	1:37.007	1:00.337	110.5	27:56.372
9	4:09.253	1:09.177	1:56.413	1:03.663	101.2	32:05.625
10	3:22.134	59.996	1:27.093	55.045	124.7	35:27.759
11	4:02.376	1:10.919	1:38.837	1:12.620	104.0	39:30.135
12	3:50.366	1:09.222	1:42.822	58.322	109.5	43:20.501
13	3:19.142	59.657	1:26.609	52.876	126.6	46:39.643
14	3:19.286	1:00.138	1:26.837	52.311	126.5	49:58.929
15	3:19.655	59.510	1:27.912	52.233	126.3	53:18.584
16	3:17.874	58.984	1:26.323	52.567	127.4	56:36.458
17	3:18.934	59.705	1:26.246	52.983	126.7	59:55.392
18	3:18.818	1:00.169	1:25.980	52.669	126.8	1:03:14.210

188 Mickaël BLANC

FR
MAZDA MX5 MK1

1	3:28.536	1:09.616	1:27.278	51.642	118.8	3:28.536
2	3:16.460	58.965	1:25.514	51.981	128.3	6:44.996
3	3:15.376	58.484	1:25.337	51.555	129.1	10:00.372
4	3:15.741	57.932	1:25.772	52.037	128.8	13:16.113
5	3:16.274	58.446	1:25.670	52.158	128.5	16:32.387

223 Marc SAUVADET

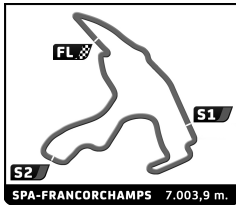
FR
MAZDA MX5 MK1

1	3:51.863	1:22.296	1:33.909	55.658	106.9	3:51.863
2	3:27.686	1:01.898	1:31.701	54.087	121.4	7:19.549
3	3:25.250	1:02.379	1:28.998	53.873	122.8	10:44.799
4	3:28.755	1:00.738	1:29.162	58.855	120.8	14:13.554
5	3:51.444	1:16.360	1:41.635	53.449	108.9	18:04.998
6	3:35.686	1:01.635	1:35.484	58.567	116.9	21:40.684
7	3:31.872	1:03.997	1:32.999	54.876	119.0	25:12.556
8	3:27.186	1:01.795	1:30.519	54.872	121.7	28:39.742
9	3:40.630	1:02.479	1:33.734	1:04.417	114.3	32:20.372
10	3:35.439	1:03.605	1:34.007	57.827	117.0	35:55.811
11	4:11.254	1:07.973	1:37.117	1:26.164	100.4	40:07.065
12	3:38.245	1:01.466	1:36.609	1:00.170	115.5	43:45.310
13	3:42.654	1:00.041	1:28.730	1:13.883	113.2	47:27.964
14	3:25.445	1:01.260	1:30.013	54.172	122.7	50:53.409
15	3:26.454	1:02.252	1:30.345	53.857	122.1	54:19.863
16	3:24.281	1:00.692	1:29.853	53.736	123.4	57:44.144
17	3:23.491	1:00.743	1:29.304	53.444	123.9	1:01:07.635
18	3:24.605	1:01.315	1:29.503	53.787	123.2	1:04:32.240

277 Laurent FRESNAIS

FR
MAZDA MX5 MK1

1	3:26.416	1:06.083	1:28.346	51.987	120.0	3:26.416
2	3:15.363	58.034	1:25.179	52.150	129.1	6:41.779
3	3:16.062	58.282	1:26.526	51.254	128.6	9:57.841
4	3:15.567	59.302	1:25.058	51.207	128.9	13:13.408
5	3:15.800	57.801	1:26.737	51.262	128.8	16:29.208
6	3:19.292	58.484	1:25.614	55.194	126.5	19:48.500
7	4:12.768	1:33.505	1:41.790	57.473	99.8	24:01.268
8	3:49.373	1:10.918	1:39.085	59.370	109.9	27:50.641
9	4:12.486	1:09.959	1:57.370	1:05.157	99.9	32:03.127
10	3:16.898	58.886	1:25.825	52.187	128.1	35:20.025
11	4:04.281	1:08.451	1:44.464	1:11.366	103.2	39:24.306
12	3:52.257	1:09.819	1:43.109	59.329	108.6	43:16.563
13	3:13.993	57.568	1:25.541	50.884	130.0	46:30.556
14	3:38.589 B	58.882	1:33.267	1:06.440	115.3	50:09.145
15	4:22.932	2:04.849	1:25.798	52.285	95.9	54:32.077
16	3:18.088	59.713	1:25.832	52.543	127.3	57:50.165
17	3:16.142	59.505	1:25.339	51.298	128.6	1:01:06.307
18	3:18.919	58.573	1:28.387	51.959	126.8	1:04:25.226



Trophee Lotus & Roadster Pro Cup

SPA SUMMER CLASSIC

Race

Sector Analysis

_ Invalidated Lap
 ■ Personal Best
 ■ Session Best
 B Crossing the pit lane

Lap	Time	Sector 1	Sector 2	Sector 3	Kph	Elapsed	Lap	Time	Sector 1	Sector 2	Sector 3	Kph	Elapsed
288 Lou BELLINATO FR MAZDA MX5 MK1													
1	3:37.924	1:14.039	1:30.408	53.477	113.7	3:37.924							
2	3:20.481	59.494	1:27.622	53.365	125.8	6:58.405							
3	3:21.517	1:00.301	1:27.413	53.803	125.1	10:19.922							
4	3:22.159	1:00.422	1:28.142	53.595	124.7	13:42.081							
5	3:26.354	1:00.463	1:31.697	54.194	122.2	17:08.435							