

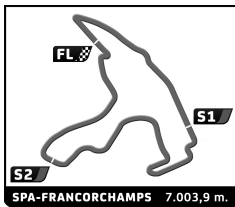
Colmore YTCC SPA SUMMER CLASSIC Qualifying

Sector Analysis

Amended

— Invalidated Lap ■ Personal Best ■ Session Best ■ Crossing the pit lane

Lap	D	Time	Sector 1	Sector 2	Sector 3	Kph	Elapsed	Lap	D	Time	Sector 1	Sector 2	Sector 3	Kph	Elapsed		
2 1. Bart LEMAIRE TRABANT 601 RS 60A								1	1	6:16.464	3:59.061	1:27.359	50.044	65.8	6:16.464		
1	1	4:54.987	1:30.898	2:08.596	1:15.493	84.0	4:54.987	2	1	3:01.675	50.894	1:23.031	47.750	138.8	9:18.139		
2	1	4:51.574	1:26.279	2:05.344	1:19.951	86.5	9:46.561	3	1	3:59.985	B	52.220	1:22.550	1:45.215	105.1	13:18.124	
3	1	5:34.283	B	1:25.782	1:58.687	2:09.814	75.4	15:20.844	4	1	7:40.892	5:29.825	1:23.178	47.889	54.7	20:59.016	
4	1	7:36.862	4:30.922	1:56.823	1:09.117	55.2	22:57.706	5	1	2:59.937	52.095	1:20.626	47.216	140.1	23:58.953		
5	1	4:31.272	1:21.515	1:56.985	1:12.772	92.9	27:28.978	6	1	2:58.947	51.304	1:20.816	46.827	140.9	26:57.900		
6	1	4:37.044	B	1:19.236	1:57.119	1:20.689	91.0	32:06.022	7	1	2:57.232	51.358	1:20.450	45.424	142.3	29:55.132	
								8	1	4:25.572	B	1:10.663	1:50.379	1:24.530	94.9	34:20.704	
3 1. Anita RENES LOTUS Sunbeam 70A								PONTIAC Trans AM SCCA 70B									
1	1	4:04.351	1:39.875	1:32.929	51.547	101.4	4:04.351	1	1	5:03.358	2:30.962	1:40.547	51.849	81.7	5:03.358		
2	1	3:09.597	54.951	1:25.969	48.677	133.0	7:13.948	2	1	3:00.219	48.308	1:21.964	49.947	139.9	8:03.577		
3	1	3:00.710	51.359	1:22.668	46.683	139.5	10:14.658	3	1	2:43.736	45.379	1:16.898	41.459	154.0	10:47.313		
4	1	4:48.175	B	52.184	1:52.925	2:03.066	87.5	15:02.833	4	1	4:44.587	B	51.201	1:39.919	2:13.467	88.6	15:31.900
5	1	6:24.365	4:14.574	1:22.333	47.458	65.6	21:27.198	5	1	6:10.484	4:09.699	1:18.086	42.699	68.1	21:42.384		
6	1	3:02.498	52.373	1:24.762	45.363	138.2	24:29.696	6	1	2:50.520	45.446	1:20.921	44.153	147.9	24:32.904		
7	1	2:56.926	50.651	1:20.778	45.497	142.5	27:26.622	7	1	2:44.875	45.416	1:16.438	43.021	152.9	27:17.779		
8	1	2:57.613	50.411	1:20.247	46.955	142.0	30:24.235										
9	1	4:57.873	B	1:07.923	1:56.814	1:53.136	84.6	35:22.108									
4 1. Ron RENES LOTUS Sunbeam 70A								DATSUN 240Z 70B									
1	1	4:31.543	1:44.346	1:48.054	59.143	91.2	4:31.543	1	1	5:59.245	3:29.601	1:37.230	52.414	69.0	5:59.245		
2	1	3:32.446	1:04.259	1:35.945	52.242	118.7	8:03.989	2	1	3:03.845	54.240	1:23.501	46.104	137.1	9:03.090		
3	1	3:11.912	53.497	1:29.022	49.393	131.4	11:15.901	3	1	4:06.152	B	52.196	1:23.421	1:50.535	102.4	13:09.242	
4	1	7:19.891	B	1:20.003	1:54.248	4:05.640	57.3	18:35.792	4	1	7:47.412	5:38.191	1:22.889	46.332	53.9	20:56.654	
5	1	3:45.363	1:30.440	1:26.414	48.509	111.9	22:21.155	5	1	2:56.327	51.685	1:19.802	44.840	143.0	23:52.981		
6	1	3:07.862	52.871	1:26.841	48.150	134.2	25:29.017	6	1	3:13.170	51.582	1:27.701	53.887	130.5	27:06.151		
7	1	3:01.688	52.773	1:22.221	46.694	138.8	28:30.705	7	1	3:24.177	B	54.298	1:22.717	1:07.162	123.5	30:30.328	
8	1	3:52.395	B	51.826	1:26.982	1:33.587	108.5	32:23.100									
5 1. Jochen KEILS PONTIAC Trans AM 70B								OPEL Kadett B 60A									
1	1	3:39.880	1:00.167	1:43.539	56.174	112.7	3:39.880	1	1	4:00.820	1:24.929	1:41.974	53.917	102.9	4:00.820		
2	1	3:18.971	57.356	1:30.342	51.273	126.7	6:58.851	2	1	3:13.096	58.865	1:25.254	48.977	130.6	7:13.916		
								3	1	3:05.273	54.905	1:22.235	48.133	136.1	10:19.189		
								4	1	4:57.341	B	54.369	1:50.000	2:12.972	84.8	15:16.530	
								5	1	6:50.152	4:36.816	1:24.867	48.469	61.5	22:06.682		
								6	1	3:05.654	55.407	1:22.001	48.246	135.8	25:12.336		
								7	1	3:03.813	53.371	1:22.097	48.345	137.2	28:16.149		
								8	1	3:33.228	B	53.410	1:20.987	1:18.831	118.2	31:49.377	
6 1. Christian GOEBBELS MERCEDES 190 Evo 2.5 80B								DODGE Challenger 70B									
1	1	8:32.468	5:37.518	1:53.915	1:01.035	48.3	8:32.468	1	1	4:32.876	1:46.596	1:46.600	59.680	90.8	4:32.876		
2	1	4:26.307	B	1:00.793	1:38.784	1:46.730	94.7	12:58.775	2	1	3:22.029	1:03.195	1:29.794	49.040	124.8	7:54.905	
3	1	8:12.396	5:43.935	1:33.117	55.344	51.2	21:11.171	3	1	3:09.087	55.010	1:25.316	48.761	133.3	11:03.992		
4	1	3:29.374	1:00.577	1:30.693	58.104	120.4	24:40.545	4	1	4:41.307	B	1:03.335	1:46.472	1:51.500	89.6	15:45.299	
5	1	3:37.087	1:04.714	1:40.345	52.028	116.1	28:17.632	5	1	6:36.791	4:23.027	1:24.837	48.927	63.5	22:22.090		
6	1	3:58.705	B	58.147	1:31.171	1:29.387	105.6	32:16.337	6	1	3:04.280	53.676	1:23.039	47.565	136.8	25:26.370	
7 1. John GREGERSEN BMW E30 80A 2. Martin GREGERSEN																	
1	1	3:05.404	54.475	1:22.545	48.384	136.0	28:31.774	1	1	4:00.440	B	53.840	1:27.576	1:39.024	104.9	32:32.214	




Colmore YTCC SPA SUMMER CLASSIC Qualifying

Sector Analysis

Amended

— Invalidated Lap ■ Personal Best ■ Session Best B Crossing the pit lane

Lap D	Time	Sector 1	Sector 2	Sector 3	Kph	Elapsed	Lap D	Time	Sector 1	Sector 2	Sector 3	Kph	Elapsed	
17 1. Tjarco JILESEN PORSCHE 964 RS 80B							ALFA ROMEO Giulia GT 60A							
1	1	5:25.743	2:59.897	1:37.208	48.638	76.1	5:25.743	1	3:56.165	1:18.852	1:44.675	52.638	104.9	3:56.165
2	1	2:59.855	50.977	1:20.791	48.087	140.2	8:25.598	2	3:12.273	57.554	1:26.780	47.939	131.1	7:08.438
3	1	2:58.929	50.507	1:23.317	45.105	140.9	11:24.527	3	3:02.153	53.292	1:21.654	47.207	138.4	10:10.591
4	1	7:14.305 B	1:13.893	1:53.069	4:07.343	58.1	18:38.832	4	4:44.982 B	51.874	1:55.264	1:57.844	88.5	14:55.573
5	1	3:32.383	1:27.294	1:19.634	45.455	118.7	22:11.215	5	6:30.311	4:19.655	1:23.501	47.155	64.6	21:25.884
6	1	2:56.091	49.560	1:20.539	45.992	143.2	25:07.306	6	3:03.587	52.720	1:23.677	47.190	137.3	24:29.471
7	1	2:57.786	49.743	1:22.931	45.112	141.8	28:05.092	7	3:00.150	52.652	1:21.181	46.317	140.0	27:29.621
8	1	3:12.608 B	49.753	1:21.073	1:01.782	130.9	31:17.700	8	2:57.084	50.832	1:19.783	46.469	142.4	30:26.705
9	1	4:59.992 B	1:11.926	1:52.412	1:55.654	84.0	35:26.697	9	4:59.992 B	1:11.926	1:52.412	1:55.654	84.0	35:26.697
19 1. Leo VAN DER BEEK PORSCHE 911 Carrera 70B							Porsche 944S2 80B							
1	1	4:30.577	1:41.087	1:50.287	59.203	91.6	4:30.577	1	4:06.080	1:39.167	1:36.222	50.691	100.7	4:06.080
2	1	3:39.908	1:04.487	1:35.840	59.581	114.7	8:10.485	2	3:10.533	56.769	1:25.550	48.214	132.3	7:16.613
3	1	3:33.112	1:00.417	1:35.236	57.459	118.3	11:43.597	3	3:05.933	54.777	1:23.773	47.383	135.6	10:22.546
4	1	8:41.980 B	6:15.562	1:33.723	52.695	48.3	20:25.577	4	4:54.178 B	53.395	1:49.598	2:11.185	85.7	15:16.724
5	1	3:13.189	56.817	1:26.785	49.587	130.5	23:38.766	5	6:28.571	4:16.391	1:23.676	48.504	64.9	21:45.295
6	1	3:11.853	55.342	1:26.252	50.259	131.4	26:50.619	6	3:05.500	54.078	1:23.525	47.897	135.9	24:50.795
7	1	3:13.807	56.172	1:27.636	49.999	130.1	30:04.426	7	3:01.974	52.753	1:22.331	46.890	138.6	27:52.769
8	1	4:45.371 B	1:14.382	1:52.999	1:37.990	88.4	34:49.797	8	3:31.993 B	55.467	1:27.782	1:08.744	118.9	31:24.762
20 1. Kim OLESEN BMW M3 80B							Ford Escort RS1600 70A							
1	1	3:59.278	1:23.594	1:42.427	53.257	103.5	3:59.278	1	4:48.851	2:04.171	1:48.697	55.983	85.8	4:48.851
2	1	3:03.439	53.895	1:23.004	46.540	137.5	7:02.717	2	3:32.885	59.775	1:39.982	53.128	118.4	8:21.736
3	1	3:22.059 B	51.597	1:23.855	1:06.607	124.8	10:24.776	3	4:01.391 B	1:03.209	1:34.509	1:23.673	104.5	12:23.127
4	1	8:17.511	5:59.376	1:27.257	50.878	50.7	20:40.638	4	8:17.511	5:59.376	1:27.257	50.878	50.7	20:40.638
5	1	3:10.447	56.628	1:25.079	48.740	132.4	23:51.085	5	3:10.447	56.628	1:25.079	48.740	132.4	23:51.085
6	1	3:07.711	54.168	1:24.121	49.422	134.3	26:58.796	6	3:07.711	54.168	1:24.121	49.422	134.3	26:58.796
7	1	3:03.623	52.626	1:23.536	47.461	137.3	30:02.419	7	3:03.623	52.626	1:23.536	47.461	137.3	30:02.419
8	1	4:40.445 B	1:14.335	1:51.284	1:34.826	89.9	34:42.864	8	4:40.445 B	1:14.335	1:51.284	1:34.826	89.9	34:42.864
25 1. Kasper AASKOV BMW M3 E30 80B							Ford Escort MK1 Twincam 70A							
1	1	5:43.584	3:15.066	1:38.753	49.765	72.1	5:43.584	1	4:49.774	2:04.801	1:49.447	55.526	85.5	4:49.774
2	1	3:05.851	57.674	1:23.501	44.676	135.7	8:49.435	2	3:34.524	1:01.464	1:40.097	52.963	117.5	8:24.298
3	1	3:27.288 B	48.321	1:22.986	1:15.981	121.6	12:16.723	3	3:54.337 B	59.148	1:34.129	1:21.060	107.6	12:18.635
4	1	9:24.014	7:19.307	1:18.890	45.817	44.7	21:40.737	4	8:21.239	6:00.200	1:29.977	51.062	50.3	20:39.874
5	1	2:53.745	48.491	1:19.796	45.458	145.1	24:34.482	5	3:20.394	57.373	1:31.864	51.157	125.8	24:00.268
6	1	2:47.327	47.668	1:16.159	43.500	150.7	27:21.809	6	3:20.418	57.237	1:31.306	51.875	125.8	27:20.686
7	1	2:48.364	47.152	1:16.896	44.316	149.8	30:10.173	7	3:20.418	57.237	1:31.306	51.875	125.8	27:20.686
8	1	4:44.407 B	1:09.783	1:54.048	1:40.576	88.7	34:54.580	8	3:20.418	57.237	1:31.306	51.875	125.8	27:20.686
30 1. Geert CROONENBROEK BMW E30 80B							SUNBEAM Tiger 60B							
1	1	4:35.150	1:54.024			90.0	4:35.150	1	5:40.970	2:48.978	1:51.587	1:00.405	72.7	5:40.970
2	1	3:36.274	1:01.980			116.6	8:11.424	2	3:45.990	1:03.471	1:43.493	59.026	111.6	9:26.960
3	1	13:13.442	58.875			31.8	21:24.866	3	4:20.215 B	58.880	1:42.221	1:39.114	96.9	13:47.175
4	1	3:30.061	59.313			120.0	24:54.927	4	8:50.463 B	6:05.174	1:34.847	1:10.442	47.5	22:37.638
5	1	3:28.081	58.717			121.2	28:23.008	5	3:28.081	58.717				
31 1. Jan DE HEK														
1	1	3:56.165	1:18.852	1:44.675	52.638	104.9	3:56.165	1	3:56.165	1:18.852	1:44.675	52.638	104.9	3:56.165
2	1	3:12.273	57.554	1:26.780	47.939	131.1	7:08.438	2	3:12.273	57.554	1:26.780	47.939	131.1	7:08.438
3	1	3:02.153	53.292	1:21.654	47.207	138.4	10:10.591	3	3:02.153	53.292	1:21.654	47.207	138.4	10:10.591
4	1	4:44.982 B	51.874	1:55.264	1:57.844	88.5	14:55.573	4	4:44.982 B	51.874	1:55.264	1:57.844	88.5	14:55.573
5	1	6:30.311	4:19.655	1:23.501	47.155	64.6	21:25.884	5	6:30.311	4:19.655	1:23.501	47.155	64.6	21:25.884
6	1	3:03.587	52.720	1:23.677	47.190	137.3	24:29.471	6	3:03.587	52.720	1:23.677	47.190	137.3	24:29.471
7	1	3:00.150	52.652	1:21.181	46.317	140.0	27:29.621	7	3:00.150	52.652	1:21.181	46.317	140.0	27:29.621
8	1	2:57.084	50.832	1:19.783	46.469	142.4	30:26.705	8	2:57.084	50.832	1:19.783	46.469	142.4	30:26.705
9	1	4:59.992 B	1:11.926	1:52.412	1:55.654	84.0	35:26.697	9	4:59.992 B	1:11.926	1:52.412	1:55.654	84.0	35:26.697
32 1. Eric IN DEN BOSCH														
1	1	4:06.080	1:39.167	1:36.222	50.691	100.7	4:06.080	1	4:06.080	1:39.167	1:36.222	50.691	100.7	4:06.080
2	1	3:10.533	56.769	1:25.550	48.214	132.3	7:16.613	2	3:10.533	56.769	1:25.550	48.214	132.3	7:16.613
3	1	3:05.933	54.777	1:23.773	47.383	135.6	10:22.546	3	3:05.933	54.777	1:23.773	47.383	135.6	10:22.546
4	1	4:54.178 B	53.395	1:49.598	2:11.185	85.7	15:16.724	4	4:54.178 B	53.395	1:49.598	2:11.185	85.7	15:16.724
5	1	6:28.571	4:16.391	1:23.676	48.504	64.9	21:45.295	5	6:28.571	4:16.391	1:23.676	48.504	64.9	21:45.295
6	1	3:05.500	54.078	1:23.525	47.897	135.9	24:50.795	6	3:05.500	54.078	1:23.525	47.897	135.9	24:50.795
7	1	3:01.974	52.753	1:22.331	46.890	138.6	27:52.769	7	3:01.974	52.753	1:22.331	46.890	138.6	27:52.769
8	1	3:31.993 B	55.467	1:27.782	1:08.744	118.9	31:24.762	8	3:31.993 B	55.467	1:27.782	1:08.744	118.9	31:24.762
41 1. Jens Juel JEPPESEN														
1	1	4:48.851	2:04.171	1:48.697	55.983	85.8	4:48.851	1	4:48.851	2:04.171	1:48.697	55.983	85.8	4:48.851
2	1	3:32.885	59.775	1:39.982	53.128	118.4	8:21.736	2	3:32.885	59.775	1:39.982	53.128	118.4	8:21.736
3	1	4:01.391 B	1:03.209	1:34.509	1:23.673	104.5	12:23.127	3	4:01.391 B	1:03.209	1:34.509	1:23.673	104.5	12:23.127
4	1	8:17.511	5:59.376	1:27.257	50.878	50.7	20:40.638	4	8:17.511	5:59.376	1:27.257	50.878	50.7	20:40.638
5	1	3:10.447	56.628	1:25.079	48.740	132.4	23:51.085	5	3:10.447	56.628	1:25.079	48.740	132.4	23:51.085
6	1	3:07.711	54.168	1:24.121	49.422	134.3	26:58.796	6	3:07.711	54.168	1:24.121	49.422	134.3	26:58.796
7	1	3:03.623	52.626	1:23.536	47.461	137.3	30:02.419	7	3:03.623	52.626	1:23.536	47.461	137.3	30:02.419
8	1	4:40.445 B	1:14.335	1:51.284	1:34.826	89.9	34:42.864	8	4:40.445 B	1:14.335	1:51.284	1:34.826	89.9	34:42.864
44 1. Charlotte ENGEL - JEPPESEN														
1	1	4:49.774	2:04.801	1:49.447	55.526	85.5	4:49.774	1	4:49.774	2:04.801	1:49.447	55.526	85.5	4:49.774
2	1	3:34.524	1:01.464	1:40.097	52.963	117.5	8:24.298	2	3:34.524	1:01.464	1:40.097	52.963	117.5	8:24.298
3	1	3:54.337 B	59.148	1:34.129	1:21.060	107.6	12:18.635	3	3:54.337 B	59.148	1:34.129	1:21.060	107.6	12:18.635
4	1	8:21.239	6:00.200	1:29.977	51.062	50.3	20:39.874	4	8:21.239	6:00.200	1:29.977	51.062	50.3	20:39.874
5	1	3:20.394	57.373											




Colmore YTCC SPA SUMMER CLASSIC Qualifying

Sector Analysis

Amended

— Invalidated Lap ■ Personal Best ■ Session Best B Crossing the pit lane

Lap	D	Time	Sector 1	Sector 2	Sector 3	Kph	Elapsed	Lap	D	Time	Sector 1	Sector 2	Sector 3	Kph	Elapsed	
46	1. Robert DUBLER CHEVROLET Corvette 60B							6	1	3:01.301	54.048	1:20.362	46.891	139.1	25:03.696	
	7	1	3:04.479		53.197	1:23.583	47.699	136.7	28:08.175							
	8	1	3:24.280	B	53.234	1:20.585	1:10.461	123.4	31:32.455							
	1	1	5:41.835	2:55.361	1:51.669	54.805	72.5	5:41.835								
	2	1	3:12.461	54.611	1:29.705	48.145	131.0	8:54.296								
	3	1	3:54.484	B	52.304	1:26.343	1:35.837	107.5	12:48.780							
	4	1	8:12.309	5:50.845	1:33.241	48.223	51.2	21:01.089								
	5	1	3:07.191	52.896	1:26.763	47.532	134.7	24:08.280								
	6	1	3:05.546	51.129	1:25.884	48.533	135.9	27:13.826								
7	1	3:00.889	50.977	1:23.513	46.399	139.4	30:14.715									
8	1	4:52.249	B	1:11.072	1:57.817	1:43.360	86.3	35:06.964								
47	1. Amanda HENNESSY CHEVROLET Corvette 60B							1	1	4:24.952	2:00.168	1:35.510	49.274	93.5	4:24.952	
	2	1	3:00.542	50.138	1:24.434	45.970	139.7	7:25.494								
	3	1	3:18.701	B	48.890	1:25.051	1:04.760	126.9	10:44.195							
	4	1	9:34.405	7:25.765	1:23.213	45.427	43.9	20:18.600								
	5	1	2:54.321	48.294	1:21.695	44.332	144.6	23:12.921								
	6	1	2:56.543	48.933	1:22.746	44.864	142.8	26:09.464								
	7	1	2:55.909	47.714	1:21.424	46.771	143.3	29:05.373								
	8	1	3:58.069	B	48.349	1:37.939	1:31.781	105.9	33:03.442							
	49	1. Thomas DÄTWYLER OPEL Kadett C 70A							1	1	5:29.524	2:57.364	1:41.372	50.788	75.2	5:29.524
2		1	3:14.067	56.940	1:27.533	49.594	129.9	8:43.591								
3		1	3:56.236	B	54.919	1:26.499	1:34.818	106.7	12:39.827							
4		1	8:02.954	5:47.491	1:26.083	49.380	52.2	20:42.781								
5		1	3:06.020	55.829	1:23.037	47.154	135.5	23:48.801								
6		1	3:05.104	53.511	1:23.903	47.690	136.2	26:53.905								
7		1	3:03.368	52.952	1:23.616	46.800	137.5	29:57.273								
8		1	4:34.746	B	1:13.187	1:52.702	1:28.857	91.8	34:32.019							
50		1. Erik VAN DER VEN BMW E30 325i 80B							1	1	5:59.420	3:11.656	1:48.602	59.162	68.9	5:59.420
	2	1	3:33.385	1:05.158	1:33.179	55.048	118.2	9:32.805								
	3	1	4:17.116	B	57.486	1:38.541	1:41.089	98.1	13:49.921							
	4	1	7:42.981	5:18.281	1:31.375	53.325	54.5	21:32.902								
	5	1	3:23.936	58.062	1:31.513	54.361	123.6	24:56.838								
	6	1	3:19.490	56.791	1:31.241	51.458	126.4	28:16.328								
	7	1	3:52.583	B	57.553	1:32.204	1:22.826	108.4	32:08.911							
	51	1. Bira VAN HAVER BMW 325i 80B							1	1	4:22.941	1:52.437	1:37.123	53.381	94.2	4:22.941
		2	1	3:07.553	57.025	1:23.083	47.445	134.4	7:30.494							
3		1	3:13.150	53.972	1:29.636	49.542	130.5	10:43.644								
4		1	4:52.325	B	57.966	1:38.375	2:15.984	86.3	15:35.969							
5		1	6:26.426	4:14.661	1:22.150	49.615	65.2	22:02.395								
54		1. Leonard BATENBURG BMW M3 E30 80B							1	1	11:00.666	8:41.765	1:29.820	49.081	37.5	11:00.666
	2	1	4:38.667	B	58.199	1:30.631	2:09.837	90.5	15:39.333							
	3	1	6:14.053	4:09.948	1:18.782	45.323	67.4	21:53.386								
	4	1	2:48.766	48.517	1:16.104	44.145	149.4	24:42.152								
	5	1	2:46.051	48.309	1:15.320	42.422	151.8	27:28.203								
	6	1	2:46.967	48.338	1:15.874	42.755	151.0	30:15.170								
55	1. Armand ADRIAANS 2. Erwin VAN LIESHOUT PORSCHE 964RSR 80B							1	1	5:23.630	2:38.808	1:39.731	1:05.091	76.6	5:23.630	
	2	1	3:05.552	53.861	1:24.760	46.931	135.9	8:29.182								
	3	1	3:29.806	B	54.778	1:26.999	1:08.029	120.2	11:58.988							
	4	1	9:22.677	7:05.324	1:27.891	49.462	44.8	21:21.665								
	5	1	3:03.933	54.979	1:23.345	45.609	137.1	24:25.598								
	6	1	2:57.541	49.566	1:19.474	48.501	142.0	27:23.139								
56	1. Martin BERNER LOTUS Cortina 60A							1	1	4:33.780	1:47.044	1:46.648	1:00.088	90.5	4:33.780	
	2	1	3:32.681	1:02.786	1:36.226	53.669	118.6	8:06.461								
	3	1	3:47.989	B	58.917	1:36.718	1:12.354	110.6	11:54.450							
	4	1	8:59.449	B	6:22.496	1:29.193	1:07.760	46.7	20:53.899							
57	1. Tony PAXMAN FORD Escort MK1 60B							1	1	4:02.759	1:40.459	1:31.606	50.694	102.1	4:02.759	
	2	1	3:07.214	56.240	1:23.957	47.017	134.7	7:09.973								
	3	1	2:59.790	52.412	1:21.689	45.689	140.2	10:09.763								
	4	1	4:50.448	B	52.760	1:56.053	2:01.635	86.8	15:00.211							
	5	1	8:25.196	6:16.590	1:21.976	46.630	49.9	23:25.407								
	6	1	3:00.948	51.856	1:22.922	46.170	139.3	26:26.355								
	7	1	3:00.761	52.672	1:21.073	47.016	139.5	29:27.116								
	8	1	4:00.959	B	52.537	1:40.904	1:27.518	104.6	33:28.075							
60	1. Axel HAGEMANN 2. Andreas DIRING BMW M1 Procar 60B							1	1	8:27.429	5:33.480	1:53.961	59.988	48.8	8:27.429	
	2	1	3:58.258	B	1:01.148	1:34.779	1:22.331	105.8	12:25.687							
	3	1	8:16.753	5:57.485	1:29.015	50.253	50.8	20:42.440								
	4	1	3:19.546	58.298	1:30.209	51.039	126.4	24:01.986								
	5	1	3:08.279	54.535	1:26.426	47.318	133.9	27:10.265								
	6	1	3:02.576	51.072	1:24.260	47.244	138.1	30:12.841								
	7	1	4:44.953	B	1:08.168	1:54.239	1:42.546	88.5	34:57.794							




Colmore YTCC SPA SUMMER CLASSIC Qualifying

Amended

Sector Analysis

— Invalidated Lap ■ Personal Best ■ Session Best B Crossing the pit lane

Lap	D	Time	Sector 1	Sector 2	Sector 3	Kph	Elapsed	Lap	D	Time	Sector 1	Sector 2	Sector 3	Kph	Elapsed		
64		1. Frank DE HEK					ALFA ROMEO Giulia 70A		93		1. Steffen GREGERSEN					BMW M3 E30 80B	
1	1	3:54.131	1:15.097	1:44.080	54.954	105.8	3:54.131	1	1	3:32.702	1:03.598	1:39.766	49.338	116.5	3:32.702		
2	1	3:17.963	58.877	1:29.757	49.329	127.4	7:12.094	2	1	2:44.874	46.344	1:16.204	42.326	152.9	6:17.576		
3	1	3:04.356	54.129	1:23.268	46.959	136.8	10:16.450	3	1	2:45.813	46.798	1:15.623	43.392	152.1	9:03.389		
4	1	4:49.446	B 53.683	1:50.483	2:05.280	87.1	15:05.896	4	1	3:26.114	B 47.164	1:15.387	1:23.563	122.3	12:29.503		
5	1	6:36.196	4:24.841	1:22.518	48.837	63.6	21:42.092	5	1	8:16.990	6:12.333	1:21.166	43.491	50.7	20:46.493		
6	1	3:03.070	53.385	1:21.354	48.331	137.7	24:45.162	6	1	2:44.871	47.730	1:14.822	42.319	152.9	23:31.364		
7	1	3:01.313	53.944	1:20.796	46.573	139.1	27:46.475	7	1	2:58.470	B 46.865	1:17.480	54.125	141.3	26:29.834		
8	1	2:58.886	52.999	1:19.438	46.449	141.0	30:45.361	8	1	3:51.319	1:49.982	1:17.820	43.517	109.0	30:21.153		
9	1	5:08.813	B 1:26.779	1:52.860	1:49.174	81.6	35:54.174	9	1	4:51.992	B 1:06.535	1:57.673	1:47.784	86.4	35:13.145		
69		1. Felix FELTES					ALFA ROMEO GTAm 70A		99		1. Roel SCHMITZ					PEUGEOT 205 80A	
1	1	5:14.481	2:21.481	1:51.519	1:01.481	78.8	5:14.481	1	1	4:38.237	1:54.839	1:47.584	55.814	89.0	4:38.237		
2	1	3:34.635	1:05.559	1:33.181	55.895	117.5	8:49.116	2	1	3:30.663	58.901	1:39.094	52.668	119.7	8:08.900		
3	1	4:23.076	B 1:03.651	1:32.249	1:47.176	95.8	13:12.192	3	1	3:25.717	57.035	1:34.683	53.999	122.6	11:34.617		
4	1	9:41.448	7:13.015	1:33.222	55.211	43.4	22:53.640	4	1	8:38.899	B 6:13.925	1:32.189	52.785	48.6	20:13.516		
5	1	3:28.003	1:04.436	1:29.405	54.162	121.2	26:21.643	5	1	3:18.667	56.990	1:30.990	50.687	126.9	23:32.183		
6	1	3:28.446	1:03.054	1:29.152	56.240	121.0	29:50.089	6	1	3:15.839	56.380	1:28.806	50.653	128.7	26:48.022		
7	1	4:35.377	B 1:17.938	1:51.783	1:25.656	91.6	34:25.466	7	1	3:14.175	56.015	1:28.275	49.885	129.9	30:02.197		
								8	1	4:43.463	B 1:15.481	1:52.903	1:35.079	89.0	34:45.660		
73		1. Kim CHRISTENSEN					JENSEN Healey 70A		101		1. Malcolm HARDING					FORD Escort Zakspeed MK2 BDG 70B	
1	1	6:16.332	B 3:14.588	1:46.916	1:14.828	65.8	6:16.332	1	1	4:03.696	1:43.019	1:30.983	49.694	101.7	4:03.696		
2	1	4:15.805	1:56.687	1:29.069	50.049	98.6	10:32.137	2	1	3:01.927	51.918	1:23.868	46.141	138.6	7:05.623		
3	1	4:56.240	B 54.232	1:47.831	2:14.177	85.1	15:28.377	3	1	2:56.524	49.491	1:22.191	44.842	142.8	10:02.147		
4	1	6:34.226	4:15.108	1:28.685	50.433	64.0	22:02.603	4	1	4:39.275	B 53.051	1:57.299	1:48.925	90.3	14:41.422		
5	1	3:11.369	54.691	1:26.074	50.604	131.8	25:13.972	5	1	7:14.316	5:05.507	1:23.991	44.818	58.1	21:55.738		
6	1	3:11.034	53.780	1:27.351	49.903	132.0	28:25.006	6	1	2:55.053	49.901	1:19.398	45.754	144.0	24:50.791		
7	1	4:02.017	B 56.813	1:30.454	1:34.750	104.2	32:27.023	7	1	2:53.240	52.156	1:18.077	43.007	145.5	27:44.031		
76		1. Charles HOLMES					COBRA 289 60B		103		1. Urs STEFFEN					TRIUMPH Spitfire GT8 60B	
1	1	5:26.869	2:54.594	1:40.826	51.449	75.8	5:26.869	1	1	5:29.869	2:58.952	1:42.369	48.548	75.1	5:29.869		
2	1	3:13.616	56.719	1:28.906	47.991	130.2	8:40.485	2	1	3:07.956	54.323	1:26.569	47.064	134.1	8:37.825		
3	1	3:47.204	B 49.891	1:33.364	1:23.949	111.0	12:27.689	3	1	3:34.766	B 51.562	1:24.257	1:18.947	117.4	12:12.591		
4	1	8:15.955	5:56.246	1:28.945	50.764	50.8	20:43.644	4	1	8:06.945	5:59.193	1:22.208	45.544	51.8	20:19.536		
5	1	3:08.037	54.918	1:26.848	46.271	134.1	23:51.681	5	1	2:55.084	49.477	1:20.988	44.619	144.0	23:14.620		
6	1	3:00.975	49.640	1:24.374	46.961	139.3	26:52.656	6	1	2:57.320	49.606	1:22.719	44.995	142.2	26:11.940		
7	1	3:00.822	49.447	1:24.795	46.580	139.4	29:53.478	7	1	2:57.648	50.590	1:21.618	45.440	141.9	29:09.588		
8	1	4:35.354	B 1:15.908	1:52.498	1:26.948	91.6	34:28.832	8	1	3:55.679	B 49.094	1:33.688	1:32.897	107.0	33:05.267		
88		1. Rene WAGNER					MGB V8 GT 70B		114		1. Lando GRAF VON WEDEL					BMW 325 i - 2500cc 80B	
1	1	20:25.003	...	1:34.804	47.485	20.2	20:25.003	1	1	6:14.033	4:08.477	1:20.221	45.335	66.2	6:14.033		
2	1	2:57.297	48.332	1:24.968	43.997	142.2	23:22.300	2	1	2:53.299	50.803	1:18.009	44.487	145.5	9:07.332		
3	1	2:57.332	48.139	1:23.992	45.201	142.2	26:19.632										
4	1	2:58.150	47.660	1:24.234	46.256	141.5	29:17.782										
5	1	4:07.223	B 53.090	1:45.622	1:28.511	102.0	33:25.005										




Colmore YTCC SPA SUMMER CLASSIC Qualifying

Sector Analysis

Amended

— Invalidated Lap ■ Personal Best ■ Session Best B Crossing the pit lane

Lap	D	Time	Sector 1	Sector 2	Sector 3	Kph	Elapsed	Lap	D	Time	Sector 1	Sector 2	Sector 3	Kph	Elapsed
115 1.Alexis GRAF VON WEDEL BMW 325 i 80B															
3	1	3:43.319 B	49.987	1:18.339	1:34.993	112.9	12:50.651								
4	1	8:26.738	6:19.350	1:21.637	45.751	49.8	21:17.389								
5	1	2:49.025	50.072	1:15.320	43.633	149.2	24:06.414								
6	1	3:03.940 B	50.518	1:18.663	54.759	137.1	27:10.354								
7	1	8:05.131 B	4:19.236	1:56.711	1:49.184	52.0	35:15.485								
116 1.Christian GRAF VON WED BMW 325 i 80B															
1	1	6:03.434	3:47.785	1:26.207	49.442	68.2	6:03.434								
2	1	2:57.726	53.757	1:18.722	45.247	141.9	9:01.160								
3	1	3:40.691 B	50.783	1:18.648	1:31.260	114.3	12:41.851								
4	1	8:33.439	6:27.895	1:20.355	45.189	49.1	21:15.290								
5	1	2:54.233	52.267	1:17.155	44.811	144.7	24:09.523								
6	1	2:54.769	50.300	1:19.898	44.571	144.3	27:04.292								
7	1	2:53.363	50.877	1:18.174	44.312	145.4	29:57.655								
8	1	4:36.427 B	1:14.236	1:52.047	1:30.144	91.2	34:34.082								
118 1.Lars BOJVAD FORD Escort 1600 70A															
1	1	21:18.345	...	1:24.137	46.880	19.4	21:18.345								
2	1	2:58.815	52.740	1:19.865	46.210	141.0	24:17.160								
3	1	2:57.447	51.697	1:19.023	46.727	142.1	27:14.607								
4	1	2:58.799	52.350	1:20.409	46.040	141.0	30:13.406								
5	1	4:49.073 B	1:08.914	1:54.657	1:45.502	87.2	35:02.479								
123 1.Dan JACOBSEN FORD Escort MKII 70A															
1	1	6:04.578	3:23.899	1:42.466	58.213	68.0	6:04.578								
2	1	3:18.047	59.607	1:27.913	50.527	127.3	9:22.625								
3	1	4:00.587 B	53.474	1:26.976	1:40.137	104.8	13:23.212								
124 1.Marcel VAN RIJSWICK PORSCHE 964 80B															
1	1	4:00.925	1:38.701	1:31.732	50.492	102.8	4:00.925								
2	1	2:56.995	51.220	1:19.651	46.124	142.5	6:57.920								
3	1	2:51.896	49.175	1:17.941	44.780	146.7	9:49.816								
4	1	4:03.256 B	49.080	1:35.841	1:38.335	103.7	13:53.072								
5	1	7:19.157	5:11.387	1:21.938	45.832	57.4	21:12.229								
6	1	2:51.271	48.403	1:19.561	43.307	147.2	24:03.500								
7	1	3:26.511 B	56.187	1:26.758	1:03.566	122.1	27:30.011								
126 1.Frank KLAASSEN BMW 325i 80B															
1	1	5:37.736	2:52.918	1:49.999	54.819	73.4	5:37.736								
2	1	3:27.175	59.827	1:32.777	54.571	121.7	9:04.911								
3	1	4:11.138 B	57.365	1:29.140	1:44.633	100.4	13:16.049								
4	1	7:59.855	5:34.087	1:31.583	54.185	52.5	21:15.904								
5	1	3:26.258	1:02.001	1:31.603	52.654	122.2	24:42.162								
6	1	3:25.865	1:02.436	1:31.100	52.329	122.5	28:08.027								
7	1	3:44.328 B	57.162	1:27.919	1:19.247	112.4	31:52.355								
128 1.John CARLSSON PORSCHE 944 80B															
1	1	3:42.288	1:10.883	1:36.784	54.621	111.5	3:42.288								
2	1	3:11.672	56.945	1:27.393	47.334	131.5	6:53.960								
3	1	2:54.083	50.784	1:17.709	45.590	144.8	9:48.043								
4	1	4:10.153 B	51.320	1:37.496	1:41.337	100.8	13:58.196								
5	1	7:16.294	5:06.743	1:21.793	47.758	57.8	21:14.490								
130 1.Ruud POELS PORSCHE 964 RS 80B															
1	1	4:41.582	2:02.583	1:44.623	54.376	88.0	4:41.582								
2	1	3:21.642	57.460	1:34.244	49.938	125.0	8:03.224								
3	1	3:14.544 B	53.358	1:25.374	55.812	129.6	11:17.768								
4	1	9:24.341	7:07.068	1:28.461	48.812	44.7	20:42.109								
5	1	3:00.317	53.986	1:21.177	45.154	139.8	23:42.426								
6	1	2:56.917	51.457	1:20.792	44.668	142.5	26:39.343								
7	1	2:54.114	50.529	1:19.420	44.165	144.8	29:33.457								
8	1	4:06.961 B	52.300	1:50.000	1:24.661	102.1	33:40.418								
141 1.Jan SCHIPPERS CHEVROLET Camaro 60B															
1	1	5:06.472	2:20.183	1:51.019	55.270	80.8	5:06.472								
2	1	3:20.985	55.292	1:31.988	53.705	125.5	8:27.457								
3	1	3:42.339 B	55.579	1:30.039	1:16.721	113.4	12:09.796								
147 1.Piers James MASARATI 2.Miles Ronald MASARATI PORSCHE Turbo 80B															
1	1	3:35.085	1:02.055	1:39.379	53.651	115.2	3:35.085								
2	1	3:03.764	53.519	1:23.752	46.493	137.2	6:38.849								
3	1	2:54.008	48.935	1:20.289	44.784	144.9	9:32.857								
4	1	4:00.377 B	50.510	1:30.146	1:39.721	104.9	13:33.234								
5	1	7:57.613	5:51.011	1:20.611	45.991	52.8	21:30.847								
6	1	2:57.488	49.852	1:22.011	45.625	142.1	24:28.335								
7	1	2:47.169	46.223	1:16.930	44.016	150.8	27:15.504								
8	1	2:54.401	48.148	1:21.367	44.886	144.6	30:09.905								
9	1	4:30.453 B	1:03.790	1:52.042	1:34.621	93.2	34:40.358								




Colmore YTCC SPA SUMMER CLASSIC Qualifying

Sector Analysis

Amended

— Invalidated Lap ■ Personal Best ■ Session Best ■ Crossing the pit lane

Lap	D	Time	Sector 1	Sector 2	Sector 3	Kph	Elapsed	Lap	D	Time	Sector 1	Sector 2	Sector 3	Kph	Elapsed		
149	1.	Gerd TEKAAT						CHEVROLET Camaro	60B							FORD Escort MKII	70A
1	1	3:41.178	1:09.279	1:37.824	54.075	112.0	3:41.178	1	1	5:25.713	2:41.116	1:41.109	1:03.488	76.1	5:25.713		
2	1	3:16.129	57.195	1:29.894	49.040	128.6	6:57.307	2	1	3:17.076	58.959	1:28.754	49.363	127.9	8:42.789		
3	1	3:02.903	51.885	1:24.052	46.966	137.9	10:00.210	3	1	3:51.161 B	54.138	1:27.236	1:29.787	109.1	12:33.950		
4	1	4:52.251 B	56.800	1:59.484	1:55.967	86.3	14:52.461	4	1	8:52.753	6:29.106	1:32.942	50.705	47.3	21:26.703		
5	1	6:52.062	4:32.789	1:27.575	51.698	61.2	21:44.523	5	1	3:10.656	55.817	1:25.837	49.002	132.2	24:37.359		
6	1	3:10.203	54.023	1:27.412	48.768	132.6	24:54.726	6	1	3:04.006	54.100	1:23.131	46.775	137.0	27:41.365		
7	1	3:12.235	51.562	1:32.187	48.486	131.2	28:06.961	7	1	3:02.264	53.751	1:21.842	46.671	138.3	30:43.629		
8	1	3:22.172 B	50.161	1:24.453	1:07.558	124.7	31:29.133	8	1	5:06.452 B	1:27.000	1:53.417	1:46.035	82.3	35:50.081		
150	1.	Jakob WUNDEROV						DATSUN 240Z	70B							OPEL Kadett B	70A
1	1	6:01.054	3:32.252	1:35.347	53.455	68.6	6:01.054	1	1	5:12.829	2:27.380	1:46.559	58.890	79.2	5:12.829		
2	1	3:14.100	57.150	1:28.762	48.188	129.9	9:15.154	2	1	3:00.385	51.357	1:23.295	45.733	139.8	8:13.214		
3	1	9:45.168 B	55.076			43.1	19:00.322	3	1	3:33.773 B	54.765	1:34.150	1:04.858	117.9	11:46.987		
4	1	4:23.732	2:11.018	1:26.022	46.692	95.6	23:24.054	4	1	8:34.007	6:23.468	1:23.974	46.565	49.1	20:20.994		
5	1	3:02.487	52.439	1:24.252	45.796	138.2	26:26.541	5	1	2:53.973	50.112	1:19.159	44.702	144.9	23:14.967		
6	1	2:55.457	51.336	1:19.411	44.710	143.7	29:21.998	6	1	3:43.407 B	57.661	1:31.885	1:13.861	112.9	26:58.374		
7	1	3:58.568 B	50.530	1:32.295	1:35.743	105.7	33:20.566										
151	1.	Martin WUNDEROV						DATSUN 240Z	70B							MERCEDES Benz 190E Evo 1	80B
1	1	6:34.164				62.9	6:34.164	1	1	3:58.577	1:21.040	1:44.261	53.276	103.8	3:58.577		
2	1	3:19.561				126.3	9:53.725	2	1	3:15.219	58.483	1:27.296	49.440	129.2	7:13.796		
3	1	12:47.419				32.9	22:41.144	3	1	3:13.594	56.689	1:27.000	49.905	130.2	10:27.390		
4	1	3:11.679				131.5	25:52.823	4	1	4:56.330 B	57.244	1:47.703	2:11.383	85.1	15:23.720		
154	1.	Philipp ZUMSTEIN						TVR Griffith	60B								
1	1	6:07.709	3:34.650	1:39.001	54.058	67.4	6:07.709	5	1	6:34.383	4:18.732	1:26.840	48.811	63.9	21:58.103		
2	1	3:23.261	57.436	1:33.513	52.312	124.0	9:30.970	6	1	3:12.149	56.779	1:24.705	50.665	131.2	25:10.252		
3	1	4:12.482 B	53.598	1:39.096	1:39.788	99.9	13:43.452	7	1	3:10.660	55.642	1:24.398	50.620	132.2	28:20.912		
4	1	7:45.444	5:19.209	1:34.736	51.499	54.2	21:28.896	8	1	3:36.447 B	55.002	1:23.975	1:17.470	116.5	31:57.359		
5	1	3:15.619	54.365	1:30.484	50.770	128.9	24:44.515										
6	1	3:40.206 B	1:00.183	1:32.878	1:07.145	114.5	28:24.721										
155	1.	Mikkel MIKKELSEN						OPEL Kadett B	60A								
1	1	6:03.291	3:19.053	1:45.688	58.550	68.2	6:03.291	1	1	5:55.485	3:15.640	1:46.509	53.336	69.7	5:55.485		
2	1	3:15.277	57.429	1:28.910	48.938	129.1	9:18.568	2	1	3:23.324	56.292	1:34.813	52.219	124.0	9:18.809		
3	1	4:05.329 B	53.461	1:26.701	1:45.167	102.8	13:23.897	3	1	4:08.468 B	55.648	1:34.845	1:37.975	101.5	13:27.277		
4	1	8:47.234	6:33.740	1:25.560	47.934	47.8	22:11.131	4	1	7:49.746	5:26.598	1:32.200	50.948	53.7	21:17.023		
5	1	3:02.872	52.661	1:21.999	48.212	137.9	25:14.003	5	1	3:23.899	58.578	1:32.787	52.534	123.7	24:40.922		
6	1	3:04.328	52.610	1:22.775	48.943	136.8	28:18.331	6	1	3:16.984	57.134	1:29.421	50.429	128.0	27:57.906		
7	1	3:35.648 B	52.711	1:24.593	1:18.344	116.9	31:53.979	7	1	3:45.274 B	55.863	1:31.566	1:17.845	111.9	31:43.180		
193	1.	Robbert-Jan VAN DE LEUF						RENAULT Alpine A310 V6	70B								
1	1	5:55.485	3:15.640	1:46.509	53.336	69.7	5:55.485	1	1	5:55.485	3:15.640	1:46.509	53.336	69.7	5:55.485		
2	1	3:23.324	56.292	1:34.813	52.219	124.0	9:18.809	2	1	3:23.324	56.292	1:34.813	52.219	124.0	9:18.809		
3	1	4:08.468 B	55.648	1:34.845	1:37.975	101.5	13:27.277	3	1	4:08.468 B	55.648	1:34.845	1:37.975	101.5	13:27.277		
4	1	7:49.746	5:26.598	1:32.200	50.948	53.7	21:17.023	4	1	7:49.746	5:26.598	1:32.200	50.948	53.7	21:17.023		
5	1	3:23.899	58.578	1:32.787	52.534	123.7	24:40.922	5	1	3:23.899	58.578	1:32.787	52.534	123.7	24:40.922		
6	1	3:16.984	57.134	1:29.421	50.429	128.0	27:57.906	6	1	3:16.984	57.134	1:29.421	50.429	128.0	27:57.906		
7	1	3:45.274 B	55.863	1:31.566	1:17.845	111.9	31:43.180	7	1	3:45.274 B	55.863	1:31.566	1:17.845	111.9	31:43.180		
199	1.	Niklas MARTENSSON						PORSCHE 944	80B								
1	1	3:40.071	1:07.764	1:38.098	54.209	112.6	3:40.071	1	1	3:40.071	1:07.764	1:38.098	54.209	112.6	3:40.071		
2	1	2:59.494	53.288	1:21.208	44.998	140.5	6:39.565	2	1	2:59.494	53.288	1:21.208	44.998	140.5	6:39.565		
3	1	2:53.899	49.756	1:18.977	45.166	145.0	9:33.464	3	1	2:53.899	49.756	1:18.977	45.166	145.0	9:33.464		
4	1	4:03.259 B	51.556	1:29.824	1:41.879	103.7	13:36.723	4	1	4:03.259 B	51.556	1:29.824	1:41.879	103.7	13:36.723		
5	1	7:31.846	5:23.236	1:22.908	45.702	55.8	21:08.569	5	1	7:31.846	5:23.236	1:22.908	45.702	55.8	21:08.569		
6	1	2:52.936	49.530	1:20.057	43.349	145.8	24:01.505	6	1	2:52.936	49.530	1:20.057	43.349	145.8	24:01.505		
7	1	2:48.643	48.023	1:17.176	43.444	149.5	26:50.148	7	1	2:48.643	48.023	1:17.176	43.444	149.5	26:50.148		




Colmore YTCC SPA SUMMER CLASSIC Qualifying

Amended

Sector Analysis

— Invalidated Lap ■ Personal Best ■ Session Best ■ Crossing the pit lane

Lap	D	Time	Sector 1	Sector 2	Sector 3	Kph	Elapsed	Lap	D	Time	Sector 1	Sector 2	Sector 3	Kph	Elapsed
214 1.Julien LE BRIS 2.Julien LE BRIS RENAULT A310 Grll 70B															
8	1	2:46.694	48.301	1:15.276	43.117	151.3	29:36.842	8	1	5:11.217	1:16.355	1:50.396	2:04.466	81.0	35:36.540
9	1	4:09.343	1:00.474	1:39.681	1:29.188	101.1	33:46.185								
1	2	5:13.035	2:16.318	1:53.812	1:02.905	79.1	5:13.035								
2	2	3:26.373	1:00.291	1:33.538	52.544	122.2	8:39.408								
3	2	4:23.392	57.043	1:37.741	1:48.608	95.7	13:02.800								
4	2	8:11.570	5:40.807	1:37.345	53.418	51.3	21:14.370								
5	2	3:33.276	1:03.004	1:35.981	54.291	118.2	24:47.646								
6	2	3:33.110	58.656	1:41.336	53.118	118.3	28:20.756								
7	2	3:59.279	56.737	1:30.959	1:31.583	105.4	32:20.035								
222 1.Tomy OLSEN PORSCHE 911 Carrera Rs 70B															
1	1	4:32.909				90.8	4:32.909								
2	1	3:22.023				124.8	7:54.932								
3	1	3:09.077				133.4	11:04.009								
4	1	7:29.867				56.0	18:33.876								
5	1	3:48.223				110.5	22:22.099								
6	1	3:04.303				136.8	25:26.402								
7	1	3:05.404				136.0	28:31.806								
247 1.Ryan MONE PORSCHE 944 80B															
1	1	4:46.151	1:49.084	2:02.083	54.984	86.6	4:46.151								
2	1	3:20.417	54.835	1:32.769	52.813	125.8	8:06.568								
3	1	3:10.007	53.632	1:26.702	49.673	132.7	11:16.575								
4	1	4:50.603	1:21.060	1:53.342	1:36.201	86.8	16:07.178								
5	1	8:03.431	5:51.106	1:23.316	49.009	52.2	24:10.609								
6	1	3:02.962	52.725	1:22.359	47.878	137.8	27:13.571								
7	1	3:10.027	53.197	1:23.562	53.268	132.7	30:23.598								
8	1	4:55.151	1:07.632	1:56.770	1:50.749	85.4	35:18.749								
276 1.Samuel BENZ TVR Tuscan 80B															
1	1	20:17.154	...	1:31.935	47.027	20.4	20:17.154								
2	1	2:52.985	48.823	1:20.635	43.527	145.8	23:10.139								
3	1	2:52.331	48.758	1:20.198	43.375	146.3	26:02.470								
4	1	2:51.365	47.955	1:20.267	43.143	147.1	28:53.835								
5	1	3:47.373	47.545	1:25.493	1:34.335	110.9	32:41.208								
303 1.Dirk VAN DER MEER BMW 325i 80B															
1	1	5:41.722	2:50.144	1:57.347	54.231	72.5	5:41.722								
2	1	3:19.609	1:01.067	1:27.938	50.604	126.3	9:01.331								
3	1	4:04.881	54.822	1:24.084	1:45.975	103.0	13:06.212								
4	1	7:56.501	5:42.102	1:25.158	49.241	52.9	21:02.713								
5	1	3:09.507	56.428	1:24.435	48.644	133.1	24:12.220								
6	1	3:06.485	53.604	1:23.941	48.940	135.2	27:18.705								
7	1	3:06.618	53.575	1:24.577	48.466	135.1	30:25.323								
309 1.Ans TEN PAS VOLKSWAGEN Corrado 80A															
1	1	4:46.365	2:03.117	1:45.711	57.537	86.5	4:46.365								
2	1	3:42.250	1:01.675	1:42.943	57.632	113.4	8:28.615								
3	1	4:26.556	1:01.896	1:41.015	1:43.645	94.6	12:55.171								
4	1	8:01.547	5:36.840	1:29.992	54.715	52.4	20:56.718								
5	1	3:43.472	1:03.600	1:41.529	58.343	112.8	24:40.190								
6	1	3:44.390	1:04.001	1:42.830	57.559	112.4	28:24.580								
7	1	4:14.606	59.070	1:37.316	1:38.220	99.0	32:39.186								
360 1.Marco QUAK VOLVO 360 Tante Truus 80A															
1	1	5:58.872	3:10.759	1:48.934	59.179	69.0	5:58.872								
2	1	3:44.846	1:07.548	1:37.775	59.523	112.1	9:43.718								
3	1	5:05.784	1:07.862	2:03.299	1:54.623	82.5	14:49.502								
4	1	7:04.441	4:29.939	1:37.188	57.314	59.4	21:53.943								
5	1	3:35.763	1:05.553	1:34.214	55.996	116.9	25:29.706								
6	1	3:40.707	1:04.824	1:37.814	58.069	114.2	29:10.413								
441 1.Mike WATSON FORD RS Cosworth 80B															
1	1	3:39.008	1:02.792	1:41.675	54.541	113.1	3:39.008								
2	1	3:48.359	56.661	1:43.063	1:08.635	110.4	7:27.367								
3	1	4:30.060	1:21.298	1:46.281	1:22.481	93.4	11:57.427								
495 1.Willem VAN DER VEEN VOLVO 360 80A															
1	1	5:20.269	2:32.221	1:45.284	1:02.764	77.4	5:20.269								
2	1	3:48.215	1:09.487	1:41.124	57.604	110.5	9:08.484								
3	1	4:32.986	1:08.545	1:44.859	1:39.582	92.4	13:41.470								
4	1	8:00.486	5:29.899	1:34.797	55.790	52.5	21:41.956								
5	1	3:36.194	1:03.866	1:35.092	57.236	116.6	25:18.150								
6	1	3:36.573	1:04.756	1:34.425	57.392	116.4	28:54.723								
7	1	4:22.959	1:04.858	1:44.444	1:33.657	95.9	33:17.682								
614 1.Alain BERG BMW 325i 80B															
1	1	3:35.758				114.8	3:35.758								
2	1	2:57.526				142.0	6:33.284								
3	1	2:55.439				143.7	9:28.723								
4	1	11:38.777				36.1	21:07.500								
5	1	2:55.371				143.8	24:02.871								
950 1.Erik DEN DEKKER PORSCHE 955Turbo - 1986 - 300cc 80B															
1	1	4:01.864	1:35.028	1:36.523	50.313	102.4	4:01.864								
2	1	3:05.386	53.785	1:25.698	45.903	136.0	7:07.250								



Colmore YTCC SPA SUMMER CLASSIC Qualifying

Amended

Sector Analysis

— Invalidated Lap
 ■ Personal Best
 ■ Session Best
 B Crossing the pit lane

Lap	D	Time	Sector 1	Sector 2	Sector 3	Kph	Elapsed	Lap	D	Time	Sector 1	Sector 2	Sector 3	Kph	Elapsed
3	1	2:57.547	50.335	1:21.553	45.659	142.0	10:04.797								
4	1	4:39.708 B	51.148	1:57.212	1:51.348	90.1	14:44.505								
5	1	6:36.136	4:22.231	1:26.113	47.792	63.7	21:20.641								
6	1	3:03.130	53.971	1:22.401	46.758	137.7	24:23.771								
7	1	2:58.132	49.962	1:20.421	47.749	141.5	27:21.903								
8	1	3:08.115	51.949	1:26.034	50.132	134.0	30:30.018								
9	1	5:09.916 B	1:14.313	1:48.692	2:06.911	81.4	35:39.934								