

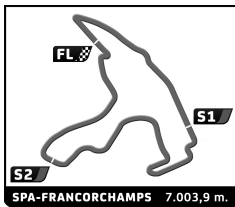


Colmore YTCC SPA SUMMER CLASSIC Race 1

Sector Analysis

— Invalidated Lap ■ Personal Best ■ Session Best B Crossing the pit lane

Lap	D	Time	Sector 1	Sector 2	Sector 3	Kph	Elapsed	Lap	D	Time	Sector 1	Sector 2	Sector 3	Kph	Elapsed
2	1.Bart LEMAIRE	TRABANT 601 RS 60A						3	1	3:52.130	57.195	1:44.584	1:10.351	108.6	10:41.703
		4	1	4:07.155	1:14.283	1:47.464	1:05.408	102.0	14:48.858						
		5	1	3:48.304	1:10.752	1:48.564	48.988	110.4	18:37.162						
		6	1	3:12.633	53.176	1:29.263	50.194	130.9	21:49.795						
		1	1	5:32.697	2:08.246	2:09.034	1:15.417	74.5	5:32.697						
		2	1	4:36.828	1:21.376	2:01.494	1:13.958	91.1	10:09.525						
4	1.Ron RENES	LOTUS Sunbeam 70A						1	1	3:57.532	1:22.963	1:39.786	54.783	104.3	3:57.532
		2	1	3:45.633	1:06.177	1:41.042	58.414	111.7	7:43.165						
		3	1	4:01.450	1:00.272	1:49.482	1:11.696	104.4	11:44.615						
		4	1	3:36.332	1:01.119	1:37.029	58.184	116.6	15:20.947						
		5	1	3:43.521	1:01.793	1:47.355	54.373	112.8	19:04.468						
		6	1	3:25.991	57.835	1:34.761	53.395	122.4	22:30.459						
6	1.Christian GOEBBELS	MERCEDES 190 Evo 2.5 80B						1	1	5:07.171	2:11.201	1:52.109	1:03.861	80.7	5:07.171
		2	1	4:31.818	1:19.330	1:45.427	1:27.061	92.8	9:38.989						
		3	1	4:13.538	1:15.106	1:51.193	1:07.239	99.4	13:52.527						
		4	1	3:55.996	1:10.537	1:44.768	1:00.691	106.8	17:48.523						
		5	1	3:37.639	1:05.406	1:35.585	56.648	115.9	21:26.162						
		6	1	3:57.132	1:02.963	1:35.937	1:18.232	106.3	25:23.294						
7	1.John GREGERSEN 2.Martin GREGERSEN	BMW E30 80A						1	1	3:35.489	1:05.641	1:34.764	55.084	115.0	3:35.489
		2	1	3:30.236	57.558	1:37.517	55.161	119.9	7:05.725						
		3	1	3:45.648	58.778	1:35.132	1:11.738	111.7	10:51.373						
		4	1	4:09.103	1:18.109	1:41.322	1:09.672	101.2	15:00.476						
		5	1	3:53.882	1:08.650	1:51.136	54.096	107.8	18:54.358						
		6	1	3:15.093	54.348	1:29.071	51.674	129.2	22:09.451						
8	1.Roger BOLLIGER	PONTIAC Trans AM SCCA 70B						1	1	3:37.387	1:07.129	1:35.204	55.054	114.0	3:37.387
		2	1	3:25.259	55.121	1:36.064	54.074	122.8	7:02.646						
		3	1	3:47.800	55.536	1:40.440	1:11.824	110.7	10:50.446						
		4	1	4:09.142	1:17.616	1:42.076	1:09.450	101.2	14:59.588						
		5	1	3:50.990	1:08.480	1:50.510	52.000	109.2	18:50.578						
		6	1	11:38.312	53.810	1:30.349	9:14.153	36.1	30:28.890						
11	1.Lars FELDSKOV	DATSUN 240Z 70B						1	1	3:23.389	1:02.149	1:29.519	51.721	121.8	3:23.389
		2	1	3:26.184	55.194	1:36.661	54.329	122.3	6:49.573						
14	1.Ruben DE BRUIJN	OPEL Kadett B 60A						1	1	3:50.669	1:21.869	1:34.551	54.249	107.4	3:50.669
		2	1	3:34.873	1:01.438	1:36.973	56.462	117.3	7:25.542						
		3	1	3:35.770	1:01.071	1:37.194	57.505	116.9	11:01.312						
		4	1	4:09.213	1:19.432	1:38.112	1:11.669	101.2	15:10.525						
		5	1	3:50.935	1:07.532	1:49.530	53.873	109.2	19:01.460						
		6	1	3:17.501	56.977	1:29.552	50.972	127.7	22:18.961						
17	1.Tjarco JILESEN	PORSCHE 964 RS 80B						1	1	3:21.205	58.139	1:31.567	51.499	123.1	3:21.205
		2	1	3:25.660	54.578	1:37.705	53.377	122.6	6:46.865						
		3	1	3:51.402	56.483	1:45.832	1:09.087	109.0	10:38.267						
		4	1	4:08.277	1:14.720	1:48.695	1:04.862	101.6	14:46.544						
		5	1	3:53.014	1:11.055	1:49.708	52.251	108.2	18:39.558						
		6	1	3:15.467	53.898	1:31.485	50.084	129.0	21:55.025						
19	1.Leo VAN DER BEEK	PORSCHE 911 Carrera 70B						1	1	4:14.485	1:34.839	1:41.255	58.391	97.4	4:14.485
		2	1	5:00.455	1:30.687	2:09.757	1:20.011	83.9	9:14.940						
		3	1	4:17.442	1:14.961	1:58.708	1:03.773	97.9	13:32.382						
		4	1	3:42.179	1:04.699	1:40.767	56.713	113.5	17:14.561						
		5	1	3:36.863	1:00.019	1:41.208	55.636	116.3	20:51.424						
		6	1	3:42.541	59.447	1:40.311	1:02.783	113.3	24:33.965						
25	1.Kasper AASKOV	BMW M3 E30 80B						1	1	3:12.418	52.602	1:29.332	50.484	128.8	3:12.418
		2	1	3:16.714	53.071	1:30.917	52.726	128.2	6:29.132						
		3	1	4:05.946	1:02.450	1:54.801	1:08.695	102.5	10:35.078						
		4	1	4:09.068	1:14.461	1:49.576	1:05.031	101.2	14:44.146						
		5	1	3:47.432	1:10.593	1:49.357	47.482	110.9	18:31.578						
		6	1	3:01.742	50.541	1:23.896	47.305	138.7	21:33.320						
30	1.Geert CROONENBROEK	BMW E30 80B						1	1	4:31.255	1:43.634			91.3	4:31.255
		2	1	4:56.154	1:23.777			85.1	9:27.409						
		3	1	4:15.445	1:15.252			98.7	13:42.854						
		4	1	3:47.633	1:04.223			110.8	17:30.487						
		5	1	3:41.945	1:02.028			113.6	21:12.432						
		6	1	4:03.055	1:02.049			103.7	25:15.487						




Colmore YTCC SPA SUMMER CLASSIC Race 1

Sector Analysis

— Invalidated Lap ■ Personal Best ■ Session Best B Crossing the pit lane

Lap D	Time	Sector 1	Sector 2	Sector 3	Kph	Elapsed	Lap D	Time	Sector 1	Sector 2	Sector 3	Kph	Elapsed	
31 1.Jan DE HEK ALFA ROMEO Giulia GT 60A							2	1	4:54.629	1:22.906	2:08.325	1:23.398	85.6	9:25.383
							3	1	4:15.777	1:14.915	1:56.036	1:04.826	98.6	13:41.160
							4	1	3:47.361	1:04.503	1:44.635	58.223	110.9	17:28.521
							5	1	3:12.606	53.604	1:30.364	48.638	130.9	20:41.127
							6	1	3:10.706	51.801	1:29.097	49.808	132.2	23:51.833
32 1.Eric IN DEN BOSCH PORSCHE 944S2 80B														
							1	1	3:48.829	1:15.434	1:38.396	54.999	108.3	3:48.829
							2	1	3:34.455	59.886	1:38.751	55.818	117.6	7:23.284
							3	1	3:35.843	1:01.338	1:37.513	56.992	116.8	10:59.127
							4	1	4:09.761	1:20.125	1:38.546	1:11.090	101.0	15:08.888
							5	1	3:52.494	1:07.686	1:50.235	54.573	108.5	19:01.382
							6	1	3:26.935	59.405	1:33.911	53.619	121.8	22:28.317
41 1.Jens Juel JEPPESEN FORD Escort RS1600 70A														
							1	1	4:04.045	1:21.316	1:41.542	1:01.187	101.5	4:04.045
							2	1	3:49.330	1:07.608	1:40.257	1:01.465	109.9	7:53.375
							3	1	3:59.991	1:01.339	1:42.482	1:16.170	105.1	11:53.366
							4	1	3:42.101	1:07.446	1:37.296	57.359	113.5	15:35.467
							5	1	3:33.518	57.502	1:40.226	55.790	118.1	19:08.985
							6	1	3:30.213	58.161	1:34.270	57.782	119.9	22:39.198
44 1.Charlotte ENGEL - JEPPESE FORD Escort MK1 Twincam 70A														
							1	1	4:33.738	1:41.597	1:50.490	1:01.651	90.5	4:33.738
							2	1	4:56.137	1:23.383	2:07.939	1:24.815	85.1	9:29.875
							3	1	4:15.107	1:16.233	1:53.296	1:05.578	98.8	13:44.982
							4	1	3:50.290	1:08.354	1:43.371	58.565	109.5	17:35.272
							5	1	3:43.571	1:01.610	1:42.774	59.187	112.8	21:18.843
							6	1	4:01.795	1:03.609	1:40.431	1:17.755	104.3	25:20.638
46 1.Robert DUBLER CHEVROLET Corvette 60B														
							1	1	3:55.768	1:15.137	1:41.129	59.502	105.1	3:55.768
							2	1	3:46.526	1:05.895	1:42.241	58.390	111.3	7:42.294
							3	1	4:01.453	59.259	1:50.762	1:11.432	104.4	11:43.747
							4	1	3:36.508	1:00.600	1:37.808	58.100	116.5	15:20.255
							5	1	3:45.938	1:01.685	1:47.507	56.746	111.6	19:06.193
							6	1	3:31.459	56.945	1:37.722	56.792	119.2	22:37.652
47 1.Amanda HENNESSY CHEVROLET Corvette 60B														
							1	1	4:30.754	2:01.307	1:34.014	55.433	91.5	4:30.754
49 1.Thomas DÄTWYLER OPEL Kadett C 70A							2	1	4:54.629	1:22.906	2:08.325	1:23.398	85.6	9:25.383
							3	1	4:15.777	1:14.915	1:56.036	1:04.826	98.6	13:41.160
							4	1	3:47.361	1:04.503	1:44.635	58.223	110.9	17:28.521
							5	1	3:12.606	53.604	1:30.364	48.638	130.9	20:41.127
							6	1	3:10.706	51.801	1:29.097	49.808	132.2	23:51.833
51 1.Bira VAN HAVER BMW 325i 80B														
							1	1	3:39.236	1:13.988	1:31.546	53.702	113.0	3:39.236
							2	1	3:39.398	59.006	1:41.856	58.536	114.9	7:18.634
							3	1	3:36.710	1:02.127	1:34.646	59.937	116.3	10:55.344
							4	1	4:09.497	1:18.356	1:40.089	1:11.052	101.1	15:04.841
							5	1	3:52.649	1:08.809	1:49.510	54.330	108.4	18:57.490
							6	1	3:19.144	58.400	1:28.941	51.803	126.6	22:16.634
54 1.Leonard BATENBURG BMW M3 E30 80B														
							1	1	4:27.530	2:07.918	1:25.670	53.942	92.6	4:27.530
							2	1	4:50.447	1:20.634	2:08.808	1:21.005	86.8	9:17.977
							3	1	4:16.774	1:15.421	1:57.714	1:03.639	98.2	13:34.751
							4	1	3:44.959	1:04.772	1:42.614	57.573	112.1	17:19.710
							5	1	3:11.216	52.051	1:30.921	48.244	131.9	20:30.926
							6	1	3:04.393	52.103	1:23.942	48.348	136.7	23:35.319
55 1.Armand ADRIAANS 2.Erwin VAN LIESHOUT PORSCHE 964RSR 80B														
							1	1	3:50.280	1:13.171	1:39.207	57.902	107.6	3:50.280
							2	1	3:41.955	1:03.835	1:41.175	56.945	113.6	7:32.235
							3	1	3:33.030	59.435	1:37.670	55.925	118.4	11:05.265
							4	1	4:06.267	1:16.730	1:39.754	1:09.783	102.4	15:11.532
							5	1	3:51.006	1:06.962	1:49.396	54.648	109.1	19:02.538
							6	1	3:26.874	58.193	1:34.943	53.738	121.9	22:29.412
57 1.Tony PAXMAN FORD Escort MK1 60B														
							1	1	9:37.236 B	6:18.646	1:50.103	1:28.487	42.9	9:37.236
							2	1	4:14.231	1:14.655	1:51.631	1:07.945	99.2	13:51.467
							3	1	3:56.232	1:10.241	1:44.783	1:01.208	106.7	17:47.699
							4	1	3:21.494	56.990	1:32.142	52.362	125.1	21:09.193
							5	1	3:27.339	57.521	1:30.686	59.132	121.6	24:36.532




Colmore YTCC SPA SUMMER CLASSIC Race 1

Sector Analysis

— Invalidated Lap ■ Personal Best ■ Session Best B Crossing the pit lane

Lap	D	Time	Sector 1	Sector 2	Sector 3	Kph	Elapsed	Lap	D	Time	Sector 1	Sector 2	Sector 3	Kph	Elapsed		
60	1. Axel HAGEMANN							BMW M1 Procar		5	1	3:47.897	1:10.888	1:48.279	48.730	110.6	18:37.970
	2. Andreas DIRING							60B		6	1	2:59.990	49.721	1:23.459	46.810	140.1	21:37.960
	1	1	3:55.626	1:18.805	1:38.623	58.198	105.1	3:55.626									
	2	1	3:43.805	1:02.899	1:43.863	57.043	112.7	7:39.431									
	3	1	4:02.654	59.062	1:53.271	1:10.321	103.9	11:42.085									
	4	1	3:32.178	1:00.171	1:32.614	59.393	118.8	15:14.263									
	5	1	3:49.144	1:05.683	1:48.752	54.709	110.0	19:03.407									
6	1	3:26.004	57.891	1:35.059	53.054	122.4	22:29.411										
64	1. Frank DE HEK							ALFA ROMEO Giulia									
	70A																
	1	1	3:49.797	1:15.894	1:38.272	55.631	107.8	3:49.797									
	2	1	3:34.621	1:01.092	1:37.591	55.938	117.5	7:24.418									
	3	1	3:35.620	1:00.994	1:37.525	57.101	116.9	11:00.038									
	4	1	4:09.744	1:19.924	1:38.370	1:11.450	101.0	15:09.782									
	5	1	3:50.518	1:07.552	1:49.740	53.226	109.4	19:00.300									
6	1	3:21.004	57.751	1:30.873	52.380	125.4	22:21.304										
69	1. Felix FELTES							ALFA ROMEO GTAm									
	70A																
	1	1	4:32.799	1:46.255	1:43.623	1:02.921	90.8	4:32.799									
	2	1	4:55.939	1:23.267	2:07.992	1:24.680	85.2	9:28.738									
	3	1	4:15.281	1:16.427	1:53.083	1:05.771	98.8	13:44.019									
	4	1	3:47.260	1:08.580	1:39.017	59.663	110.9	17:31.279									
	5	1	3:44.472	1:06.986	1:40.239	57.247	112.3	21:15.751									
6	1	4:06.255	1:07.397	1:40.721	1:18.137	102.4	25:22.006										
76	1. Charles HOLMES							COBRA 289									
	60B																
	1	1	3:42.393	1:09.233	1:38.949	54.211	111.4	3:42.393									
	2	1	3:38.112	59.164	1:41.071	57.877	115.6	7:20.505									
	3	1	3:36.327	1:02.100	1:36.022	58.205	116.6	10:56.832									
	4	1	4:09.236	1:18.471	1:40.286	1:10.479	101.2	15:06.068									
	5	1	3:52.142	1:09.157	1:50.177	52.808	108.6	18:58.210									
6	1	3:23.871	58.550	1:33.613	51.708	123.7	22:22.081										
88	1. Rene WAGNER							MGB V8 GT									
	70B																
	1	1	3:53.129	1:14.455	1:41.130	57.544	106.3	3:53.129									
	2	1	3:44.911	1:03.500	1:44.628	56.783	112.1	7:38.040									
3	1	4:32.758 B	59.064	1:53.716	1:39.978	92.4	12:10.798										
93	1. Steffen GREGERSEN							BMW M3 E30									
	80B																
	1	1	3:28.110	1:07.944	1:30.101	50.065	119.0	3:28.110									
	2	1	3:23.514	52.346	1:36.007	55.161	123.9	6:51.624									
	3	1	3:51.662	57.089	1:44.460	1:10.113	108.8	10:43.286									
4	1	4:06.787	1:15.076	1:46.587	1:05.124	102.2	14:50.073										
99	1. Roel SCHMITZ							PEUGEOT 205									
	80A																
	1	1	4:11.776	1:33.049	1:40.774	57.953	98.4	4:11.776									
	2	1	5:00.945	1:32.718	2:09.842	1:18.385	83.8	9:12.721									
	3	1	4:18.070	1:16.294	1:58.247	1:03.529	97.7	13:30.791									
	4	1	3:42.600	1:05.544	1:40.248	56.808	113.3	17:13.391									
5	1	3:31.457	59.570	1:37.443	54.444	119.2	20:44.848										
6	1	3:36.779	58.855	1:39.897	58.027	116.3	24:21.627										
101	1. Malcolm HARDING							FORD Escort Zakspeed MK2 BDG									
	70B																
	1	1	3:15.418	56.518	1:28.651	50.249	126.8	3:15.418									
	2	1	3:18.937	52.034	1:32.341	54.562	126.7	6:34.355									
	3	1	4:03.234	1:00.021	1:53.818	1:09.395	103.7	10:37.589									
	4	1	4:08.382	1:14.307	1:48.873	1:05.202	101.5	14:45.971									
	5	1	3:49.503	1:10.505	1:49.967	49.031	109.9	18:35.474									
6	1	3:13.285	51.802	1:32.063	49.420	130.5	21:48.759										
114	1. Lando GRAF VON WEDEL							BMW 325 i - 2500cc									
	80B																
	1	1	4:00.065	1:34.914	1:32.717	52.434	103.2	4:00.065									
	2	1	3:46.261	1:06.385	1:40.903	58.973	111.4	7:46.326									
	3	1	4:00.010	59.084	1:48.653	1:12.273	105.1	11:46.336									
	4	1	3:35.635	1:01.330	1:35.971	58.334	116.9	15:21.971									
	5	1	3:40.365	1:02.190	1:45.341	52.834	114.4	19:02.336									
6	1	3:15.834	55.115	1:30.059	50.660	128.8	22:18.170										
115	1. Alexis GRAF VON WEDEL							BMW 325 i									
	80B																
	1	1	3:09.486	54.918	1:26.538	48.030	130.7	3:09.486									
	2	1	3:15.479	53.832	1:29.455	52.192	129.0	6:24.965									
	3	1	4:09.088	1:03.834	1:56.663	1:08.591	101.2	10:34.053									
	4	1	4:09.131	1:13.474	1:50.472	1:05.185	101.2	14:43.184									
	5	1	3:46.905	1:10.673	1:48.412	47.820	111.1	18:30.089									
6	1	3:07.404	53.255	1:25.052	49.097	134.5	21:37.493										
118	1. Lars BOJVAD							FORD Escort 1600									
	70A																
	1	1	3:38.474	1:11.240	1:31.362	55.872	113.4	3:38.474									
	2	1	3:27.987	55.553	1:37.660	54.774	121.2	7:06.461									
	3	1	3:45.835	58.767	1:35.318	1:11.750	111.6	10:52.296									
	4	1	4:09.214	1:18.316	1:40.836	1:10.062	101.2	15:01.510									
5	1	3:53.161	1:08.676	1:50.662	53.823	108.1	18:54.671										
6	1	3:11.812	53.072	1:27.570	51.170	131.5	22:06.483										




Colmore YTCC SPA SUMMER CLASSIC Race 1

Sector Analysis

— Invalidated Lap ■ Personal Best ■ Session Best ■ Crossing the pit lane

Lap	D	Time	Sector 1	Sector 2	Sector 3	Kph	Elapsed	Lap	D	Time	Sector 1	Sector 2	Sector 3	Kph	Elapsed	
123		1.Dan JACOBSEN FORD Escort MKII 70A														
1	1	4:12.632	1:28.725	1:41.845	1:02.062	98.1	4:12.632									
2	1	4:59.157	1:30.821	2:09.785	1:18.551	84.3	9:11.789									
124		1.Marcel VAN RIJSWICK PORSCHE 964 80B														
1	1	3:22.977	57.612	1:33.175	52.190	122.1	3:22.977									
2	1	3:25.375	54.934	1:36.633	53.808	122.8	6:48.352									
3	1	3:51.725	56.681	1:45.266	1:09.778	108.8	10:40.077									
4	1	4:07.758	1:14.288	1:48.122	1:05.348	101.8	14:47.835									
5	1	3:52.711	1:10.730	1:50.406	51.575	108.3	18:40.546									
6	1	3:13.373	52.687	1:31.013	49.673	130.4	21:53.919									
126		1.Frank KLAASSEN BMW 325i 80B														
1	1	4:27.979	1:43.554	1:43.165	1:01.260	92.5	4:27.979									
2	1	4:54.942	1:23.538	2:07.990	1:23.414	85.5	9:22.921									
3	1	4:16.118	1:14.693	1:56.721	1:04.704	98.4	13:39.039									
4	1	3:48.106	1:04.532	1:45.222	58.352	110.5	17:27.145									
5	1	3:36.778	1:02.242	1:37.674	56.862	116.3	21:03.923									
6	1	4:05.364	1:05.369	1:42.924	1:17.071	102.8	25:09.287									
128		1.John CARLSSON PORSCHE 944 80B														
1	1	3:34.610	1:03.095	1:36.719	54.796	115.4	3:34.610									
2	1	3:25.942	57.300	1:33.739	54.903	122.4	7:00.552									
3	1	3:48.900	56.519	1:40.840	1:11.541	110.2	10:49.452									
4	1	4:08.694	1:16.801	1:43.200	1:08.693	101.4	14:58.146									
5	1	3:48.695	1:08.522	1:48.765	51.408	110.3	18:46.841									
6	1	3:13.263	54.620	1:27.938	50.705	130.5	22:00.104									
130		1.Ruud POELS PORSCHE 964 RS 80B														
1	1	3:27.995	1:00.233	1:34.242	53.520	119.1	3:27.995									
2	1	3:26.420	55.311	1:37.633	53.476	122.1	6:54.415									
3	1	3:51.225	57.375	1:43.597	1:10.253	109.0	10:45.640									
4	1	4:07.945	1:15.394	1:46.133	1:06.418	101.7	14:53.585									
5	1	3:48.429	1:09.506	1:48.846	50.077	110.4	18:42.014									
147		1.Piers James MASARATI 2.Miles Ronald MASARATI PORSCHE Turbo 80B														
1	1	3:13.872	53.931	1:28.963	50.978	127.8	3:13.872									
2	1	3:19.297	52.257	1:32.655	54.385	126.5	6:33.169									
3	1	4:02.753	1:00.490	1:53.811	1:08.452	103.9	10:35.922									
4	1	4:09.159	1:15.026	1:49.028	1:05.105	101.2	14:45.081									
5	1	3:47.868	1:10.666	1:49.366	47.836	110.7	18:32.949									
6	1	3:03.764	49.883	1:25.433	48.448	137.2	21:36.713									
149		1.Gerd TEKAAT CHEVROLET Camaro 60B														
1	1	4:08.512	1:22.187	1:46.734	59.591	99.7	4:08.512									
2	1	3:52.019	1:07.786	1:42.459	1:01.774	108.7	8:00.531									
3	1	3:59.549	1:01.547	1:40.235	1:17.767	105.3	12:00.080									
4	1	3:46.274	1:10.980	1:39.296	55.998	111.4	15:46.354									
5	1	3:31.223	57.385	1:37.850	55.988	119.4	19:17.577									
6	1	3:30.096	56.074	1:37.336	56.686	120.0	22:47.673									
150		1.Jakob WUNDEROV DATSUN 240Z 70B														
1	1	3:29.714	1:03.136	1:32.429	54.149	118.1	3:29.714									
2	1	3:26.446	56.569	1:35.534	54.343	122.1	6:56.160									
3	1	3:50.203	58.219	1:41.823	1:10.161	109.5	10:46.363									
4	1	4:08.134	1:16.706	1:45.122	1:06.306	101.6	14:54.497									
5	1	3:50.082	1:09.625	1:49.603	50.854	109.6	18:44.579									
6	1	3:17.399	56.386	1:30.809	50.204	127.7	22:01.978									
151		1.Martin WUNDEROV DATSUN 240Z 70B														
1	1	4:05.661	1:27.463	1:41.976	56.222	100.9	4:05.661									
2	1	3:50.326	1:08.071	1:40.595	1:01.660	109.5	7:55.987									
3	1	3:59.209	1:00.960	1:42.439	1:15.810	105.4	11:55.196									
4	1	3:41.832	1:08.666	1:35.764	57.402	113.7	15:37.028									
5	1	3:31.791	57.832	1:38.930	55.029	119.1	19:08.819									
6	1	3:22.210	56.898	1:32.017	53.295	124.7	22:31.029									
154		1.Philipp ZUMSTEIN TVR Griffith 60B														
1	1	4:24.738	1:35.049	1:48.178	1:01.511	93.6	4:24.738									
2	1	4:52.707	1:22.852	2:08.541	1:21.314	86.1	9:17.445									
3	1	4:16.779	1:15.203	1:57.856	1:03.720	98.2	13:34.224									
4	1	3:45.262	1:04.785	1:42.680	57.797	111.9	17:19.486									
5	1	3:47.662	58.849	1:40.720	1:08.093	110.8	21:07.148									
6	1	4:07.415	1:05.508	1:44.322	1:17.585	101.9	25:14.563									
155		1.Mikkel MIKKELSEN OPEL Kadett B 60A														
1	1	3:43.517	1:16.385	1:35.165	51.967	110.8	3:43.517									
2	1	3:37.634	59.298	1:40.987	57.349	115.9	7:21.151									
3	1	3:36.862	1:02.805	1:35.720	58.337	116.3	10:58.013									
4	1	4:09.204	1:19.434	1:38.857	1:10.913	101.2	15:07.217									
5	1	3:51.717	1:08.435	1:50.301	52.981	108.8	18:58.934									
6	1	3:17.409	58.266	1:28.737	50.406	127.7	22:16.343									
176		1.Ulrich ANDERSON FORD Escort MKII 70A														
1	1	3:59.063	1:24.269	1:39.982	54.812	103.6	3:59.063									



Colmore YTCC SPA SUMMER CLASSIC Race 1

Sector Analysis

— Invalidated Lap							■ Personal Best		■ Session Best		■ Crossing the pit lane				
Lap	D	Time	Sector 1	Sector 2	Sector 3	Kph	Elapsed	Lap	D	Time	Sector 1	Sector 2	Sector 3	Kph	Elapsed
247 1. Ryan MONE PORSCHE 944 80B															
1	1	4:01.405	1:23.827	1:40.195	57.383	102.6	4:01.405	2	1	3:47.853	1:08.057	1:40.162	59.634	110.7	7:49.258
3	1	3:59.791	1:00.309	1:46.133	1:13.349	105.2	11:49.049	4	1	3:36.480	1:09.648	1:33.574	53.258	116.5	15:25.529
5	1	3:41.943	1:00.386	1:45.601	55.956	113.6	19:07.472	6	1	3:25.362	58.538	1:32.482	54.342	122.8	22:32.834
188 1. Andre SAETHERN OPEL Kadett B 70A															
1	1	3:38.174	1:00.574	1:39.061	58.539	113.6	3:38.174	2	1	3:39.138	58.919	1:41.720	58.499	115.1	7:17.312
3	1	3:36.789	1:01.447	1:35.617	59.725	116.3	10:54.101	4	1	4:09.242	1:18.081	1:40.263	1:10.898	101.2	15:03.343
5	1	3:53.020	1:08.301	1:50.594	54.125	108.2	18:56.363	6	1	3:23.652	56.104	1:34.669	52.879	123.8	22:20.015
190 1. Peter SCHEEFHALS MERCEDES Benz 190E Evo 1 80B															
1	1	4:38.491	B	1:37.489	1:46.572	1:14.430	89.0	4:38.491							
193 1. Robbert-Jan VAN DE LEUF RENAULT Alpine A310 V6 70B															
1	1	4:27.988	1:38.068	1:46.920	1:03.000	92.4	4:27.988	2	1	4:53.790	1:22.023	2:08.205	1:23.562	85.8	9:21.778
3	1	4:15.683	1:14.532	1:56.909	1:04.242	98.6	13:37.461	4	1	3:47.479	1:04.759			110.8	17:24.940
5	1	3:37.524				115.9	21:02.464	6	1	4:05.351				102.8	25:07.815
199 1. Niklas MARTENSSON PORSCHE 944 80B															
1	1	4:36.391	B	1:20.192	1:47.488	1:28.711	89.6	4:36.391							
214 1. Julien LE BRIS 2. Julien LE BRIS RENAULT A310 Gril 70B															
1	1	4:29.057	1:39.993	1:45.806	1:03.258	92.1	4:29.057	2	1	4:55.319	1:23.507	2:08.175	1:23.637	85.4	9:24.376
3	1	4:15.864	1:14.571	1:56.579	1:04.714	98.5	13:40.240	4	1	3:47.918	1:04.490	1:44.986	58.442	110.6	17:28.158
5	1	3:33.305	1:00.028	1:38.340	54.937	118.2	21:01.463								
222 1. Tomy OLSEN PORSCHE 911 Carrera Rs 70B															
1	1	4:04.917	1:26.733	1:40.673	57.511	101.2	4:04.917	2	1	3:50.025	1:07.951	1:40.127	1:01.947	109.6	7:54.942
3	1	3:59.333	1:00.970	1:42.327	1:16.036	105.4	11:54.275	4	1	3:42.223	1:07.911	1:36.714	57.598	113.5	15:36.498
5	1	3:33.306	57.661	1:39.249	56.396	118.2	19:09.804	6	1	3:30.075	57.811	1:34.517	57.747	120.0	22:39.879
276 1. Samuel BENZ TVR Tuscan 80B															
1	1	3:27.318	58.039	1:36.139	53.140	119.5	3:27.318	2	1	3:30.911	1:00.199	1:36.698	54.014	119.5	6:58.229
3	1	3:49.764	57.228	1:41.734	1:10.802	109.7	10:47.993	4	1	4:08.692	1:17.116	1:43.712	1:07.864	101.4	14:56.685
5	1	3:53.161	1:08.991	1:50.579	53.591	108.1	18:49.846	6	1	3:22.967	55.363	1:35.029	52.575	124.2	22:12.813
303 1. Dirk VAN DER MEER BMW 325i 80B															
1	1	4:08.128	1:27.226	1:42.435	58.467	99.8	4:08.128	2	1	3:48.989	1:07.070	1:40.436	1:01.483	110.1	7:57.117
3	1	4:00.500	1:01.490	1:41.491	1:17.519	104.8	11:57.617	4	1	3:43.104	1:10.827	1:35.985	56.292	113.0	15:40.721
5	1	3:31.537	59.863	1:35.467	56.207	119.2	19:12.258	6	1	3:31.249	59.211	1:33.736	58.302	119.4	22:43.507
309 1. Ans TEN PAS VOLKSWAGEN Corrado 80A															
1	1	4:37.618	1:45.336	1:47.476	1:04.806	89.2	4:37.618	2	1	4:56.351	1:21.004	2:07.726	1:27.621	85.1	9:33.969
3	1	4:13.659	1:13.968	1:53.337	1:06.354	99.4	13:47.628	4	1	3:54.050	1:07.482	1:46.876	59.692	107.7	17:41.678
5	1	3:46.013	1:02.836	1:43.985	59.192	111.6	21:27.691	6	1	4:08.045	1:09.005	1:46.865	1:12.175	101.7	25:35.736
360 1. Marco QUAK VOLVO 360 Tante Truus 80A															
1	1	4:39.305	1:50.205	1:44.891	1:04.209	88.7	4:39.305	2	1	4:57.271	1:23.130	2:05.415	1:28.726	84.8	9:36.576
3	1	4:14.218	1:14.863	1:51.588	1:07.767	99.2	13:50.794	4	1	3:56.776	1:10.428	1:44.979	1:01.369	106.5	17:47.570
5	1	3:55.092	1:08.819	1:43.874	1:02.399	107.3	21:42.662								
495 1. Willem VAN DER VEEN VOLVO 360 80A															
1	1	4:38.333	1:48.037	1:45.642	1:04.654	89.0	4:38.333	2	1	4:56.774	1:22.213	2:06.616	1:27.945	85.0	9:35.107



Colmore YTCC SPA SUMMER CLASSIC Race 1

Sector Analysis

— Invalidated Lap ■ Personal Best ■ Session Best B Crossing the pit lane

Lap	D	Time	Sector 1	Sector 2	Sector 3	Kph	Elapsed	Lap	D	Time	Sector 1	Sector 2	Sector 3	Kph	Elapsed
3	1	4:14.224	1:13.910	1:53.176	1:07.138	99.2	13:49.331								
4	1	3:54.057	1:08.278	1:45.484	1:00.295	107.7	17:43.388								
5	1	3:46.569	1:05.700	1:39.995	1:00.874	111.3	21:29.957								
6	1	4:07.481	1:08.596	1:46.079	1:12.806	101.9	25:37.438								

614
1. Alain BERG

BMW 325i
80B

1	1	3:24.138	1:00.951	1:31.095	52.092	121.4	3:24.138
2	1	3:26.876	55.119	1:36.743	55.014	121.9	6:51.014
3	1	3:51.555	56.134	1:45.138	1:10.283	108.9	10:42.569
4	1	4:07.152	1:15.190	1:46.561	1:05.401	102.0	14:49.721
5	1	3:51.312	1:10.573	1:49.987	50.752	109.0	18:41.033
6	1	3:15.151	54.928	1:29.375	50.848	129.2	21:56.184

PORSCHE 95STurbo - 1986 - 300cc

950
1. Erik DEN DEKKER

80B

1	1	3:26.557	1:04.157	1:30.592	51.808	119.9	3:26.557
2	1	3:26.356	54.121	1:37.956	54.279	122.2	6:52.913
3	1	3:52.062	57.178	1:43.809	1:11.075	108.7	10:44.975
4	1	4:07.618	1:14.495	1:46.140	1:06.983	101.8	14:52.593
5	1	3:49.144	1:09.207	1:49.304	50.633	110.0	18:41.737
6	1	3:24.547	1:03.313	1:29.973	51.261	123.3	22:06.284