


Colmore YTCC SPA SUMMER CLASSIC Race 2

Sector Analysis

— Invalidated Lap ■ Personal Best ■ Session Best B Crossing the pit lane

Lap D	Time	Sector 1	Sector 2	Sector 3	Kph	Elapsed	Lap D	Time	Sector 1	Sector 2	Sector 3	Kph	Elapsed		
2 1. Bart LEMAIRE TRABANT 601 RS 60A							14 1. Ruben DE BRUIJN OPEL Kadett B 60A								
1	1	5:28.670	2:22.182	1:57.456	1:09.032	75.4	5:28.670	1	1	3:21.041	58.600	1:30.490	51.951	123.2	3:21.041
2	1	4:33.252	1:18.486	2:00.872	1:13.894	92.3	10:01.922	2	1	3:15.999	59.079	1:28.672	48.248	128.6	6:37.040
3	1	4:31.368	1:19.916	2:00.681	1:10.771	92.9	14:33.290	3	1	3:05.121	55.495	1:21.933	47.693	136.2	9:42.161
4	1	4:40.848	1:24.977	2:03.717	1:12.154	89.8	19:14.138	4	1	3:01.946	54.095	1:20.116	47.735	138.6	12:44.107
5	1	4:26.821	1:19.559	1:56.976	1:10.286	94.5	23:40.959	5	1	3:02.419	53.680	1:20.909	47.830	138.2	15:46.526
6	1	4:31.432	1:19.490	2:01.275	1:10.667	92.9	28:12.391	6	1	3:03.958	54.741	1:21.667	47.550	137.1	18:50.484
7	1	4:35.494	1:27.501	1:58.162	1:09.831	91.5	32:47.885	7	1	3:02.502	53.915	1:20.433	48.154	138.2	21:52.986
4 1. Ron RENES LOTUS Sunbeam 70A							15 1. Beat GUBLER DODGE Challenger 70B								
1	1	3:25.065	1:00.130	1:33.391	51.544	120.8	3:25.065	1	1	4:09.875	1:27.911	1:43.391	58.573	99.1	4:09.875
2	1	3:15.888	59.078	1:30.307	46.503	128.7	6:40.953	2	1	3:20.762	1:04.298	1:30.774	45.690	125.6	7:30.637
3	1	2:56.256	50.364	1:20.985	44.907	143.1	9:37.209	3	1	2:53.543	46.845	1:20.072	46.626	145.3	10:24.180
4	1	2:54.053	50.228	1:19.290	44.535	144.9	12:31.262	4	1	2:47.077	45.804	1:18.355	42.918	150.9	13:11.257
5	1	2:54.405	50.070	1:19.275	45.060	144.6	15:25.667	5	1	2:49.848	46.730	1:18.751	44.367	148.5	16:01.105
6	1	2:55.470	50.576	1:20.194	44.700	143.7	18:21.137	6	1	2:51.648	46.753	1:21.085	43.810	146.9	18:52.753
7	1	2:57.791	49.689	1:20.714	47.388	141.8	21:18.928	7	1	2:48.057	46.402	1:18.670	42.985	150.0	21:40.810
8	1	2:54.949	51.647	1:19.091	44.211	144.1	24:13.877	8	1	2:49.524	47.738	1:19.294	42.492	148.7	24:30.334
9	1	2:54.746	49.558	1:19.554	45.634	144.3	27:08.623	9	1	2:47.000	46.364	1:18.223	42.413	151.0	27:17.334
10	1	2:53.554	49.709	1:18.889	44.956	145.3	30:02.177	10	1	2:49.828	46.439	1:18.752	44.637	148.5	30:07.162
11	1	2:53.569	49.689	1:18.433	45.447	145.3	32:55.746	11	1	2:47.863	45.444	1:18.236	44.183	150.2	32:55.025
6 1. Christian GOEBBELS MERCEDES 190 Evo 2.5 80B							19 1. Leo VAN DER BEEK PORSCHE 911 Carrera 70B								
1	1	4:05.249	1:20.168	1:38.549	1:06.532	101.0	4:05.249	1	1	3:40.846	1:08.196	1:37.977	54.673	112.2	3:40.846
2	1	3:32.290	1:05.388	1:33.771	53.131	118.8	7:37.539	2	1	3:13.087	56.506	1:26.570	50.011	130.6	6:53.933
3	1	3:21.757	58.909	1:30.434	52.414	125.0	10:59.296	3	1	3:13.395	54.954	1:26.988	51.453	130.4	10:07.328
4	1	3:16.391	58.586	1:26.911	50.894	128.4	14:15.687	4	1	3:13.923	56.134	1:27.694	50.095	130.0	13:21.251
5	1	3:15.151	56.170	1:27.455	51.526	129.2	17:30.838	5	1	3:13.450	55.494	1:26.698	51.258	130.3	16:34.701
6	1	3:14.064	55.983	1:26.315	51.766	129.9	20:44.902	6	1	3:12.991	56.076	1:26.974	49.941	130.6	19:47.692
7	1	3:11.787	56.276	1:25.584	49.927	131.5	23:56.689	7	1	3:12.389	54.818	1:27.466	50.105	131.1	23:00.081
8	1	3:12.559	56.255	1:24.987	51.317	130.9	27:09.248	8	1	3:12.550	55.098	1:27.654	49.798	130.9	26:12.631
9	1	3:11.734	55.733	1:26.301	49.700	131.5	30:20.982	9	1	3:10.203	53.926	1:26.566	49.711	132.6	29:22.834
10	1	3:14.163	56.805	1:26.114	51.244	129.9	33:35.145	10	1	3:13.121	55.531	1:26.988	50.602	130.6	32:35.955
11 1. Lars FELDSKOV DATSUN 240Z 70B							20 1. Kim OLESEN BMW M3 80B								
1	1	3:07.359	50.829	1:23.214	53.316	132.2	3:07.359	1	1	4:03.379	1:24.401	1:39.556	59.422	101.8	4:03.379
2	1	3:16.983	1:00.022	1:31.946	45.015	128.0	6:24.342	2	1	3:26.537	1:05.400	1:29.655	51.482	122.1	7:29.916
3	1	2:57.259	50.378	1:19.769	47.112	142.2	9:21.601	3	1	3:00.593	51.720	1:21.733	47.140	139.6	10:30.509
4	1	2:59.060	51.580	1:21.367	46.113	140.8	12:20.661	4	1	3:41.074	1:27.763	1:25.238	48.073	114.1	14:11.583
5	1	2:58.187	51.651	1:20.172	46.364	141.5	15:18.848	5	1	3:04.097	52.174	1:24.704	47.219	137.0	17:15.680
6	1	2:58.722	51.623	1:21.236	45.863	141.1	18:17.570	6	1	2:57.783	51.925	1:19.766	46.092	141.8	20:13.463
7	1	3:02.199	51.478	1:22.149	48.572	138.4	21:19.769	7	1	3:00.788	51.323	1:21.743	47.722	139.5	23:14.251
8	1	2:57.468	51.910	1:20.597	44.961	142.1	24:17.237	8	1	2:59.540	51.880	1:21.522	46.138	140.4	26:13.791
9	1	2:59.048	52.062	1:21.121	45.865	140.8	27:16.285								
10	1	2:59.711	51.930	1:21.631	46.150	140.3	30:15.996								
11	1	2:58.707	51.324	1:20.881	46.502	141.1	33:14.703								



Colmore YTCC SPA SUMMER CLASSIC Race 2

Sector Analysis

— Invalidated Lap ■ Personal Best ■ Session Best ■ Crossing the pit lane

Lap	D	Time	Sector 1	Sector 2	Sector 3	Kph	Elapsed	Lap	D	Time	Sector 1	Sector 2	Sector 3	Kph	Elapsed
9	1	2:58.400	50.819	1:20.768	46.813	141.3	29:12.191	8	1	3:07.282	54.667	1:23.859	48.756	134.6	25:18.090
10	1	2:58.775	50.990	1:21.037	46.748	141.0	32:10.966	9	1	3:06.133	54.344	1:23.409	48.380	135.5	28:24.223
								10	1	3:43.788 B	55.817	1:31.369	1:16.602	112.7	32:08.011

25 1.Kasper AASKOV BMW M3 E30 80B

1	1	3:05.516	46.792	1:24.757	53.967	133.5	3:05.516
2	1	3:14.032	59.082	1:32.239	42.711	129.9	6:19.548
3	1	2:46.836	47.305	1:16.672	42.859	151.1	9:06.384
4	1	2:45.795	47.494	1:16.143	42.158	152.1	11:52.179
5	1	2:43.070	46.741	1:14.743	41.586	154.6	14:35.249
6	1	2:44.869	46.384	1:14.629	43.856	152.9	17:20.118
7	1	2:43.630	46.519	1:14.984	42.127	154.1	20:03.748
8	1	2:43.354	46.468	1:15.169	41.717	154.4	22:47.102
9	1	2:45.983	46.446	1:16.492	43.045	151.9	25:33.085
10	1	2:42.350	46.592	1:13.512	42.246	155.3	28:15.435
11	1	2:45.889	46.323	1:15.112	44.454	152.0	31:01.324

30 1.Geert CROONENBROEK BMW E30 80B

1	1	4:02.388 B	1:19.238	1:37.846	1:05.304	102.2	4:02.388
2	1	4:45.095	2:17.075	1:34.325	53.695	88.4	8:47.483
3	1	3:26.586	58.496	1:34.855	53.235	122.1	12:14.069
4	1	3:24.757	58.430	1:31.630	54.697	123.1	15:38.826
5	1	3:25.315	57.390	1:34.633	53.292	122.8	19:04.141
6	1	3:17.655	57.271	1:29.074	51.310	127.6	22:21.796
7	1	3:23.625	58.890	1:33.325	51.410	123.8	25:45.421
8	1	3:17.619	56.529	1:30.261	50.829	127.6	29:03.040
9	1	3:22.099	56.835	1:31.929	53.335	124.8	32:25.139

31 1.Jan DE HEK ALFA ROMEO Giulia GT 60A

1	1	3:22.015	58.570	1:31.743	51.702	122.6	3:22.015
2	1	3:15.887	59.689	1:29.301	46.897	128.7	6:37.902
3	1	3:03.233	52.704	1:23.434	47.095	137.6	9:41.135
4	1	3:00.255	51.618	1:22.023	46.614	139.9	12:41.390
5	1	2:59.057	51.883	1:21.064	46.110	140.8	15:40.447
6	1	2:57.854	51.594	1:19.639	46.621	141.8	18:38.301
7	1	2:57.712	52.125	1:19.504	46.083	141.9	21:36.013
8	1	2:58.440	52.096	1:20.570	45.774	141.3	24:34.453
9	1	3:00.076	52.232	1:21.121	46.723	140.0	27:34.529
10	1	2:58.681	52.089	1:20.218	46.374	141.1	30:33.210
11	1	2:59.666	52.136	1:21.201	46.329	140.3	33:32.876

32 1.Eric IN DEN BOSCH PORSCHE 944S2 80B

1	1	3:28.700	1:01.074	1:35.291	52.335	118.7	3:28.700
2	1	3:14.340	57.510	1:28.925	47.905	129.7	6:43.040
3	1	3:05.781	53.530	1:24.420	47.831	135.7	9:48.821
4	1	3:05.980	52.934	1:23.982	49.064	135.6	12:54.801
5	1	3:05.041	53.072	1:23.889	48.080	136.3	15:59.842
6	1	3:05.604	53.902	1:23.590	48.112	135.8	19:05.446
7	1	3:05.362	53.675	1:24.023	47.664	136.0	22:10.808

41 1.Jens Juel JEPPESEN FORD Escort RS1600 70A

1	1	3:37.513	1:05.013	1:39.007	53.493	113.9	3:37.513
2	1	3:12.107	57.296	1:25.798	49.013	131.3	6:49.620
3	1	3:10.536	52.684	1:23.052	54.800	132.3	10:00.156
4	1	3:04.905	53.691	1:22.999	48.215	136.4	13:05.061
5	1	3:11.285	52.552	1:28.761	49.972	131.8	16:16.346
6	1	3:04.766	53.248	1:22.883	48.635	136.5	19:21.112
7	1	3:05.572	53.149	1:23.165	49.258	135.9	22:26.684
8	1	3:10.058	53.120	1:27.291	49.647	132.7	25:36.742
9	1	3:07.007	52.682	1:24.959	49.366	134.8	28:43.749
10	1	3:09.150	53.478	1:26.681	48.991	133.3	31:52.899

44 1.Charlotte ENGEL - JEPPESEN FORD Escort MK1 Twincam 70A

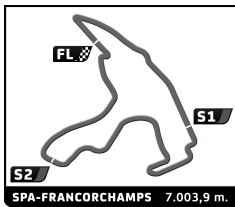
1	1	3:50.683	1:16.168	1:37.895	56.620	107.4	3:50.683
2	1	3:23.079	59.005	1:32.554	51.520	124.2	7:13.762
3	1	3:20.683	57.272	1:31.333	52.078	125.6	10:34.445
4	1	3:25.222	59.880	1:32.365	52.977	122.9	13:59.667
5	1	3:24.418	59.756	1:31.468	53.194	123.3	17:24.085
6	1	3:26.228	58.225	1:33.323	54.680	122.3	20:50.313
7	1	3:25.731	58.543	1:34.079	53.109	122.6	24:16.044
8	1	3:24.450	58.927	1:32.770	52.753	123.3	27:40.494
9	1	3:23.546	58.877	1:31.998	52.671	123.9	31:04.040

46 1.Robert DUBLER CHEVROLET Corvette 60B

1	1	3:32.127	1:01.669	1:37.752	52.706	116.8	3:32.127
2	1	3:12.917	55.714	1:29.996	47.207	130.7	6:45.044
3	1	3:01.397	51.057	1:23.410	46.930	139.0	9:46.441
4	1	3:02.997	50.202	1:25.459	47.336	137.8	12:49.438
5	1	3:02.533	50.693	1:25.423	46.417	138.1	15:51.971
6	1	3:02.855	51.237	1:25.040	46.578	137.9	18:54.826
7	1	3:02.389	51.160	1:25.161	46.068	138.2	21:57.215
8	1	3:03.486	51.630	1:24.597	47.259	137.4	25:00.701
9	1	3:04.347	52.890	1:24.370	47.087	136.8	28:05.048
10	1	3:05.461	51.773	1:24.728	48.960	136.0	31:10.509

47 1.Amanda HENNESSY CHEVROLET Corvette 60B

1	1	3:35.192	1:04.019	1:38.765	52.408	115.1	3:35.192
2	1	3:10.803	54.638	1:29.647	46.518	132.1	6:45.995
3	1	2:57.277	48.760	1:22.842	45.675	142.2	9:43.272
4	1	2:55.864	48.305	1:22.878	44.681	143.4	12:39.136
5	1	2:55.446	48.904	1:21.474	45.068	143.7	15:34.582
6	1	2:55.045	47.938	1:22.181	44.926	144.0	18:29.627
7	1	2:54.789	47.949	1:21.741	45.099	144.3	21:24.416
8	1	2:53.384	48.300	1:21.173	43.911	145.4	24:17.800




Colmore YTCC SPA SUMMER CLASSIC Race 2

Sector Analysis

— Invalidated Lap ■ Personal Best ■ Session Best B Crossing the pit lane

Lap	D	Time	Sector 1	Sector 2	Sector 3	Kph	Elapsed	Lap	D	Time	Sector 1	Sector 2	Sector 3	Kph	Elapsed								
9	1	2:55.175	48.039	1:21.926	45.210	143.9	27:12.975	1	1	3:27.783	1:00.460	1:34.557	52.766	119.2	3:27.783								
10	1	2:55.216	48.361	1:21.642	45.213	143.9	30:08.191	2	1	3:13.959	57.776	1:30.118	46.065	130.0	6:41.742								
11	1	2:56.875	49.313	1:22.157	45.405	142.6	33:05.066	3	1	2:58.629	50.651	1:21.221	46.757	141.2	9:40.371								
<div style="border: 1px solid black; padding: 5px; display: inline-block; font-weight: bold; font-size: 24px;">49</div> 1.Thomas DÄTWYLER OPEL Kadett C 70A								4	1	2:55.188	49.344	1:19.634	46.210	143.9	12:35.559								
								5	1	2:55.728	50.847	1:20.065	44.816	143.5	15:31.287								
								6	1	2:53.369	49.180	1:19.668	44.521	145.4	18:24.656								
								7	1	2:55.311	49.315	1:19.803	46.193	143.8	21:19.967								
								8	1	2:56.506	51.034	1:20.856	44.616	142.9	24:16.473								
								9	1	2:57.081	49.640	1:22.404	45.037	142.4	27:13.554								
								10	1	2:57.975	49.854	1:20.661	47.460	141.7	30:11.529								
								11	1	2:56.455	49.971	1:20.901	45.583	142.9	33:07.984								
								<div style="border: 1px solid black; padding: 5px; display: inline-block; font-weight: bold; font-size: 24px;">57</div> 1.Tony PAXMAN FORD Escort MK1 60B								1	1	3:48.055	1:15.409	1:36.912	55.734	108.6	3:48.055
																2	1	3:11.957	56.769	1:28.741	46.447	131.4	7:00.012
																3	1	3:01.234	51.527	1:22.125	47.582	139.1	10:01.246
4	1	2:59.395	51.935	1:21.468	45.992	140.6	13:00.641																
5	1	2:58.021	50.799	1:20.623	46.599	141.6	15:58.662																
6	1	2:56.806	51.000	1:20.429	45.377	142.6	18:55.468																
7	1	3:02.430	52.140	1:24.774	45.516	138.2	21:57.898																
8	1	3:00.024	51.999	1:21.188	46.837	140.1	24:57.922																
9	1	2:58.181	51.403	1:20.489	46.289	141.5	27:56.103																
10	1	2:57.240	51.892	1:20.096	45.252	142.3	30:53.343																
11	1	2:57.924	51.295	1:20.347	46.282	141.7	33:51.267																
<div style="border: 1px solid black; padding: 5px; display: inline-block; font-weight: bold; font-size: 24px;">50</div> 1.Erik VAN DER VEN BMW E30 325i 80B								1	1	4:11.609	1:29.621	1:44.183	57.805	98.5	4:11.609								
								2	1	3:29.317	1:04.369	1:33.607	51.341	120.5	7:40.926								
								3	1	3:17.330	57.048	1:29.276	51.006	127.8	10:58.256								
								4	1	3:16.661	57.231	1:28.766	50.664	128.2	14:14.917								
								5	1	3:15.557	56.769	1:27.279	51.509	128.9	17:30.474								
								6	1	3:19.529	56.481	1:29.188	53.860	126.4	20:50.003								
								<div style="border: 1px solid black; padding: 5px; display: inline-block; font-weight: bold; font-size: 24px;">51</div> 1.Bira VAN HAVER BMW 325i 80B								1	1	3:18.637	57.863	1:28.809	51.965	124.7	3:18.637
																2	1	3:14.662	59.242	1:28.768	46.652	129.5	6:33.299
																3	1	3:02.617				138.1	9:35.916
																4	1	2:59.181				140.7	12:35.097
																5	1	3:09.177				133.3	15:44.274
6	1	3:05.328				136.1	18:49.602																
7	1	3:02.572				138.1	21:52.174																
8	1	2:56.940				142.5	24:49.114																
9	1	3:01.105				139.2	27:50.219																
10	1	3:02.705				138.0	30:52.924																
11	1	3:03.705				137.3	33:56.629																
<div style="border: 1px solid black; padding: 5px; display: inline-block; font-weight: bold; font-size: 24px;">54</div> 1.Leonard BATENBURG BMW M3 E30 80B								1	1	3:25.862	1:01.441	1:32.505	51.916	120.3	3:25.862								
								2	1	3:12.587	58.700	1:29.512	44.375	130.9	6:38.449								
								3	1	2:46.290	48.363	1:15.230	42.697	151.6	9:24.739								
								4	1	2:46.071	48.086	1:15.741	42.244	151.8	12:10.810								
								5	1	2:44.360	47.789	1:14.031	42.540	153.4	14:55.170								
								6	1	3:10.622 B	47.575	1:25.879	57.168	132.3	18:05.792								
								<div style="border: 1px solid black; padding: 5px; display: inline-block; font-weight: bold; font-size: 24px;">55</div> 1.Armand ADRIAANS 2.Erwin VAN LIESHOUT PORSCHE 964RSR 80B								1	1	3:27.783	1:00.460	1:34.557	52.766	119.2	3:27.783
																2	1	3:13.959	57.776	1:30.118	46.065	130.0	6:41.742
																3	1	2:58.629	50.651	1:21.221	46.757	141.2	9:40.371
																4	1	2:55.188	49.344	1:19.634	46.210	143.9	12:35.559
																5	1	2:55.728	50.847	1:20.065	44.816	143.5	15:31.287
6	1	2:53.369	49.180	1:19.668	44.521	145.4	18:24.656																
7	1	2:55.311	49.315	1:19.803	46.193	143.8	21:19.967																
8	1	2:56.506	51.034	1:20.856	44.616	142.9	24:16.473																
9	1	2:57.081	49.640	1:22.404	45.037	142.4	27:13.554																
10	1	2:57.975	49.854	1:20.661	47.460	141.7	30:11.529																
11	1	2:56.455	49.971	1:20.901	45.583	142.9	33:07.984																
<div style="border: 1px solid black; padding: 5px; display: inline-block; font-weight: bold; font-size: 24px;">60</div> 1.Axel HAGEMANN 2.Andreas DIRING BMW M1 Procar 60B								1	1	3:24.332	59.892	1:33.081	51.359	121.2	3:24.332								
								2	1	3:17.412	59.184	1:30.276	47.952	127.7	6:41.744								
								3	1	2:57.674	50.044	1:21.348	46.282	141.9	9:39.418								
								4	1	2:55.694	48.742	1:19.599	47.353	143.5	12:35.112								
								<div style="border: 1px solid black; padding: 5px; display: inline-block; font-weight: bold; font-size: 24px;">64</div> 1.Frank DE HEK ALFA ROMEO Giulia 70A								1	1	3:18.040	57.557	1:28.482	52.001	125.1	3:18.040
																2	1	3:15.911	58.967	1:29.908	47.036	128.7	6:33.951
																3	1	3:01.950	53.881	1:20.517	47.552	138.6	9:35.901
																4	1	3:00.744	52.681	1:21.516	46.547	139.5	12:36.645
																5	1	3:01.216	53.115	1:20.440	47.661	139.1	15:37.861
																6	1	3:00.062	52.951	1:20.094	47.017	140.0	18:37.923
																7	1	2:59.713	52.877	1:19.517	47.319	140.3	21:37.636
8	1	3:01.654	54.450	1:19.889	47.315	138.8	24:39.290																
9	1	3:01.373	53.369	1:20.431	47.573	139.0	27:40.663																
10	1	3:00.252	53.323	1:19.778	47.151	139.9	30:40.915																
11	1	3:01.121	53.318	1:20.408	47.395	139.2	33:42.036																
<div style="border: 1px solid black; padding: 5px; display: inline-block; font-weight: bold; font-size: 24px;">69</div> 1.Felix FELTES ALFA ROMEO GTAm 70A								1	1	4:01.169	1:23.045	1:38.217	59.907	102.7	4:01.169								
								2	1	3:33.302	1:05.606	1:31.760	55.936	118.2	7:34.471								
								3	1	3:28.311	1:05.816	1:28.251	54.244	121.0	11:02.782								



Colmore YTCC SPA SUMMER CLASSIC Race 2

Sector Analysis

— Invalidated Lap ■ Personal Best ■ Session Best B Crossing the pit lane

Lap	D	Time	Sector 1	Sector 2	Sector 3	Kph	Elapsed	Lap	D	Time	Sector 1	Sector 2	Sector 3	Kph	Elapsed
4	1	3:26.859	1:02.924	1:28.584	55.351	121.9	14:29.641	5	1	3:26.272	56.455	1:35.244	54.573	122.2	17:05.850
5	1	3:31.060	1:04.720	1:30.668	55.672	119.5	18:00.701	6	1	3:25.256	1:01.384	1:31.443	52.429	122.8	20:31.106
6	1	3:30.670	1:05.155	1:30.829	54.686	119.7	21:31.371	7	1	3:17.909	56.367	1:30.617	50.925	127.4	23:49.015
7	1	3:31.691	1:03.783	1:30.608	57.300	119.1	25:03.062	8	1	3:19.185	57.176	1:30.728	51.281	126.6	27:08.200
8	1	3:32.175	1:05.546	1:31.477	55.152	118.8	28:35.237	9	1	3:17.259	56.284	1:29.735	51.240	127.8	30:25.459
9	1	3:32.693	1:05.697	1:31.627	55.369	118.5	32:07.930	10	1	3:19.131	56.619	1:31.056	51.456	126.6	33:44.590

73		1.Kim CHRISTENSEN		JENSEN Healey 70A			
1	1	4:09.033	1:27.134	1:43.536	58.363	99.5	4:09.033
2	1	3:33.464	1:04.123	1:37.453	51.888	118.1	7:42.497
3	1	3:13.670	54.816	1:28.895	49.959	130.2	10:56.167
4	1	3:13.582	56.652	1:27.244	49.686	130.3	14:09.749
5	1	3:13.446	53.503	1:28.485	51.458	130.3	17:23.195
6	1	3:10.410	53.573	1:26.867	49.970	132.4	20:33.605
7	1	3:09.860	52.983	1:27.043	49.834	132.8	23:43.465
8	1	3:11.693	53.108	1:27.721	50.864	131.5	26:55.158
9	1	3:18.176	52.753	1:29.431	55.992	127.2	30:13.334
10	1	3:12.809	54.522	1:27.434	50.853	130.8	33:26.143

76		1.Charles HOLMES		COBRA 289 60B			
1	1	3:23.421	59.566	1:32.324	51.531	121.8	3:23.421
2	1	3:16.779	59.347	1:30.584	46.848	128.1	6:40.200
3	1	3:08.123	49.934	1:22.680	55.509	134.0	9:48.323
4	1	3:01.442	49.004	1:25.948	46.490	139.0	12:49.765
5	1	2:59.457	48.665	1:23.724	47.068	140.5	15:49.222
6	1	3:03.440	48.859	1:27.155	47.426	137.5	18:52.662
7	1	3:03.623	52.316	1:24.805	46.502	137.3	21:56.285
8	1	3:02.201	49.626	1:24.897	47.678	138.4	24:58.486
9	1	3:34.185	50.319	1:32.383	1:11.483	117.7	28:32.671

93		1.Steffen GREGERSEN		BMW M3 E30 80B			
1	1	3:04.578	46.641	1:24.005	53.932	134.2	3:04.578
2	1	3:14.946	59.378	1:32.295	43.273	129.3	6:19.524
3	1	2:46.234	46.991	1:16.699	42.544	151.7	9:05.758
4	1	2:43.673	46.262	1:15.151	42.260	154.1	11:49.431
5	1	2:43.677	45.947	1:15.560	42.170	154.0	14:33.108
6	1	2:44.994	46.095	1:16.366	42.533	152.8	17:18.102
7	1	2:44.182	46.580	1:15.472	42.130	153.6	20:02.284
8	1	2:44.658	46.560	1:15.724	42.374	153.1	22:46.942
9	1	2:48.440	46.130	1:16.761	45.549	149.7	25:35.382
10	1	2:46.946	47.732	1:15.754	43.460	151.0	28:22.328
11	1	2:47.094	46.351	1:16.052	44.691	150.9	31:09.422

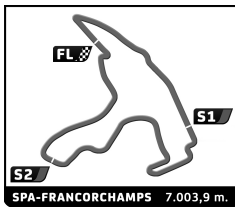
99		1.Roel SCHMITZ		PEUGEOT 205 80A			
1	1	3:42.692	1:09.372	1:38.144	55.176	111.3	3:42.692
2	1	3:21.143	58.489	1:30.201	52.453	125.4	7:03.835
3	1	3:17.404	56.388	1:29.317	51.699	127.7	10:21.239
4	1	3:18.339	56.341	1:29.570	52.428	127.1	13:39.578

101		1.Malcolm HARDING		FORD Escort Zakspeed MK2 BDG 70B			
1	1	3:04.277	46.716	1:23.093	54.468	134.4	3:04.277
2	1	3:14.429	58.802	1:32.760	42.867	129.7	6:18.706
3	1	2:47.447	47.440	1:16.678	43.329	150.6	9:06.153
4	1	2:46.817	46.800	1:16.672	43.345	151.1	11:52.970
5	1	2:44.934	46.578	1:15.566	42.790	152.9	14:37.904
6	1	2:48.087	47.809	1:16.394	43.884	150.0	17:25.991
7	1	2:48.172	48.789	1:16.169	43.214	149.9	20:14.163
8	1	2:48.311	47.429	1:16.694	44.188	149.8	23:02.474
9	1	2:50.004	47.836	1:17.862	44.306	148.3	25:52.478
10	1	2:51.119	47.421	1:18.501	45.197	147.3	28:43.597
11	1	2:54.163	49.709	1:18.906	45.548	144.8	31:37.760

103		1.Urs STEFFEN		TRIUMPH Spitfire GT8 60B			
1	1	4:01.864	1:23.551	1:38.365	59.948	102.4	4:01.864
2	1	3:22.196	1:05.399	1:29.960	46.837	124.7	7:24.060
3	1	3:00.974	50.352	1:22.854	47.768	139.3	10:25.034
4	1	2:57.048	50.074	1:21.494	45.480	142.4	13:22.082
5	1	2:56.784	50.213	1:21.107	45.464	142.6	16:18.866
6	1	2:58.691	50.227	1:22.289	46.175	141.1	19:17.557
7	1	3:00.190	51.277	1:22.002	46.911	139.9	22:17.747
8	1	2:58.610	50.081	1:21.946	46.583	141.2	25:16.357
9	1	2:59.675	49.762	1:21.948	47.965	140.3	28:16.032

114		1.Lando GRAF VON WEDEL		BMW 325 i - 2500cc 80B			
1	1	3:10.852	54.679	1:24.385	51.788	129.8	3:10.852
2	1	3:16.142	1:00.532	1:30.092	45.518	128.6	6:26.994
3	1	2:54.748	49.904	1:18.822	46.022	144.3	9:21.742
4	1	2:52.002	51.167	1:16.481	44.354	146.6	12:13.744
5	1	2:52.951	50.206	1:18.296	44.449	145.8	15:06.695
6	1	2:51.633	50.276	1:16.225	45.132	146.9	17:58.328
7	1	2:51.485	50.596	1:16.263	44.626	147.0	20:49.813
8	1	2:51.768	50.502	1:16.538	44.728	146.8	23:41.581
9	1	2:51.825	50.497	1:16.861	44.467	146.7	26:33.406
10	1	2:51.313	50.469	1:16.665	44.179	147.2	29:24.719
11	1	2:57.020	51.517	1:19.169	46.334	142.4	32:21.739

115		1.Alexis GRAF VON WEDEL		BMW 325 i 80B			
1	1	3:08.276	50.801	1:23.748	53.727	131.6	3:08.276
2	1	3:16.377	59.937	1:31.298	45.142	128.4	6:24.653
3	1	2:56.375	50.313	1:20.251	45.811	143.0	9:21.028



Colmore YTCC SPA SUMMER CLASSIC Race 2

Sector Analysis

— Invalidated Lap ■ Personal Best ■ Session Best B Crossing the pit lane

Lap	D	Time	Sector 1	Sector 2	Sector 3	Kph	Elapsed	Lap	D	Time	Sector 1	Sector 2	Sector 3	Kph	Elapsed
4	1	2:52.718	50.556	1:17.438	44.724	146.0	12:13.746	2	1	3:15.203	58.939	1:32.482	43.782	129.2	6:22.075
5	1	2:54.853	50.273	1:19.504	45.076	144.2	15:08.599	3	1	2:50.635	48.568	1:18.306	43.761	147.8	9:12.710
6	1	2:53.779	50.849	1:18.166	44.764	145.1	18:02.378	4	1	2:49.884	48.014	1:18.492	43.378	148.4	12:02.594
7	1	2:53.363	50.376	1:17.724	45.263	145.4	20:55.741	5	1	2:49.379	48.687	1:17.986	43.744	148.9	14:51.973
8	1	2:54.818	50.854	1:18.595	45.369	144.2	23:50.559	6	1	2:49.791	48.687	1:17.644	43.460	148.5	17:41.764
9	1	2:54.094	50.520	1:18.183	45.391	144.8	26:44.653	7	1	2:50.723	48.066	1:18.084	44.573	147.7	20:32.487
10	1	2:55.245	51.714	1:18.305	45.226	143.9	29:39.898	8	1	2:49.649	48.281	1:17.270	44.098	148.6	23:22.136
11	1	2:54.243	51.101	1:17.599	45.543	144.7	32:34.141	9	1	2:50.401	48.412	1:17.833	44.156	148.0	26:12.537
								10	1	2:50.544	48.362	1:18.477	43.705	147.8	29:03.081
								11	1	2:52.196	48.942	1:19.065	44.189	146.4	31:55.277

116	1.Christian GRAF VON WED						BMW 325i	
	80B							
	1	1	4:05.631	1:24.611	1:39.838	1:01.182	100.9	4:05.631
	2	1	3:28.374	1:05.497	1:33.549	49.328	121.0	7:34.005
	3	1	2:58.797	52.903	1:18.888	47.006	141.0	10:32.802
	4	1	3:02.331	53.290	1:21.493	47.548	138.3	13:35.133
	5	1	2:58.694	52.843	1:19.522	46.329	141.1	16:33.827
	6	1	2:58.039	52.201	1:19.462	46.376	141.6	19:31.866
	7	1	2:58.196	52.191	1:19.340	46.665	141.5	22:30.062
	8	1	3:00.891	52.084	1:22.161	46.646	139.4	25:30.953
9	1	2:58.545	52.481	1:19.820	46.244	141.2	28:29.498	
10	1	2:59.713	52.769	1:20.499	46.445	140.3	31:29.211	

118	1.Lars BOJVAD						FORD Escort 1600	
	70A							
	1	1	3:13.681	55.234	1:25.876	52.571	127.9	3:13.681
	2	1	3:15.009	1:00.132	1:29.646	45.231	129.3	6:28.690
	3	1	2:54.348	49.741	1:19.871	44.736	144.6	9:23.038
	4	1	2:55.488	49.895	1:20.404	45.189	143.7	12:18.526
	5	1	2:55.640	50.980	1:19.432	45.228	143.6	15:14.166
	6	1	2:57.659	50.027	1:21.524	46.108	141.9	18:11.825
	7	1	2:57.613	51.289	1:20.410	45.914	142.0	21:09.438
	8	1	2:55.788	49.861	1:20.639	45.288	143.4	24:05.226
9	1	2:55.524	49.927	1:19.588	46.009	143.7	27:00.750	
10	1	2:57.826	51.205	1:20.018	46.603	141.8	29:58.576	
11	1	2:56.458	51.168	1:19.858	45.432	142.9	32:55.034	


123	1.Dan JACOBSEN						FORD Escort MKII	
	70A							
	1	1	3:59.836	1:22.647	1:38.034	59.155	103.3	3:59.836
	2	1	3:13.709	55.795	1:27.403	50.511	130.2	7:13.545
	3	1	3:11.116	51.923	1:27.792	51.401	131.9	10:24.661
	4	1	3:12.186	53.156	1:29.712	49.318	131.2	13:36.847
	5	1	3:03.641	52.805	1:22.234	48.602	137.3	16:40.488
	6	1	3:07.216	52.773	1:24.944	49.499	134.7	19:47.704
	7	1	3:04.740	52.776	1:22.963	49.001	136.5	22:52.444
	8	1	3:13.705	54.871	1:28.334	50.500	130.2	26:06.149
9	1	3:08.164	53.591	1:24.726	49.847	134.0	29:14.313	
10	1	3:14.035	56.028	1:26.729	51.278	129.9	32:28.348	

124	1.Marcel VAN RIJSWICK						PORSCHE 964	
	80B							
	1	1	3:06.872	49.262	1:23.709	53.901	132.6	3:06.872

126	1.Frank KLAASSEN						BMW 325i	
	80B							
	1	1	3:50.278	1:16.293	1:37.307	56.678	107.6	3:50.278
	2	1	3:16.878	57.435	1:28.618	50.825	128.1	7:07.156
	3	1	3:19.530	56.402	1:30.230	52.898	126.4	10:26.686
	4	1	3:16.381	56.688	1:28.199	51.494	128.4	13:43.067
	5	1	3:16.502	56.683	1:28.680	51.139	128.3	16:59.569
	6	1	3:14.460	56.766	1:26.890	50.804	129.7	20:14.029
	7	1	3:13.538	56.491	1:26.381	50.666	130.3	23:27.567
	8	1	3:16.102	57.155	1:27.457	51.490	128.6	26:43.669
9	1	3:18.982	1:01.840	1:26.213	50.929	126.7	30:02.651	
10	1	3:13.390	56.474	1:25.897	51.019	130.4	33:16.041	

128	1.John CARLSSON						PORSCHE 944	
	80B							
	1	1	3:10.121	54.165	1:24.402	51.554	130.3	3:10.121
	2	1	3:16.518	1:00.523	1:30.519	45.476	128.3	6:26.639
	3	1	2:55.518	49.921	1:19.006	46.591	143.7	9:22.157
	4	1	2:54.199	50.264	1:18.303	45.632	144.7	12:16.356
	5	1	2:53.640	51.106	1:17.228	45.306	145.2	15:09.996
	6	1	2:55.682	49.935	1:19.167	46.580	143.5	18:05.678
	7	1	2:59.208	51.657	1:20.414	47.137	140.7	21:04.886
	8	1	3:02.073	51.904	1:22.395	47.774	138.5	24:06.959
9	1	2:59.394	52.180	1:19.838	47.376	140.6	27:06.353	
10	1	3:00.333	51.416	1:20.919	47.998	139.8	30:06.686	
11	1	3:02.425	51.355	1:22.395	48.675	138.2	33:09.111	


130	1.Ruud POELS						PORSCHE 964 RS	
	80B							
	1	1	3:46.918	1:11.683	1:39.946	55.289	109.2	3:46.918
	2	1	3:14.783	57.336	1:31.280	46.167	129.4	7:01.701
	3	1	3:00.354	51.398	1:21.440	47.516	139.8	10:02.055
	4	1	2:57.054	51.180	1:20.490	45.384	142.4	12:59.109
	5	1	3:00.831	51.346	1:22.771	46.714	139.4	15:59.940
	6	1	2:56.622	51.130	1:19.742	45.750	142.8	18:56.562
	7	1	3:02.897	50.969	1:26.386	45.542	137.9	21:59.459
	8	1	2:59.794	50.959	1:21.052	47.783	140.2	24:59.253
9	1	2:57.558	52.778	1:20.249	44.531	142.0	27:56.811	
10	1	2:54.546	50.982	1:19.651	43.913	144.5	30:51.357	
11	1	2:53.905	50.564	1:19.154	44.187	145.0	33:45.262	



Colmore YTCC SPA SUMMER CLASSIC Race 2

Sector Analysis

— Invalidated Lap ■ Personal Best ■ Session Best ■ Crossing the pit lane																	
Lap	D	Time	Sector 1	Sector 2	Sector 3	Kph	Elapsed	Lap	D	Time	Sector 1	Sector 2	Sector 3	Kph	Elapsed		
147	1. Piers James MASARATI						PORSCHE Turbo 80B		154	1. Philipp ZUMSTEIN						TVR Griffith 60B	
	2. Miles Ronald MASARATI																
	1	1	3:06.126	47.655	1:24.732	53.739	133.1	3:06.126		1	1	3:46.195	1:11.128	1:39.637	55.430	109.5	3:46.195
	2	1	3:14.244	58.992	1:32.247	43.005	129.8	6:20.370		2	1	3:17.270	57.416	1:31.625	48.229	127.8	7:03.465
	3	1	2:48.748	46.954	1:17.194	44.600	149.4	9:09.118		3	1	3:01.860	49.580	1:24.542	47.738	138.6	10:05.325
	4	1	2:47.634	46.710	1:17.663	43.261	150.4	11:56.752		4	1	3:03.279	49.615	1:25.393	48.271	137.6	13:08.604
	5	1	2:48.355	46.937	1:17.097	44.321	149.8	14:45.107		5	1	3:05.819	50.096	1:26.883	48.840	135.7	16:14.423
	6	1	2:47.488	47.302	1:16.953	43.233	150.5	17:32.595		6	1	3:05.828	50.632	1:26.258	48.938	135.7	19:20.251
	7	1	2:52.059	48.385	1:18.572	45.102	146.5	20:24.654		7	1	3:05.615	50.707	1:26.040	48.868	135.8	22:25.866
	8	1	2:48.862	47.054	1:17.922	43.886	149.3	23:13.516		8	1	3:09.349	52.530	1:28.113	48.706	133.2	25:35.215
	9	1	2:51.180	47.136	1:19.529	44.515	147.3	26:04.696		9	1	3:07.731	51.406	1:27.326	48.999	134.3	28:42.946
	10	1	2:49.395	47.456	1:18.443	43.496	148.8	28:54.091		10	1	3:09.965	53.046	1:26.412	50.507	132.7	31:52.911
11	1	2:56.979	47.436	1:21.656	47.887	142.5	31:51.070										
149	1. Gerd TEKAAT						CHEVROLET Camaro 60B		155	1. Mikkel MIKKELSEN						OPEL Kadett B 60A	
	1	1	3:30.194	1:02.913	1:35.937	51.344	117.9	3:30.194		1	1	3:16.129	55.838	1:28.405	51.886	126.3	3:16.129
	2	1	3:13.681	56.931	1:29.846	46.904	130.2	6:43.875		2	1	3:17.081	59.615	1:29.896	47.570	127.9	6:33.210
	3	1	3:01.692	50.004	1:23.336	48.352	138.8	9:45.567		3	1	3:01.508	52.398	1:21.851	47.259	138.9	9:34.718
	4	1	3:02.775	50.462	1:24.991	47.322	138.0	12:48.342		4	1	3:04.120	53.184	1:23.860	47.076	136.9	12:38.838
	5	1	3:04.251	51.064	1:24.500	48.687	136.8	15:52.593		5	1	3:04.182	52.809	1:23.654	47.719	136.9	15:43.020
	6	1	3:01.584	50.633	1:23.331	47.620	138.9	18:54.177		6	1	3:01.872	52.478	1:22.005	47.389	138.6	18:44.892
	7	1	3:07.207	51.903	1:27.321	47.983	134.7	22:01.384		7	1	3:03.572	53.048	1:22.557	47.967	137.4	21:48.464
	8	1	5:54.075 B	1:18.555	2:31.042	2:04.478	71.2	27:55.459		8	1	3:04.040	53.395	1:23.012	47.633	137.0	24:52.504
150	1. Jakob WUNDEROV						DATSUN 240Z 70B		176	1. Ulrich ANDERSON						FORD Escort MKII 70A	
	1	1	3:15.117	55.384	1:27.475	52.258	127.0	3:15.117		1	1	3:19.069	58.272	1:29.824	50.973	124.5	3:19.069
	2	1	3:14.906	1:00.143	1:29.538	45.225	129.4	6:30.023		2	1	3:15.275	59.408	1:29.323	46.544	129.1	6:34.344
	3	1	2:53.527	50.496	1:18.882	44.149	145.3	9:23.550		3	1	3:00.300	52.475	1:21.061	46.764	139.8	9:34.644
	4	1	2:54.368	50.092	1:19.947	44.329	144.6	12:17.918		4	1	2:59.435	51.779	1:20.749	46.907	140.5	12:34.079
	5	1	2:53.686	51.317	1:18.026	44.343	145.2	15:11.604		5	1	3:01.722	52.142	1:21.214	48.366	138.8	15:35.801
	6	1	2:54.039	50.143	1:19.321	44.575	144.9	18:05.643		6	1	2:58.954	51.881	1:20.415	46.658	140.9	18:34.755
	7	1	2:53.765	50.656	1:18.511	44.598	145.1	20:59.408		7	1	2:59.914	51.810	1:20.887	47.217	140.1	21:34.669
	8	1	2:53.892	50.252	1:18.951	44.689	145.0	23:53.300		8	1	2:58.966	53.037	1:19.722	46.207	140.9	24:33.635
151	1. Martin WUNDEROV						DATSUN 240Z 70B		188	1. Andre SAETHERN						OPEL Kadett B 70A	
	1	1	3:32.758	1:02.915	1:37.012	52.831	116.4	3:32.758		1	1	3:17.359	57.199	1:28.185	51.975	125.5	3:17.359
	2	1	3:14.270	55.583	1:29.998	48.689	129.8	6:47.028		2	1	3:13.505	59.101	1:29.511	44.893	130.3	6:30.864
	3	1	3:03.005	51.458	1:23.294	48.253	137.8	9:50.033		3	1	2:53.605	49.732	1:18.488	45.385	145.2	9:24.469
	4	1	3:00.683	51.604	1:21.918	47.161	139.5	12:50.716		4	1	2:55.566	50.568	1:19.866	45.132	143.6	12:20.035
	5	1	3:03.282	51.602	1:23.580	48.100	137.6	15:53.998		5	1	2:55.625	49.732	1:19.792	46.101	143.6	15:15.660
	6	1	3:03.218	52.772	1:22.883	47.563	137.6	18:57.216		6	1	2:56.879	51.358	1:19.332	46.189	142.6	18:12.539
	7	1	3:04.598	52.628	1:24.662	47.308	136.6	22:01.814		7	1	2:55.332	50.044	1:20.183	45.105	143.8	21:07.871
	8	1	3:02.254	53.819	1:20.413	48.022	138.3	25:04.068		8	1	2:56.855	50.628	1:21.051	45.176	142.6	24:04.726
	9	1	3:06.732	54.533	1:22.897	49.302	135.0	28:10.800									
10	1	3:12.173	55.227	1:26.617	50.329	131.2	31:22.973										



Colmore YTCC SPA SUMMER CLASSIC Race 2

Sector Analysis

— Invalidated Lap ■ Personal Best ■ Session Best ■ Crossing the pit lane

Lap	D	Time	Sector 1	Sector 2	Sector 3	Kph	Elapsed	Lap	D	Time	Sector 1	Sector 2	Sector 3	Kph	Elapsed
9	1	2:55.258	49.961	1:19.554	45.743	143.9	26:59.984	7	1	3:02.952	53.053	1:22.841	47.058	137.8	22:31.929
10	1	2:54.926	50.201	1:19.667	45.058	144.1	29:54.910	8	1	3:04.962	54.056	1:22.370	48.536	136.3	25:36.891
11	1	2:55.280	50.417	1:19.043	45.820	143.9	32:50.190	9	1	3:03.795	53.081	1:23.302	47.412	137.2	28:40.686
								10	1	3:10.253	55.639	1:26.400	48.214	132.5	31:50.939

190 1. Peter SCHEEFHALS 80B
MERCEDES Benz 190E Evo 1

1	1	4:02.901	1:24.116	1:39.176	59.609	102.0	4:02.901
2	1	3:24.493	1:05.026	1:30.085	49.382	123.3	7:27.394
3	1	3:09.517	55.058	1:25.134	49.325	133.0	10:36.911
4	1	3:09.309	56.432	1:24.450	48.427	133.2	13:46.220
5	1	3:05.422	54.099	1:23.070	48.253	136.0	16:51.642
6	1	3:05.802	54.325	1:22.700	48.777	135.7	19:57.444
7	1	3:03.664	54.005	1:21.445	48.214	137.3	23:01.108
8	1	3:06.101	54.189	1:23.138	48.774	135.5	26:07.209
9	1	3:06.786	54.441	1:23.440	48.905	135.0	29:13.995
10	1	3:07.336	54.505	1:23.553	49.278	134.6	32:21.331

193 1. Robbert-Jan VAN DE LEUF 70B
RENAULT Alpine A310 V6

1	1	3:44.818	1:10.412	1:39.298	55.108	110.2	3:44.818
2	1	3:21.081	57.948	1:32.092	51.041	125.4	7:05.899
3	1	3:18.535	55.528	1:31.389	51.618	127.0	10:24.434
4	1	3:17.318	55.840	1:30.809	50.669	127.8	13:41.752
5	1	3:16.619	55.061	1:31.117	50.441	128.2	16:58.371
6	1	3:17.965	55.679	1:31.235	51.051	127.4	20:16.336
7	1	3:16.066	55.243	1:29.728	51.095	128.6	23:32.402
8	1	3:17.708	55.501	1:30.130	52.077	127.5	26:50.110
9	1	3:21.310	56.529	1:30.178	54.603	125.3	30:11.420
10	1	3:17.935	56.614	1:30.449	50.872	127.4	33:29.355

199 1. Niklas MARTENSSON 80B
PORSCHE 944

1	1	3:48.833	1:15.883	1:36.989	55.961	108.3	3:48.833
2	1	3:08.911	56.800	1:28.167	43.944	133.5	6:57.744
3	1	2:52.720	49.119	1:17.060	46.541	146.0	9:50.464
4	1	2:55.306	50.904	1:19.894	44.508	143.8	12:45.770
5	1	2:48.174	48.085	1:16.787	43.302	149.9	15:33.944
6	1	2:46.530	47.676	1:16.042	42.812	151.4	18:20.474
7	1	2:47.948	47.872	1:15.708	44.368	150.1	21:08.422
8	1	2:45.745	48.041	1:14.875	42.829	152.1	23:54.167
9	1	2:51.421	50.163	1:16.189	45.069	147.1	26:45.588
10	1	2:48.120	50.071	1:15.165	42.884	150.0	29:33.708
11	1	2:48.955	48.027	1:15.938	44.990	149.2	32:22.663

222 1. Tomy OLSEN 70B
PORSCHE 911 Carrera Rs

1	1	3:58.551	1:20.659	1:38.591	59.301	103.9	3:58.551
2	1	3:12.430	54.264	1:29.234	48.932	131.0	7:10.981
3	1	3:07.022	53.580	1:24.987	48.455	134.8	10:18.003
4	1	3:03.466	53.297	1:22.513	47.656	137.4	13:21.469
5	1	3:04.446	53.517	1:23.306	47.623	136.7	16:25.915
6	1	3:03.062	53.019	1:22.628	47.415	137.7	19:28.977

247 1. Ryan MONE 80B
PORSCHE 944

1	1	3:33.854	1:03.868	1:36.555	53.431	115.8	3:33.854
2	1	3:13.143	55.209	1:29.763	48.171	130.5	6:46.997
3	1	3:02.610	52.851	1:21.421	48.338	138.1	9:49.607
4	1	3:04.021	52.759	1:23.704	47.558	137.0	12:53.628
5	1	2:59.744	52.279	1:21.565	45.900	140.3	15:53.372
6	1	3:03.052	51.997	1:23.218	47.837	137.7	18:56.424
7	1	3:04.430	52.082	1:25.692	46.656	136.7	22:00.854
8	1	3:01.308	53.727	1:20.930	46.651	139.1	25:02.162
9	1	3:03.800	53.056	1:24.065	46.679	137.2	28:05.962
10	1	3:03.113	51.980	1:23.925	47.208	137.7	31:09.075

276 1. Samuel BENZ 80B
TVR Tuscan


1	1	3:11.606	54.898	1:25.275	51.433	129.3	3:11.606
2	1	3:15.714	1:00.941	1:29.788	44.985	128.8	6:27.320
3	1	2:46.858	47.436	1:17.098	42.324	151.1	9:14.178
4	1	2:46.947	46.275	1:18.092	42.580	151.0	12:01.125
5	1	2:46.724	47.031	1:17.065	42.628	151.2	14:47.849
6	1	2:46.659	46.891	1:17.603	42.165	151.3	17:34.508
7	1	2:46.667	46.680	1:16.976	43.011	151.3	20:21.175
8	1	2:48.081	48.084	1:17.406	42.591	150.0	23:09.256
9	1	2:48.781	47.062	1:18.876	42.843	149.4	25:58.037
10	1	2:47.822	47.280	1:17.429	43.113	150.2	28:45.859
11	1	2:52.497	48.456	1:18.472	45.569	146.2	31:38.356

303 1. Dirk VAN DER MEER 80B
BMW 325i

1	1	3:38.817	1:07.346	1:37.310	54.161	113.2	3:38.817
2	1	3:12.308	56.929	1:25.707	49.672	131.1	6:51.125
3	1	3:10.014	54.670	1:23.979	51.365	132.7	10:01.139
4	1	3:08.914	55.087	1:24.388	49.439	133.5	13:10.053
5	1	3:06.001	54.049	1:23.240	48.712	135.6	16:16.054
6	1	3:06.305	54.521	1:23.265	48.519	135.3	19:22.359
7	1	3:08.896	55.469	1:23.820	49.607	133.5	22:31.255
8	1	3:10.210	56.181	1:25.267	48.762	132.6	25:41.465
9	1	3:07.572	55.022	1:23.816	48.734	134.4	28:49.037
10	1	3:08.482	54.566	1:25.223	48.693	133.8	31:57.519

309 1. Ans TEN PAS 80A
VOLKSWAGEN Corrado

1	1	4:07.254	1:25.914	1:43.402	57.938	100.2	4:07.254
2	1	3:37.499	1:04.898	1:38.105	54.496	115.9	7:44.753
3	1	3:24.928	57.752	1:33.273	53.903	123.0	11:09.681
4	1	3:24.345	57.857	1:32.452	54.036	123.4	14:34.026
5	1	3:28.277	58.475	1:33.863	55.939	121.1	18:02.303



Colmore YTCC SPA SUMMER CLASSIC Race 2

Sector Analysis

— Invalidated Lap ■ Personal Best ■ Session Best B Crossing the pit lane

Lap	D	Time	Sector 1	Sector 2	Sector 3	Kph	Elapsed	Lap	D	Time	Sector 1	Sector 2	Sector 3	Kph	Elapsed
6	1	3:27.400	58.879	1:34.928	53.593	121.6	21:29.703	8	1	2:55.514	50.634	1:19.948	44.932	143.7	23:50.465
7	1	3:25.322	58.331	1:32.327	54.664	122.8	24:55.025	9	1	2:54.847	49.045	1:20.223	45.579	144.2	26:45.312
8	1	3:27.555	59.302	1:35.158	53.095	121.5	28:22.580	10	1	2:55.333	49.804	1:19.952	45.577	143.8	29:40.645
9	1	3:27.888	1:00.996	1:32.506	54.386	121.3	31:50.468	11	1	2:55.407	49.514	1:20.177	45.716	143.7	32:36.052

360	1. Marco QUAK	VOLVO 360 Tante Truus	80A
-----	---------------	-----------------------	-----

1	1	4:14.738	1:33.417	1:42.363	58.958	97.3	4:14.738
2	1	3:37.344	1:05.506	1:35.921	55.917	116.0	7:52.082
3	1	3:36.317	1:05.255	1:35.132	55.930	116.6	11:28.399
4	1	3:39.467	1:06.113	1:37.028	56.326	114.9	15:07.866
5	1	3:37.921	1:06.140	1:35.969	55.812	115.7	18:45.787
6	1	3:39.264	1:05.963	1:36.971	56.330	115.0	22:25.051
7	1	3:48.649	1:06.435	1:42.213	1:00.001	110.3	26:13.700
8	1	4:00.076	1:14.074	1:42.900	1:03.102	105.0	30:13.776
9	1	4:30.016 B	1:15.154	1:49.776	1:25.086	93.4	34:43.792

495	1. Willem VAN DER VEEN	VOLVO 360	80A
-----	------------------------	-----------	-----

1	1	4:11.167	1:28.737	1:43.647	58.783	98.6	4:11.167
2	1	3:35.231	1:04.405	1:35.907	54.919	117.1	7:46.398
3	1	3:30.933	1:01.847	1:34.014	55.072	119.5	11:17.331
4	1	3:33.712	1:03.791	1:34.420	55.501	118.0	14:51.043
5	1	3:32.856	1:02.191	1:35.137	55.528	118.5	18:23.899
6	1	3:31.100	1:01.975	1:33.639	55.486	119.4	21:54.999
7	1	3:32.156	1:02.696	1:34.454	55.006	118.8	25:27.155
8	1	3:30.852	1:02.872	1:33.112	54.868	119.6	28:58.007
9	1	3:34.111	1:02.380	1:34.966	56.765	117.8	32:32.118

614	1. Alain BERG	BMW 325i	80B
-----	---------------	----------	-----

1	1	3:14.439	54.730	1:27.729	51.980	127.4	3:14.439
2	1	3:15.340	59.984	1:30.215	45.141	129.1	6:29.779
3	1	2:55.888	51.068	1:19.670	45.150	143.4	9:25.667
4	1	2:55.420	50.386	1:19.243	45.791	143.7	12:21.087
5	1	2:54.777	51.196	1:17.723	45.858	144.3	15:15.864
6	1	2:57.151	51.724	1:19.463	45.964	142.3	18:13.015
7	1	2:53.527	50.092	1:18.881	44.554	145.3	21:06.542
8	1	2:55.753	50.531	1:21.088	44.134	143.5	24:02.295
9	1	2:51.785	50.199	1:16.828	44.758	146.8	26:54.080
10	1	2:53.266	51.486	1:17.416	44.364	145.5	29:47.346
11	1	2:51.838	50.525	1:17.118	44.195	146.7	32:39.184

950	1. Erik DEN DEKKER	PORSCHE 95Turbo - 1986 - 300cc	80B
-----	--------------------	--------------------------------	-----

1	1	3:08.769	53.553	1:24.187	51.029	131.2	3:08.769
2	1	3:16.958	1:00.412	1:31.696	44.850	128.0	6:25.727
3	1	2:55.508	49.063	1:20.179	46.266	143.7	9:21.235
4	1	2:53.946	49.165	1:20.136	44.645	145.0	12:15.181
5	1	2:54.087	48.508	1:20.597	44.982	144.8	15:09.268
6	1	2:52.433	48.931	1:18.742	44.760	146.2	18:01.701
7	1	2:53.250	48.936	1:19.395	44.919	145.5	20:54.951