


Colmore YTCC SPA SUMMER CLASSIC Race 3

Sector Analysis

— Invalidated Lap ■ Personal Best ■ Session Best B Crossing the pit lane

Lap D	Time	Sector 1	Sector 2	Sector 3	Kph	Elapsed	Lap D	Time	Sector 1	Sector 2	Sector 3	Kph	Elapsed
2 1. Bart LEMAIRE TRABANT 601 RS 60A							14 1. Ruben DE BRUIJN OPEL Kadett B 60A						
1	1	4:49.170	1:44.817	1:55.514	1:08.839	85.7	1	3:10.511	59.812	1:22.333	48.366	130.0	3:10.511
2	1	4:35.494	1:17.279	2:03.774	1:14.441	91.5	2	3:04.566	53.831	1:22.307	48.428	136.6	6:15.077
3	1	4:35.434	1:25.324	2:00.498	1:09.612	91.5	3	3:03.553	54.563	1:21.315	47.675	137.4	9:18.630
4	1	4:48.301	1:29.201	2:05.243	1:13.857	87.5	4	3:04.460	57.195	1:19.793	47.472	136.7	12:23.090
5	1	4:21.774	1:19.319	1:55.652	1:06.803	96.3	5	3:03.889	55.672	1:20.534	47.683	137.1	15:26.979
6	1	4:35.864	1:27.093	1:59.072	1:09.699	91.4	6	4:09.382	1:06.797	1:55.499	1:07.086	101.1	19:36.361
7	1	4:30.359	1:22.146	1:56.444	1:11.769	93.3	7	3:37.480	1:03.458	1:39.880	54.142	115.9	23:13.841
							8 1 3:01.122 54.138 1:19.807 47.177 139.2 26:14.963						
							9 1 3:00.725 53.585 1:20.123 47.017 139.5 29:15.688						
							10 1 3:01.961 53.415 1:20.604 47.942 138.6 32:17.649						
4 1. Ron RENES LOTUS Sunbeam 70A							15 1. Beat GUBLER DODGE Challenger 70B						
1	1	2:57.112	51.896	1:20.396	44.820	139.9	1	2:54.020	51.223	1:20.169	42.628	142.4	2:54.020
2	1	2:59.071	49.721	1:22.838	46.512	140.8	2	2:49.667	46.187	1:19.468	44.012	148.6	5:43.687
3	1	2:58.522	51.693	1:21.908	44.921	141.2	3	2:47.571	45.098	1:19.536	42.937	150.5	8:31.258
4	1	2:59.118	53.159	1:20.401	45.558	140.8	4	2:51.068	50.246	1:17.616	43.206	147.4	11:22.326
5	1	2:58.058	51.181	1:20.902	45.975	141.6	5	8:16.301 B	46.862	6:17.597	1:11.842	50.8	19:38.627
6	1	3:23.522	52.970	1:35.921	54.631	123.9							
7	1	3:33.609	1:04.743	1:34.217	54.649	118.0							
8	1	3:20.402	1:02.985	1:30.967	46.450	125.8							
9	1	2:56.351	50.015	1:20.948	45.388	143.0							
10	1	2:56.388	51.006	1:19.759	45.623	142.9							
11	1	2:56.487	50.528	1:20.382	45.577	142.9							
6 1. Christian GOEBBELS MERCEDES 190 Evo 2.5 80B							17 1. Tjarco JILESEN PORSCHE 964 RS 80B						
1	1	3:36.504	1:16.011	1:28.976	51.517	114.4	1	3:11.411	1:09.806	1:18.033	43.572	129.4	3:11.411
2	1	3:18.642	56.641	1:31.182	50.819	126.9	2	2:44.810	46.040	1:15.822	42.948	153.0	5:56.221
3	1	3:16.617	57.176	1:28.727	50.714	128.2	3	2:41.169	46.887	1:13.037	41.245	156.4	8:37.390
4	1	3:16.394	56.454	1:29.716	50.224	128.4	4	2:44.314	47.112	1:14.845	42.357	153.5	11:21.704
5	1	3:12.421	55.416	1:25.430	51.575	131.0	5	2:40.673	46.339	1:13.300	41.034	156.9	14:02.377
6	1	3:24.567	59.912	1:30.086	54.569	123.3	6	3:04.783	46.070	1:19.718	58.995	136.5	17:07.160
7	1	3:25.412	57.496	1:30.662	57.254	122.7	7	3:49.100	1:02.188	1:46.132	1:00.780	110.1	20:56.260
8	1	3:12.328	56.297	1:26.193	49.838	131.1	8	3:16.514	1:03.479	1:31.656	41.379	128.3	24:12.774
9	1	3:11.291	55.125	1:24.294	51.872	131.8	9	2:39.261	45.969	1:12.234	41.058	158.3	26:52.035
10	1	3:12.189	55.131	1:26.074	50.984	131.2	10	2:42.638	46.180	1:13.810	42.648	155.0	29:34.673
							11 1 2:42.988 45.230 1:16.274 41.484 154.7 32:17.661						
11 1. Lars FELDSKOV DATSUN 240Z 70B							19 1. Leo VAN DER BEEK PORSCHE 911 Carrera 70B						
1	1	3:06.088	56.915	1:22.745	46.428	133.1	1	3:28.832	1:08.976	1:29.010	50.846	118.6	3:28.832
2	1	2:56.933	50.392	1:20.841	45.700	142.5	2	3:13.097	54.837	1:28.448	49.812	130.6	6:41.929
3	1	2:58.622	51.516	1:21.033	46.073	141.2	3	3:17.100	59.710	1:28.226	49.164	127.9	9:59.029
4	1	2:59.736	53.538	1:20.712	45.486	140.3	4	3:14.286	57.029	1:27.737	49.520	129.8	13:13.315
5	1	2:58.663	51.976	1:20.479	46.208	141.1	5	3:15.098	56.462	1:27.097	51.539	129.2	16:28.413
6	1	3:20.771	52.955	1:31.826	55.990	125.6	6	3:24.531	57.325	1:27.896	59.310	123.3	19:52.944
7	1	3:31.557	1:02.750	1:34.262	54.545	119.2	7	3:35.515	1:02.965	1:35.702	56.848	117.0	23:28.459
8	1	3:18.323	1:03.409	1:28.576	46.338	127.1	8	3:10.676	55.821	1:24.702	50.153	132.2	26:39.135
9	1	2:55.744	50.274	1:19.891	45.579	143.5	9	3:10.048	53.984	1:26.159	49.905	132.7	29:49.183
10	1	3:01.803	51.311	1:21.787	48.705	138.7	10	3:14.595	54.170	1:28.991	51.434	129.6	33:03.778
11	1	2:59.631	52.310	1:21.118	46.203	140.4							
							20 1. Kim OLESEN BMW M3 80B						



Colmore YTCC SPA SUMMER CLASSIC Race 3

Sector Analysis

— Invalidated Lap ■ Personal Best ■ Session Best ■ Crossing the pit lane

Lap	D	Time	Sector 1	Sector 2	Sector 3	Kph	Elapsed	Lap	D	Time	Sector 1	Sector 2	Sector 3	Kph	Elapsed
1	1	3:24.492	1:05.391	1:29.395	49.706	121.2	3:24.492	4	1	3:07.622	55.716	1:23.525	48.381	134.4	12:41.561
2	1	3:04.378	51.414	1:25.536	47.428	136.8	6:28.870	5	1	3:06.250	54.867	1:22.718	48.665	135.4	15:47.811
3	1	3:00.875	49.943	1:23.378	47.554	139.4	9:29.745	6	1	3:56.762	58.609	1:50.743	1:07.410	106.5	19:44.573
4	1	3:49.999 B	1:07.019	1:32.755	1:10.225	109.6	13:19.744	7	1	3:35.531	1:04.704	1:37.027	53.800	117.0	23:20.104
5	1	4:59.173	2:29.499	1:34.747	54.927	84.3	18:18.917	8	1	3:06.412	52.969	1:24.969	48.474	135.3	26:26.516
6	1	3:32.279	1:03.918	1:34.249	54.112	118.8	21:51.196	9	1	3:00.372	52.626	1:20.673	47.073	139.8	29:26.888
7	1	3:20.884	1:03.730	1:29.554	47.600	125.5	25:12.080	10	1	3:02.768	51.977	1:23.071	47.720	138.0	32:29.656
8	1	2:56.430	49.725	1:21.622	45.083	142.9	28:08.510								
9	1	3:00.334	50.013	1:22.070	48.251	139.8	31:08.844								
10	1	2:59.156	51.482	1:21.055	46.619	140.7	34:08.000								

25	1.Kasper AASKOV	BMW M3 E30	80B
-----------	-----------------	------------	-----

1	1	2:47.191	47.952	1:16.972	42.267	148.2	2:47.191
---	---	----------	--------	---	---	-------	----------

30	1.Geert CROONENBROEK	BMW E30	80B
-----------	----------------------	---------	-----

1	1	3:43.728	1:18.071	1:32.065	53.592	110.7	3:43.728
2	1	3:19.881	57.125	1:30.860	51.896	126.1	7:03.609
3	1	3:18.917	58.460	1:29.981	50.476	126.8	10:22.526
4	1	3:19.636	56.777	1:30.713	52.146	126.3	13:42.162
5	1	3:26.232	56.204	1:31.450	58.578	122.3	17:08.394
6	1	3:48.535	1:01.623	1:46.096	1:00.816	110.3	20:56.929
7	1	3:32.837	1:03.513	1:36.754	52.570	118.5	24:29.766
8	1	3:16.261	55.509	1:29.224	51.528	128.5	27:46.027
9	1	3:23.107	58.550	1:31.318	53.239	124.1	31:09.134
10	1	3:20.838	59.169	1:29.862	51.807	125.5	34:29.972

31	1.Jan DE HEK	ALFA ROMEO Giulio GT	60A
-----------	--------------	----------------------	-----

1	1	3:11.510	58.607	1:23.414	49.489	129.4	3:11.510
2	1	3:21.033 B	54.040	1:25.832	1:01.161	125.4	6:32.543

32	1.Eric IN DEN BOSCH	PORSCHE 944S2	80B
-----------	---------------------	---------------	-----

1	1	3:20.308	1:06.054	1:26.055	48.199	123.7	3:20.308
2	1	3:12.064	54.168	1:28.381	49.515	131.3	6:32.372
3	1	3:07.195	53.938	1:25.195	48.062	134.7	9:39.567
4	1	3:09.542	56.462	1:24.562	48.518	133.0	12:49.109
5	1	3:09.998	54.739	1:26.180	49.079	132.7	15:59.107
6	1	3:48.622	54.628	1:45.186	1:08.808	110.3	19:47.729
7	1	3:34.418	1:03.357	1:36.832	54.229	117.6	23:22.147
8	1	3:05.345	52.856	1:25.319	47.170	136.0	26:27.492
9	1	3:07.351	52.858	1:23.860	50.633	134.6	29:34.843
10	1	3:04.842	52.892	1:23.704	48.246	136.4	32:39.685

41	1.Jens Juel JEPPESEN	FORD Escort RS1600	70A
-----------	----------------------	--------------------	-----

1	1	3:18.944	1:04.603	1:24.944	49.397	124.5	3:18.944
2	1	3:12.301	54.692	1:27.555	50.054	131.1	6:31.245
3	1	3:02.694	52.195	1:23.102	47.397	138.0	9:33.939

44	1.Charlotte ENGEL - JEPPE	FORD Escort MK1 Twincam	70A
-----------	---------------------------	-------------------------	-----

1	1	3:44.849	1:19.236	1:33.596	52.017	110.2	3:44.849
2	1	3:25.976	58.831	1:34.642	52.503	122.4	7:10.825
3	1	3:28.500	1:01.053	1:34.286	53.161	120.9	10:39.325
4	1	3:26.887	1:00.099	1:33.616	53.172	121.9	14:06.212
5	1	3:32.951	1:00.213	1:37.340	55.398	118.4	17:39.163
6	1	3:30.505	1:00.382	1:35.362	54.761	119.8	21:09.668
7	1	3:26.700	59.281	1:34.517	52.902	122.0	24:36.368
8	1	3:22.248	58.573	1:31.723	51.952	124.7	27:58.616
9	1	3:24.840	58.999	1:33.252	52.589	123.1	31:23.456
10	1	3:23.562	58.302	1:31.828	53.432	123.9	34:47.018

46	1.Robert DUBLER	CHEVROLET Corvette	60B
-----------	-----------------	--------------------	-----


1	1	3:14.476	59.563	1:26.737	48.176	127.4	3:14.476
2	1	3:06.918	51.893	1:26.652	48.373	134.9	6:21.394
3	1	3:06.518	51.511	1:26.966	48.041	135.2	9:27.912
4	1	3:05.713	53.213	1:24.855	47.645	135.8	12:33.625
5	1	3:06.355	52.469	1:26.408	47.478	135.3	15:39.980
6	1	4:00.202	59.505	1:52.990	1:07.707	105.0	19:40.182
7	1	3:36.547	1:04.151	1:38.282	54.114	116.4	23:16.729
8	1	3:04.373	52.194	1:25.555	46.624	136.8	26:21.102
9	1	3:02.457	51.047	1:24.376	47.034	138.2	29:23.559
10	1	3:02.632	51.121	1:24.591	46.920	138.1	32:26.191

47	1.Amanda HENNESSY	CHEVROLET Corvette	60B
-----------	-------------------	--------------------	-----

1	1	3:00.709	52.465	1:23.490	44.754	137.1	3:00.709
2	1	2:56.308	48.247	1:23.146	44.915	143.0	5:57.017
3	1	2:57.083	49.696	1:22.737	44.650	142.4	8:54.100
4	1	2:58.156	50.867	1:22.655	44.634	141.5	11:52.256
5	1	2:55.953	49.189	1:22.629	44.135	143.3	14:48.209
6	1	3:11.487	49.856	1:30.731	50.900	131.7	17:59.696
7	1	3:19.006	1:05.762	1:26.298	46.946	126.7	21:18.702
8	1	3:08.800	52.288	1:30.722	45.790	133.5	24:27.502
9	1	2:54.169	48.108	1:21.328	44.733	144.8	27:21.671
10	1	2:55.117	47.949	1:22.248	44.920	144.0	30:16.788
11	1	2:57.159	48.195	1:22.712	46.252	142.3	33:13.947

49	1.Thomas DÄTWYLER	OPEL Kadett C	70A
-----------	-------------------	---------------	-----

1	1	3:18.973	1:03.380	1:25.251	50.342	124.5	3:18.973
2	1	3:10.221	54.434	1:26.487	49.300	132.6	6:29.194



Colmore YTCC SPA SUMMER CLASSIC Race 3

Sector Analysis

— Invalidated Lap ■ Personal Best ■ Session Best ■ Crossing the pit lane

Lap	D	Time	Sector 1	Sector 2	Sector 3	Kph	Elapsed	Lap	D	Time	Sector 1	Sector 2	Sector 3	Kph	Elapsed
3	1	3:03.982	53.540	1:23.037	47.405	137.0	9:33.176	2	1	3:02.983	51.352	1:23.264	48.367	137.8	6:10.447
4	1	3:05.955	55.199	1:22.513	48.243	135.6	12:39.131	3	1	3:00.802	51.013	1:23.253	46.536	139.5	9:11.249
5	1	3:04.599	54.899	1:21.903	47.797	136.6	15:43.730	4	1	3:05.854	55.002	1:23.599	47.253	135.7	12:17.103
6	1	3:59.857	1:00.246	1:52.377	1:07.234	105.1	19:43.587	5	1	3:01.471	52.355	1:22.647	46.469	138.9	15:18.574
7	1	3:36.159	1:04.635	1:37.094	54.430	116.6	23:19.746	6	1	3:13.006	53.382	1:26.036	53.588	130.6	18:31.580
8	1	3:06.493	54.414	1:24.336	47.743	135.2	26:26.239	7	1	3:22.131	54.694	1:32.939	54.498	124.7	21:53.711
9	1	3:01.945	53.116	1:22.129	46.700	138.6	29:28.184	8	1	3:20.298	1:02.820	1:28.851	48.627	125.9	25:14.009
10	1	3:02.420	51.583	1:22.456	48.381	138.2	32:30.604	9	1	2:59.478	50.133	1:22.865	46.480	140.5	28:13.487
								10	1	3:00.484	50.480	1:23.047	46.957	139.7	31:13.971
								11	1	3:09.337	51.562	1:25.326	52.449	133.2	34:23.308

50

1.Erik VAN DER VEN
BMW E30 325i
80B

1	1	3:43.392	1:21.482	1:30.350	51.560	110.9	3:43.392
2	1	3:15.913	57.393	1:28.022	50.498	128.7	6:59.305
3	1	3:14.990	57.544	1:27.502	49.944	129.3	10:14.295
4	1	3:14.960	56.483	1:27.573	50.904	129.3	13:29.255
5	1	3:16.881	55.488	1:28.899	52.494	128.1	16:46.136
6	1	3:21.962	57.788	1:32.499	51.675	124.8	20:08.098
7	1	3:24.636	55.986	1:30.942	57.708	123.2	23:32.734
8	1	3:15.236	56.715	1:27.675	50.846	129.1	26:47.970
9	1	3:12.574	55.730	1:26.278	50.566	130.9	30:00.544
10	1	3:15.573	55.675	1:28.144	51.754	128.9	33:16.117

51

1.Bira VAN HAVER
BMW 325i
80B

1	1	3:13.343	1:00.016	1:25.094	48.233	128.1	3:13.343
2	1	3:09.183	54.977			133.3	6:22.526
3	1	3:03.661	52.780	1:22.890	47.991	137.3	9:26.187
4	1	3:09.929	56.624	1:23.643	49.662	132.8	12:36.116
5	1	3:06.559	56.192	1:21.949	48.418	135.2	15:42.675
6	1	3:58.329	58.466	1:52.273	1:07.590	105.8	19:41.004
7	1	3:36.911	1:04.279	1:38.199	54.433	116.2	23:17.915
8	1	3:08.160	55.058	1:24.114	48.988	134.0	26:26.075
9	1	3:08.511	54.392	1:23.885	50.234	133.8	29:34.586
10	1	3:07.209	54.631	1:23.155	49.423	134.7	32:41.795

54

1.Leonard BATENBURG
BMW M3 E30
80B

1	1	3:16.835	1:10.424	1:21.920	44.491	125.9	3:16.835
2	1	2:49.721	49.237	1:16.718	43.766	148.6	6:06.556
3	1	2:50.736	47.363	1:16.762	46.611	147.7	8:57.292
4	1	2:50.279	49.331	1:18.409	42.539	148.1	11:47.571
5	1	2:47.251	49.461	1:15.173	42.617	150.8	14:34.822
6	1	3:05.127	49.046	1:20.351	55.730	136.2	17:39.949
7	1	3:30.900	1:15.544	1:20.330	55.026	119.6	21:10.849
8	1	3:12.530	59.382	1:29.196	43.952	131.0	24:23.379
9	1	2:47.067	47.903	1:16.147	43.017	150.9	27:10.446
10	1	2:47.769	48.208	1:15.418	44.143	150.3	29:58.215
11	1	2:49.490	48.483	1:17.685	43.322	148.8	32:47.705

55

1.Armand ADRIAANS
2.Erwin VAN LIESHOUT
PORSCHE 964RSR
80B

1	1	3:07.464	56.040	1:23.530	47.894	132.2	3:07.464
---	---	----------	--------	----------	--------	-------	----------

57

1.Tony PAXMAN
FORD Escort MK1
60B

1	1	3:07.850	57.532	1:22.438	47.880	131.9	3:07.850
2	1	3:02.458	51.590	1:22.808	48.060	138.2	6:10.308
3	1	3:01.329	52.023	1:22.685	46.621	139.1	9:11.637
4	1	3:06.056	55.761	1:22.679	47.616	135.5	12:17.693
5	1	3:01.680	52.859	1:22.385	46.436	138.8	15:19.373
6	1	3:13.187	54.551	1:24.908	53.728	130.5	18:32.560
7	1	3:22.231	54.630	1:32.552	55.049	124.7	21:54.791
8	1	3:18.242	1:02.329	1:28.534	47.379	127.2	25:13.033
9	1	2:54.695	49.939	1:19.429	45.327	144.3	28:07.728
10	1	3:01.022	50.463	1:21.811	48.748	139.3	31:08.750
11	1	3:01.247	52.264	1:21.513	47.470	139.1	34:09.997

60

1.Axel HAGEMANN
2.Andreas DIRING
BMW M1 Procar
60B

1	1	3:33.795	1:18.623	1:26.835	48.337	115.9	3:33.795
2	1	3:04.340	49.475	1:27.524	47.341	136.8	6:38.135
3	1	3:10.236	53.756	1:28.954	47.526	132.5	9:48.371
4	1	3:04.933	51.041	1:25.031	48.861	136.3	12:53.304
5	1	3:02.947	51.575	1:23.366	48.006	137.8	15:56.251
6	1	3:49.642	51.959	1:49.880	1:07.803	109.8	19:45.893
7	1	3:35.369	1:04.667	1:36.622	54.080	117.1	23:21.262
8	1	3:04.400	51.474	1:23.945	48.981	136.7	26:25.662
9	1	2:59.495	51.456	1:21.132	46.907	140.5	29:25.157

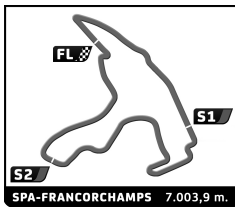
64

1.Frank DE HEK
ALFA ROMEO Giulia
70A

1	1	3:18.388	59.777	1:27.665	50.946	124.9	3:18.388
2	1	3:12.401	55.258	1:26.616	50.527	131.0	6:30.789
3	1	3:09.406	54.474	1:24.590	50.342	133.1	9:40.195
4	1	3:12.415	56.438	1:25.224	50.753	131.0	12:52.610
5	1	3:12.589	56.493	1:25.780	50.316	130.9	16:05.199
6	1	3:45.017	55.679	1:40.187	1:09.151	112.1	19:50.216
7	1	3:34.380	1:03.167	1:36.102	55.111	117.6	23:24.596
8	1	3:09.487	55.529	1:24.514	49.444	133.1	26:34.083
9	1	3:08.336	54.218	1:24.609	49.509	133.9	29:42.419
10	1	3:09.202	54.811	1:24.978	49.413	133.3	32:51.621

69

1.Felix FELTES
ALFA ROMEO GTAm
70A



Colmore YTCC SPA SUMMER CLASSIC Race 3

Sector Analysis

— Invalidated Lap ■ Personal Best ■ Session Best **B** Crossing the pit lane

Lap	D	Time	Sector 1	Sector 2	Sector 3	Kph	Elapsed	Lap	D	Time	Sector 1	Sector 2	Sector 3	Kph	Elapsed
1	1	3:50.042	1:24.902	1:30.471	54.669	107.7	3:50.042	1	1	3:40.419	1:15.433	1:32.740	52.246	112.4	3:40.419
2	1	3:31.920	1:03.561	1:32.572	55.787	119.0	7:21.962	2	1	3:19.856	56.821	1:31.135	51.900	126.2	7:00.275
3	1	3:33.073	1:07.983	1:30.221	54.869	118.3	10:55.035	3	1	3:20.959	58.252	1:31.012	51.695	125.5	10:21.234
4	1	3:31.021	1:04.439	1:30.456	56.126	119.5	14:26.056	4	1	3:21.059	57.605	1:30.690	52.764	125.4	13:42.293
5	1	3:33.340	1:05.395	1:32.195	55.750	118.2	17:59.396	5	1	3:26.480	56.875	1:32.071	57.534	122.1	17:08.773
6	1	3:44.885	1:05.353	1:44.377	55.155	112.1	21:44.281	6	1	3:48.458	1:01.620	1:46.500	1:00.338	110.4	20:57.231
7	1	3:29.504	1:04.931	1:28.360	56.213	120.4	25:13.785	7	1	3:33.539	1:03.768	1:36.999	52.772	118.1	24:30.770
8	1	3:25.868	1:02.585	1:28.487	54.796	122.5	28:39.653	8	1	3:17.813	55.918	1:29.958	51.937	127.5	27:48.583
9	1	3:29.983	1:03.540	1:29.933	56.510	120.1	32:09.636	9	1	3:23.739	57.231	1:31.769	54.739	123.8	31:12.322
								10	1	3:18.176	56.305	1:30.137	51.734	127.2	34:30.498

73 1. Kim CHRISTENSEN
 JENSEN Healey 70A

1	1	3:27.813	1:08.216	1:29.105	50.492	119.2	3:27.813
2	1	3:13.193	52.814	1:29.714	50.665	130.5	6:41.006
3	1	3:15.357	56.829	1:28.468	50.060	129.1	9:56.363
4	1	3:12.508	55.068	1:27.598	49.842	131.0	13:08.871
5	1	3:17.000	54.408	1:27.685	54.907	128.0	16:25.871
6	1	3:26.335	56.652	1:30.511	59.172	122.2	19:52.206
7	1	3:35.315	1:03.376	1:35.538	56.401	117.1	23:27.521
8	1	3:24.227	54.623	1:26.447	1:03.157	123.5	26:51.748
9	1	3:10.692	53.384	1:26.614	50.694	132.2	30:02.440
10	1	3:12.802	55.533	1:27.251	50.018	130.8	33:15.242

76 1. Charles HOLMES
 COBRA 289 60B

1	1	3:28.546	1:12.284	1:26.791	49.471	118.8	3:28.546
2	1	3:08.195	51.271	1:28.565	48.359	134.0	6:36.741
3	1	3:13.360	54.711	1:28.813	49.836	130.4	9:50.101
4	1	3:13.330	55.509	1:28.458	49.363	130.4	13:03.431
5	1	3:12.455	53.125	1:29.192	50.138	131.0	16:15.886
6	1	3:35.516	53.825	1:32.417	1:09.274	117.0	19:51.402
7	1	3:34.995	1:03.380	1:35.551	56.064	117.3	23:26.397
8	1	3:08.873	54.633	1:26.427	47.813	133.5	26:35.270
9	1	3:04.758	51.145	1:24.676	48.937	136.5	29:40.028
10	1	3:06.048	50.479	1:25.481	50.088	135.5	32:46.076

93 1. Steffen GREGERSEN
 BMW M3 E30 80B

1	1	2:43.941	46.580	1:15.697	41.664	151.1	2:43.941
2	1	2:42.627	45.808	1:15.048	41.771	155.0	5:26.568
3	1	2:46.564	45.874	1:18.955	41.735	151.4	8:13.132
4	1	2:43.781	46.660	1:15.191	41.930	154.0	10:56.913
5	1	2:44.946	46.801	1:16.409	41.736	152.9	13:41.859
6	1	2:49.970	46.754	1:17.058	46.158	148.3	16:31.829
7	1	3:21.801	54.924	1:27.490	59.387	124.9	19:53.630
8	1	3:34.580	1:02.950	1:35.647	55.983	117.5	23:28.210
9	1	2:53.400	50.785	1:18.244	44.371	145.4	26:21.610
10	1	2:43.933	46.508	1:15.170	42.255	153.8	29:05.543
11	1	2:48.277	46.730	1:17.645	43.902	149.8	31:53.820

99 1. Roel SCHMITZ
 PEUGEOT 205 80A

101 1. Malcolm HARDING
 FORD Escort Zakspeed MK2 BDG 70B

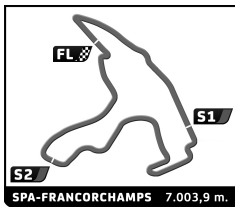
1	1	2:45.432	46.857	1:16.074	42.501	149.8	2:45.432
2	1	2:45.808	46.980	1:15.781	43.047	152.1	5:31.240
3	1	2:59.156	46.894	1:28.823	43.439	140.7	8:30.396
4	1	2:50.897	50.293	1:16.943	43.661	147.5	11:21.293
5	1	2:50.308	48.962	1:18.015	43.331	148.1	14:11.601
6	1	2:57.778	47.513	1:19.419	50.846	141.8	17:09.379
7	1	3:48.511	1:01.540	1:46.429	1:00.542	110.3	20:57.890
8	1	3:19.330	1:03.383	1:32.855	43.092	126.5	24:17.220
9	1	2:45.634	46.894	1:15.810	42.930	152.2	27:02.854
10	1	2:48.806	47.075	1:17.273	44.458	149.4	29:51.660
11	1	2:55.259	46.909	1:21.857	46.493	143.9	32:46.919

114 1. Lando GRAF VON WEDEL
 BMW 325 i - 2500cc 80B

1	1	2:52.676	50.259	1:17.656	44.761	143.5	2:52.676
2	1	2:51.335	49.481	1:16.610	45.244	147.2	5:44.011
3	1	2:51.681	49.247	1:16.608	45.826	146.9	8:35.692
4	1	2:51.001	50.757	1:15.859	44.385	147.5	11:26.693
5	1	2:49.938	49.782	1:16.539	43.617	148.4	14:16.631
6	1	3:09.303	50.305	1:24.921	54.077	133.2	17:25.934
7	1	3:35.941	57.957	1:36.849	1:01.135	116.8	21:01.875
8	1	3:19.958	1:03.602	1:31.870	44.486	126.1	24:21.833
9	1	2:51.959	51.434	1:16.508	44.017	146.6	27:13.792
10	1	2:49.632	49.393	1:16.030	44.209	148.6	30:03.424
11	1	2:54.341	50.866	1:17.757	45.718	144.6	32:57.765

115 1. Alexis GRAF VON WEDEL
 BMW 325 i 80B

1	1	2:52.860	51.310	1:17.269	44.281	143.3	2:52.860
2	1	2:50.488	50.088	1:16.070	44.330	147.9	5:43.348
3	1	2:51.944	49.960	1:16.974	45.010	146.6	8:35.292
4	1	2:50.874	50.223	1:16.602	44.049	147.6	11:26.166
5	1	2:50.361	49.575	1:17.004	43.782	148.0	14:16.527
6	1	3:09.815	50.456	1:25.469	53.890	132.8	17:26.342
7	1	3:36.214	58.452	1:36.464	1:01.298	116.6	21:02.556
8	1	3:21.512	1:03.890	1:31.958	45.664	125.1	24:24.068
9	1	2:50.502	49.591	1:16.364	44.547	147.9	27:14.570
10	1	2:49.387	49.829	1:15.860	43.698	148.9	30:03.957
11	1	2:54.180	50.375	1:18.068	45.737	144.8	32:58.137

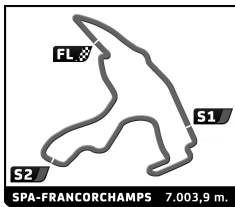


Colmore YTCC SPA SUMMER CLASSIC Race 3

Sector Analysis

— Invalidated Lap ■ Personal Best ■ Session Best ■ Crossing the pit lane

Lap	D	Time	Sector 1	Sector 2	Sector 3	Kph	Elapsed	Lap	D	Time	Sector 1	Sector 2	Sector 3	Kph	Elapsed
116 1.Christian GRAF VON WED BMW 325i 80B								2	1	3:18.230	56.159	1:30.420	51.651	127.2	6:56.284
1	1	3:15.843	1:01.816	1:25.569	48.458	126.5	3:15.843	3	1	3:16.850	58.687	1:26.484	51.679	128.1	10:13.134
2	1	3:02.663	52.315	1:23.491	46.857	138.0	6:18.506	4	1	3:16.761	56.789	1:28.892	51.080	128.1	13:29.895
3	1	2:58.992	52.313	1:20.424	46.255	140.9	9:17.498	5	1	3:17.311	55.980	1:28.409	52.922	127.8	16:47.206
4	1	3:00.303	53.969	1:19.605	46.729	139.8	12:17.801	6	1	3:22.009	58.304	1:31.654	52.051	124.8	20:09.215
5	1	3:01.394	52.700	1:22.046	46.648	139.0	15:19.195	7	1	3:24.860	56.282	1:30.160	58.418	123.1	23:34.075
6	1	3:19.254	55.291	1:26.274	57.689	126.5	18:38.449	8	1	3:15.167	57.579	1:26.994	50.594	129.2	26:49.242
7	1	3:16.991	53.577	1:28.210	55.204	128.0	21:55.440	9	1	3:12.103	55.635	1:26.206	50.262	131.3	30:01.345
8	1	3:18.281	1:02.448	1:27.480	48.353	127.2	25:13.721	10	1	3:15.418	56.148	1:28.180	51.090	129.0	33:16.763
9	1	2:58.464	51.745	1:20.599	46.120	141.3	28:12.185								
10	1	2:58.814	51.796	1:20.360	46.658	141.0	31:10.999								
11	1	2:59.377	52.138	1:20.473	46.766	140.6	34:10.376								
118 1.Lars BOJVAD FORD Escort 1600 70A															
1	1	3:01.771	54.518	1:21.740	45.513	136.3	3:01.771								
2	1	2:56.565	50.425	1:20.555	45.585	142.8	5:58.336								
3	1	2:57.247	49.898	1:21.871	45.478	142.3	8:55.583								
4	1	2:57.619	51.771	1:20.614	45.234	142.0	11:53.202								
5	1	2:57.872	51.859	1:20.461	45.552	141.8	14:51.074								
6	1	3:23.173	50.964	1:36.650	55.559	124.1	18:14.247								
7	1	3:33.544	1:04.439	1:34.402	54.703	118.1	21:47.791								
8	1	3:19.803	1:02.959	1:30.995	45.849	126.2	25:07.594								
9	1	2:55.757	51.059	1:19.550	45.148	143.5	28:03.351								
10	1	2:58.510	52.273	1:20.250	45.987	141.2	31:01.861								
11	1	2:57.771	50.968	1:20.990	45.813	141.8	33:59.632								
123 1.Dan JACOBSEN FORD Escort MKII 70A															
1	1	3:24.784	1:07.941	1:27.618	49.225	121.0	3:24.784								
2	1	3:08.588	52.660	1:26.131	49.797	133.7	6:33.372								
124 1.Marcel VAN RIJSWICK PORSCHE 964 80B															
1	1	2:51.652	49.102	1:17.883	44.667	144.3	2:51.652								
2	1	2:51.245	48.115	1:18.523	44.607	147.2	5:42.897								
3	1	2:50.363	48.427	1:18.262	43.674	148.0	8:33.260								
4	1	2:52.094	49.646	1:18.625	43.823	146.5	11:25.354								
5	1	2:50.154	49.068	1:17.611	43.475	148.2	14:15.508								
6	1	3:08.965	48.595	1:26.194	54.176	133.4	17:24.473								
7	1	3:36.028	57.533	1:37.474	1:01.021	116.7	21:00.501								
8	1	3:22.194	1:03.245	1:34.034	44.915	124.7	24:22.695								
9	1	2:49.728	48.130	1:18.160	43.438	148.6	27:12.423								
10	1	2:48.507	47.784	1:16.980	43.743	149.6	30:00.930								
11	1	2:52.491	48.853	1:19.580	44.058	146.2	32:53.421								
126 1.Frank KLAASSEN BMW 325i 80B															
1	1	3:38.054	1:13.515	1:32.589	51.950	113.6	3:38.054								
								130 1.Ruud POELS PORSCHE 964 RS 80B							
1	1	3:02.707	57.035	1:20.180	45.492	135.6	3:02.707								
2	1	2:56.349	50.251	1:21.110	44.988	143.0	5:59.056								
3	1	2:58.860	50.343	1:22.111	46.406	141.0	8:57.916								
4	1	2:57.109	52.962	1:19.091	45.056	142.4	11:55.025								
5	1	2:57.840	51.879	1:20.281	45.680	141.8	14:52.865								
6	1	3:24.972	55.223	1:35.060	54.689	123.0	18:17.837								
7	1	3:32.475	1:04.098	1:34.565	53.812	118.7	21:50.312								
8	1	3:19.847	1:03.850	1:29.425	46.572	126.2	25:10.159								
9	1	2:55.878	49.961	1:20.441	45.476	143.4	28:06.037								
10	1	2:56.859	51.301	1:20.782	44.776	142.6	31:02.896								
11	1	2:57.906	50.229	1:21.711	45.966	141.7	34:00.802								
								147 1.Piers James MASARATI PORSCHE Turbo 80B 2.Miles Ronald MASARATI							
1	1	2:47.590	47.768	1:16.868	42.954	147.8	2:47.590								
2	1	2:44.198	46.107	1:15.356	42.735	153.6	5:31.788								
3	1	2:48.458	45.748	1:19.859	42.851	149.7	8:20.246								
4	1	2:46.503	48.615	1:14.958	42.930	151.4	11:06.749								
5	1	2:43.649	46.116	1:15.069	42.464	154.1	13:50.398								
6	1	2:58.701	46.484	1:18.563	53.654	141.1	16:49.099								
7	1	3:20.391	56.965	1:31.352	52.074	125.8	20:09.490								
8	1	3:21.540	56.334	1:30.026	58.180	123.3	23:34.030								
9	1	2:53.451	49.555	1:19.015	44.881	145.4	26:27.481								
10	1	2:50.522	48.454	1:18.335	43.733	147.9	29:18.003								
11	1	2:50.748	47.056	1:17.574	46.118	147.7	32:08.751								
								150 1.Jakob WUNDEROV DATSUN 240Z 70B							
1	1	3:23.818	1:11.146	1:23.881	48.791	121.6	3:23.818								
2	1	3:03.753	50.952	1:25.606	47.195	137.2	6:27.571								
3	1	3:02.397	51.546	1:23.461	47.390	138.2	9:29.968								
4	1	3:04.481	54.520	1:22.385	47.576	136.7	12:34.449								
5	1	3:01.095	52.096	1:23.807	45.192	139.2	15:35.544								
6	1	4:01.554	59.953	1:54.286	1:07.315	104.4	19:37.098								
7	1	3:37.178	1:03.719	1:39.552	53.907	116.1	23:14.276								
8	1	2:56.332	51.512	1:20.284	44.536	143.0	26:10.608								
9	1	2:56.311	50.613	1:19.498	46.200	143.0	29:06.919								
10	1	2:56.966	50.135	1:20.657	46.174	142.5	32:03.885								




Colmore YTCC SPA SUMMER CLASSIC Race 3

Sector Analysis

— Invalidated Lap ■ Personal Best ■ Session Best ■ Crossing the pit lane

Lap	D	Time	Sector 1	Sector 2	Sector 3	Kph	Elapsed	Lap	D	Time	Sector 1	Sector 2	Sector 3	Kph	Elapsed	
151	1. Martin WUNDEROV							DATSUN 240Z								
								70B								
	1	1	3:15.033	1:01.089	1:25.768	48.176	127.0	3:15.033	10	1	3:01.528	50.518	1:22.050	48.960	138.9	31:08.799
	2	1	3:07.704	53.850	1:24.848	49.006	134.3	6:22.737	11	1	2:59.799	51.692	1:21.589	46.518	140.2	34:08.598
	3	1	3:05.682	51.631	1:25.646	48.405	135.8	9:28.419								
	4	1	3:05.954	54.466	1:23.339	48.149	135.6	12:34.373								
	5	1	3:02.104	53.294	1:23.308	45.502	138.5	15:36.477								
	6	1	4:01.021	59.689	1:54.408	1:06.924	104.6	19:37.498								
	7	1	3:37.400	1:04.044	1:39.279	54.077	116.0	23:14.898								
	8	1	3:30.953	53.319	1:49.322	48.312	119.5	26:45.851								
	9	1	3:07.757	54.460	1:21.685	51.612	134.3	29:53.608								
10	1	3:08.404	55.041	1:23.154	50.209	133.8	33:02.012									
154	1. Philipp ZUMSTEIN							TVR Griffith								
								60B								
	1	1	3:22.072	1:04.097	1:29.351	48.624	122.6	3:22.072								
	2	1	3:05.793	51.098	1:26.194	48.501	135.7	6:27.865								
	3	1	3:04.002	50.210	1:26.506	47.286	137.0	9:31.867								
	4	1	3:05.158	53.411	1:24.744	47.003	136.2	12:37.025								
	5	1	3:06.080	51.900	1:24.947	49.233	135.5	15:43.105								
	6	1	3:58.483	59.131	1:52.151	1:07.201	105.7	19:41.588								
	7	1	3:36.886	1:05.286	1:37.398	54.202	116.3	23:18.474								
	8	1	3:04.542	51.563	1:25.768	47.211	136.6	26:23.016								
	9	1	3:01.127	49.347	1:24.979	46.801	139.2	29:24.143								
10	1	3:01.573	49.136	1:24.222	48.215	138.9	32:25.716									
176	1. Ulrich ANDERSON							FORD Escort MKII								
								70A								
	1	1	3:03.898	55.369	1:21.343	47.186	134.7	3:03.898								
	2	1	3:01.272	52.176	1:22.227	46.869	139.1	6:05.170								
	3	1	2:59.657	52.088	1:20.863	46.706	140.3	9:04.827								
	4	1	2:59.813	52.878	1:20.837	46.098	140.2	12:04.640								
	5	1	2:59.212	52.070	1:20.648	46.494	140.7	15:03.852								
	6	1	3:17.593	52.393	1:29.265	55.935	127.6	18:21.445								
	7	1	3:31.416	1:02.597	1:34.497	54.322	119.3	21:52.861								
	8	1	3:19.624	1:03.346	1:28.664	47.614	126.3	25:12.485								
	9	1	3:01.498	52.014	1:22.728	46.756	138.9	28:13.983								
10	1	3:00.465	50.891	1:22.500	47.074	139.7	31:14.448									
11	1	3:01.906	51.363	1:24.348	46.195	138.6	34:16.354									
188	1. Andre SAETHERN							OPEL Kadett B								
								70A								
	1	1	2:58.187	52.361	1:20.391	45.435	139.0	2:58.187								
	2	1	2:57.934	49.955	1:21.776	46.203	141.7	5:56.121								
	3	1	3:01.488	51.971	1:22.341	47.176	138.9	8:57.609								
	4	1	2:56.935	51.158	1:19.881	45.896	142.5	11:54.544								
	5	1	2:58.011	51.253	1:20.926	45.832	141.6	14:52.555								
	6	1	3:24.401	54.647	1:34.895	54.859	123.4	18:16.956								
	7	1	3:32.726	1:04.303	1:34.120	54.303	118.5	21:49.682								
	8	1	3:21.710	1:03.316	1:30.950	47.444	125.0	25:11.392								
	9	1	2:55.879	50.364	1:20.245	45.270	143.4	28:07.271								
190	1. Peter SCHEEFHALS							MERCEDES Benz 190E Evo 1								
								80B								
	1	1	3:23.865	1:07.722	1:26.624	49.519	121.5	3:23.865								
	2	1	3:09.734	54.970	1:25.579	49.185	132.9	6:33.599								
	3	1	3:07.037	53.730	1:24.503	48.804	134.8	9:40.636								
	4	1	3:11.501	57.772	1:24.800	48.929	131.7	12:52.137								
	5	1	3:08.697	54.724	1:24.052	49.921	133.6	16:00.834								
	6	1	3:48.467	55.998	1:43.583	1:08.886	110.4	19:49.301								
	7	1	3:34.753	1:03.153	1:36.556	55.044	117.4	23:24.054								
	8	1	3:06.950	55.180	1:23.190	48.580	134.9	26:31.004								
	9	1	3:05.102	52.971	1:22.647	49.484	136.2	29:36.106								
10	1	3:11.062	54.713	1:25.928	50.421	132.0	32:47.168									
193	1. Robbert-Jan VAN DE LEUF							RENAULT Alpine A310 V6								
								70B								
	1	1	3:36.883	1:11.797	1:32.568	52.518	114.2	3:36.883								
	2	1	3:17.118	55.246	1:31.665	50.207	127.9	6:54.001								
	3	1	3:16.573	56.317	1:30.276	49.980	128.3	10:10.574								
	4	1	3:16.580	56.716	1:30.119	49.745	128.3	13:27.154								
	5	1	3:17.833	55.307	1:30.140	52.386	127.5	16:44.987								
	6	1	3:21.832	57.236	1:33.671	50.925	124.9	20:06.819								
	7	1	3:24.029	56.642	1:30.931	56.456	123.6	23:30.848								
	8	1	3:12.992	54.497	1:28.474	50.021	130.6	26:43.840								
	9	1	3:13.682	55.207	1:29.248	49.227	130.2	29:57.522								
10	1	3:13.458	54.221	1:29.419	49.818	130.3	33:10.980									
199	1. Niklas MARTENSSON							PORSCHE 944								
								80B								
	1	1	2:52.232	49.473	1:18.230	44.529	143.8	2:52.232								
	2	1	2:51.044	47.861	1:18.460	44.723	147.4	5:43.276								
	3	1	2:50.571	48.321	1:18.069	44.181	147.8	8:33.847								
	4	1	2:51.750	49.898	1:18.036	43.816	146.8	11:25.597								
	5	1	2:50.176	49.740	1:17.120	43.316	148.2	14:15.773								
	6	1	3:09.347	49.183	1:26.111	54.053	133.2	17:25.120								
	7	1	3:35.898	57.661	1:37.483	1:00.754	116.8	21:01.018								
	8	1	3:22.173	1:03.552	1:33.615	45.006	124.7	24:23.191								
	9	1	2:50.213	49.202	1:16.814	44.197	148.1	27:13.404								
10	1	2:49.510	48.105	1:17.540	43.865	148.7	30:02.914									
11	1	2:52.781	48.828	1:19.211	44.742	145.9	32:55.695									
222	1. Tomy OLSEN							PORSCHE 911 Carrera Rs								
								70B								
	1	1	3:16.515	1:03.089	1:24.708	48.718	126.1	3:16.515								
	2	1	3:07.299	54.015	1:23.576	49.708	134.6	6:23.814								
	3	1	3:05.893	53.200	1:23.767	48.926	135.6	9:29.707								
	4	1	3:08.748	56.470	1:23.975	48.303	133.6	12:38.455								
	5	1	3:05.378	54.556	1:21.714	49.108	136.0	15:43.833								
	6	1	3:58.352	59.136	1:52.133	1:07.083	105.8	19:42.185								
	7	1	3:36.790	1:05.334	1:37.101	54.355	116.3	23:18.975								



Colmore YTCC SPA SUMMER CLASSIC Race 3

Sector Analysis

— Invalidated Lap ■ Personal Best ■ Session Best B Crossing the pit lane

Lap	D	Time	Sector 1	Sector 2	Sector 3	Kph	Elapsed	Lap	D	Time	Sector 1	Sector 2	Sector 3	Kph	Elapsed
8	1	3:05.842	53.181	1:23.835	48.826	135.7	26:24.817	7	1	3:36.944	1:03.265	1:39.224	54.455	116.2	24:36.335
9	1	3:01.056	51.801	1:21.065	48.190	139.3	29:25.873	8	1	3:20.303	58.302	1:30.022	51.979	125.9	27:56.638
10	1	3:02.155	51.902	1:23.229	47.024	138.4	32:28.028	9	1	3:25.012	56.026	1:36.526	52.460	123.0	31:21.650
								10	1	3:19.807	56.394	1:30.798	52.615	126.2	34:41.457

247 1. Ryan MONE
Porsche 944
80B

1	1	3:15.965	1:00.348	1:26.254	49.363	126.4	3:15.965
2	1	3:07.441	52.448	1:25.013	49.980	134.5	6:23.406
3	1	3:05.462	52.732	1:24.159	48.571	136.0	9:28.868
4	1	3:06.418	54.789	1:23.190	48.439	135.3	12:35.286
5	1	3:03.986	53.012	1:24.830	46.144	137.0	15:39.272
6	1	3:59.114	57.948	1:54.249	1:06.917	105.4	19:38.386
7	1	3:37.300	1:04.351	1:38.797	54.152	116.0	23:15.686
8	1	2:56.460	52.029	1:19.402	45.029	142.9	26:12.146
9	1	2:55.995	51.071	1:19.595	45.329	143.3	29:08.141
10	1	2:59.003	51.481	1:20.609	46.913	140.9	32:07.144

276 1. Samuel BENZ
TVR Tuscan
80B

1	1	2:51.399	47.435	1:19.967	43.997	144.5	2:51.399
2	1	2:49.330	47.346	1:18.798	43.186	148.9	5:40.729
3	1	2:51.304	47.573	1:19.445	44.286	147.2	8:32.033
4	1	2:51.935	49.700	1:19.130	43.105	146.6	11:23.968
5	1	2:50.380	48.531	1:18.498	43.351	148.0	14:14.348
6	1	3:09.237	47.986	1:27.382	53.869	133.2	17:23.585
7	1	3:36.194	57.150	1:38.001	1:01.043	116.6	20:59.779
8	1	3:21.432	1:03.570	1:33.692	44.170	125.2	24:21.211
9	1	2:51.655	47.575	1:18.320	45.760	146.9	27:12.866
10	1	2:49.215	47.417	1:18.364	43.434	149.0	30:02.081
11	1	2:50.846	47.605	1:18.787	44.454	147.6	32:52.927

303 1. Dirk VAN DER MEER
BMW 325i
80B

1	1	3:23.210	1:07.227	1:26.807	49.176	121.9	3:23.210
2	1	3:09.417	53.784	1:26.131	49.502	133.1	6:32.627
3	1	3:08.304	54.736	1:24.840	48.728	133.9	9:40.931
4	1	3:09.469	56.971	1:24.396	48.102	133.1	12:50.400
5	1	3:09.199	54.487	1:25.712	49.000	133.3	15:59.599
6	1	3:48.740	55.015	1:44.894	1:08.831	110.2	19:48.339
7	1	3:34.582	1:03.422	1:36.692	54.468	117.5	23:22.921
8	1	3:05.813	54.176	1:23.512	48.125	135.7	26:28.734
9	1	3:07.577	53.379	1:22.580	51.618	134.4	29:36.311
10	1	3:07.902	54.394	1:24.776	48.732	134.2	32:44.213

309 1. Ans TEN PAS
VOLKSWAGEN Corrado
80A

1	1	3:46.568	1:20.116	1:33.396	53.056	109.3	3:46.568
2	1	3:22.552	56.761	1:32.559	53.232	124.5	7:09.120
3	1	3:25.444	59.499	1:32.585	53.360	122.7	10:34.564
4	1	3:23.688	58.186	1:32.376	53.126	123.8	13:58.252
5	1	3:25.086	57.208	1:33.702	54.176	122.9	17:23.338
6	1	3:36.053	56.880	1:38.089	1:01.084	116.7	20:59.391

360 1. Marco QUAK
VOLVO 360 Tante Truus
80A

1	1	4:26.704	B	1:27.173	1:35.523	1:24.008	92.9	4:26.704
---	---	----------	---	----------	-----------------	----------	------	----------

495 1. Willem VAN DER VEEN
VOLVO 360
80A

1	1	3:51.433	1:24.639	1:31.984	54.810	107.1	3:51.433
2	1	3:32.218	1:02.993	1:34.135	55.090	118.8	7:23.651
3	1	3:36.519	1:07.055	1:33.258	56.206	116.5	11:00.170
4	1	3:35.852	1:05.328	1:34.570	55.954	116.8	14:36.022
5	1	3:37.935	1:04.302	1:37.865	55.768	115.7	18:13.957
6	1	3:33.579	1:04.220	1:34.442	54.917	118.1	21:47.536
7	1	3:33.374	1:02.731	1:34.060	56.583	118.2	25:20.910
8	1	3:31.253	1:03.213	1:33.605	54.435	119.4	28:52.163
9	1	3:34.202	1:03.680	1:35.471	55.051	117.7	32:26.365

614 1. Alain BERG
BMW 325i
80B

1	1	2:57.006	51.746	1:20.144	45.116	140.0	2:57.006
2	1	2:58.430	50.210	1:21.861	46.359	141.3	5:55.436
3	1	2:55.733	49.967	1:20.665	45.101	143.5	8:51.169
4	1	2:55.341	53.122	1:17.704	44.515	143.8	11:46.510
5	1	2:52.573	51.328	1:16.892	44.353	146.1	14:39.083
6	1	3:01.484	51.817	1:20.110	49.557	138.9	17:40.567
7	1	3:29.791	59.335	1:35.541	54.915	120.2	21:10.358
8	1	3:14.644	59.483	1:30.234	44.927	129.5	24:25.002
9	1	2:50.690	49.922	1:16.656	44.112	147.7	27:15.692
10	1	2:50.945	49.248	1:17.218	44.479	147.5	30:06.637
11	1	2:57.178	50.900	1:20.172	46.106	142.3	33:03.815

950 1. Erik DEN DEKKER
PORSCHE 955Turbo - 1986 - 300cc
80B

1	1	2:56.587	50.036	1:21.043	45.508	140.3	2:56.587
2	1	2:58.405	49.249	1:22.905	46.251	141.3	5:54.992
3	1	2:57.746	49.590	1:21.314	46.842	141.9	8:52.738
4	1	3:00.205	51.438	1:21.721	47.046	139.9	11:52.943
5	1	2:58.876	50.685	1:21.434	46.757	141.0	14:51.819
6	1	3:22.754	54.080	1:33.417	55.257	124.4	18:14.573
7	1	3:33.733	1:04.746	1:34.226	54.761	118.0	21:48.306
8	1	3:20.958	1:03.051	1:31.326	46.581	125.5	25:09.264
9	1	2:56.549	49.810	1:20.807	45.932	142.8	28:05.813
10	1	3:01.867	51.150	1:22.477	48.240	138.6	31:07.680
11	1	2:59.122	49.888	1:22.339	46.895	140.8	34:06.802