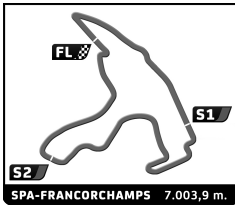


NRCC & CSCC Sports & Slicks SPA SUMMER CLASSIC Qualifying

Sector Analysis

— Invalidated Lap ■ Personal Best ■ Session Best B Crossing the pit lane

Lap	D	Time	Sector 1	Sector 2	Sector 3	Kph	Elapsed	Lap	D	Time	Sector 1	Sector 2	Sector 3	Kph	Elapsed	
2	1. Kaspar HUGGENBERG CROSSLE C9S Proto							6	1	2:42.583	46.340	1:13.889	42.354	155.1	25:11.740	
	7	1	2:46.110	46.929	1:14.815	44.366	151.8	27:57.850								
	8	1	2:45.522	48.835	1:15.025	41.662	152.3	30:43.372								
	9	1	2:44.026	46.169	1:14.729	43.128	153.7	33:27.398								
	10	1	2:46.468	46.873	1:16.343	43.252	151.5	36:13.866								
	1	1	4:48.389	2:25.421	1:33.172	49.796	85.9	4:48.389								
	2	1	2:53.466	47.354	1:19.986	46.126	145.4	7:41.855								
	3	1	4:04.628	B 52.798	1:39.973	1:31.857	103.1	11:46.483								
	4	1	8:43.366	6:40.522	1:17.556	45.288	48.2	20:29.849								
	5	1	2:49.688	47.876	1:17.181	44.631	148.6	23:19.537								
3	1. Herbert MOEGLIN BMW 320i ETCC/WTCC 90s							6	1	2:50.336	48.010	1:19.223	43.103	148.0	26:09.873	
	7	1	2:48.332	48.013	1:16.970	43.349	149.8	28:58.205								
	8	1	2:48.957	48.186	1:17.305	43.466	149.2	31:47.162								
	9	1	2:50.004	47.578	1:17.604	44.822	148.3	34:37.166								
	1	1	4:45.502	2:24.611	1:28.991	51.900	86.8	4:45.502								
	2	1	2:57.651	49.978	1:21.599	46.074	141.9	7:43.153								
	3	1	4:09.912	B 55.823	1:36.997	1:37.092	100.9	11:53.065								
	4	1	8:45.315	6:43.140	1:18.274	43.901	48.0	20:38.380								
	5	1	2:51.040	48.836	1:18.470	43.734	147.4	23:29.420								
	6	1	2:50.088	48.939	1:16.508	44.641	148.2	26:19.508								
4	1. Gwyn POLLARD CROSSLE C9S Proto							7	1	3:01.226	B 45.942	1:16.450	58.834	139.1	26:28.274	
	8	1	2:51.390	49.305	1:17.349	44.736	147.1	32:19.240								
	9	1	3:07.477	B 48.694	1:16.371	1:02.412	134.5	35:26.717								
	1	1	20:03.892	...	1:27.060	48.772	20.6	20:03.892								
	2	1	3:06.679	50.188	1:25.434	51.057	135.1	23:10.571								
	3	1	3:04.035	50.432	1:27.158	46.445	137.0	26:14.606								
	4	1	3:06.162	49.583	1:26.222	50.357	135.4	29:20.768								
	5	1	2:49.148	46.464	1:18.456	44.228	149.1	32:09.916								
	6	1	2:51.360	46.770	1:19.032	45.558	147.1	35:01.276								
	5	1. Christian MANNL BMW 320i ETCC/WTCC 90s							6	1	2:43.855	47.344	1:14.437	42.074	153.9	27:28.844
7		1	3:41.638	B 1:00.761	1:28.977	1:11.900	113.8	31:10.482								
1		1	6:42.396	4:18.691	1:31.910	51.795	61.6	6:42.396								
2		1	3:57.110	B 54.197	1:35.721	1:27.192	106.3	10:39.506								
3		1	11:07.334	8:41.718	1:33.462	52.154	37.8	21:46.840								
4		1	3:03.346	53.897	1:21.954	47.495	137.5	24:50.186								
5		1	3:04.539	53.689	1:22.175	48.675	136.6	27:54.725								
6		1	3:03.620	53.746	1:21.888	47.986	137.3	30:58.345								
7		1	3:13.650	B 52.766	1:20.991	59.893	130.2	34:11.995								
6		1. Marc HAURI BMW E30 325i Compressor Proto							7	1	3:31.153	1:00.597	1:34.938	55.618	119.4	25:23.846
	8	1	3:34.967	1:01.012	1:37.351	56.604	117.3	28:58.813								
	9	1	3:31.865	1:01.279	1:34.449	56.137	119.0	32:30.678								
	10	1	3:34.109	1:02.765	1:35.623	55.721	117.8	36:04.787								
	1	1	3:19.173	1:13.287	1:20.660	45.226	124.4	3:19.173								
	2	1	2:48.919	47.315	1:15.387	46.217	149.3	6:08.092								
	3	1	3:12.454	B 51.053	1:15.098	1:06.303	131.0	9:20.546								
	4	1	10:25.969	8:26.779	1:17.486	41.704	40.3	19:46.515								
	5	1	2:42.642	46.716	1:14.016	41.910	155.0	22:29.157								
	7	1. Peter BROUWER CROSSLE C9S 90s							1	1	4:30.703	1:53.068	1:36.010	1:01.625	91.5	4:30.703
2		1	3:30.002	59.043	1:36.287	54.672	120.1	8:00.705								
3		1	4:10.112	B 1:00.695	1:47.203	1:22.214	100.8	12:10.817								
4		1	8:32.200	6:33.538	1:17.042	41.620	49.2	20:43.017								
5		1	2:44.031	44.988	1:16.634	42.409	153.7	23:27.048								
6		1	3:01.226	B 45.942	1:16.450	58.834	139.1	26:28.274								
7		1	5:26.278	3:27.270	1:16.554	42.454	77.3	31:54.552								
8		1	2:49.392	46.510	1:16.630	46.252	148.9	34:43.944								
9		1. Glenn DUDLEY LOLA Wright Proto							1	1	4:21.846	1:51.787	1:35.063	54.996	94.6	4:21.846
		2	1	3:19.046	1:02.123	1:29.069	47.854	126.7	7:40.892							
	3	1	4:01.450	B 52.496	1:39.917	1:29.037	104.4	11:42.342								
	4	1	10:18.850	8:01.784	1:22.561	54.505	40.7	22:01.192								
	5	1	2:43.797	47.171	1:14.160	42.466	153.9	24:44.989								
	6	1	2:43.855	47.344	1:14.437	42.074	153.9	27:28.844								
	7	1	3:41.638	B 1:00.761	1:28.977	1:11.900	113.8	31:10.482								
	11	1. Steven OAKES 2. Holly BROWN CATERHAM 310R Sevens							1	1	5:54.893	2:55.664	1:53.521	1:05.708	69.8	5:54.893
		2	1	11:28.682	B 1:13.159	1:55.692	8:19.831	36.6	17:23.575							
		3	1	4:29.118	1:55.370	1:38.176	55.572	93.7	21:52.693							
4		1	3:31.153	1:00.597	1:34.938	55.618	119.4	25:23.846								
5		1	3:34.967	1:01.012	1:37.351	56.604	117.3	28:58.813								
6		1	3:31.865	1:01.279	1:34.449	56.137	119.0	32:30.678								
7		1	3:34.109	1:02.765	1:35.623	55.721	117.8	36:04.787								
12		1. Kevin JONES NOBLE M12 RSR (T) Slicks							1	1	3:34.878	1:16.628	1:31.845	46.405	115.3	3:34.878
		2	1	2:48.784	45.630	1:19.859	43.295	149.4	6:23.662							
		3	1	3:44.035	B 44.495	1:25.001	1:34.539	112.5	10:07.697							
	4	1	9:58.059	7:58.438	1:18.133	41.488	42.2	20:05.756								
	5	1	2:40.925	43.976	1:16.331	40.618	156.7	22:46.681								
	6	1	2:51.190	43.777	1:19.595	47.818	147.3	25:37.871								
	7	1	2:38.611	44.548	1:14.173	39.890	159.0	28:16.482								
	8	1	2:37.180	43.389	1:13.795	39.996	160.4	30:53.662								
	9	1	2:44.335	43.864	1:19.202	41.269	153.4	33:37.997								
	10	1	3:19.329	B 43.008	1:22.027	1:14.294	126.5	36:57.326								




NRCC & CSCC Sports & Slicks SPA SUMMER CLASSIC Qualifying

Sector Analysis

— Invalidated Lap ■ Personal Best ■ Session Best ■ Crossing the pit lane

Lap	D	Time	Sector 1	Sector 2	Sector 3	Kph	Elapsed	Lap	D	Time	Sector 1	Sector 2	Sector 3	Kph	Elapsed
18 1.Tijn JILESEN PORSCHE 964 RS 80B								4 1 9:51.215 7:41.350 1:21.966 47.899 42.6 21:13.879							
1 1 2:56.706 47.990 1:24.310 44.406 140.2 2:56.706								5 1 2:54.046 49.476 1:19.514 45.056 144.9 24:07.925							
2 1 2:42.347 47.249 1:13.130 41.968 155.3 5:39.053								6 1 2:56.170 48.558 1:19.975 47.637 143.1 27:04.095							
3 1 2:39.954 46.245 1:12.573 41.136 157.6 8:19.007								7 1 2:53.208 48.891 1:19.718 44.599 145.6 29:57.303							
4 1 4:16.577 B 1:05.501 1:50.605 1:20.471 98.3 12:35.584								8 1 2:53.232 48.770 1:19.813 44.649 145.6 32:50.535							
5 1 8:32.303 6:10.030 1:25.672 56.601 49.2 21:07.887								9 1 2:52.741 48.447 1:19.903 44.391 146.0 35:43.276							
6 1 3:04.001 46.532 1:30.281 47.188 137.0 24:11.888															
7 1 2:42.472 45.902 1:14.614 41.956 155.2 26:54.360															
8 1 2:41.273 46.585 1:12.998 41.690 156.3 29:35.633															
9 1 2:42.041 45.995 1:13.894 42.152 155.6 32:17.674															
10 1 2:49.820 48.619 1:17.064 44.137 148.5 35:07.494															
19 1.Dylan POPOVIC GINETTA G50 Slicks								33 1.Mark HOBBS CROSSLE C9S Proto							
1 1 5:53.685 3:20.162 1:36.374 57.149 70.0 5:53.685								1 1 11:02.989 B 7:47.571 1:49.695 1:25.723 37.4 11:02.989							
2 1 3:24.919 B 50.732 1:24.014 1:10.173 123.0 9:18.604								2 1 9:25.276 7:09.241 1:26.017 50.018 44.6 20:28.265							
3 1 11:18.092 9:09.526 1:24.023 44.543 37.2 20:36.696								3 1 3:09.651 53.096 1:28.633 47.922 133.0 23:37.916							
4 1 2:48.002 45.658 1:19.603 42.741 150.1 23:24.698								4 1 3:36.198 B 51.769 1:35.221 1:09.208 116.6 27:14.114							
5 1 2:51.834 44.795 1:19.342 47.697 146.7 26:16.532								5 1 5:28.797 B 3:00.491 1:27.607 1:00.699 76.7 32:42.911							
6 1 3:03.102 46.821 1:25.213 51.068 137.7 29:19.634															
7 1 2:43.956 45.418 1:16.589 41.949 153.8 32:03.590															
8 1 2:40.272 44.332 1:14.877 41.063 157.3 34:43.862															
21 1.Andrew CHRISTOPHER FERRARI 430 Challenge Slicks								34 1.Peter STOX PORSCHE 911GT3 RS 90s							
1 1 3:51.844 1:30.464 1:32.426 48.954 106.9 3:51.844								1 1 3:40.474 1:23.042 1:29.896 47.536 112.4 3:40.474							
2 1 3:05.130 B 49.901 1:19.858 55.371 136.2 6:56.974								2 1 2:50.658 50.215 1:17.478 42.965 147.7 6:31.132							
3 1 13:20.077 ... 1:16.243 42.247 31.5 20:17.051								3 1 3:49.449 B 47.270 1:21.518 1:40.661 109.9 10:20.581							
4 1 2:40.451 45.702 1:13.490 41.259 157.1 22:57.502								4 1 9:55.060 7:57.028 1:15.957 42.075 42.4 20:15.641							
5 1 2:39.288 44.846 1:13.613 40.829 158.3 25:36.790								5 1 2:41.413 46.571 1:13.600 41.242 156.2 22:57.054							
6 1 2:37.740 44.576 1:13.584 39.580 159.8 28:14.530								6 1 2:42.789 46.555 1:14.566 41.668 154.9 25:39.843							
7 1 2:36.779 44.644 1:12.538 39.597 160.8 30:51.309								7 1 2:40.998 46.309 1:13.454 41.235 156.6 28:20.841							
8 1 3:27.598 B 44.052 1:37.830 1:05.716 121.5 34:18.907								8 1 3:07.052 B 49.395 1:19.807 57.850 134.8 31:27.893							
22 1.Marcus BICKNELL FORD Ascar Taurus V8 Proto								37 1.Jeremy ADAMS CATERHAM 420R Sevens							
1 1 5:11.222 B 1:59.452 1:51.841 1:19.929 79.6 5:11.222								1 1 2:49.798 50.832 1:16.371 42.595 145.9 2:49.798							
2 1 16:13.490 ... 1:28.266 48.657 25.9 21:24.712								2 1 2:45.022 48.254 1:13.476 43.292 152.8 5:34.820							
3 1 3:00.168 50.567 1:22.969 46.632 139.9 24:24.880								3 1 2:43.913 48.283 1:12.918 42.712 153.8 8:18.733							
4 1 2:58.130 48.751 1:20.709 48.670 141.5 27:23.010								4 1 4:28.355 B 1:09.632 1:50.370 1:28.353 94.0 12:47.088							
5 1 2:55.198 49.097 1:20.753 45.348 143.9 30:18.208								5 1 7:57.387 6:00.030 1:15.200 42.157 52.8 20:44.475							
6 1 2:54.334 48.100 1:21.057 45.177 144.6 33:12.542								6 1 2:44.013 47.897 1:13.476 42.640 153.7 23:28.488							
7 1 2:54.748 48.246 1:21.645 44.857 144.3 36:07.290								7 1 2:46.392 48.126 1:13.914 44.352 151.5 26:14.880							
								8 1 2:44.838 48.461 1:13.298 43.079 153.0 28:59.718							
								9 1 2:43.639 47.870 1:13.792 41.977 154.1 31:43.357							
								10 1 3:01.660 B 48.389 1:13.857 59.414 138.8 34:45.017							
29 1.Andy ROBEY BMW 1 Series Open								38 1.John DICKSON LOTUS Evora GT4 Slicks							
1 1 4:28.977 2:10.334 1:30.065 48.578 92.1 4:28.977								1 1 4:40.313 2:24.195 1:28.820 47.298 88.4 4:40.313							
2 1 2:56.638 50.228 1:20.790 45.620 142.7 7:25.615								2 1 2:47.727 47.649 1:17.017 43.061 150.3 7:28.040							
3 1 3:57.049 B 49.407 1:34.195 1:33.447 106.4 11:22.664								3 1 3:59.004 B 47.553 1:34.313 1:37.138 105.5 11:27.044							
								4 1 10:44.687 8:31.977 1:24.107 48.603 39.1 22:11.731							
								5 1 2:45.396 46.787 1:15.635 42.974 152.4 24:57.127							
								6 1 2:45.754 46.905 1:16.186 42.663 152.1 27:42.881							
								7 1 2:43.989 46.613 1:15.552 41.824 153.8 30:26.870							
								8 1 3:34.379 B 50.426 1:30.782 1:13.171 117.6 34:01.249							

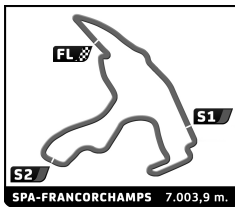


NRCC & CSCC Sports & Slicks SPA SUMMER CLASSIC Qualifying

Sector Analysis

— Invalidated Lap ■ Personal Best ■ Session Best B Crossing the pit lane

Lap D	Time	Sector 1	Sector 2	Sector 3	Kph	Elapsed	Lap D	Time	Sector 1	Sector 2	Sector 3	Kph	Elapsed			
39	1. Rene JENSEN						BMW 5401 90s	5	1	3:19.738	57.765	1:30.859	51.114	126.2	25:04.473	
	2	1	3:08.841	54.233	1:24.482	50.126	133.5	6	1	3:14.408	53.676	1:31.106	49.626	129.7	28:18.881	
	3	1	3:55.883	B	52.681	1:35.147	1:28.055	106.9	7	1	3:12.436	53.357	1:29.539	49.540	131.0	31:31.317
	4	1	11:03.517	8:44.711	1:27.257	51.549	38.0	8	1	3:11.568	53.593	1:29.299	48.676	131.6	34:42.885	
	5	1	3:04.154	53.356	1:23.113	47.685	136.9									
	6	1	3:14.594	B	52.100	1:22.417	1:00.077									
	7	1	4:30.226	2:18.402	1:23.069	48.755	93.3									
	8	1	3:00.779	52.923	1:21.178	46.678	139.5									
	8	1	3:07.779	52.923	1:21.178	46.678	139.5									
51	1. David HARVEY						LOTUS 340R (S/C) Slicks	1	1	5:38.198	3:19.215	1:31.075	47.908	73.3	5:38.198	
	54	1. Leonard BATENBURG						BMW M3 E30 80B	1	1	4:19.641	2:08.321	1:23.609	47.711	95.4	4:19.641
2		1	2:47.803	49.242	1:15.738	42.823	150.3	2	1	2:47.803	49.242	1:15.738	42.823	150.3	7:07.444	
3		1	4:01.323	B	48.150	1:44.411	1:28.762	104.5	3	1	4:01.323	B	48.150	1:44.411	1:28.762	11:08.767
4		1	9:02.409	7:03.496	1:15.523	43.390	46.5	4	1	9:02.409	7:03.496	1:15.523	43.390	46.5	20:11.176	
5		1	2:45.731	47.973	1:14.911	42.847	152.1	5	1	2:45.731	47.973	1:14.911	42.847	152.1	22:56.907	
6		1	2:47.046	48.284	1:14.560	44.202	150.9	6	1	2:47.046	48.284	1:14.560	44.202	150.9	25:43.953	
7		1	2:46.395	47.464	1:15.427	43.504	151.5	7	1	2:46.395	47.464	1:15.427	43.504	151.5	28:30.348	
8		1	2:46.546	47.876	1:15.305	43.365	151.4	8	1	2:46.546	47.876	1:15.305	43.365	151.4	31:16.894	
9		1	2:45.773	48.278	1:15.057	42.438	152.1	9	1	2:45.773	48.278	1:15.057	42.438	152.1	34:02.667	
9		1	2:45.773	48.278	1:15.057	42.438	152.1									
60	1. Douglas WATSON						FERRARI 458 Challenge Slicks	1	1	3:41.464	1:23.956	1:29.783	47.725	111.9	3:41.464	
	2	1	2:49.003	48.799	1:17.274	42.930	149.2	2	1	2:49.003	48.799	1:17.274	42.930	149.2	6:30.467	
	3	1	3:40.430	B	46.605	1:20.054	1:33.771	114.4	3	1	3:40.430	B	46.605	1:20.054	1:33.771	10:10.897
	4	1	9:56.626	7:54.507	1:18.319	43.800	42.3	4	1	9:56.626	7:54.507	1:18.319	43.800	42.3	20:07.523	
	5	1	2:47.117	47.533	1:16.802	42.782	150.9	5	1	2:47.117	47.533	1:16.802	42.782	150.9	22:54.640	
	6	1	2:47.182	46.391	1:18.003	42.788	150.8	6	1	2:47.182	46.391	1:18.003	42.788	150.8	25:41.822	
	7	1	2:46.983	48.372	1:15.835	42.776	151.0	7	1	2:46.983	48.372	1:15.835	42.776	151.0	28:28.805	
	8	1	2:48.769	49.281	1:17.553	41.935	149.4	8	1	2:48.769	49.281	1:17.553	41.935	149.4	31:17.574	
	9	1	3:17.920	B	51.508	1:24.479	1:01.933	127.4	9	1	3:17.920	B	51.508	1:24.479	1:01.933	34:35.494
	9	1	3:17.920	B	51.508	1:24.479	1:01.933	127.4								
67	1. Gavin CRAWFORD						CATERHAM 7 Supersport Sevens	1	1	4:28.337	2:16.103	1:23.245	48.989	92.3	4:28.337	
	2	1	2:59.802	53.107	1:19.922	46.773	140.2	2	1	2:59.802	53.107	1:19.922	46.773	140.2	7:28.139	
	3	1	4:06.179	B	52.728	1:36.030	1:37.421	102.4	3	1	4:06.179	B	52.728	1:36.030	1:37.421	11:34.318
	4	1	9:44.011	7:32.150	1:23.908	47.953	43.2	4	1	9:44.011	7:32.150	1:23.908	47.953	43.2	21:18.329	
	5	1	2:58.891	52.693	1:19.784	46.414	140.9	5	1	2:58.891	52.693	1:19.784	46.414	140.9	24:17.220	
	6	1	3:10.657	52.698	1:22.713	55.246	132.2	6	1	3:10.657	52.698	1:22.713	55.246	132.2	27:27.877	
	7	1	2:58.854	52.508	1:19.746	46.600	141.0	7	1	2:58.854	52.508	1:19.746	46.600	141.0	30:26.731	
	8	1	3:00.342	52.576	1:20.519	47.247	139.8	8	1	3:00.342	52.576	1:20.519	47.247	139.8	33:27.073	
	9	1	2:58.828	52.453	1:19.436	46.939	141.0	9	1	2:58.828	52.453	1:19.436	46.939	141.0	36:25.901	
	9	1	2:58.828	52.453	1:19.436	46.939	141.0									
46	1. Stephen NUTTALL						CATERHAM Supersport Sevens	1	1	3:08.651	1:08.290	1:18.837	41.524	131.3	3:08.651	
	2	1	2:39.022	43.727	1:13.378	41.917	158.6	2	1	2:39.022	43.727	1:13.378	41.917	158.6	5:47.673	
	3	1	2:32.511	42.707	1:10.660	39.144	165.3	3	1	2:32.511	42.707	1:10.660	39.144	165.3	8:20.184	
	4	1	11:24.569	B	9:23.565	1:19.596	41.408	36.8	4	1	11:24.569	B	9:23.565	1:19.596	41.408	19:44.753
	5	1	2:31.694	42.305	1:10.235	39.154	166.2	5	1	2:31.694	42.305	1:10.235	39.154	166.2	22:16.447	
	6	1	3:26.578	B	50.752	1:26.488	1:09.338	122.1	6	1	3:26.578	B	50.752	1:26.488	1:09.338	25:43.025
	6	1	3:26.578	B	50.752	1:26.488	1:09.338	122.1								
48	1. Matthew SNOWBALL						PLYMOUTH Cuda Slicks	1	1	3:58.874	1:25.021	1:37.474	56.379	103.7	3:58.874	
	2	1	3:23.090	57.947	1:31.910	53.233	124.2	2	1	3:23.090	57.947	1:31.910	53.233	124.2	7:21.964	
	3	1	4:09.159	B	56.290	1:37.750	1:35.119	101.2	3	1	4:09.159	B	56.290	1:37.750	1:35.119	11:31.123
	4	1	10:13.612	7:49.276	1:32.830	51.506	41.1	4	1	10:13.612	7:49.276	1:32.830	51.506	41.1	21:44.735	
	4	1	10:13.612	7:49.276	1:32.830	51.506	41.1									
70	1. Martyn DOLAN						CATERHAM 7 Sevens	1	1	4:36.877	2:16.851	1:29.409	50.617	89.5	4:36.877	
	2	1	3:08.358	55.078	1:25.566	47.714	133.9	2	1	3:08.358	55.078	1:25.566	47.714	133.9	7:45.235	
	3	1	4:11.609	B	58.420	1:33.881	1:39.308	100.2	3	1	4:11.609	B	58.420	1:33.881	1:39.308	11:56.844
	4	1	8:58.949	6:45.241	1:25.608	48.100	46.8	4	1	8:58.949	6:45.241	1:25.608	48.100	46.8	20:55.793	
	4	1	8:58.949	6:45.241	1:25.608	48.100	46.8									




NRCC & CSCC Sports & Slicks SPA SUMMER CLASSIC Qualifying

Sector Analysis

— Invalidated Lap ■ Personal Best ■ Session Best B Crossing the pit lane

Lap	D	Time	Sector 1	Sector 2	Sector 3	Kph	Elapsed	Lap	D	Time	Sector 1	Sector 2	Sector 3	Kph	Elapsed
73 1. Matthew SANDERS 2. Jack LAYTON BMW M3 E46 Slicks															
1	1	4:01.005	1:30.077	1:39.135	51.793	102.8	4:01.005								
2	1	3:46.864	52.794	1:27.331	1:26.739	111.1	7:47.869								
3	1	4:36.740	B 1:00.443	1:56.853	1:39.444	91.1	12:24.609								
4	1	8:01.048	5:57.657	1:18.607	44.784	52.4	20:25.657								
5	1	2:41.609	46.217	1:12.515	42.877	156.0	23:07.266								
6	1	2:41.317	45.545	1:14.665	41.107	156.3	25:48.583								
7	1	2:41.808	46.434	1:13.319	42.055	155.8	28:30.391								
8	1	2:38.563	45.719	1:12.140	40.704	159.0	31:08.954								
9	1	2:40.482	45.456	1:13.090	41.936	157.1	33:49.436								
74 1. Dominic MALONE BMW M3 E90 WTCC Slicks															
1	1	3:40.976	1:26.677	1:27.482	46.817	112.1	3:40.976								
2	1	2:49.128	48.842	1:17.119	43.167	149.1	6:30.104								
3	1	3:46.953	B 47.959	1:20.877	1:38.117	111.1	10:17.057								
4	1	9:41.745	7:44.541	1:14.692	42.512	43.3	19:58.802								
5	1	2:40.606	46.224	1:12.955	41.427	157.0	22:39.408								
6	1	2:39.843	45.984	1:12.749	41.110	157.7	25:19.251								
7	1	2:41.642	45.953	1:13.211	42.478	156.0	28:00.893								
8	1	2:41.051	45.789	1:13.742	41.520	156.6	30:41.944								
9	1	3:01.972	B 45.965	1:15.811	1:00.196	138.6	33:43.916								
77 1. Robert SINGLETON CATERHAM C400 Sevens															
1	1	2:45.606	47.213	1:17.021	41.372	149.6	2:45.606								
2	1	2:38.692	44.016			158.9	5:24.298								
3	1	2:36.715	41.715	1:11.582	43.418	160.9	8:01.013								
4	1	4:06.190	B 56.735	1:49.866	1:19.589	102.4	12:07.203								
5	1	8:17.481	6:19.507	1:14.406	43.568	50.7	20:24.684								
6	1	2:41.308	44.580			156.3	23:05.992								
7	1	2:36.237	43.685			161.4	25:42.229								
8	1	3:15.694	B 128.8				28:57.923								
99 1. Peter FRENCH CATERHAM Superlight R400 Sevens															
1	1	3:29.563	1:10.012	1:28.259	51.292	118.2	3:29.563								
2	1	3:09.694	52.311	1:27.482	49.901	132.9	6:39.257								
3	1	3:54.912	B 51.277	1:36.444	1:27.191	107.3	10:34.169								
4	1	10:42.646	8:31.683	1:23.264	47.699	39.2	21:16.815								
5	1	3:00.728	49.810	1:23.307	47.611	139.5	24:17.543								
6	1	3:05.694	51.249	1:23.247	51.198	135.8	27:23.237								
7	1	3:01.124	51.505	1:22.658	46.961	139.2	30:24.361								
8	1	3:05.519	50.818	1:26.064	48.637	135.9	33:29.880								
9	1	4:50.658	B 51.509	1:23.056	2:36.093	86.7	38:20.538								
104 1. Morgan SHORT 2. Martin SHORT MOSLER MT900R Slicks															
1	1	3:07.607	1:07.324	1:18.949	41.334	132.1	3:07.607								
2	1	2:39.283	43.397	1:13.421	42.465	158.3	5:46.890								
3	1	2:32.540	42.318	1:11.166	39.056	165.3	8:19.430								
4	1	4:30.580	B 1:10.881	1:49.909	1:29.790	93.2	12:50.010								
5	1	7:54.276	B 5:43.715	1:16.894	53.667	53.2	20:44.286								
6	1	7:14.119	5:15.557	1:16.782	41.780	58.1	27:58.405								
7	1	2:34.074	43.254	1:11.059	39.761	163.6	30:32.479								
8	1	2:35.389	43.515	1:12.033	39.841	162.3	33:07.868								
9	1	2:30.862	41.678	1:09.515	39.669	167.1	35:38.730								
110 1. John COCKERTON PORSCHE 997 GT3 Slicks															
1	1	3:52.513	1:33.898	1:32.687	45.928	106.6	3:52.513								
2	1	2:55.503	49.836	1:19.775	45.892	143.7	6:48.016								
3	1	9:00.005	B 7:15.531	56.576	46.7	15:48.021									
4	1	5:22.120	3:17.344	1:20.332	44.444	78.3	21:10.141								
5	1	2:59.985	B 48.038	1:20.642	51.305	140.1	24:10.126								
6	1	3:42.267	1:35.307	1:19.303	47.657	113.4	27:52.393								
7	1	3:04.591	B 50.647	1:20.742	53.202	136.6	30:56.984								
119 1. Darren ANDERSON BMW E46 Compact Open															
1	1	5:21.551	2:59.807	1:31.846	49.898	77.0	5:21.551								
2	1	3:38.450	B 55.039	1:25.658	1:17.753	115.4	9:00.001								
3	1	11:54.776	9:40.722	1:26.068	47.986	35.3	20:54.777								

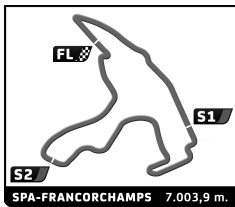


NRCC & CSCC Sports & Slicks SPA SUMMER CLASSIC Qualifying

Sector Analysis

— Invalidated Lap ■ Personal Best ■ Session Best B Crossing the pit lane

Lap	D	Time	Sector 1	Sector 2	Sector 3	Kph	Elapsed	Lap	D	Time	Sector 1	Sector 2	Sector 3	Kph	Elapsed
122 1.Ed VAN HEUSDEN PORSCHE 944 80B															
1	1	4:25.976	2:08.478	1:28.548	48.950	93.1	4:25.976	1	1	4:48.682	2:11.516	1:40.356	56.810	85.8	4:48.682
2	1	2:52.236	49.106	1:19.265	43.865	146.4	7:18.212	2	1	3:12.972	56.829	1:25.457	50.686	130.7	8:01.654
3	1	3:54.592	B 48.019	1:35.304	1:31.269	107.5	11:12.804	3	1	4:32.233	B 1:19.065	1:53.811	1:19.357	92.6	12:33.887
4	1	9:05.147	7:01.206	1:20.507	43.434	46.3	20:17.951	4	1	8:51.040	B 6:11.215	1:28.334	1:11.491	47.5	21:24.927
5	1	2:47.558	47.168	1:16.030	44.360	150.5	23:05.509								
136 1.Oliver SMITH BMW M3 E36 Evo Open															
1	1	4:14.348	2:02.196	1:27.525	44.627	97.4	4:14.348								
2	1	2:47.954	47.595	1:17.800	42.559	150.1	7:02.302								
3	1	3:56.618	B 49.487	1:36.521	1:30.610	106.6	10:58.920								
4	1	9:52.664	7:50.250	1:18.869	43.545	42.5	20:51.584								
5	1	2:46.664	47.729	1:16.077	42.858	151.3	23:38.248								
6	1	2:46.719	47.618	1:16.721	42.380	151.2	26:24.967								
7	1	2:51.429	47.638	1:16.988	46.803	147.1	29:16.396								
8	1	2:46.779	47.432	1:16.426	42.921	151.2	32:03.175								
9	1	2:46.606	47.876	1:16.109	42.621	151.3	34:49.781								
139 1.Christian NOWAK CN- Cobra Proto															
1	1	4:23.438	2:14.235	1:23.985	45.218	94.0	4:23.438								
2	1	2:42.224	44.831	1:14.835	42.558	155.4	7:05.662								
3	1	3:40.603	B 43.109	1:31.473	1:26.021	114.3	10:46.265								
4	1	9:26.685	7:27.588	1:15.764	43.333	44.5	20:12.950								
5	1	2:38.711	43.484	1:14.344	40.883	158.9	22:51.661								
6	1	2:38.439	43.294	1:14.008	41.137	159.1	25:30.100								
7	1	2:38.482	43.538	1:13.906	41.038	159.1	28:08.582								
8	1	2:38.449	43.008	1:12.830	42.611	159.1	30:47.031								
9	1	2:40.637	44.029	1:14.510	42.098	157.0	33:27.668								
10	1	2:51.024	B 43.651	1:14.062	53.311	147.4	36:18.692								
148 1.Bas JANSEN BMW M3 E30 80B															
1	1	4:38.732	2:18.261	1:32.360	48.111	88.9	4:38.732								
2	1	2:53.926	50.974	1:18.286	44.666	145.0	7:32.658								
3	1	4:05.441	B 49.189	1:35.641	1:40.611	102.7	11:38.099								
4	1	8:59.497	6:50.445	1:23.985	45.067	46.7	20:37.596								
5	1	2:50.353	48.353	1:17.250	44.750	148.0	23:27.949								
6	1	2:51.191	49.237	1:17.338	44.616	147.3	26:19.140								
7	1	3:06.699	48.898	1:24.407	53.394	135.1	29:25.839								
8	1	2:51.022	49.664	1:17.621	43.737	147.4	32:16.861								
9	1	3:12.584	B 50.605	1:19.189	1:02.790	130.9	35:29.445								
161 1.Harrie WILLEMS PORSCHE 944 80B															
1	1	4:48.682	2:11.516	1:40.356	56.810	85.8	4:48.682								
2	1	3:12.972	56.829	1:25.457	50.686	130.7	8:01.654								
3	1	4:32.233	B 1:19.065	1:53.811	1:19.357	92.6	12:33.887								
4	1	8:51.040	B 6:11.215	1:28.334	1:11.491	47.5	21:24.927								
172 1.Robert COOPER CATERHAM Supersport Sevens															
1	1	3:27.976	1:14.212	1:24.275	49.489	119.1	3:27.976								
2	1	2:59.583	53.492	1:19.559	46.532	140.4	6:27.559								
3	1	3:55.422	B 52.914	1:20.868	1:41.640	107.1	10:22.981								
4	1	9:51.468	7:47.681	1:16.676	47.111	42.6	20:14.449								
5	1	2:55.331	52.564	1:16.631	46.136	143.8	23:09.780								
6	1	3:03.172	52.891	1:23.016	47.265	137.7	26:12.952								
7	1	2:57.308	52.352	1:17.579	47.377	142.2	29:10.260								
8	1	2:57.197	52.574	1:18.152	46.471	142.3	32:07.457								
9	1	2:54.523	52.231	1:16.267	46.025	144.5	35:01.980								
177 1.Tom LENTHALL JAGUAR XJS Open															
1	1	5:09.378	2:52.190	1:28.045	49.143	80.1	5:09.378								
2	1	3:05.244	52.598	1:25.300	47.346	136.1	8:14.622								
3	1	4:28.225	B 1:12.883	1:49.627	1:25.715	94.0	12:42.847								
4	1	8:48.045	6:32.851	1:26.833	48.361	47.7	21:30.892								
5	1	3:03.962	51.751	1:24.811	47.400	137.1	24:34.854								
6	1	3:03.334	51.815	1:24.246	47.273	137.5	27:38.188								
7	1	3:03.395	51.845	1:24.332	47.218	137.5	30:41.583								
8	1	3:05.181	51.595	1:24.463	49.123	136.2	33:46.764								
186 1.Marshall GROVES VAUXHALL Vectra Challenge Slicks															
1	1	4:18.778	1:58.011	1:32.302	48.465	95.7	4:18.778								
2	1	3:03.848	53.159	1:23.029	47.660	137.1	7:22.626								
3	1	3:57.189	B 50.625	1:34.463	1:32.101	106.3	11:19.815								
4	1	9:07.581	6:59.013	1:21.769	46.799	46.0	20:27.396								
5	1	2:56.612	50.052	1:21.489	45.071	142.8	23:24.008								
6	1	2:54.380	49.317	1:20.166	44.897	144.6	26:18.388								
7	1	3:21.532	B 48.995	1:19.970	1:12.567	125.1	29:39.920								
241 1.William REDMAN CATERHAM 420R Sevens 2.Charles REDMAN															
1	1	3:00.401	51.131	1:22.914	46.356	137.3	3:00.401								
2	1	2:58.000	51.859	1:20.183	45.958	141.7	5:58.401								
3	1	3:13.574	B 50.450	1:18.607	1:04.517	130.3	9:11.975								
4	1	10:54.667	8:52.740	1:16.938	44.989	38.5	20:06.642								
5	1	2:50.771	50.207	1:16.563	44.001	147.6	22:57.413								
6	1	2:49.591	49.723	1:15.980	43.888	148.7	25:47.004								
7	1	2:55.890	49.759	1:17.976	48.155	143.4	28:42.894								
8	1	2:48.652	49.417	1:15.491	43.744	149.5	31:31.546								




NRCC & CSCC Sports & Slicks SPA SUMMER CLASSIC Qualifying

Sector Analysis

— Invalidated Lap ■ Personal Best ■ Session Best ■ Crossing the pit lane

Lap	D	Time	Sector 1	Sector 2	Sector 3	Kph	Elapsed	Lap	D	Time	Sector 1	Sector 2	Sector 3	Kph	Elapsed	
9	1	2:50.818	49.365	1:16.184	45.269	147.6	34:22.364									
<div style="border: 1px solid black; padding: 5px; display: inline-block; font-weight: bold; font-size: 1.2em;">262</div>		1.Hemmo VRIEND		BMW Z3		90s										
		1	1	10:13.873	3:37.027	1:37.821	4:59.025	40.4	10:13.873							
		2	1	11:13.819	8:58.884	1:26.509	48.426	37.4	21:27.692							
		3	1	3:03.055	52.991	1:23.050	47.014	137.7	24:30.747							
		4	1	3:02.239	52.569	1:21.451	48.219	138.4	27:32.986							
		5	1	3:01.957	52.695	1:22.346	46.916	138.6	30:34.943							
		6	1	3:02.555	51.497	1:23.382	47.676	138.1	33:37.498							
		7	1	2:59.896	51.418	1:20.902	47.576	140.2	36:37.394							
<div style="border: 1px solid black; padding: 5px; display: inline-block; font-weight: bold; font-size: 1.2em;">360</div>		1.Jeroen VELDHUIS		FERRARI 360 Challenge		90s										
		1	1	20:58.487				19.7	20:58.487							
		2	1	2:49.342				148.9	23:47.829							
		3	1	5:46.860				72.7	29:34.689							
		4	1	2:51.384				147.1	32:26.073							
		5	1	2:48.935				149.3	35:15.008							
<div style="border: 1px solid black; padding: 5px; display: inline-block; font-weight: bold; font-size: 1.2em;">371</div>		1.Ko KOPPEJAN		MERCEDES 190 2.3 16V Evo		80B										
		1	1	4:01.942	1:40.591	1:30.111	51.240	102.4	4:01.942							
		2	1	2:58.939	52.840	1:22.361	43.738	140.9	7:00.881							
		3	1	3:53.287 B	49.245	1:37.576	1:26.466	108.1	10:54.168							
		4	1	10:59.705	8:50.057	1:24.284	45.364	38.2	21:53.873							
		5	1	17:37.105 B	48.621	3:09.241	...	23.9	39:30.978							
<div style="border: 1px solid black; padding: 5px; display: inline-block; font-weight: bold; font-size: 1.2em;">386</div>		1.Daniel PETERS		PORSCHE 911 997 GT3 Cup		Slicks										
		1	1	4:24.376	2:14.784	1:23.703	45.889	93.7	4:24.376							
		2	1	2:41.746	45.570	1:13.356	42.820	155.9	7:06.122							
		3	1	3:41.918 B	44.807	1:31.796	1:25.315	113.6	10:48.040							
		4	1	10:57.019	9:00.153	1:13.598	43.268	38.4	21:45.059							
		5	1	2:38.304	44.691	1:12.872	40.741	159.3	24:23.363							
		6	1	2:38.146	44.342	1:11.836	41.968	159.4	27:01.509							
		7	1	2:37.294	44.458	1:12.118	40.718	160.3	29:38.803							
8	1	3:09.884 B	51.041	1:19.919	58.924	132.8	32:48.687									
<div style="border: 1px solid black; padding: 5px; display: inline-block; font-weight: bold; font-size: 1.2em;">391</div>		1.Nigel MUSTILL		VOLVO S80		Slicks										
		1	1	3:54.729	1:33.189	1:32.986	48.554	105.5	3:54.729							
		2	1	2:54.067	48.070	1:20.380	45.617	144.9	6:48.796							
		3	1	3:46.728 B	48.336	1:31.401	1:26.991	111.2	10:35.524							
		4	1	9:56.381	7:53.219	1:19.396	43.766	42.3	20:31.905							
		5	1	2:46.688	46.489	1:17.833	42.366	151.3	23:18.593							
		6	1	2:49.916	45.387	1:20.800	43.729	148.4	26:08.509							
		7	1	2:46.505	45.389	1:17.019	44.097	151.4	28:55.014							
		8	1	2:42.938	45.629	1:15.619	41.690	154.7	31:37.952							
		9	1	2:43.106	45.449	1:15.105	42.552	154.6	34:21.058							
<div style="border: 1px solid black; padding: 5px; display: inline-block; font-weight: bold; font-size: 1.2em;">666</div>		1.Rob FENN		LOTUS Motorsport Elise		Slicks										
		2	1	10:13.511 B	46.577	1:12.123	8:14.811	41.1	13:00.744							
		3	1	8:11.066	6:05.928	1:20.398	44.740	51.3	21:11.810							
		4	1	2:44.244	48.086	1:13.849	42.309	153.5	23:56.054							
		5	1	2:43.036	47.663	1:12.977	42.396	154.7	26:39.090							
		6	1	2:46.727	48.050	1:13.732	44.945	151.2	29:25.817							
		7	1	2:53.540 B	47.675	1:13.687	52.178	145.3	32:19.357							
<div style="border: 1px solid black; padding: 5px; display: inline-block; font-weight: bold; font-size: 1.2em;">721</div>		1.John SAUNDERS		PORSCHE 911 966 Supercup GT3		Slicks										
		2	1	4:01.351	1:39.482	1:30.314	51.555	102.7	4:01.351							
		3	1	3:04.083	53.061	1:25.947	45.075	137.0	7:05.434							
		4	1	4:00.457 B	49.230	1:43.968	1:27.259	104.9	11:05.891							
		5	1	10:08.094	8:04.839	1:19.331	43.924	41.5	21:13.985							
		6	1	2:47.644	47.674	1:17.068	42.902	150.4	24:01.629							
		7	1	2:56.252	46.846	1:14.968	54.438	143.1	26:57.881							
		8	1	2:43.829	47.048	1:14.750	42.031	153.9	29:41.710							
9	1	2:44.705	46.346	1:14.880	43.479	153.1	32:26.415									
10	1	2:47.368	47.638	1:14.796	44.934	150.7	35:13.783									
<div style="border: 1px solid black; padding: 5px; display: inline-block; font-weight: bold; font-size: 1.2em;">771</div>		1.Perry WADDAMS		TVR Sagaris GTF		Slicks										
		1	1	4:43.092	2:15.685	1:36.956	50.451	87.5	4:43.092							
		2	1	3:09.601	51.107	1:30.018	48.476	133.0	7:52.693							
		3	1	4:10.947 B	58.087	1:55.402	1:17.458	100.5	12:03.640							
		4	1	8:52.412	6:40.555	1:26.158	45.699	47.4	20:56.052							
		5	1	2:49.746	47.026	1:19.686	43.034	148.5	23:45.798							
		6	1	2:52.481	47.245	1:21.109	44.127	146.2	26:38.279							
		7	1	3:05.228 B	46.279	1:18.338	1:00.611	136.1	29:43.507							
<div style="border: 1px solid black; padding: 5px; display: inline-block; font-weight: bold; font-size: 1.2em;">861</div>		1.Kevin BIRD		BMW M3 E92 GT4		Slicks										
		2	1	3:04.075	52.036	1:25.202	46.837	134.6	3:04.075							
		3	1	2:50.118	48.099	1:17.513	44.506	148.2	5:54.193							
		4	1	3:08.655 B	47.869	1:16.470	1:04.316	133.7	9:02.848							
		5	1	13:18.934	...	1:30.886	47.563	31.6	22:21.782							
		6	1	2:44.001	46.679	1:15.214	42.108	153.7	25:05.783							
		7	1	2:46.064	47.514	1:14.963	43.587	151.8	27:51.847							
		8	1	2:45.644	46.561	1:16.738	42.345	152.2	30:37.491							
		9	1	2:53.138	48.158	1:21.965	43.015	145.6	33:30.629							
		10	1	2:47.400	46.693	1:14.660	46.047	150.6	36:18.029							
<div style="border: 1px solid black; padding: 5px; display: inline-block; font-weight: bold; font-size: 1.2em;">911</div>		1.Raphaël		PORSCHE 996 GT3 Cup		90s										
		2	1	20:12.501	...	1:22.921	45.946	20.4	20:12.501							
		3	1	2:56.801	48.594	1:19.865	48.342	142.6	23:09.302							
		4	1	2:47.863	48.063	1:17.051	42.749	150.2	25:57.165							
		5	1	2:50.899	47.327	1:17.451	46.121	147.5	28:48.064							



NRCC & CSCC Sports & Slicks SPA SUMMER CLASSIC Qualifying

Sector Analysis

— Invalidated Lap
 ■ Personal Best
 ■ Session Best
 B Crossing the pit lane

Lap	D	Time	Sector 1	Sector 2	Sector 3	Kph	Elapsed	Lap	D	Time	Sector 1	Sector 2	Sector 3	Kph	Elapsed
5	1	2:44.944	47.133	1:15.329	42.482	152.9	31:33.008								
6	1	2:55.916 B	47.098	1:15.942	52.876	143.3	34:28.924								