


NRCC & CSCC Sports & Slicks SPA SUMMER CLASSIC Race 1

Sector Analysis

— Invalidated Lap ■ Personal Best ■ Session Best B Crossing the pit lane

Lap	D	Time	Sector 1	Sector 2	Sector 3	Kph	Elapsed	Lap	D	Time	Sector 1	Sector 2	Sector 3	Kph	Elapsed
2 1.Kaspar HUGGENBERG CROSSLE C9S Proto								2	1	2:50.662	50.296	1:15.974	44.392	147.7	6:15.777
1	1	3:13.823	1:00.969	1:25.143	47.711	127.8	3:13.823	3	1	2:46.372	48.654	1:15.090	42.628	151.6	9:02.149
2	1	3:00.257	51.315	1:21.532	47.410	139.9	6:14.080	4	1	2:44.236	48.405	1:12.766	43.065	153.5	11:46.385
3	1	3:04.933	51.883	1:25.545	47.505	136.3	9:19.013	5	1	2:44.390	47.905	1:13.378	43.107	153.4	14:30.775
4	1	3:05.690	52.303	1:24.012	49.375	135.8	12:24.703	6	1	2:43.944	47.901	1:12.192	43.851	153.8	17:14.719
5	1	3:51.621 B	54.931	1:33.828	1:22.862	108.9	16:16.324	7	1	2:43.884	47.601	1:13.344	42.939	153.9	19:58.603
								8	1	3:04.480	47.869	1:27.240	49.371	136.7	23:03.083
								9	1	3:45.346	54.254	1:48.726	1:02.366	111.9	26:48.429
								10	1	3:41.542	1:08.482	1:41.348	51.712	113.8	30:29.971
								11	1	2:42.793	47.508	1:13.012	42.273	154.9	33:12.764
3 1.Herbert MOEGLIN BMW 320i ETCC/WTCC 90s								11 1.Steven OAKES CATERHAM 310R Sevens 2.Holly BROWN							
1	1	3:14.976	1:02.093	1:24.491	48.392	127.1	3:14.976	1	1	3:53.552	1:23.156	1:34.899	55.497	106.1	3:53.552
2	1	2:57.584	50.682	1:21.351	45.551	142.0	6:12.560	2	1	3:31.919	1:02.248	1:33.992	55.679	119.0	7:25.471
3	1	2:55.935	50.376	1:20.269	45.290	143.3	9:08.495	3	1	3:32.120	1:01.100	1:34.491	56.529	118.9	10:57.591
4	1	2:52.312	49.691	1:18.076	44.545	146.3	12:00.807	4	1	3:35.951	1:02.274	1:36.270	57.407	116.8	14:33.542
5	1	2:52.669	49.463	1:18.386	44.820	146.0	14:53.476	5	1	6:12.243 B	1:02.968	1:34.796	3:34.479	67.7	20:45.785
6	1	2:56.673	51.473	1:19.231	45.969	142.7	17:50.149	6	1	5:04.897 B	1:31.342	1:52.643	1:40.912	82.7	25:50.682
7	1	2:54.796	51.658	1:18.637	44.501	144.2	20:44.945	7	1	8:03.402 B	1:31.809	1:53.759	4:37.834	52.2	33:54.084
8	1	3:20.055	49.829	1:24.489	1:05.737	126.0	24:05.000								
9	1	4:02.355	1:12.234	1:46.479	1:03.642	104.0	28:07.355	12 1.Kevin JONES NOBLE M12 RSR (T) Slicks							
4 1.Gwyn POLLARD CROSSLE C9S Proto								1	1	2:53.034	51.147	1:19.384	42.503	143.2	2:53.034
1	1	3:12.750	59.074	1:25.502	48.174	128.5	3:12.750	2	1	2:42.702	45.311	1:15.901	41.490	155.0	5:35.736
2	1	2:57.824	49.426	1:22.746	45.652	141.8	6:10.574	3	1	2:41.248	43.976	1:16.127	41.145	156.4	8:16.984
3	1	2:54.557	47.235	1:22.565	44.757	144.4	9:05.131	4	1	2:38.604	43.398	1:14.427	40.779	159.0	10:55.588
4	1	2:52.447	46.916	1:20.821	44.710	146.2	11:57.578	5	1	2:37.472	43.813	1:13.178	40.481	160.1	13:33.060
5	1	2:54.118	47.300	1:21.711	45.107	144.8	14:51.696	6	1	2:37.230	42.828	1:14.616	39.786	160.4	16:10.290
6	1	2:53.203	46.856	1:21.340	45.007	145.6	17:44.899	7	1	2:40.859	43.233	1:15.398	42.228	156.7	18:51.149
7	1	2:53.907	47.286	1:21.020	45.601	145.0	20:38.806	8	1	2:39.818	44.397	1:14.896	40.525	157.8	21:30.967
8	1	3:24.782	47.163	1:31.319	1:06.300	123.1	24:03.588	9	1	3:44.555	49.621	1:49.428	1:05.506	112.3	25:15.522
9	1	4:02.194	1:11.455	1:47.452	1:03.287	104.1	28:05.782	10	1	2:58.755	48.186	1:18.203	52.366	141.1	28:14.277
10	1	3:35.606	1:09.303	1:40.155	46.148	116.9	31:41.388	11	1	3:23.447	1:10.727	1:31.974	40.746	123.9	31:37.724
6 1.Marc HAURI BMW E30 325i Compressor Proto								18 1.Tijn JILESEN PORSCHE 964 RS 80B							
1	1	3:03.584	55.209	1:22.470	45.905	135.0	3:03.584	1	1	2:51.788	52.899	1:16.900	41.989	144.2	2:51.788
2	1	2:46.149	47.354	1:16.257	42.538	151.8	5:49.733	2	1	2:44.850	46.902	1:15.916	42.032	153.0	5:36.638
3	1	2:42.736	46.645	1:14.026	42.065	154.9	8:32.469	3	1	2:43.422	47.633	1:14.111	41.678	154.3	8:20.060
4	1	2:42.178	46.429	1:13.987	41.762	155.5	11:14.647	4	1	2:43.617	46.787	1:13.921	42.909	154.1	11:03.677
5	1	2:44.171	46.258	1:15.459	42.454	153.6	13:58.818	5	1	2:42.314	47.458	1:13.236	41.620	155.3	13:45.991
6	1	2:46.666	46.559	1:14.541	45.566	151.3	16:45.484	6	1	2:43.905	47.045	1:14.394	42.466	153.8	16:29.896
7	1	2:45.146	46.478	1:15.663	43.005	152.7	19:30.630	7	1	2:43.558	47.052	1:14.499	42.007	154.2	19:13.454
8	1	2:50.658	46.573	1:20.196	43.889	147.7	22:21.288	8	1	2:45.077	46.734	1:15.747	42.596	152.7	21:58.531
9	1	4:19.252	1:09.047	2:08.515	1:01.690	97.3	26:40.540	9	1	3:27.426	54.642	1:26.088	1:06.696	121.6	25:25.957
10	1	3:43.480	1:08.824	1:42.888	51.768	112.8	30:24.020	10	1	3:06.208	54.724	1:23.649	47.835	135.4	28:32.165
11	1	2:46.304	47.592	1:15.655	43.057	151.6	33:10.324	11	1	3:16.304	59.673	1:33.956	42.675	128.4	31:48.469
9 1.Glenn DUDLEY LOLA Wright Proto								19 1.Dylan POPOVIC GINETTA G50 Slicks							
1	1	3:25.115	53.402	1:45.431	46.282	120.8	3:25.115	1	1	5:03.245 B	53.164	2:27.414	1:42.667	81.7	5:03.245




NRCC & CSCC Sports & Slicks SPA SUMMER CLASSIC Race 1

Sector Analysis

— Invalidated Lap ■ Personal Best ■ Session Best B Crossing the pit lane

Lap	D	Time	Sector 1	Sector 2	Sector 3	Kph	Elapsed	Lap	D	Time	Sector 1	Sector 2	Sector 3	Kph	Elapsed				
21	1.Andrew CHRISTOPHER							FERRARI 430 Challenge Slicks											
	1	1	2:47.097	48.063	1:17.279	41.755	148.3	2:47.097	10	1	3:36.290	1:10.794	1:38.256	47.240	116.6	31:48.455			
	2	1	2:44.241	47.583	1:15.521	41.137	153.5	5:31.338	34	1.Peter STOX							PORSCHE 911GT3 RS 90s		
	3	1	2:40.210	45.640	1:14.567	40.003	157.4	8:11.548		1	1	3:03.582	53.616	1:23.559	46.407	135.0	3:03.582		
	4	1	2:39.953	45.356	1:14.088	40.509	157.6	10:51.501		2	1	2:42.792	47.212	1:14.187	41.393	154.9	5:46.374		
	5	1	2:39.347	45.076	1:13.470	40.801	158.2	13:30.848		3	1	2:41.869	46.608	1:13.221	42.040	155.8	8:28.243		
	6	1	2:39.040	44.424	1:14.068	40.548	158.5	16:09.888		4	1	2:43.845	46.866	1:14.713	42.266	153.9	11:12.088		
	7	1	2:42.723	44.606	1:15.421	42.696	155.0	18:52.611		5	1	2:41.408	45.869	1:13.758	41.781	156.2	13:53.496		
	8	1	2:41.018	44.692	1:14.550	41.776	156.6	21:33.629		6	1	2:42.954	46.941	1:13.805	42.208	154.7	16:36.450		
	9	1	3:42.611	47.938	1:48.963	1:05.710	113.3	25:16.240		7	1	2:42.135	47.013	1:13.754	41.368	155.5	19:18.585		
	10	1	2:58.836	48.272	1:18.078	52.486	141.0	28:15.076		8	1	2:44.327	45.774	1:16.394	42.159	153.4	22:02.912		
	11	1	3:26.792	1:10.708	1:33.778	42.306	121.9	31:41.868		9	1	3:24.980	54.305	1:25.331	1:05.344	123.0	25:27.892		
								10		1	3:08.466	56.722	1:23.613	48.131	133.8	28:36.358			
								11	1	3:15.250	57.798	1:33.903	43.549	129.1	31:51.608				
22	1.Marcus BICKNELL							FORD Ascar Taurus V8 Proto											
	1	1	3:26.168	1:09.834	1:28.125	48.209	120.2	3:26.168	37	1.Jeremy ADAMS							CATERHAM 420R Sevens		
	2	1	3:03.345	50.931	1:25.769	46.645	137.5	6:29.513		1	1	3:04.060	55.058	1:21.095	47.907	134.6	3:04.060		
	3	1	2:59.571	49.650	1:23.087	46.834	140.4	9:29.084		2	1	2:49.992	48.996	1:16.659	44.337	148.3	5:54.052		
	4	1	2:55.684	48.799	1:20.969	45.916	143.5	12:24.768		3	1	2:49.980	50.694	1:15.591	43.695	148.3	8:44.032		
	5	1	2:56.441	48.771	1:21.862	45.808	142.9	15:21.209		4	1	2:47.053	49.000	1:15.205	42.848	150.9	11:31.085		
	6	1	2:59.318	49.125	1:22.676	47.517	140.6	18:20.527		5	1	2:46.190	47.950	1:14.676	43.564	151.7	14:17.275		
	7	1	2:59.550	50.093	1:23.379	46.078	140.4	21:20.077		6	1	2:44.795	47.759	1:14.141	42.895	153.0	17:02.070		
	8	1	3:10.640	50.791	1:30.298	49.551	132.3	24:30.717		7	1	2:46.350	48.807	1:14.695	42.848	151.6	19:48.420		
	9	1	3:43.094	54.257	1:44.569	1:04.268	113.0	28:13.811		8	1	2:47.105	47.888	1:15.738	43.479	150.9	22:35.525		
	10	1	3:34.690	1:10.786	1:37.165	46.739	117.4	31:48.501		9	1	4:07.862	59.670	2:07.451	1:00.741	101.7	26:43.387		
								10		1	3:43.635	1:10.984	1:41.335	51.316	112.7	30:27.022			
								11	1	2:47.289	48.657	1:15.397	43.235	150.7	33:14.311				
29	1.Andy ROBNEY							BMW 1 Series Open											
	1	1	3:12.309	58.849	1:26.146	47.314	128.8	3:12.309	39	1.Rene JENSEN							BMW 5401 90s		
	2	1	2:54.595	49.551	1:19.877	45.167	144.4	6:06.904		1	1	3:28.706	1:10.729	1:27.570	50.407	118.7	3:28.706		
	3	1	2:50.886	48.068	1:18.321	44.497	147.5	8:57.790		2	1	3:05.916	53.431	1:24.161	48.324	135.6	6:34.622		
	4	1	2:52.105	48.648	1:18.912	44.545	146.5	11:49.895		3	1	3:01.247	52.609	1:21.362	47.276	139.1	9:35.869		
	5	1	2:49.957	47.886	1:18.096	43.975	148.4	14:39.852		4	1	2:59.591	52.024	1:20.083	47.484	140.4	12:35.460		
	6	1	2:50.171	47.836	1:18.453	43.882	148.2	17:30.023		5	1	2:59.202	51.635	1:20.012	47.555	140.7	15:34.662		
	7	1	3:00.136	47.662	1:23.194	49.280	140.0	20:30.159		6	1	2:59.897	51.438	1:20.520	47.939	140.2	18:34.559		
	8	1	3:01.303	48.634	1:23.169	49.500	139.1	23:31.462		7	1	3:02.186	51.600	1:21.149	49.437	138.4	21:36.745		
	9	1	3:26.827	49.669	1:32.534	1:04.624	121.9	26:58.289		8	1	3:43.584	54.474	1:41.570	1:07.540	112.8	25:20.329		
	10	1	3:39.345	1:06.617	1:39.628	53.100	115.0	30:37.634		9	1	3:02.321	53.527	1:21.516	47.278	138.3	28:22.650		
								10		1	3:30.059	1:05.323	1:35.511	49.225	120.0	31:52.709			
33	1.Mark HOBBS							CROSSE C9S Proto											
	1	1	3:31.020	1:13.385	1:29.055	48.580	117.4	3:31.020	40	1.Nick STOX							BMW M3 E30 80B		
	2	1	2:59.735	49.275	1:22.870	47.590	140.3	6:30.755		1	1	3:15.371	1:02.548	1:25.012	47.811	126.8	3:15.371		
	3	1	3:02.593	52.792	1:23.814	45.987	138.1	9:33.348		2	1	2:58.285	50.993	1:21.284	46.008	141.4	6:13.656		
	4	1	2:57.033	48.896	1:21.582	46.555	142.4	12:30.381		3	1	2:56.785	51.343	1:19.889	45.553	142.6	9:10.441		
	5	1	2:51.241	48.701	1:18.579	43.961	147.2	15:21.622		4	1	2:53.709	50.503	1:18.661	44.545	145.2	12:04.150		
	6	1	2:55.627	50.015	1:21.215	44.397	143.6	18:17.249		5	1	2:54.686	51.962	1:17.821	44.903	144.3	14:58.836		
	7	1	2:55.336	50.123	1:20.078	45.135	143.8	21:12.585		6	1	2:51.992	50.250	1:17.477	44.265	146.6	17:50.828		
	8	1	3:03.905	50.134	1:25.384	48.387	137.1	24:16.490		7	1	2:52.224	50.098	1:17.400	44.726	146.4	20:43.052		
	9	1	3:55.675	1:05.815	1:45.272	1:04.588	107.0	28:12.165											



NRCC & CSCC Sports & Slicks

SPA SUMMER CLASSIC

Race 1

Sector Analysis

— Invalidated Lap ■ Personal Best ■ Session Best B Crossing the pit lane

Lap	D	Time	Sector 1	Sector 2	Sector 3	Kph	Elapsed	Lap	D	Time	Sector 1	Sector 2	Sector 3	Kph	Elapsed
8	1	3:21.070	50.198	1:24.713	1:06.159	125.4	24:04.122	6	1	2:42.433	45.750	1:14.893	41.790	155.2	17:19.933
9	1	4:02.428	1:11.901	1:47.060	1:03.467	104.0	28:06.550	7	1	2:43.537	46.127	1:15.445	41.965	154.2	20:03.470
10	1	3:36.187	1:09.269	1:39.933	46.985	116.6	31:42.737	8	1	3:00.072	45.831	1:25.166	49.075	140.0	23:03.542

42		1.Richard CARTER		CATERHAM R300		Sevens	
1	1	2:48.655	48.398	1:17.198	43.059	146.9	2:48.655
2	1	2:43.025	46.717	1:15.194	41.114	154.7	5:31.680
3	1	2:41.644	45.564	1:15.044	41.036	156.0	8:13.324
4	1	2:41.286	45.754	1:14.169	41.363	156.3	10:54.610
5	1	2:40.363	46.357	1:12.914	41.092	157.2	13:34.973
6	1	2:40.370	45.698	1:12.734	41.938	157.2	16:15.343
7	1	2:42.616	46.068	1:13.852	42.696	155.1	18:57.959
8	1	2:43.733	46.581	1:15.596	41.556	154.0	21:41.692
9	1	3:39.225	51.181	1:40.635	1:07.409	115.0	25:20.917
10	1	3:02.568	53.668	1:21.294	47.606	138.1	28:23.485
11	1	3:23.445	1:05.221	1:33.770	44.454	123.9	31:46.930

46		1.Stephen NUTTALL		CATERHAM Supersport		Sevens	
1	1	2:39.547	47.236	1:12.226	40.085	155.3	2:39.547
2	1	2:33.340	42.941	1:11.097	39.302	164.4	5:12.887
3	1	2:34.403	42.775	1:11.283	40.345	163.3	7:47.290
4	1	2:33.738	43.148	1:11.121	39.469	164.0	10:21.028
5	1	2:34.207	42.416	1:12.243	39.548	163.5	12:55.235
6	1	2:35.251	43.289	1:11.728	40.234	162.4	15:30.486
7	1	2:34.724	42.543	1:11.618	40.563	163.0	18:05.210
8	1	2:33.129	42.615	1:10.713	39.801	164.7	20:38.339
9	1	2:51.453	42.343	1:20.436	48.674	147.1	23:29.792
10	1	3:27.018	50.775	1:32.109	1:04.134	121.8	26:56.810
11	1	3:37.629	1:07.089	1:39.601	50.939	115.9	30:34.439

48		1.Matthew SNOWBALL		PLYMOUTH Cuda		Slicks	
1	1	3:39.926	1:14.706	1:33.607	51.613	112.7	3:39.926
2	1	3:16.063	55.101	1:30.811	50.151	128.6	6:55.989
3	1	3:13.523	54.020	1:29.721	49.782	130.3	10:09.512
4	1	3:12.734	52.516	1:29.606	50.612	130.8	13:22.246
5	1	3:12.804	53.629	1:28.565	50.610	130.8	16:35.050
6	1	3:12.475	53.222	1:30.053	49.200	131.0	19:47.525
7	1	3:14.977	53.875	1:31.735	49.367	129.3	23:02.502
8	1	3:45.323	53.964	1:48.702	1:02.657	111.9	26:47.825
9	1	3:42.037	1:08.582	1:41.083	52.372	113.6	30:29.862
10	1	3:16.336	54.406	1:31.778	50.152	128.4	33:46.198

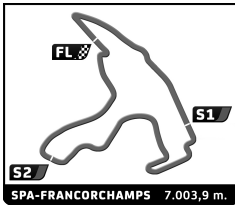
51		1.David HARVEY		LOTUS 340R (S/C)		Slicks	
1	1	3:26.916	1:13.233	1:25.545	48.138	119.7	3:26.916
2	1	2:53.145	49.991	1:19.917	43.237	145.6	6:20.061
3	1	2:48.730	45.935	1:18.124	44.671	149.4	9:08.791
4	1	2:44.573	45.290	1:17.301	41.982	153.2	11:53.364
5	1	2:44.136	45.934	1:15.337	42.865	153.6	14:37.500

54		1.Leonard BATENBURG		BMW M3 E30		80B	
1	1	3:10.889	58.251	1:26.307	46.331	129.8	3:10.889
2	1	2:51.073	49.120	1:17.996	43.957	147.4	6:01.962
3	1	2:49.641	49.395	1:16.125	44.121	148.6	8:51.603
4	1	2:48.272	48.853	1:15.465	43.954	149.8	11:39.875
5	1	2:47.675	48.635	1:15.033	44.007	150.4	14:27.550
6	1	2:46.679	48.103	1:15.029	43.547	151.3	17:14.229
7	1	2:47.670	49.146	1:15.421	43.103	150.4	20:01.899
8	1	3:02.844	48.268	1:24.648	49.928	137.9	23:04.743
9	1	3:45.185	53.570	1:48.946	1:02.669	112.0	26:49.928
10	1	3:41.179	1:08.751	1:40.628	51.800	114.0	30:31.107
11	1	2:51.739	51.787	1:16.131	43.821	146.8	33:22.846

60		1.Douglas WATSON		FERRARI 458 Challenge		Slicks	
1	1	3:07.463	58.572	1:25.202	43.689	132.2	3:07.463
2	1	2:46.966	46.793	1:17.162	43.011	151.0	5:54.429
3	1	2:46.015	47.254	1:15.869	42.892	151.9	8:40.444
4	1	2:43.843	46.382	1:15.367	42.094	153.9	11:24.287
5	1	2:43.052	46.066	1:14.521	42.465	154.6	14:07.339
6	1	2:42.779	45.866	1:15.012	41.901	154.9	16:50.118
7	1	2:48.036	45.460	1:14.114	48.462	150.1	19:38.154
8	1	2:44.335	45.803	1:15.108	43.424	153.4	22:22.489
9	1	4:18.601	1:08.666	2:08.611	1:01.324	97.5	26:41.090
10	1	3:43.082	1:09.148	1:42.700	51.234	113.0	30:24.172
11	1	2:45.592	46.602	1:15.367	43.623	152.3	33:09.764

67		1.Gavin CRAWFORD		CATERHAM 7 Supersport		Sevens	
1	1	3:22.865	1:05.973	1:27.182	49.710	122.1	3:22.865
2	1	3:08.488	55.185	1:24.576	48.727	133.8	6:31.353
3	1	3:02.326	53.342	1:21.206	47.778	138.3	9:33.679
4	1	3:00.860	53.360	1:20.224	47.276	139.4	12:34.539
5	1	3:00.736	53.224	1:19.970	47.542	139.5	15:35.275
6	1	2:59.977	52.509	1:19.503	47.965	140.1	18:35.252
7	1	3:00.207	52.353	1:20.156	47.698	139.9	21:35.459
8	1	3:43.297	53.285	1:42.955	1:07.057	112.9	25:18.756
9	1	3:02.199	53.664	1:20.955	47.580	138.4	28:20.955
10	1	3:28.476	1:06.245	1:34.809	47.422	120.9	31:49.431

70		1.Martyn DOLAN		CATERHAM 7		Sevens	
1	1	3:31.245	1:12.857	1:28.082	50.306	117.3	3:31.245
2	1	3:09.269	55.626	1:24.744	48.899	133.2	6:40.514



NRCC & CSCC Sports & Slicks SPA SUMMER CLASSIC Race 1

Sector Analysis

— Invalidated Lap ■ Personal Best ■ Session Best B Crossing the pit lane

Lap	D	Time	Sector 1	Sector 2	Sector 3	Kph	Elapsed	Lap	D	Time	Sector 1	Sector 2	Sector 3	Kph	Elapsed
3	1	3:04.603	54.281	1:22.450	47.872	136.6	9:45.117	4	1	2:46.437	47.423	1:16.263	42.751	151.5	11:31.658
4	1	3:04.316	53.518	1:21.941	48.857	136.8	12:49.433	5	1	2:46.773	47.026	1:15.604	44.143	151.2	14:18.431
5	1	3:03.644	54.459	1:20.845	48.340	137.3	15:53.077	6	1	2:45.372	47.084	1:15.253	43.035	152.5	17:03.803
6	1	3:02.793	53.583	1:20.897	48.313	137.9	18:55.870	7	1	2:47.464	47.518	1:16.552	43.394	150.6	19:51.267
7	1	3:03.750	53.188	1:22.345	48.217	137.2	21:59.620	8	1	2:53.166	49.312	1:18.338	45.516	145.6	22:44.433
8	1	3:26.764	56.064	1:24.260	1:06.440	121.9	25:26.384	9	1	4:00.063	53.031	2:06.039	1:00.993	105.0	26:44.496
9	1	3:07.445	57.185	1:22.384	47.876	134.5	28:33.829	10	1	3:43.356	1:10.471	1:41.207	51.678	112.9	30:27.852
10	1	3:20.751	58.788	1:34.797	47.166	125.6	31:54.580	11	1	2:47.021	47.670	1:16.036	43.315	151.0	33:14.873

73 1. Matthew SANDERS
2. Jack LAYTON
BMW M3 E46 Slicks

1	1	2:49.441	50.314	1:16.243	42.884	146.2	2:49.441
2	1	2:43.172	46.224	1:15.195	41.753	154.5	5:32.613
3	1	2:40.590	45.726	1:13.567	41.297	157.0	8:13.203
4	1	2:40.897	45.877	1:13.691	41.329	156.7	10:54.100
5	1	2:40.070	46.592	1:12.373	41.105	157.5	13:34.170
6	1	2:38.452	45.621	1:11.727	41.104	159.1	16:12.622
7	1	2:40.933	45.278	1:12.965	42.690	156.7	18:53.555
8	1	2:41.348	45.521	1:13.675	42.152	156.3	21:34.903
9	1	3:42.233	48.414	1:47.723	1:06.096	113.5	25:17.136
10	1	2:58.661	48.022	1:17.785	52.854	141.1	28:15.797
11	1	3:27.380	1:10.797	1:34.549	42.034	121.6	31:43.177

74 1. Dominic MALONE
BMW M3 E90 WTCC Slicks

1	1	2:55.495	53.095	1:18.630	43.770	141.2	2:55.495
2	1	2:46.693	47.128	1:15.885	43.680	151.3	5:42.188
3	1	2:45.710	46.874	1:15.998	42.838	152.2	8:27.898
4	1	2:43.760	46.596	1:15.080	42.084	154.0	11:11.658
5	1	2:48.548	46.138	1:18.131	44.279	149.6	14:00.206
6	1	2:48.372	47.595	1:16.727	44.050	149.8	16:48.578
7	1	2:49.076	47.460	1:17.866	43.750	149.1	19:37.654
8	1	2:48.334	47.336	1:16.822	44.176	149.8	22:25.988
9	1	4:15.712	1:06.288	2:08.748	1:00.676	98.6	26:41.700
10	1	3:43.551	1:09.411	1:42.539	51.601	112.8	30:25.251
11	1	2:48.091	47.094	1:17.831	43.166	150.0	33:13.342

80 1. Tim DAVIS
CATERHAM C400 Sevens

1	1	2:38.414	46.344	1:12.159	39.911	156.4	2:38.414
2	1	2:35.854	44.316	1:11.593	39.945	161.8	5:14.268
3	1	2:35.703	44.481	1:11.193	40.029	161.9	7:49.971
4	1	2:35.769	43.964	1:11.418	40.387	161.9	10:25.740
5	1	2:36.819	44.199	1:11.663	40.957	160.8	13:02.559
6	1	2:39.310	45.968	1:12.657	40.685	158.3	15:41.869
7	1	2:36.672	43.800	1:11.529	41.343	160.9	18:18.541

89 1. Bruce WILSON
CATERHAM CSR Superlight Sevens

1	1	3:05.213	58.144	1:22.156	44.913	133.8	3:05.213
2	1	2:49.061	48.531	1:16.613	43.917	149.1	5:54.274
3	1	2:50.947	49.635	1:17.904	43.408	147.5	8:45.221

93 1. Robert SINGLETON
CATERHAM C400 Sevens

1	1	2:39.334	46.604	1:12.385	40.345	155.5	2:39.334
2	1	2:35.293	44.686	1:10.913	39.694	162.4	5:14.627
3	1	2:36.660	44.241	1:11.306	41.113	160.9	7:51.287
4	1	2:37.915	44.906	1:12.048	40.961	159.7	10:29.202
5	1	2:38.480	45.101	1:12.807	40.572	159.1	13:07.682
6	1	2:39.244	44.457	1:12.460	42.327	158.3	15:46.926
7	1	2:39.853	45.406	1:13.270	41.177	157.7	18:26.779

99 1. Peter FRENCH
CATERHAM Superlight R400 Sevens


1	1	3:29.197	1:09.085	1:28.267	51.845	118.4	3:29.197
2	1	3:07.619	51.893	1:26.477	49.249	134.4	6:36.816
3	1	3:02.380	50.954	1:23.616	47.810	138.3	9:39.196
4	1	3:07.025	51.359	1:28.004	47.662	134.8	12:46.221
5	1	3:05.931	52.152	1:24.313	49.466	135.6	15:52.152
6	1	3:02.977	50.572	1:22.821	49.584	137.8	18:55.129
7	1	3:02.758	50.625	1:25.275	46.858	138.0	21:57.887
8	1	3:25.890	53.929	1:25.933	1:06.028	122.5	25:23.777
9	1	3:06.943	54.292	1:24.733	47.918	134.9	28:30.720
10	1	3:22.970	59.280	1:36.422	47.268	124.2	31:53.690

104 1. Morgan SHORT
2. Martin SHORT
MOSLER MT900R Slicks

1	1	2:46.899	47.363	1:17.363	42.173	148.4	2:46.899
2	1	2:43.640	46.114	1:16.272	41.254	154.1	5:30.539
3	1	2:37.928	43.685	1:13.596	40.647	159.7	8:08.467
4	1	2:36.125	43.161	1:12.396	40.568	161.5	10:44.592
5	1	2:35.480	42.934	1:11.875	40.671	162.2	13:20.072
6	1	2:36.178	43.257	1:12.205	40.716	161.4	15:56.250
7	1	2:35.148	43.478	1:10.533	41.137	162.5	18:31.398
8	1	2:34.799	42.265	1:13.003	39.531	162.9	21:06.197
9	1	3:00.478	42.306	1:19.611	58.561	139.7	24:06.675
10	1	4:02.076	1:12.295	1:45.959	1:03.822	104.2	28:08.751
11	1	3:27.509	1:11.139	1:36.249	40.121	121.5	31:36.260

119 1. Darren ANDERSON
BMW E46 Compact Open

1	1	3:33.373	1:13.674	1:30.214	49.485	116.1	3:33.373
2	1	3:08.565	54.834	1:25.456	48.275	133.7	6:41.938
3	1	3:06.155	53.962	1:24.199	47.994	135.4	9:48.093
4	1	3:05.315	53.725	1:24.204	47.386	136.1	12:53.408




NRCC & CSCC Sports & Slicks SPA SUMMER CLASSIC Race 1

Sector Analysis

— Invalidated Lap ■ Personal Best ■ Session Best B Crossing the pit lane

Lap	D	Time	Sector 1	Sector 2	Sector 3	Kph	Elapsed	Lap	D	Time	Sector 1	Sector 2	Sector 3	Kph	Elapsed
122 1.Ed VAN HEUSDEN PORSCHE 944 80B															
1	1	2:59.999	54.690	1:20.986	44.323	137.6	2:59.999	1	1	2:53.599	49.881	1:18.860	44.858	145.2	33:27.914
2	1	2:53.294	48.799	1:20.017	44.478	145.5	5:53.293								
136 1.Oliver SMITH BMW M3 E36 Evo Open															
1	1	3:02.896	57.181	1:21.362	44.353	135.5	3:02.896	1	1	3:42.173	1:16.653	1:32.997	52.523	111.5	3:42.173
2	1	2:49.927	48.278	1:17.891	43.758	148.4	5:52.823	2	1	3:18.123	57.012	1:29.454	51.657	127.3	7:00.296
3	1	2:51.028	49.844	1:17.697	43.487	147.4	8:43.851	3	1	3:16.200	57.136	1:28.275	50.789	128.5	10:16.496
4	1	2:45.953	47.847	1:15.466	42.640	151.9	11:29.804	4	1	3:17.417	55.804	1:29.810	51.803	127.7	13:33.913
5	1	2:46.156	47.468	1:16.207	42.481	151.7	14:15.960	5	1	3:21.585	55.957	1:30.273	55.355	125.1	16:55.498
6	1	2:45.707	47.489	1:15.484	42.734	152.2	17:01.667	6	1	3:54.080 B	56.718	1:38.378	1:18.984	107.7	20:49.578
7	1	2:46.300	48.382	1:15.328	42.590	151.6	19:47.967								
8	1	2:47.041	47.674	1:16.173	43.194	150.9	22:35.008								
9	1	4:07.860	58.877	2:08.096	1:00.887	101.7	26:42.868								
10	1	3:43.805	1:10.162	1:42.028	51.615	112.7	30:26.673								
11	1	2:47.205	48.169	1:15.979	43.057	150.8	33:13.878								
139 1.Christian NOWAK CN- Cobra Proto															
1	1	2:48.101	48.872	1:17.206	42.023	147.4	2:48.101								
2	1	2:39.583	44.744	1:13.504	41.335	158.0	5:27.684								
3	1	2:38.655	43.459	1:13.388	41.808	158.9	8:06.339								
4	1	2:37.501	42.887	1:13.152	41.462	160.1	10:43.840								
5	1	2:35.937	42.880	1:12.240	40.817	161.7	13:19.777								
6	1	2:37.539	42.951	1:13.209	41.379	160.1	15:57.316								
7	1	2:37.431	43.513	1:12.311	41.607	160.2	18:34.747								
8	1	2:37.353	42.566	1:14.045	40.742	160.2	21:12.100								
9	1	2:56.066	43.448	1:16.784	55.834	143.2	24:08.166								
10	1	4:02.076	1:12.509	1:45.384	1:04.183	104.2	28:10.242								
11	1	3:28.593	1:11.291	1:35.019	42.283	120.9	31:38.835								
148 1.Bas JANSEN BMW M3 E30 80B															
1	1	3:18.707	1:02.680	1:28.669	47.358	124.7	3:18.707								
2	1	2:56.040	50.022	1:19.331	46.687	143.2	6:14.747								
3	1	2:55.030	50.699	1:18.196	46.135	144.1	9:09.777								
4	1	2:49.642	48.581	1:17.029	44.032	148.6	11:59.419								
5	1	2:49.964	48.171	1:17.693	44.100	148.3	14:49.383								
6	1	2:49.376	48.355	1:17.059	43.962	148.9	17:38.759								
7	1	2:50.498	48.270	1:16.335	45.893	147.9	20:29.257								
8	1	2:58.611	48.332	1:21.650	48.629	141.2	23:27.868								
9	1	3:27.925	50.853	1:33.032	1:04.040	121.3	26:55.793								
10	1	3:38.522	1:07.241	1:39.849	51.432	115.4	30:34.315								
161 1.Harrie WILLEMS PORSCHE 944 80B															
1	1	3:42.173	1:16.653	1:32.997	52.523	111.5	3:42.173								
2	1	3:18.123	57.012	1:29.454	51.657	127.3	7:00.296								
3	1	3:16.200	57.136	1:28.275	50.789	128.5	10:16.496								
4	1	3:17.417	55.804	1:29.810	51.803	127.7	13:33.913								
5	1	3:21.585	55.957	1:30.273	55.355	125.1	16:55.498								
6	1	3:54.080 B	56.718	1:38.378	1:18.984	107.7	20:49.578								
172 1.Robert COOPER CATERHAM Supersport Sevens															
1	1	3:19.440	1:04.647	1:27.013	47.780	124.2	3:19.440								
2	1	2:58.450	52.463	1:17.384	48.603	141.3	6:17.890								
3	1	3:01.909	52.670	1:21.170	48.069	138.6	9:19.799								
4	1	3:04.177	52.987	1:22.760	48.430	136.9	12:23.976								
177 1.Tom LENTHALL JAGUAR XJS Open															
1	1	3:32.718	1:12.396	1:29.610	50.712	116.5	3:32.718								
2	1	3:07.285	53.098	1:25.459	48.728	134.6	6:40.003								
3	1	3:12.361	52.460	1:30.859	49.042	131.1	9:52.364								
4	1	3:05.147	52.771	1:24.537	47.839	136.2	12:57.511								
5	1	3:03.922	52.169	1:23.027	48.726	137.1	16:01.433								
6	1	3:04.180	51.348	1:25.772	47.060	136.9	19:05.613								
7	1	3:02.782	51.426	1:24.841	46.515	137.9	22:08.395								
8	1	3:22.025	52.455	1:26.766	1:02.804	124.8	25:30.420								
9	1	3:09.207	56.051	1:24.993	48.163	133.3	28:39.627								
10	1	3:19.040	56.083	1:35.828	47.129	126.7	31:58.667								
186 1.Marshall GROVES VAUXHALL Vectra Challenge Slicks															
1	1	3:22.487	1:03.058	1:29.820	49.609	122.4	3:22.487								
2	1	3:07.783	52.735	1:26.842	48.206	134.3	6:30.270								
3	1	3:08.399	52.368	1:27.841	48.190	133.8	9:38.669								
4	1	3:07.040	51.756	1:27.379	47.905	134.8	12:45.709								
5	1	3:04.407	50.919	1:25.492	47.996	136.7	15:50.116								
6	1	3:03.115	50.724	1:23.592	48.799	137.7	18:53.231								
7	1	3:01.707	50.241	1:24.553	46.913	138.8	21:54.938								
8	1	3:27.190	53.445	1:27.194	1:06.551	121.7	25:22.128								
9	1	3:05.293	53.606	1:24.625	47.062	136.1	28:27.421								
10	1	3:25.130	1:01.816	1:35.964	47.350	122.9	31:52.551								
222 1.Rients VISSER BMW E30 M3 DTM 80B															
1	1	3:58.885 B	1:17.635	1:36.324	1:04.926	103.7	3:58.885								



NRCC & CSCC Sports & Slicks

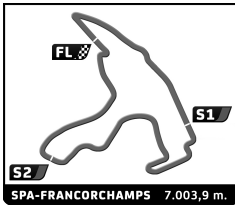
SPA SUMMER CLASSIC

Race 1

Sector Analysis

— Invalidated Lap ■ Personal Best ■ Session Best B Crossing the pit lane

Lap	D	Time	Sector 1	Sector 2	Sector 3	Kph	Elapsed	Lap	D	Time	Sector 1	Sector 2	Sector 3	Kph	Elapsed	
241	1. William REDMAN							CATERHAM 420R								
	2. Charles REDMAN							Sevens								
	1	1	3:06.410	58.304	1:22.711	45.395	132.9	3:06.410	9	1	3:18.744	51.127	1:24.820	1:02.797	126.9	25:31.031
	2	1	2:55.830	50.792	1:19.143	45.895	143.4	6:02.240	10	1	3:09.403	56.081	1:25.033	48.289	133.1	28:40.434
	3	1	2:52.972	50.045	1:18.172	44.755	145.8	8:55.212	11	1	3:12.759	56.548	1:33.490	42.721	130.8	31:53.193
	4	1	2:50.793	49.149	1:17.367	44.277	147.6	11:46.005								
	5	1	2:51.026	49.981	1:16.915	44.130	147.4	14:37.031								
	6	1	2:49.338	49.469	1:14.836	45.033	148.9	17:26.369								
	7	1	2:49.609	49.144	1:15.488	44.977	148.7	20:15.978								
	8	1	2:56.848	49.212	1:21.114	46.522	142.6	23:12.826								
	9	1	3:37.809	49.771	1:45.217	1:02.821	115.8	26:50.635								
	10	1	3:40.751	1:08.930	1:40.180	51.641	114.2	30:31.386								
11	1	2:50.708	49.796	1:15.755	45.157	147.7	33:22.094									
262	1. Hemmo VRIEND							BMW Z3								
								90s								
	1	1	3:25.283	1:08.457	1:26.884	49.942	120.7	3:25.283								
	2	1	3:11.506	54.728	1:27.081	49.697	131.7	6:36.789								
	3	1	3:07.118	53.478	1:24.704	48.936	134.7	9:43.907								
	4	1	3:04.359	52.914	1:23.429	48.016	136.8	12:48.266								
	5	1	3:05.765	52.454	1:23.567	49.744	135.7	15:54.031								
	6	1	3:03.751	53.719	1:22.158	47.874	137.2	18:57.782								
	7	1	3:04.350	51.246	1:25.876	47.228	136.8	22:02.132								
	8	1	3:25.403	54.699	1:25.304	1:05.400	122.8	25:27.535								
	9	1	3:08.474	56.799	1:23.511	48.164	133.8	28:36.009								
	10	1	3:20.515	57.866	1:35.479	47.170	125.7	31:56.524								
360	1. Jeroen VELDHUIS							FERRARI 360 Challenge								
								90s								
	1	1	3:13.322				128.2	3:13.322								
	2	1	2:54.304				144.7	6:07.626								
	3	1	2:52.696				146.0	9:00.322								
	4	1	2:53.041				145.7	11:53.363								
	5	1	2:51.747				146.8	14:45.110								
	6	1	2:50.820				147.6	17:35.930								
	7	1	2:52.627				146.1	20:28.557								
	8	1	2:57.861				141.8	23:26.418								
	9	1	3:28.279				121.1	26:54.697								
	10	1	3:38.963				115.2	30:33.660								
11	1	2:53.723				145.1	33:27.383									
386	1. Daniel PETERS							PORSCH 911 997 GT3 Cup								
								Slicks								
	1	1	3:31.341	1:23.671	1:24.171	43.499	117.2	3:31.341								
	2	1	2:45.193	47.903	1:15.971	41.319	152.6	6:16.534								
	3	1	2:42.974	47.192	1:14.595	41.187	154.7	8:59.508								
	4	1	2:39.660	45.992	1:12.959	40.709	157.9	11:39.168								
	5	1	2:37.688	44.340	1:12.088	41.260	159.9	14:16.856								
	6	1	2:37.677	44.532	1:11.380	41.765	159.9	16:54.533								
	7	1	2:38.803	44.258	1:13.074	41.471	158.8	19:33.336								
	8	1	2:38.951	44.181	1:13.683	41.087	158.6	22:12.287								
	666	1. Rob FENN							LOTUS Motorsport Elise							
		2. James BARCLAY							Slicks							
1		1	3:00.245	55.664	1:21.127	43.454	137.5	3:00.245								
2		1	2:43.423	48.077	1:13.726	41.620	154.3	5:43.668								
3		1	2:40.692	46.362	1:12.849	41.481	156.9	8:24.360								
4		1	2:38.816	45.858	1:11.316	41.642	158.8	11:03.176								
5		1	2:37.229	45.788	1:10.515	40.926	160.4	13:40.405								
6		1	3:18.005B	48.350	1:20.821	1:08.834	127.3	16:58.410								
721		1. John SAUNDERS							PORSCH 911 966 Supercup GT3							
		2. Matt SPARK							Slicks							
		1	1	3:04.991	56.321	1:23.568	45.102	133.9	3:04.991							
		2	1	2:48.874	47.545	1:16.968	44.361	149.3	5:53.865							
	3	1	2:48.832	48.776	1:16.877	43.179	149.3	8:42.697								
	4	1	2:44.512	46.995	1:15.205	42.312	153.3	11:27.209								
	5	1	2:43.472	46.492	1:14.862	42.118	154.2	14:10.681								
	6	1	2:44.657	46.669	1:14.131	43.857	153.1	16:55.338								
	7	1	2:44.507	46.677	1:14.801	43.029	153.3	19:39.845								
	8	1	2:47.409	46.930	1:15.685	44.794	150.6	22:27.254								
	9	1	4:14.736	1:05.646	2:08.646	1:00.444	99.0	26:41.990								
	10	1	3:43.948	1:09.911	1:42.328	51.709	112.6	30:25.938								
11	1	3:42.013B	47.250	1:15.790	1:38.973	113.6	34:07.951									
771	1. Perry WADDAMS							TVR Sagaris GTF								
								Slicks								
1	1	3:40.633B	1:01.726	1:30.774	1:08.133	112.3	3:40.633									
861	1. Kevin BIRD							BMW M3 E92 GT4								
	2. Charles HYDE							Slicks								
	1	1	3:04.515	54.838	1:24.701	44.976	134.3	3:04.515								
	2	1	2:54.315	49.440	1:20.352	44.523	144.6	5:58.830								
	3	1	2:54.612	48.606	1:20.606	45.400	144.4	8:53.442								
	4	1	2:51.822	47.910	1:19.983	43.929	146.7	11:45.264								
	5	1	2:53.406	48.161	1:20.813	44.432	145.4	14:38.670								
	6	1	2:50.699	48.034	1:19.016	43.649	147.7	17:29.369								
	7	1	2:55.390	47.544	1:22.186	45.660	143.8	20:24.759								
	8	1	2:58.565	48.033	1:22.193	48.339	141.2	23:23.324								
	9	1	3:30.467	51.235	1:35.232	1:04.000	119.8	26:53.791								
	10	1	3:38.722	1:07.111	1:40.558	51.053	115.3	30:32.513								
11	1	2:53.507	49.599	1:19.113	44.795	145.3	33:26.020									
911	1. Raphaël DE BORMAN							PORSCH 996 GT3 Cup								
	2. Geoffrey BOUILLON							90s								
	1	1	3:10.587	56.738	1:27.075	46.774	130.0	3:10.587								
	2	1	2:58.267	48.020	1:22.981	47.266	141.4	6:08.854								
	3	1	3:03.720	48.694	1:25.493	49.533	137.2	9:12.574								
4	1	2:59.365	48.383	1:24.673	46.309	140.6	12:11.939									



NRCC & CSCC Sports & Slicks SPA SUMMER CLASSIC Race 1

Sector Analysis

— Invalidated Lap ■ Personal Best ■ Session Best B Crossing the pit lane

Lap	D	Time	Sector 1	Sector 2	Sector 3	Kph	Elapsed	Lap	D	Time	Sector 1	Sector 2	Sector 3	Kph	Elapsed
5	1	2:57.947	48.180	1:23.474	46.293	141.7	15:09.886								
6	1	2:58.623	48.405	1:23.439	46.779	141.2	18:08.509								
7	1	2:59.810	48.308	1:24.871	46.631	140.2	21:08.319								
8	1	3:02.708	48.176	1:25.907	48.625	138.0	24:11.027								
9	1	4:00.549	1:10.405	1:45.514	1:04.630	104.8	28:11.576								
10	1	3:35.449	1:10.784	1:38.617	46.048	117.0	31:47.025								