


NRCC & CSCC Sports & Slicks SPA SUMMER CLASSIC Race 2

Sector Analysis

— Invalidated Lap ■ Personal Best ■ Session Best B Crossing the pit lane

Lap	D	Time	Sector 1	Sector 2	Sector 3	Kph	Elapsed	Lap	D	Time	Sector 1	Sector 2	Sector 3	Kph	Elapsed																												
3								1.Herbert MOEGLIN BMW 320i ETCC/WTCC 90s																																			
1	1	3:18.773	1:02.429	1:21.656	54.688	124.6	3:18.773	11	1	2:46.582	46.621	1:16.517	43.444	151.4	32:07.930																												
2	1	3:53.335	57.903	1:39.832	1:15.600	108.1	7:12.108	7							1.Peter BROUWER CROSSLE C9S 90s																												
3	1	3:25.101	1:00.046	1:30.934	54.121	122.9	10:37.209	1	1	3:14.517	1:02.409	1:18.862	53.246	127.4	3:14.517																												
4	1	2:57.230	52.328	1:19.912	44.990	142.3	13:34.439	2	1	3:50.859	58.574	1:40.768	1:11.517	109.2	7:05.376																												
5	1	2:53.370	49.699	1:19.197	44.474	145.4	16:27.809	3	1	3:25.240	1:02.119	1:31.440	51.681	122.9	10:30.616																												
6	1	2:52.731	49.960	1:18.219	44.515	146.0	19:20.540	4	1	2:46.596	45.899	1:17.386	43.311	151.3	13:17.212																												
7	1	2:52.148	49.960	1:18.219	43.969	146.5	22:12.688	5	1	2:44.718	45.633	1:17.125	41.960	153.1	16:01.930																												
8	1	2:53.844	50.494	1:19.260	44.090	145.0	25:06.532	6	1	2:44.072	45.461	1:16.413	42.198	153.7	18:46.002																												
9	1	2:54.696	49.720	1:19.802	45.174	144.3	28:01.228	7	1	2:43.405	45.439	1:16.179	41.787	154.3	21:29.407																												
10	1	2:53.507	49.997	1:17.408	46.102	145.3	30:54.735	8	1	2:43.938	45.767	1:16.569	41.602	153.8	24:13.345																												
4								1.Gwyn POLLARD CROSSLE C9S Proto																																			
1	1	3:02.077	53.662	1:21.243	47.172	136.1	3:02.077	9	1	2:45.026	45.155	1:16.439	43.432	152.8	26:58.371																												
2	1	3:47.439	1:00.458	1:41.169	1:05.812	110.9	6:49.516	10	1	2:43.085	45.449	1:15.579	42.057	154.6	29:41.456																												
3	1	3:28.143	1:07.823	1:26.294	54.026	121.1	10:17.659	11	1	2:43.245	44.995	1:16.041	42.209	154.5	32:24.701																												
4	1	2:46.022	46.174	1:16.632	43.216	151.9	13:03.681	9							1.Glenn DUDLEY LOLA Wright Proto																												
5	1	2:45.780	45.773	1:17.178	42.829	152.1	15:49.461	1	1	2:55.481	52.744	1:17.416	45.321	141.2	2:55.481																												
6	1	2:49.765	45.947	1:18.256	45.562	148.5	18:39.226	2	1	3:50.503	1:04.237	1:41.787	1:04.479	109.4	6:45.984																												
7	1	2:45.792	46.881	1:15.948	42.963	152.1	21:25.018	3	1	3:27.528	1:07.863	1:27.241	52.424	121.5	10:13.512																												
8	1	2:46.603	45.845	1:17.912	42.846	151.3	24:11.621	4	1	2:43.939	47.448	1:13.750	42.741	153.8	12:57.451																												
9	1	2:47.227	45.517	1:17.048	44.662	150.8	26:58.848	5	1	2:43.674	47.159	1:14.319	42.196	154.1	15:41.125																												
10	1	2:49.844	46.811	1:18.084	44.949	148.5	29:48.692	6	1	3:19.471 B	51.616	1:22.728	1:05.127	126.4	19:00.596																												
11	1	2:47.962	45.334	1:17.611	45.017	150.1	32:36.654	11							1.Steven OAKES 2.Holly BROWN CATERHAM 310R Sevens																												
5								1.Christian MANNL BMW 320i ETCC/WTCC 90s																																			
1	1	3:29.583	1:10.247	1:22.259	57.077	118.2	3:29.583	1	1	4:04.803	1:20.732	1:41.202	1:02.869	101.2	4:04.803																												
2	1	3:52.595	55.637	1:38.376	1:18.582	108.4	7:22.178	2	1	4:06.851 B	1:07.776	1:44.373	1:14.702	102.1	8:11.654																												
3	1	3:20.866	58.786	1:32.328	49.752	125.5	10:43.044	3	1	5:50.388	3:22.345	1:34.317	53.726	72.0	14:02.042																												
4	1	3:03.879	52.965	1:23.340	47.574	137.1	13:46.923	4	1	3:27.792	1:01.006	1:32.745	54.041	121.3	17:29.834																												
5	1	3:02.231	52.604	1:21.845	47.782	138.4	16:49.154	5	1	3:36.713	1:05.062	1:35.482	56.169	116.3	21:06.547																												
6	1	3:04.276	53.374	1:23.245	47.657	136.8	19:53.430	6	1	3:34.769	1:03.593	1:35.521	55.655	117.4	24:41.316																												
7	1	3:05.047	53.169	1:24.687	47.191	136.3	22:58.477	7	1	3:37.485	1:02.764	1:37.614	57.107	115.9	28:18.801																												
8	1	3:05.998	53.697	1:22.898	49.403	135.6	26:04.475	8	1	3:38.993	1:02.491	1:36.702	59.800	115.1	31:57.794																												
9	1	3:04.092	53.689	1:22.947	47.456	137.0	29:08.567	12							1.Kevin JONES NOBLE M12 RSR (T) Slicks																												
6								1.Marc HAURI BMW E30 325i Compressor Proto																																			
1	1	2:53.383	51.452	1:16.792	45.139	142.9	2:53.383	1	1	2:43.418	45.540	1:16.368	41.510	151.6	2:43.418																												
2	1	3:49.006	1:02.978	1:42.842	1:03.186	110.1	6:42.389	2	1	3:52.046	1:03.915	1:46.078	1:02.053	108.7	6:35.464																												
3	1	3:27.810	1:08.124	1:28.368	51.318	121.3	10:10.199	3	1	3:29.381	1:05.191	1:32.628	51.562	120.4	10:04.845																												
4	1	2:45.354	46.656	1:15.381	43.317	152.5	12:55.553	4	1	2:41.535	44.426	1:15.479	41.630	156.1	12:46.380																												
5	1	2:44.371	46.990	1:14.528	42.853	153.4	15:39.924	5	1	2:38.687	43.989	1:14.154	40.544	158.9	15:25.067																												
6	1	2:44.129	46.570	1:14.633	42.926	153.6	18:24.053	6	1	2:37.526	43.519	1:13.683	40.324	160.1	18:02.593																												
7	1	2:43.256	45.844	1:14.474	42.938	154.4	21:07.309	7	1	2:37.210	43.596	1:13.874	39.740	160.4	20:39.803																												
8	1	2:44.868	46.854	1:15.710	42.304	152.9	23:52.177	8	1	2:38.172	43.792	1:14.078	40.302	159.4	23:17.975																												
9	1	2:44.225	46.662	1:14.859	42.704	153.5	26:36.402	9	1	2:38.377	44.074	1:14.375	39.928	159.2	25:56.352																												
10	1	2:44.946	46.645	1:15.673	42.628	152.9	29:21.348	10	1	2:39.330	44.255	1:14.376	40.699	158.3	28:35.682																												
								11								1				2:39.004				44.394				1:14.113				40.497				158.6				31:14.686			




NRCC & CSCC Sports & Slicks SPA SUMMER CLASSIC Race 2

Sector Analysis

— Invalidated Lap ■ Personal Best ■ Session Best B Crossing the pit lane

Lap D	Time	Sector 1	Sector 2	Sector 3	Kph	Elapsed	Lap D	Time	Sector 1	Sector 2	Sector 3	Kph	Elapsed		
18 1.Tijn JILESEN PORSCHE 964 RS 80B							29 1.Andy ROBEY BMW 1 Series Open								
1	1	2:51.845	50.157	1:17.592	44.096	144.2	2:51.845	1	3:10.264	55.635	1:22.982	51.647	130.2	3:10.264	
2	1	3:48.160	1:01.192	1:44.539	1:02.429	110.5	6:40.005	2	3:48.784	58.663	1:40.863	1:09.258	110.2	6:59.048	
3	1	3:28.582	1:07.907	1:29.186	51.489	120.9	10:08.587	3	3:25.912	1:03.953	1:27.686	54.273	122.5	10:24.960	
4	1	2:45.922	47.020	1:15.786	43.116	152.0	12:54.509	4	2:53.702	48.485	1:20.045	45.172	145.2	13:18.662	
5	1	2:43.950	47.029	1:14.609	42.312	153.8	15:38.459	5	1	2:52.686	48.627	1:19.138	44.921	146.0	16:11.348
6	1	2:44.204	46.885	1:14.583	42.736	153.6	18:22.663	6	1	2:58.295	47.740	1:25.090	45.465	141.4	19:09.643
7	1	2:43.692	46.475	1:14.135	43.082	154.0	21:06.355	7	1	3:17.364	55.806			127.8	22:27.007
8	1	2:44.820	47.680	1:15.049	42.091	153.0	23:51.175	8	1	3:09.368	52.251	1:31.106	46.011	133.1	25:36.375
9	1	2:44.409	46.424	1:15.652	42.333	153.4	26:35.584	9	1	3:14.517	56.923	1:28.370	49.224	129.6	28:50.892
10	1	2:44.847	46.993	1:15.457	42.397	153.0	29:20.431	10	1	3:18.000	1:00.036	1:32.071	45.893	127.3	32:08.892
11	1	2:45.517	46.909	1:15.452	43.156	152.3	32:05.948								
19 1.Dylan POPOVIC GINETTA G50 Slicks							33 1.Mark HOBBS CROSSLE C9S Proto								
1	1	3:16.154	1:02.851	1:19.969	53.334	126.3	3:16.154	1	3:12.069	55.495	1:23.047	53.527	129.0	3:12.069	
2	1	3:51.543	58.425	1:40.149	1:12.969	108.9	7:07.697	2	3:49.182	58.590	1:40.491	1:10.101	110.0	7:01.251	
3	1	3:24.512	1:01.900	1:30.464	52.148	123.3	10:32.209	3	3:25.702	1:03.351	1:30.359	51.992	122.6	10:26.953	
4	1	2:46.584	46.542	1:17.597	42.445	151.4	13:18.793	4	2:54.736	48.271	1:20.683	45.782	144.3	13:21.689	
5	1	2:46.666	45.299	1:18.202	43.165	151.3	16:05.459	5	2:50.482	47.582	1:18.041	44.859	147.9	16:12.171	
6	1	2:41.423	44.369	1:15.397	41.657	156.2	18:46.882	6	2:53.129	48.597	1:19.634	44.898	145.6	19:05.300	
7	1	2:48.529	44.480	1:15.279	48.770	149.6	21:35.411	7	1	2:47.870	47.325	1:17.660	42.885	150.2	21:53.170
8	1	2:44.348	45.789	1:16.123	42.436	153.4	24:19.759	8	1	2:50.554	48.055	1:18.640	43.859	147.8	24:43.724
9	1	2:41.767	44.568	1:15.787	41.412	155.9	27:01.526	9	1	2:50.653	48.243	1:18.737	43.673	147.8	27:34.377
10	1	2:43.359	44.928	1:16.418	42.013	154.3	29:44.885	10	1	2:56.415	48.096	1:22.709	45.610	142.9	30:30.792
11	1	2:41.673	44.809	1:15.373	41.491	156.0	32:26.558								
21 1.Andrew CHRISTOPHER FERRARI 430 Challenge Slicks							34 1.Peter STOX PORSCHE 911GT3 RS 90s								
1	1	2:44.109	46.523	1:15.655	41.931	151.0	2:44.109	1	2:46.596	49.406	1:14.125	43.065	148.7	2:46.596	
2	1	3:51.864	1:04.266	1:45.685	1:01.913	108.7	6:35.973	2	3:51.817	1:04.647	1:44.835	1:02.335	108.8	6:38.413	
3	1	3:29.624	1:05.510	1:32.229	51.885	120.3	10:05.597	3	3:29.053	1:07.152	1:30.203	51.698	120.6	10:07.466	
4	1	2:42.025	45.554	1:13.884	42.587	155.6	12:47.622	4	1	2:41.940	46.105	1:14.053	41.782	155.7	12:49.406
5	1	2:37.945	44.862	1:12.741	40.342	159.6	15:25.567	5	1	2:42.152	46.507	1:13.943	41.702	155.5	15:31.558
6	1	2:37.721	44.322	1:13.310	40.089	159.9	18:03.288	6	1	2:42.795	46.644	1:14.645	41.506	154.9	18:14.353
7	1	2:38.809	44.370	1:12.997	41.442	158.8	20:42.097	7	1	2:42.397	46.151	1:14.476	41.770	155.3	20:56.750
8	1	4:21.436 B	1:00.859	1:54.352	1:26.225	96.4	25:03.533	8	1	2:43.708	46.596	1:14.582	42.530	154.0	23:40.458
								9	1	2:44.520	46.986	1:14.614	42.920	153.3	26:24.978
								10	1	2:43.224	46.236	1:13.994	42.994	154.5	29:08.202
								11	1	2:46.968	46.117	1:17.728	43.123	151.0	31:55.170
22 1.Marcus BICKNELL FORD Ascar Taurus V8 Proto							37 1.Jeremy ADAMS CATERHAM 420R Sevens								
1	1	3:13.958	56.278	1:23.634	54.046	127.7	3:13.958	1	2:54.397	52.728	1:16.357	45.312	142.1	2:54.397	
2	1	3:51.109	58.310	1:40.928	1:11.871	109.1	7:05.067	2	3:49.586	1:03.707	1:42.359	1:03.520	109.8	6:43.983	
3	1	3:25.130	1:01.251	1:32.060	51.819	122.9	10:30.197	3	3:27.991	1:08.295	1:27.796	51.900	121.2	10:11.974	
4	1	2:57.450	49.336	1:22.380	45.734	142.1	13:27.647	4	2:45.307	48.515	1:13.681	43.111	152.5	12:57.281	
5	1	2:55.612	48.784	1:21.600	45.228	143.6	16:23.259	5	1	2:44.240	47.462	1:14.351	42.427	153.5	15:41.521
6	1	2:56.122	49.571	1:21.627	44.924	143.2	19:19.381	6	1	2:45.328	48.340	1:13.789	43.199	152.5	18:26.849
7	1	2:58.010	49.050	1:22.309	46.651	141.6	22:17.391	7	1	2:44.419	48.141	1:13.668	42.610	153.4	21:11.268
8	1	3:02.366	51.410	1:21.679	49.277	138.3	25:19.757	8	1	2:49.713	49.921	1:16.299	43.493	148.6	24:00.981
9	1	3:06.379	51.841	1:24.898	49.640	135.3	28:26.136	9	1	2:45.472	48.784	1:14.115	42.573	152.4	26:46.453
10	1	3:09.770	52.499	1:24.700	52.571	132.9	31:35.906								



NRCC & CSCC Sports & Slicks


SPA SUMMER CLASSIC

Race 2

Sector Analysis

— Invalidated Lap ■ Personal Best ■ Session Best ■ Crossing the pit lane

Lap	D	Time	Sector 1	Sector 2	Sector 3	Kph	Elapsed	Lap	D	Time	Sector 1	Sector 2	Sector 3	Kph	Elapsed
<div style="border: 1px solid black; padding: 5px; display: inline-block; margin-bottom: 5px;">38</div> 1. John DICKSON LOTUS Evora GT4 Slicks															
10	1	2:45.399	48.774	1:13.330	43.295	152.4	29:31.852								
11	1	2:46.613	48.633	1:13.935	44.045	151.3	32:18.465								
1	1	3:21.021	1:04.175	1:20.744	56.102	123.2	3:21.021								
2	1	3:53.882	57.195	1:39.387	1:17.300	107.8	7:14.903								
3	1	3:22.614	59.250	1:30.066	53.298	124.4	10:37.517								
4	1	2:48.010	48.495	1:16.922	42.593	150.1	13:25.527								
5	1	2:46.208	46.486	1:16.677	43.045	151.7	16:11.735								
6	1	2:47.720	47.356	1:17.670	42.694	150.3	18:59.455								
7	1	2:47.775	48.064	1:17.096	42.615	150.3	21:47.230								
8	1	2:49.025	47.968	1:16.843	44.214	149.2	24:36.255								
9	1	2:46.166	47.370	1:16.570	42.226	151.7	27:22.421								
10	1	2:46.071	47.828	1:16.317	41.926	151.8	30:08.492								
11	1	2:48.436	47.403	1:17.454	43.579	149.7	32:56.928								
<div style="border: 1px solid black; padding: 5px; display: inline-block; margin-bottom: 5px;">39</div> 1. Rene JENSEN BMW 540i 90s															
1	1	3:16.974	1:00.068	1:22.475	54.431	125.8	3:16.974								
2	1	3:52.855	58.229	1:40.096	1:14.530	108.3	7:09.829								
3	1	3:24.766	1:00.582	1:30.661	53.523	123.1	10:34.595								
4	1	3:13.805	B 51.379	1:23.802	58.624	130.1	13:48.400								
5	1	8:21.773	6:10.957	1:23.102	47.714	50.3	22:10.173								
6	1	3:03.124	52.282	1:23.552	47.290	137.7	25:13.297								
7	1	3:03.946	52.547	1:22.983	48.416	137.1	28:17.243								
8	1	3:03.242	51.933	1:21.468	49.841	137.6	31:20.485								
<div style="border: 1px solid black; padding: 5px; display: inline-block; margin-bottom: 5px;">40</div> 1. Nick STOX BMW M3 E30 80B															
1	1	3:10.955	56.808	1:22.209	51.938	129.7	3:10.955								
2	1	3:48.797	58.838	1:40.531	1:09.428	110.2	6:59.752								
3	1	3:25.730	1:04.101	1:27.468	54.161	122.6	10:25.482								
4	1	2:57.113	49.772	1:22.128	45.213	142.4	13:22.595								
5	1	2:53.330	49.547	1:18.610	45.173	145.5	16:15.925								
6	1	2:52.856	50.195	1:18.000	44.661	145.9	19:08.781								
7	1	2:52.028	50.196	1:17.887	43.945	146.6	22:00.809								
8	1	2:51.821	50.018	1:17.723	44.080	146.7	24:52.630								
9	1	2:51.743	49.928	1:17.805	44.010	146.8	27:44.373								
10	1	2:52.082	49.865	1:18.130	44.087	146.5	30:36.455								
<div style="border: 1px solid black; padding: 5px; display: inline-block; margin-bottom: 5px;">42</div> 1. Richard CARTER CATERHAM R300 Sevens															
1	1	2:44.789	48.133	1:14.508	42.148	150.3	2:44.789								
2	1	3:52.123	1:04.550	1:45.479	1:02.094	108.6	6:36.912								
3	1	3:28.876	1:05.591	1:31.811	51.474	120.7	10:05.788								
4	1	2:41.576	46.101	1:13.981	41.494	156.1	12:47.364								
5	1	2:40.335	45.978	1:13.205	41.152	157.3	15:27.699								
6	1	2:39.733	45.398	1:12.976	41.359	157.9	18:07.432								
7	1	2:41.135	46.157	1:13.551	41.427	156.5	20:48.567								
<div style="border: 1px solid black; padding: 5px; display: inline-block; margin-bottom: 5px;">46</div> 1. Stephen NUTTALL CATERHAM Supersport Sevens															
1	1	2:33.998	43.225	1:10.885	39.888	160.9	2:33.998								
2	1	3:58.384	1:11.016	1:46.072	1:01.296	105.8	6:32.382								
3	1	3:29.064	1:04.747	1:33.705	50.612	120.6	10:01.446								
4	1	2:32.333	42.720	1:10.457	39.156	165.5	12:33.779								
5	1	2:32.198	42.726	1:10.241	39.231	165.7	15:05.977								
6	1	2:32.963	42.946	1:10.593	39.424	164.8	17:38.940								
7	1	2:32.862	42.752	1:10.761	39.349	164.9	20:11.802								
8	1	2:34.196	42.431	1:12.051	39.714	163.5	22:45.998								
9	1	2:36.704	44.019	1:12.827	39.858	160.9	25:22.702								
10	1	2:33.492	43.560	1:10.607	39.325	164.3	27:56.194								
11	1	2:33.144	43.518	1:10.215	39.411	164.6	30:29.338								
<div style="border: 1px solid black; padding: 5px; display: inline-block; margin-bottom: 5px;">48</div> 1. Matthew SNOWBALL PLYMOUTH Cuda Slicks															
1	1	3:28.309	1:02.875	1:28.798	56.636	118.9	3:28.309								
2	1	3:52.285	55.884	1:38.485	1:17.916	108.5	7:20.594								
3	1	3:21.684	59.440	1:32.354	49.890	125.0	10:42.278								
4	1	3:10.102	52.210	1:30.311	47.581	132.6	13:52.380								
5	1	3:03.136	52.411	1:23.601	47.124	137.7	16:55.516								
6	1	3:04.954	51.968	1:24.780	48.206	136.3	20:00.470								
7	1	3:04.599	52.366	1:24.965	47.268	136.6	23:05.069								
8	1	3:03.867	51.473	1:25.238	47.156	137.1	26:08.936								
9	1	3:04.585	51.871	1:23.974	48.740	136.6	29:13.521								
10	1	3:06.591	51.440	1:25.000	50.151	135.1	32:20.112								
<div style="border: 1px solid black; padding: 5px; display: inline-block; margin-bottom: 5px;">51</div> 1. David HARVEY LOTUS 340R (S/C) Slicks															
1	1	2:55.877	53.063	1:17.509	45.305	140.9	2:55.877								
2	1	3:50.827	1:04.361	1:41.837	1:04.629	109.2	6:46.704								
3	1	3:27.122	1:08.047	1:26.857	52.218	121.7	10:13.826								
4	1	2:41.695	45.163	1:15.002	41.530	155.9	12:55.521								
5	1	2:42.907	45.771	1:14.600	42.536	154.8	15:38.428								
6	1	2:43.642	45.190	1:15.621	42.831	154.1	18:22.070								
7	1	2:41.961	45.560	1:14.306	42.095	155.7	21:04.031								
8	1	2:41.841	45.781	1:14.192	41.868	155.8	23:45.872								
9	1	2:42.399	45.598	1:14.436	42.365	155.3	26:28.271								
10	1	2:42.244	45.328	1:14.250	42.666	155.4	29:10.515								
11	1	2:43.208	45.037	1:15.500	42.671	154.5	31:53.723								
<div style="border: 1px solid black; padding: 5px; display: inline-block; margin-bottom: 5px;">54</div> 1. Leonard BATENBURG BMW M3 E30 80B															
1	1	2:55.211	52.562	1:17.625	45.024	141.4	2:55.211								
2	1	3:50.198	1:03.524	1:42.281	1:04.393	109.5	6:45.409								
3	1	3:27.352	1:07.494	1:27.786	52.072	121.6	10:12.761								
4	1	2:45.897	47.690	1:15.456	42.751	152.0	12:58.658								
5	1	2:44.424	47.482	1:14.383	42.559	153.3	15:43.082								
6	1	2:46.207	47.583	1:15.624	43.000	151.7	18:29.289								
7	1	2:45.247	48.255	1:14.441	42.551	152.6	21:14.536								
8	1	2:46.278	48.787	1:15.019	42.472	151.6	24:00.814								



NRCC & CSCC Sports & Slicks SPA SUMMER CLASSIC Race 2

Sector Analysis

— Invalidated Lap ■ Personal Best ■ Session Best B Crossing the pit lane

Lap	D	Time	Sector 1	Sector 2	Sector 3	Kph	Elapsed	Lap	D	Time	Sector 1	Sector 2	Sector 3	Kph	Elapsed
9	1	2:45.512	47.943	1:14.926	42.643	152.3	26:46.326	7	1	2:48.513	46.896	1:18.549	43.068	149.6	21:56.119
10	1	2:48.549	50.309	1:15.484	42.756	149.6	29:34.875	8	1	2:50.751	47.116	1:19.521	44.114	147.7	24:46.870
11	1	2:45.184	47.312	1:15.188	42.684	152.6	32:20.059	9	1	2:50.908	48.258	1:18.944	43.706	147.5	27:37.778
								10	1	2:50.389	47.086	1:19.471	43.832	148.0	30:28.167

60		1.Douglas WATSON		FERRARI 458 Challenge		Slicks	
1	1	2:50.388	49.709	1:17.584	43.095	145.4	2:50.388
2	1	3:48.660	1:01.432	1:45.022	1:02.206	110.3	6:39.048
3	1	3:28.805	1:07.236	1:30.131	51.438	120.8	10:07.853
4	1	2:45.610	46.895	1:15.999	42.716	152.3	12:53.463
5	1	2:43.798	45.807	1:15.797	42.194	153.9	15:37.261
6	1	2:43.709	45.909	1:15.465	42.335	154.0	18:20.970
7	1	2:42.320	45.572	1:14.770	41.978	155.3	21:03.290
8	1	2:41.825	45.328	1:14.719	41.778	155.8	23:45.115
9	1	2:42.361	45.661	1:14.826	41.874	155.3	26:27.476
10	1	2:42.226	45.452	1:14.678	42.096	155.4	29:09.702
11	1	2:43.830	44.787	1:16.277	42.766	153.9	31:53.532

67		1.Gavin CRAWFORD		CATERHAM 7 Supersport		Sevens	
1	1	3:15.115	58.490	1:21.900	54.725	127.0	3:15.115
2	1	3:51.356	58.602	1:40.334	1:12.420	109.0	7:06.471
3	1	3:25.268	1:02.533	1:30.324	52.411	122.8	10:31.739
4	1	3:00.915	53.389	1:20.103	47.423	139.4	13:32.654
5	1	3:00.894	52.866	1:20.753	47.275	139.4	16:33.548
6	1	3:03.927	52.966	1:23.418	47.543	137.1	19:37.475
7	1	3:01.037	52.728	1:20.405	47.904	139.3	22:38.512
8	1	2:58.646	52.477	1:19.987	46.182	141.1	25:37.158
9	1	3:00.476	53.064	1:20.553	46.859	139.7	28:37.634
10	1	2:58.904	52.199	1:19.958	46.747	140.9	31:36.538

70		1.Martyn DOLAN		CATERHAM 7		Sevens	
1	1	3:24.711	1:01.932	1:25.288	57.491	121.0	3:24.711
2	1	3:54.094	56.471	1:38.123	1:19.500	107.7	7:18.805
3	1	3:20.715	57.819	1:30.634	52.262	125.6	10:39.520
4	1	3:00.097	52.512	1:21.458	46.127	140.0	13:39.617
5	1	2:57.341	51.650	1:19.169	46.522	142.2	16:36.958
6	1	3:00.102	51.999	1:20.672	47.431	140.0	19:37.060
7	1	3:00.470	53.232	1:20.740	46.498	139.7	22:37.530
8	1	2:58.318	52.415	1:19.633	46.270	141.4	25:35.848
9	1	2:58.837	52.626	1:18.352	47.859	141.0	28:34.685
10	1	3:02.178	52.472	1:21.605	48.101	138.4	31:36.863


73		1.Matthew SANDERS 2.Jack LAYTON		BMW M3 E46		Slicks	
1	1	3:07.043	51.367	1:25.955	49.721	132.5	3:07.043
2	1	3:47.790	58.748	1:41.195	1:07.847	110.7	6:54.833
3	1	3:26.678	1:05.335	1:26.872	54.471	122.0	10:21.511
4	1	2:56.706	47.484	1:21.587	47.635	142.7	13:18.217
5	1	2:56.940	47.966	1:23.950	45.024	142.5	16:15.157
6	1	2:52.449	48.130	1:20.512	43.807	146.2	19:07.606

74		1.Dominic MALONE		BMW M3 E90 WTCC		Slicks	
1	1	2:52.646	51.779	1:16.653	44.214	143.5	2:52.646
2	1	3:48.524	1:01.936	1:43.949	1:02.639	110.3	6:41.170
3	1	3:28.366	1:07.772	1:29.370	51.224	121.0	10:09.536
4	1	2:44.557	46.236	1:15.331	42.990	153.2	12:54.093
5	1	2:44.131	45.762	1:15.661	42.708	153.6	15:38.224
6	1	2:43.814	45.818	1:15.470	42.526	153.9	18:22.038
7	1	2:41.780	45.726	1:13.830	42.224	155.9	21:03.818
8	1	2:42.663	48.155	1:12.832	41.676	155.0	23:46.481
9	1	2:41.746	45.618	1:14.083	42.045	155.9	26:28.227
10	1	2:42.762	45.611	1:14.251	42.900	154.9	29:10.989
11	1	2:43.378	45.655	1:14.673	43.050	154.3	31:54.367

84		1.Mathijs BAKKER 2.Joshua KREUGER		DODGE Viper GTS 90s			
1	1	3:20.388	1:08.608	1:16.604	55.176	123.6	3:20.388
2	1	3:53.720	57.316	1:39.267	1:17.137	107.9	7:14.108
3	1	3:23.176	59.107	1:30.333	53.736	124.1	10:37.284
4	1	2:41.759	44.440	1:15.038	42.281	155.9	13:19.043
5	1	2:37.640	43.662	1:13.333	40.645	159.9	15:56.683
6	1	2:33.731	43.364	1:11.206	39.161	164.0	18:30.414
7	1	2:35.344	44.156	1:11.024	40.164	162.3	21:05.758
8	1	2:33.868	43.714	1:11.143	39.011	163.9	23:39.626
9	1	2:31.546	43.166	1:09.785	38.595	166.4	26:11.172
10	1	2:34.772	43.212	1:10.187	41.373	162.9	28:45.944
11	1	2:35.391	42.681	1:10.904	41.806	162.3	31:21.335

89		1.Bruce WILSON		CATERHAM CSR Superlight		Sevens	
1	1	2:58.755	53.116	1:20.781	44.858	138.6	2:58.755
2	1	3:50.110	1:02.630	1:41.868	1:05.612	109.6	6:48.865
3	1	3:27.300	1:07.574	1:26.456	53.270	121.6	10:16.165
4	1	2:52.591	48.124	1:18.017	46.450	146.1	13:08.756
5	1	2:58.672	51.834	1:21.390	45.448	141.1	16:07.428
6	1	2:53.876	48.920	1:20.096	44.860	145.0	19:01.304
7	1	2:51.246	49.317	1:18.046	43.883	147.2	21:52.550
8	1	2:53.626	49.005	1:20.232	44.389	145.2	24:46.176
9	1	2:52.182	49.420	1:18.867	43.895	146.4	27:38.358
10	1	2:51.439	49.115	1:18.252	44.072	147.1	30:29.797

93		1.Robert SINGLETON		CATERHAM C400		Sevens	
1	1	3:04.598	56.415	1:20.147	48.036	134.2	3:04.598
2	1	3:47.813	59.310	1:41.244	1:07.259	110.7	6:52.411
3	1	3:26.578	1:06.205	1:26.731	53.642	122.1	10:18.989
4	1	2:39.435	45.458	1:12.579	41.398	158.1	12:58.424



NRCC & CSCC Sports & Slicks SPA SUMMER CLASSIC Race 2

Sector Analysis

— Invalidated Lap ■ Personal Best ■ Session Best **B** Crossing the pit lane

Lap	D	Time	Sector 1	Sector 2	Sector 3	Kph	Elapsed	Lap	D	Time	Sector 1	Sector 2	Sector 3	Kph	Elapsed
5	1	2:40.149	45.749	1:13.185	41.215	157.4	15:38.573	2	1	3:47.225	58.857	1:40.998	1:07.370	111.0	6:53.411
6	1	2:42.568	45.342	1:14.844	42.382	155.1	18:21.141	3	1	3:26.348	1:06.130	1:26.577	53.641	122.2	10:19.759
7	1	2:39.809	45.189	1:13.055	41.565	157.8	21:00.950	4	1	2:48.651	48.027	1:17.234	43.390	149.5	13:08.410
8	1	2:40.901	45.506	1:13.807	41.588	156.7	23:41.851	5	1	2:49.836	48.894	1:16.483	44.459	148.5	15:58.246
9	1	2:42.217	46.874	1:13.484	41.859	155.4	26:24.068	6	1	2:49.760	48.134	1:16.908	44.718	148.5	18:48.006
10	1	2:39.885	44.807	1:14.010	41.068	157.7	29:03.953	7	1	2:48.539	48.009	1:16.742	43.788	149.6	21:36.545
11	1	2:43.153	45.075	1:15.211	42.867	154.5	31:47.106	8	1	2:48.698	48.364	1:16.373	43.961	149.5	24:25.243
								9	1	2:49.238	48.574	1:17.083	43.581	149.0	27:14.481
								10	1	2:48.529	48.146	1:16.551	43.832	149.6	30:03.010
								11	1	2:48.458	48.120	1:16.336	44.002	149.7	32:51.468

99

1. Peter FRENCH
CATERHAM Superlight R400
Sevens

1	1	3:23.639	1:00.565	1:26.327	56.747	121.7	3:23.639
2	1	3:53.317	56.226	1:38.858	1:18.233	108.1	7:16.956
3	1	3:21.614	58.389	1:31.477	51.748	125.1	10:38.570
4	1	3:02.331	51.710	1:24.035	46.586	138.3	13:40.901
5	1	2:57.310	49.844	1:21.598	45.868	142.2	16:38.211
6	1	2:57.500	49.616	1:21.406	46.478	142.1	19:35.711
7	1	2:57.424	49.987	1:20.980	46.457	142.1	22:33.135
8	1	3:00.220	51.112	1:22.115	46.993	139.9	25:33.355
9	1	3:00.984	51.131	1:21.890	47.963	139.3	28:34.339
10	1	3:02.242	51.652	1:22.411	48.179	138.4	31:36.581

104

1. Morgan SHORT
2. Martin SHORT
MOSLER MT900R
Slicks

1	1	2:36.816	43.928	1:12.429	40.459	158.0	2:36.816
2	1	3:58.140	1:09.798	1:46.093	1:02.249	105.9	6:34.956
3	1	3:28.784	1:04.812	1:32.933	51.039	120.8	10:03.740
4	1	2:32.073	42.981	1:10.471	38.621	165.8	12:35.813
5	1	2:32.623	42.488	1:10.744	39.391	165.2	15:08.436
6	1	2:29.703	41.668	1:09.762	38.273	168.4	17:38.139
7	1	2:30.160	42.459	1:09.103	38.598	167.9	20:08.299
8	1	2:31.639	42.380	1:10.640	38.619	166.3	22:39.938
9	1	2:33.943	43.459	1:11.335	39.149	163.8	25:13.881
10	1	2:33.220	42.013	1:12.332	38.875	164.6	27:47.101
11	1	2:34.174	42.618	1:11.777	39.779	163.5	30:21.275

139

1. Christian NOWAK
CN- Cobra
Proto

1	1	2:36.185	43.598	1:12.507	40.080	158.6	2:36.185
2	1	3:57.266	1:09.649	1:46.038	1:01.579	106.3	6:33.451
3	1	3:29.517	1:05.440	1:32.919	51.158	120.3	10:02.968
4	1	2:33.044	42.223	1:11.233	39.588	164.8	12:36.012
5	1	2:32.053	41.819	1:10.958	39.276	165.8	15:08.065
6	1	2:32.804	41.968	1:11.271	39.565	165.0	17:40.869
7	1	2:32.546	42.332	1:10.823	39.391	165.3	20:13.415
8	1	2:34.284	42.163	1:12.568	39.553	163.4	22:47.699
9	1	2:35.114	42.625	1:12.141	40.348	162.6	25:22.813
10	1	2:33.314	42.407	1:10.777	40.130	164.5	27:56.127
11	1	2:32.810	42.203	1:10.438	40.169	165.0	30:28.937

148

1. Bas JANSEN
BMW M3 E30
80B

1	1	3:06.186	55.460	1:21.243	49.483	133.1	3:06.186
---	---	----------	--------	----------	--------	-------	----------

161

1. Harrie WILLEMS
PORSCHE 944
80B

1	1	3:33.710	1:08.793	1:24.749	1:00.168	115.9	3:33.710
2	1	3:50.522	55.769	1:35.437	1:19.316	109.4	7:24.232
3	1	3:21.196	57.899	1:32.723	50.574	125.3	10:45.428
4	1	3:05.411	54.034	1:23.835	47.542	136.0	13:50.839
5	1	3:02.876	53.317	1:21.964	47.595	137.9	16:53.715
6	1	3:01.368	53.206	1:21.259	46.903	139.0	19:55.083
7	1	3:02.130	52.453	1:22.801	46.876	138.4	22:57.213
8	1	3:01.272	53.390	1:20.505	47.377	139.1	25:58.485
9	1	3:01.191	53.360	1:20.700	47.131	139.2	28:59.676
10	1	3:03.356	52.935	1:22.812	47.609	137.5	32:03.032

172

1. Robert COOPER
CATERHAM Supersport
Sevens

1	1	3:26.318	1:09.528	1:19.725	57.065	120.1	3:26.318
2	1	3:53.769	56.484	1:37.809	1:19.476	107.9	7:20.087
3	1	3:20.321	57.848	1:31.106	51.367	125.9	10:40.408
4	1	2:58.158	53.419	1:18.156	46.583	141.5	13:38.566
5	1	2:56.434	52.603	1:17.192	46.639	142.9	16:35.000
6	1	2:57.502	52.117	1:19.077	46.308	142.0	19:32.502
7	1	2:56.109	52.653	1:16.965	46.491	143.2	22:28.611
8	1	2:58.901	54.089	1:18.702	46.110	140.9	25:27.512
9	1	2:55.992	52.828	1:16.376	46.788	143.3	28:23.504
10	1	3:00.106	54.275	1:17.918	47.913	140.0	31:23.610


177

1. Tom LENTHALL
JAGUAR XJS
Open

1	1	3:25.522	1:03.671	1:25.310	56.541	120.5	3:25.522
2	1	3:53.641	56.556	1:37.970	1:19.115	107.9	7:19.163
3	1	3:20.876	57.880	1:31.350	51.646	125.5	10:40.039
4	1	3:02.411	51.503	1:23.035	47.873	138.2	13:42.450
5	1	3:01.257	51.625	1:22.842	46.790	139.1	16:43.707
6	1	3:00.401	51.073	1:22.568	46.760	139.8	19:44.108
7	1	3:01.754	51.786	1:22.438	47.530	138.7	22:45.862
8	1	3:00.883	51.421	1:22.605	46.857	139.4	25:46.745
9	1	3:03.084	51.523	1:23.858	47.703	137.7	28:49.829
10	1	3:01.000	51.822	1:22.133	47.045	139.3	31:50.829

186

1. Marshall GROVES
VAUXHALL Vectra Challenge
Slicks



NRCC & CSCC Sports & Slicks SPA SUMMER CLASSIC

Race 2

Sector Analysis

— Invalidated Lap
 ■ Personal Best
 ■ Session Best
 ■ Crossing the pit lane

Lap	D	Time	Sector 1	Sector 2	Sector 3	Kph	Elapsed	Lap	D	Time	Sector 1	Sector 2	Sector 3	Kph	Elapsed
-----	---	------	----------	----------	----------	-----	---------	-----	---	------	----------	----------	----------	-----	---------

1	1	3:08.260	56.035	1:22.095	50.130	131.6	3:08.260
2	1	3:49.439	59.481	1:40.721	1:09.237	109.9	6:57.699
3	1	3:25.475	1:04.087	1:26.828	54.560	122.7	10:23.174
4	1	2:51.071	49.002	1:17.920	44.149	147.4	13:14.245
5	1	2:52.147	49.057	1:18.320	44.770	146.5	16:06.392
6	1	2:49.444	48.318	1:17.135	43.991	148.8	18:55.836
7	1	2:50.947	48.661	1:17.849	44.437	147.5	21:46.783
8	1	2:50.874	49.523	1:17.174	44.177	147.6	24:37.657
9	1	2:50.584	48.823	1:17.365	44.396	147.8	27:28.241
10	1	2:50.920	49.096	1:17.619	44.205	147.5	30:19.161
11	1	2:50.139	48.826	1:17.395	43.918	148.2	33:09.300

241

1. William REDMAN
2. Charles REDMAN

CATERHAM 420R
Sevens

1	1	3:08.947	54.987	1:22.801	51.159	131.1	3:08.947
2	1	3:49.224	59.177	1:40.872	1:09.175	110.0	6:58.171
3	1	3:25.647	1:04.253	1:27.135	54.259	122.6	10:23.818
4	1	2:56.441	50.645	1:19.963	45.833	142.9	13:20.259
5	1	2:55.971	50.640	1:19.534	45.797	143.3	16:16.230
6	1	2:54.194	50.424	1:18.547	45.223	144.7	19:10.424
7	1	2:55.719	52.065	1:18.921	44.733	143.5	22:06.143
8	1	2:56.506	51.855	1:19.437	45.214	142.9	25:02.649
9	1	2:57.556	52.426	1:20.406	44.724	142.0	28:00.205
10	1	2:55.836	51.679	1:19.289	44.868	143.4	30:56.041

262

1. Hemmo VRIEND

BMW Z3
90s

1	1	3:31.999	1:05.332	1:27.813	58.854	116.9	3:31.999
2	1	3:51.786	54.100	1:38.227	1:19.459	108.8	7:23.785
3	1	3:20.648	57.816	1:32.602	50.230	125.7	10:44.433
4	1	3:04.854	51.799	1:25.904	47.151	136.4	13:49.287
5	1	3:01.505	51.109	1:23.282	47.114	138.9	16:50.792
6	1	3:01.081	51.661	1:22.640	46.780	139.2	19:51.873
7	1	3:00.330	51.306	1:21.536	47.488	139.8	22:52.203
8	1	2:59.057	51.386	1:21.334	46.337	140.8	25:51.260
9	1	3:00.855	51.658	1:21.517	47.680	139.4	28:52.115
10	1	3:03.766	51.470	1:21.627	50.669	137.2	31:55.881

360

1. Jeroen VELDHUIS

FERRARI 360 Challenge
90s

1	1	3:04.011	54.591	1:21.393	48.027	134.6	3:04.011
2	1	3:46.996	59.030	1:41.506	1:06.460	111.1	6:51.007
3	1	3:27.948	1:06.996	1:26.788	54.164	121.3	10:18.955
4	1	2:51.183	48.355	1:18.925	43.903	147.3	13:10.138
5	1	2:49.195	48.137	1:16.921	44.137	149.0	15:59.333
6	1	2:51.341	47.515	1:20.089	43.737	147.2	18:50.674
7	1	2:47.552	47.289	1:16.492	43.771	150.5	21:38.226
8	1	2:47.424	47.256	1:16.809	43.359	150.6	24:25.650
9	1	2:48.005	47.797	1:16.905	43.303	150.1	27:13.655
10	1	2:46.460	47.269	1:16.057	43.134	151.5	30:00.115
11	1	2:47.648	47.326	1:16.397	43.925	150.4	32:47.763

386

1. Daniel PETTERS

PORSCHE 911 997 GT3 Cup
Slicks

1	1	2:45.901	47.928	1:14.835	43.138	149.3	2:45.901
2	1	3:51.828	1:04.278	1:45.301	1:02.249	108.8	6:37.729
3	1	3:28.980	1:05.738	1:31.530	51.712	120.7	10:06.709
4	1	2:40.192	44.669	1:13.945	41.578	157.4	12:46.901
5	1	2:39.314	46.194	1:12.472	40.648	158.3	15:26.215
6	1	2:37.769	44.589	1:12.718	40.462	159.8	18:03.984
7	1	2:37.860	44.162	1:12.842	40.856	159.7	20:41.844
8	1	2:37.143	44.502	1:12.402	40.239	160.5	23:18.987
9	1	2:38.906	44.179	1:13.709	41.018	158.7	25:57.893
10	1	2:38.638	44.319	1:13.235	41.084	158.9	28:36.531
11	1	2:39.386	44.735	1:13.378	41.273	158.2	31:15.917

391

1. Nigel MUSTILL

VOLVO S80
Slicks

1	1	3:12.811	1:01.698	1:18.682	52.431	128.5	3:12.811
2	1	3:49.843	59.032	1:40.028	1:10.783	109.7	7:02.654
3	1	3:26.303	1:03.757	1:30.455	52.091	122.2	10:28.957
4	1	2:46.473	46.214	1:16.265	43.994	151.5	13:15.430
5	1	3:09.824 B	45.320	1:20.364	1:04.140	132.8	16:25.254

721

1. John SAUNDERS
2. Matt SPARK

PORSCHE 911 966 Supercup GT3
Slicks


1	1	2:57.915	54.534	1:19.669	43.712	139.3	2:57.915
2	1	3:49.346	1:02.727	1:41.957	1:04.662	109.9	6:47.261
3	1	3:27.571	1:08.031	1:26.638	52.902	121.5	10:14.832
4	1	2:45.037	46.613	1:15.296	43.128	152.8	12:59.869
5	1	2:44.291	46.722	1:15.435	42.134	153.5	15:44.160
6	1	2:44.529	46.162	1:15.333	43.034	153.3	18:28.689
7	1	2:45.123	46.714	1:15.742	42.667	152.7	21:13.812
8	1	2:46.298	47.070	1:16.490	42.738	151.6	24:00.110
9	1	2:45.562	47.322	1:15.877	42.363	152.3	26:45.672
10	1	2:45.037	46.746	1:15.448	42.843	152.8	29:30.709
11	1	2:46.380	46.957	1:16.234	43.189	151.5	32:17.089

771

1. Perry WADDAMS

TVR Sagaris GTF
Slicks

1	1	3:17.722	1:03.642	1:20.749	53.331	125.3	3:17.722
2	1	3:53.229	58.276	1:40.034	1:14.919	108.1	7:10.951
3	1	3:23.943	1:00.394	1:30.876	52.673	123.6	10:34.894
4	1	2:46.183	46.343	1:16.335	43.505	151.7	13:21.077
5	1	2:46.306	45.488	1:16.017	44.801	151.6	16:07.383
6	1	2:57.865	48.213	1:23.697	45.955	141.8	19:05.248
7	1	2:49.501	48.132	1:17.851	43.518	148.8	21:54.749
8	1	2:49.082	46.334	1:19.561	43.187	149.1	24:43.831
9	1	2:42.458	45.543	1:15.778	41.137	155.2	27:26.289
10	1	2:42.508	45.861	1:15.170	41.477	155.2	30:08.797
11	1	2:45.256	45.097	1:15.540	44.619	152.6	32:54.053



NRCC & CSCC Sports & Slicks SPA SUMMER CLASSIC Race 2

Sector Analysis

— Invalidated Lap ■ Personal Best ■ Session Best B Crossing the pit lane

Lap	D	Time	Sector 1	Sector 2	Sector 3	Kph	Elapsed	Lap	D	Time	Sector 1	Sector 2	Sector 3	Kph	Elapsed
BMW M3 E92 GT4															
861		1. Kevin BIRD Slicks													
		2. Charles HYDE													
1	1	2:54.642	52.039	1:16.810	45.793	141.9	2:54.642								
2	1	3:48.633	1:02.457	1:42.708	1:03.468	110.3	6:43.275								
3	1	3:28.394	1:07.977	1:28.244	52.173	121.0	10:11.669								
4	1	2:45.105	46.852	1:15.187	43.066	152.7	12:56.774								
5	1	2:44.084	46.321	1:15.487	42.276	153.7	15:40.858								
6	1	2:45.595	46.978	1:15.704	42.913	152.3	18:26.453								
7	1	2:44.230	46.630	1:15.370	42.230	153.5	21:10.683								
8	1	2:47.164	49.284	1:15.145	42.735	150.8	23:57.847								
9	1	2:45.110	46.713	1:15.361	43.036	152.7	26:42.957								
10	1	2:45.390	48.164	1:14.983	42.243	152.5	29:28.347								
11	1	2:45.863	46.672	1:16.364	42.827	152.0	32:14.210								
Porsche 996 GT3 Cup															
911		1. Raphaël DE BORMAN 90s													
		2. Geoffrey BOUILLON													
1	1	3:07.606	54.957	1:22.545	50.104	132.1	3:07.606								
2	1	3:48.675	59.100	1:41.032	1:08.543	110.3	6:56.281								
3	1	3:25.931	1:04.657	1:26.843	54.431	122.4	10:22.212								
4	1	2:46.820	46.311	1:17.929	42.580	151.1	13:09.032								
5	1	2:45.516	47.033	1:16.347	42.136	152.3	15:54.548								
6	1	2:43.825	46.006	1:15.802	42.017	153.9	18:38.373								
7	1	2:45.109	47.361	1:15.687	42.061	152.7	21:23.482								
8	1	2:42.476	45.903	1:14.884	41.689	155.2	24:05.958								
9	1	2:41.759	45.602	1:14.919	41.238	155.9	26:47.717								
10	1	2:44.042	45.819	1:14.872	43.351	153.7	29:31.759								
11	1	2:46.011	45.865	1:16.690	43.456	151.9	32:17.770								