




September 29, 30
October 1, 2
2022



9-Belcar Historic Cup SPA SIX HOURS Qualifying


Sector Analysis

— Invalidated Lap ■ Personal Best ■ Session Best ■ Crossing the pit lane

Lap	D	Time	Sector 1	Sector 2	Sector 3	T.Spd	Elapsed	Lap	D	Time	Sector 1	Sector 2	Sector 3	T.Spd	Elapsed	
1	1.Bas VAN ELDEREN FORD Escort RS1600 1C							4	1	3:48.100	B	57.493	1:31.227	1:19.380	141.0	18:40.646
	5	1	7:11.033		4:52.703	1:28.651	49.679	143.8	25:51.679							
	6	1	3:13.937		55.332	1:28.983	49.622	153.8	29:05.616							
	7	1	4:11.026	B	54.885	1:45.890	1:30.251	128.7	33:16.642							
	1	1	5:27.457	B	2:35.221	1:29.431	1:22.805	135.3	5:27.457							
	2	1	8:02.501		5:47.819	1:26.273	48.409	161.0	13:29.958							
	3	1	3:04.921		53.143	1:23.509	48.269	179.4	16:34.879							
	4	1	4:56.340	B	1:09.640	1:47.279	1:59.421	121.9	21:31.219							
5	1	5:07.195		2:56.113	1:23.407	47.675	175.9	26:38.414								
6	1	3:04.284		52.586	1:22.726	48.972	190.5	29:42.698								
7	1	4:21.905	B	1:04.123	1:48.893	1:28.889	137.6	34:04.603								
2	1.Luc MOORTGAT PORSCHE 964 3E							1	1	3:06.654		51.762	1:29.391	45.501	133.0	3:06.654
	2	1	3:30.241	B	47.986	1:30.672	1:11.583	196.4	6:36.895							
	3	1	6:46.101		4:41.177	1:21.486	43.438	171.2	13:22.996							
	4	1	2:43.305		46.476	1:15.876	40.953	205.7	16:06.301							
	5	1	4:37.452	B	59.984	2:01.083	1:36.385	93.9	20:43.753							
	6	1	5:07.760		3:04.158	1:20.526	43.076	180.0	25:51.513							
	7	1	2:46.766		46.860	1:18.266	41.640	211.8	28:38.279							
	8	1	3:44.324	B	46.071	1:42.324	1:15.929	225.0	32:22.603							
3	1.Samuel VERHEGGEN MERCEDES 190 2.5-16V 3D							1	1	3:39.651		1:16.835	1:32.347	50.469	149.4	3:39.651
	1	1	3:39.651		1:16.835	1:32.347	50.469	149.4	3:39.651							
4	1.Guy FRANCOIS NISSAN Primera BTCC 4C							1	1	5:05.906	B	2:10.795	1:32.638	1:22.473	133.5	5:05.906
	2	1	9:12.069	B	6:15.070	1:31.039	1:25.960	112.3	14:17.975							
	3	1	12:47.433		...	1:24.565	46.319	170.3	27:05.408							
	4	1	2:56.929		51.326	1:19.320	46.283	184.0	30:02.337							
	5	1	4:30.169	B	1:05.429	1:47.164	1:37.576	133.7	34:32.506							
	1	1	5:05.906	B	2:10.795	1:32.638	1:22.473	133.5	5:05.906							
5	1.Evertjan ALDERS BMW E30 329i 3E							1	1	3:29.968		1:00.598	1:36.127	53.243	138.8	3:29.968
	2	1	3:58.871	B	59.430	1:40.748	1:18.693	126.3	7:28.839							
	3	1	6:10.370		4:05.184	1:19.201	45.985	186.5	13:39.209							
	4	1	2:50.866		49.610	1:18.270	42.986	175.3	16:30.075							
	5	1	4:56.171	B	1:13.664	1:47.068	1:55.439	118.7	21:26.246							
	6	1	4:58.761		2:55.578	1:18.501	44.682	195.7	26:25.007							
	7	1	2:54.578		50.061	1:20.008	44.509	174.5	29:19.585							
	8	1	4:16.462	B	54.286	1:51.391	1:30.785	127.5	33:36.047							
	1	1	3:29.968		1:00.598	1:36.127	53.243	138.8	3:29.968							
	2	1	3:58.871	B	59.430	1:40.748	1:18.693	126.3	7:28.839							
	3	1	6:10.370		4:05.184	1:19.201	45.985	186.5	13:39.209							
6	1.Guy DE BAER FORD GT40 2E							1	1	4:05.084		1:39.040	1:33.088	52.956	117.6	4:05.084
	2	1	7:00.627	B	1:26.109	1:45.190	3:49.328	117.4	11:05.711							
	3	1	3:46.835		1:23.377	1:33.078	50.380	149.2	14:52.546							
	1	1	4:05.084		1:39.040	1:33.088	52.956	117.6	4:05.084							
10	1.Andreas FRICKE RENAULT Alpine A110 1C							1	1	3:37.594		1:04.799	1:38.828	53.967	136.5	3:37.594
	2	1	4:12.341	B	1:05.032	1:41.129	1:26.180	99.5	7:49.935							
	3	1	6:15.839		3:59.492	1:27.558	48.789	155.2	14:05.774							
	4	1	3:28.106	B	53.358	1:23.361	1:11.387	165.4	17:33.880							
	5	1	7:52.925		5:40.085	1:23.205	49.635	175.0	25:26.805							
	6	1	2:59.531		51.912	1:21.393	46.226	185.2	28:26.336							
	7	1	3:33.741	B	50.693	1:27.404	1:15.644	185.2	32:00.077							
11	1.Chris PEARSON AUSTIN Mini 1A							1	1	4:12.510		1:10.027	1:56.270	1:06.213	130.6	4:12.510
	2	1	6:59.957	B	1:57.778	2:14.409	2:47.770	93.9	11:12.467							
	3	1	4:25.418		1:33.681	1:47.802	1:03.935	135.5	15:37.885							
	4	1	4:58.279	B	1:24.892	2:02.434	1:30.953	96.2	20:36.164							
	5	1	6:12.735		3:24.981	1:44.926	1:02.828	137.4	26:48.899							
	6	1	4:25.925	B	1:13.403	1:43.150	1:29.372	138.3	31:14.824							
13	1.Graham WILSON 2.David PITTARD LOTUS Elan 1B							1	1	4:04.220		1:45.482	1:29.067	49.671	141.7	4:04.220
	2	1	4:43.145	B	1:25.638	1:45.055	1:32.452	116.4	8:47.365							
	3	1	5:43.037		3:34.426	1:21.680	46.931	188.5	14:30.402							
	4	1	3:31.112	B	52.887	1:21.304	1:16.921	193.2	18:01.514							
	5	1	7:23.004		5:14.505	1:21.332	47.167	185.2	25:24.518							
	6	1	2:59.184		51.469	1:21.534	46.181	188.2	28:23.702							
	7	1	3:32.586	B	51.832	1:24.962	1:15.792	193.2	31:56.288							
17	1.Eric NULENS 2.Erik BRUYNOGHE PORSCHE 964 3E							1	1	3:20.199		1:07.227	1:27.706	45.266	172.8	3:20.199
	2	1	3:36.778	B	48.635	1:37.481	1:10.662	193.2	6:56.977							
	3	1	6:26.577		4:23.433	1:19.687	43.457	206.1	13:23.554							
	4	1	2:44.864		46.253	1:16.137	42.474	214.3	16:08.418							
	5	1	4:39.850	B	59.304	2:02.048	1:38.498	94.2	20:48.268							
	6	1	5:28.410		3:16.658	1:24.059	47.693	165.4	26:16.678							
	7	1	2:58.839		51.680	1:21.717	45.442	177.9	29:15.517							
	8	1	4:08.278	B	52.683	1:42.421	1:33.174	154.7	33:23.795							
21	1.Eric DAMSEAUX AUSTIN Mini Cooper S 2A							1	1	4:53.536	B	1:50.346	1:37.189	1:26.001	138.8	4:53.536
	2	1	10:46.796		8:16.036	1:36.180	54.580	120.1	15:40.332							
	3	1	4:48.963	B	1:07.233	2:04.283	1:37.447	102.8	20:29.295							
	4	1	5:46.383		3:20.801	1:32.916	52.666	161.4	26:15.678							
	5	1	3:23.769		59.701	1:31.705	52.363	149.2	29:39.447							



September 29, 30
October 1, 2
2022



9-Belcar Historic Cup SPA SIX HOURS Qualifying


Sector Analysis

— Invalidated Lap ■ Personal Best ■ Session Best B Crossing the pit lane

Lap	D	Time	Sector 1	Sector 2	Sector 3	T.Sp	Elapsed	Lap	D	Time	Sector 1	Sector 2	Sector 3	T.Sp	Elapsed
23 1.Dominique HOLVOET TOYOTA Celica 2B															
1	1	3:48.961	1:22.524	1:35.781	50.656	111.3	3:48.961	1	1	5:54.393B	2:38.286	1:54.679	1:21.428	132.5	5:54.393
2	1	4:24.680B	1:16.671	1:35.719	1:32.290	122.0	8:13.641	2	1	3:32.209	1:19.595	1:28.025	44.589	134.0	3:32.209
3	1	6:17.479	4:05.258	1:22.995	49.226	166.2	14:31.120	3	1	3:54.065B	54.743	1:41.887	1:17.435	115.1	7:26.274
4	1	3:33.588B	53.630	1:23.406	1:16.552	184.0	18:04.708	4	1	6:07.853	4:04.488	1:17.844	45.521	185.9	13:34.127
5	1	7:27.407	5:16.698	1:22.118	48.591	182.1	25:32.115	5	1	2:45.556	46.180	1:15.821	43.555	196.0	16:19.683
6	1	3:06.361	54.148	1:23.541	48.672	189.8	28:38.476	6	1	7:00.799B	53.256	2:00.359	4:07.184	116.6	23:20.482
7	1	3:58.246B	53.896	1:41.939	1:22.411	195.3	32:36.722	7	1	3:22.126	1:22.569	1:16.156	43.401	202.6	26:42.608
30 1.Tom VAN ROMPUY BMW E30 M3 3D															
1	1	3:05.986	52.426	1:28.041	45.519	141.4	3:05.986	8	1	5:46.694B	50.342	1:50.910	3:05.442	140.4	35:12.246
2	1	3:26.170B	48.196	1:29.467	1:08.507	197.4	6:32.156	1	1	3:47.952	1:24.099	1:34.503	49.350	112.0	3:47.952
3	1	6:49.686	4:45.979	1:19.260	44.447	176.8	13:21.842	2	1	4:11.664B	1:01.432	1:41.370	1:28.862	132.7	7:59.616
4	1	2:45.929	47.002	1:16.199	42.728	203.4	16:07.771	3	1	6:55.060	4:44.278	1:22.748	48.034	173.6	14:54.676
5	1	4:38.116B	59.407	2:01.492	1:37.217	94.7	20:45.887	4	1	3:37.869B	54.040	1:22.303	1:21.526	183.7	18:32.545
6	1	5:49.879	3:47.683	1:18.345	43.851	204.2	26:35.766	5	1	8:31.954	6:20.666	1:23.460	47.828	181.5	27:04.499
7	1	2:47.580	46.552	1:18.398	42.630	216.4	29:23.346	6	1	2:59.700	52.719	1:20.462	46.519	177.0	30:04.199
33 1.Tim KUIJL BMW E36 325i 4D															
1	1	3:09.094	54.331	1:27.037	47.726	141.9	3:09.094	7	1	4:30.721B	1:04.262	1:47.208	1:39.251	138.3	34:34.920
2	1	3:37.121B	48.805	1:41.691	1:06.625	200.4	6:46.215	1	1	3:38.418	1:05.730	1:38.797	53.891	129.3	3:38.418
3	1	6:41.460	4:32.647	1:22.962	45.851	169.5	13:27.675	2	1	4:06.724B	1:01.944	1:41.767	1:23.013	103.4	7:45.142
4	1	2:51.587	48.430	1:18.212	44.945	190.5	16:19.262	3	1	6:16.855	3:59.695	1:27.939	49.221	165.1	14:01.997
5	1	4:38.361B	1:04.328	1:50.741	1:43.292	138.8	20:57.623	4	1	3:24.591B	51.500	1:27.822	1:05.269	148.4	17:26.588
6	1	5:04.324	2:54.310	1:25.588	44.426	197.1	26:01.947	5	1	7:57.876	5:44.276	1:25.813	47.787	167.2	25:24.464
7	1	2:50.807	48.836	1:18.375	43.596	199.6	28:52.754	6	1	3:04.370	50.508	1:26.971	46.891	165.4	28:28.834
8	1	3:57.172B	48.125	1:53.023	1:16.024	210.1	32:49.926	1	1	3:37.293	1:24.263	1:27.203	45.827	127.4	3:37.293
34 1.Peter SARGEANT MORGAN Plus 8 5Y															
1	1	5:09.537B	2:11.029	1:32.847	1:25.661	145.2	5:09.537	2	1	4:02.006B	1:00.864	1:40.168	1:20.974	114.8	7:39.299
2	1	8:27.931	6:04.918	1:29.782	53.231	149.0	13:37.468	3	1	6:00.533	3:59.237	1:17.320	43.976	186.5	13:39.832
3	1	3:27.239B	54.420	1:25.880	1:06.939	174.5	17:04.707	4	1	2:48.733	48.003	1:17.586	43.144	181.2	16:28.565
4	1	8:16.693	6:01.908	1:25.291	49.494	174.8	25:21.400	5	1	4:49.770B	1:13.341	1:47.212	1:49.217	117.1	21:18.335
5	1	3:11.611	53.837	1:28.131	49.643	157.0	28:33.011	6	1	5:00.051	2:59.215	1:17.533	43.303	186.2	26:18.386
6	1	3:58.624B	54.264	1:44.726	1:19.634	166.7	32:31.635	7	1	2:49.553	49.708	1:16.208	43.637	197.1	29:07.939
35 1.Audrey VAN HAM BMW E12 535i 5H															
1	1	3:30.493	59.109	1:37.144	54.240	141.7	3:30.493	8	1	4:03.204B	49.093	1:47.953	1:26.158	143.8	33:11.143
2	1	4:06.057B	1:05.494	1:41.280	1:19.283	123.4	7:36.550	1	1	3:50.536	1:25.671	1:34.935	49.930	120.5	3:50.536
3	1	6:54.359	4:35.083	1:28.144	51.132	177.6	14:30.909	2	1	4:27.520B	1:16.162	1:36.154	1:35.204	119.2	8:18.056
4	1	3:47.492B	57.301	1:37.320	1:12.871	150.8	18:18.401	1	1	3:50.536	1:25.671	1:34.935	49.930	120.5	3:50.536
5	1	7:31.343	5:13.215	1:28.143	49.985	173.1	25:49.744	2	1	4:27.520B	1:16.162	1:36.154	1:35.204	119.2	8:18.056
6	1	3:11.125	55.758	1:26.701	48.666	169.3	29:00.869	3	1	6:00.533	3:59.237	1:17.320	43.976	186.5	13:39.832
7	1	4:04.639B	55.750	1:45.681	1:23.208	158.4	33:05.508	4	1	2:48.733	48.003	1:17.586	43.144	181.2	16:28.565
38 1.Filip MAHIEU 2C 2.Wouter MAHIEU															
1	1	5:54.393B	2:38.286	1:54.679	1:21.428	132.5	5:54.393	1	1	3:37.293	1:24.263	1:27.203	45.827	127.4	3:37.293
40 1.Erik QVICK BMW 320 Turbo 5H															
1	1	3:32.209	1:19.595	1:28.025	44.589	134.0	3:32.209	2	1	4:02.006B	1:00.864	1:40.168	1:20.974	114.8	7:39.299
2	1	3:54.065B	54.743	1:41.887	1:17.435	115.1	7:26.274	3	1	6:00.533	3:59.237	1:17.320	43.976	186.5	13:39.832
3	1	6:07.853	4:04.488	1:17.844	45.521	185.9	13:34.127	4	1	2:48.733	48.003	1:17.586	43.144	181.2	16:28.565
4	1	2:45.556	46.180	1:15.821	43.555	196.0	16:19.683	5	1	4:49.770B	1:13.341	1:47.212	1:49.217	117.1	21:18.335
5	1	7:00.799B	53.256	2:00.359	4:07.184	116.6	23:20.482	6	1	5:00.051	2:59.215	1:17.533	43.303	186.2	26:18.386
6	1	3:22.126	1:22.569	1:16.156	43.401	202.6	26:42.608	7	1	2:49.553	49.708	1:16.208	43.637	197.1	29:07.939
7	1	2:42.944	46.163	1:15.483	41.298	209.3	29:25.552	8	1	4:03.204B	49.093	1:47.953	1:26.158	143.8	33:11.143
8	1	5:46.694B	50.342	1:50.910	3:05.442	140.4	35:12.246	1	1	3:37.293	1:24.263	1:27.203	45.827	127.4	3:37.293
43 1.Dean RIMBERT BMW E30 318is 3C															
1	1	3:47.952	1:24.099	1:34.503	49.350	112.0	3:47.952	2	1	4:06.724B	1:01.944	1:41.767	1:23.013	103.4	7:45.142
2	1	4:11.664B	1:01.432	1:41.370	1:28.862	132.7	7:59.616	3	1	6:16.855	3:59.695	1:27.939	49.221	165.1	14:01.997
3	1	6:55.060	4:44.278	1:22.748	48.034	173.6	14:54.676	4	1	3:24.591B	51.500	1:27.822	1:05.269	148.4	17:26.588
4	1	3:37.869B	54.040	1:22.303	1:21.526	183.7	18:32.545	5	1	7:57.876	5:44.276	1:25.813	47.787	167.2	25:24.464
5	1	8:31.954	6:20.666	1:23.460	47.828	181.5	27:04.499	6	1	3:04.370	50.508	1:26.971	46.891	165.4	28:28.834
6	1	2:59.700	52.719	1:20.462	46.519	177.0	30:04.199	1	1	3:38.418	1:05.730	1:38.797	53.891	129.3	3:38.418
7	1	4:30.721B	1:04.262	1:47.208	1:39.251	138.3	34:34.920	2	1	4:06.724B	1:01.944	1:41.767	1:23.013	103.4	7:45.142
44 1.Emiel DE WEERDT FORD GT40 2E															
1	1	3:38.418	1:05.730	1:38.797	53.891	129.3	3:38.418	3	1	6:16.855	3:59.695	1:27.939	49.221	165.1	14:01.997
2	1	4:06.724B	1:01.944	1:41.767	1:23.013	103.4	7:45.142	4	1	3:24.591B	51.500	1:27.822	1:05.269	148.4	17:26.588
3	1	6:16.855	3:59.695	1:27.939	49.221	165.1	14:01.997	5	1	7:57.876	5:44.276	1:25.813	47.787	167.2	25:24.464
4	1	3:24.591B	51.500	1:27.822	1:05.269	148.4	17:26.588	6	1	3:04.370	50.508	1:26.971	46.891	165.4	28:28.834
5	1	7:57.876	5:44.276	1:25.813	47.787	167.2	25:24.464	1	1	3:38.418	1:05.730	1:38.797	53.891	129.3	3:38.418
6	1	3:04.370	50.508	1:26.971	46.891	165.4	28:28.834	2	1	4:06.724B	1:01.944	1:41.767	1:23.013	103.4	7:45.142
48 1.Christophe VAN RIET BMW E30 M3 5Y															
1	1	3:37.293	1:24.263	1:27.203	45.827	127.4	3:37.293	3	1	6:00.533	3:59.237	1:17.320	43.976	186.5	13:39.832
2	1	4:02.006B	1:00.864	1:40.168	1:20.974	114.8	7:39.299	4	1	2:48.733	48.003	1:17.586	43.144	181.2	16:28.565
3	1	6:00.533	3:59.237	1:17.320	43.976	186.5	13:39.832	5	1	4:49.770B	1:13.341	1:47.212	1:49.217	117.1	21:18.335
4	1	2:48.733	48.003	1:17.586	43.144	181.2	16:28.565	6	1	5:00.051	2:59.215	1:17.533	43.303	186.2	26:18.386
5	1	4:49.770B	1:13.341	1:47.212	1:49.217	117.1	21:18.335	7	1	2:49.553	49.708	1:16.208	43.637	197.1	29:07.939
6	1	5:00.051	2:59.215	1:17.533	43.303	186.2	26:18.386	8	1	4:03.204B	49.093	1:47.953	1:26.158	143.8	33:11.143
7	1	2:49.553	49.708	1:16.208	43.637	197.1	29:07.939	1	1	3:37.293	1:24.263	1:27.203	45.827	127.4	3:37.293
8	1	4:03.204B	49.093	1:47.953	1:26.158										



September 29, 30
October 1, 2
2022



9-Belcar Historic Cup SPA SIX HOURS Qualifying


Sector Analysis

— Invalidated Lap ■ Personal Best ■ Session Best ■ Crossing the pit lane

Lap	D	Time	Sector 1	Sector 2	Sector 3	T.Spd	Elapsed	Lap	D	Time	Sector 1	Sector 2	Sector 3	T.Spd	Elapsed
53 1.Wim KUIJL FORD Capri 3100 RS 2E															
1	1	4:43.248 B	2:08.329	1:23.836	1:11.083	190.8	4:43.248	1	1	4:13.714	1:53.394	1:30.213	50.107	145.7	4:13.714
2	1	7:59.069	5:54.861	1:21.947	42.261	196.0	12:42.317	2	1	7:01.034 B	1:57.310	2:14.224	2:49.500	92.0	11:14.748
3	1	2:40.320	45.491	1:14.026	40.803	204.9	15:22.637	3	1	3:23.627	1:15.459	1:23.093	45.075	169.0	14:38.375
4	1	3:26.311 B	45.242	1:26.422	1:14.647	203.8	18:48.948	4	1	3:37.039 B	52.640	1:32.496	1:11.903	157.4	18:15.414
5	1	9:51.994	7:55.139	1:15.693	41.162	212.6	28:40.942	5	1	7:13.770	5:07.042	1:21.379	45.349	196.0	25:29.184
6	1	3:44.610 B	45.218	1:43.544	1:15.848	210.9	32:25.552	6	1	3:00.354	50.529	1:22.602	47.223	184.9	28:29.538
55 1.Dieter KUIJL FORD Capri 2600 RS Weslake 1E															
1	1	3:34.256	1:15.932	1:29.064	49.260	170.1	3:34.256	1	1	3:12.739	55.157	1:27.360	50.222	145.7	3:12.739
2	1	3:59.695 B	59.727	1:42.134	1:17.834	130.8	7:33.951	2	1	3:38.541 B	50.266	1:37.685	1:10.590	211.4	6:51.280
3	1	8:23.986	6:14.655	1:23.557	45.774	165.1	15:57.937	3	1	6:39.372	4:29.895	1:23.317	46.160	170.6	13:30.652
4	1	4:41.366 B	1:06.281	2:01.784	1:33.301	97.3	20:39.303	4	1	2:49.064	48.541	1:15.572	44.951	206.9	16:19.716
5	1	6:14.606	4:04.325	1:24.384	45.897	173.4	26:53.909	5	1	4:42.865 B	1:05.997	1:49.887	1:46.981	128.9	21:02.581
6	1	2:59.520	50.643	1:22.544	46.333	175.9	29:53.429	6	1	5:57.851	3:46.760	1:25.111	45.980	189.8	27:00.432
7	1	4:24.226 B	1:02.526	1:44.276	1:37.424	138.3	34:17.655	7	1	2:59.802	54.830	1:19.066	45.906	174.5	30:00.234
57 1.Joe GOMM FORD Escort RS1600 1C															
1	1	5:02.946 B	1:54.471	1:39.805	1:28.670	124.3	5:02.946	1	1	3:53.112	1:20.954	1:38.933	53.225	139.7	3:53.112
2	1	8:30.352	6:09.140	1:30.977	50.235	164.4	13:33.298	2	1	4:32.817 B	1:15.609	1:36.477	1:40.731	107.2	8:25.929
3	1	3:07.446	52.438	1:25.648	49.360	171.7	16:40.744	3	1	6:11.559	3:50.331	1:29.871	51.357	168.5	14:37.488
4	1	4:55.153 B	1:06.259	1:45.830	2:03.064	126.9	21:35.897	4	1	5:59.615 B	58.620	1:33.393	3:27.602	169.3	20:37.103
5	1	5:07.303	2:53.629	1:23.970	49.704	177.9	26:43.200	5	1	5:38.515	3:16.482	1:30.047	51.986	163.9	26:15.618
6	1	3:03.380	51.764	1:23.837	47.779	166.9	29:46.580	6	1	3:22.484	59.412	1:30.612	52.460	158.8	29:38.102
7	1	4:27.070 B	1:02.478	1:50.363	1:34.229	137.6	34:13.650	7	1	4:09.772 B	1:02.442	1:36.615	1:30.715	150.4	33:47.874
60 1.Steven GUILLEMIJN SKODA Octavia 4C															
1	1	3:18.045	50.919	1:36.200	50.926	139.4	3:18.045	1	1	3:43.479	1:02.132	1:41.951	59.396	137.8	3:43.479
2	1	3:42.914 B	56.594	1:33.332	1:12.988	146.1	7:00.959	2	1	4:11.465 B	1:03.268	1:41.978	1:26.219	135.3	7:54.944
3	1	6:41.524	4:28.654	1:23.215	49.655	166.4	13:42.483	3	1	6:30.605	3:59.885	1:36.223	54.497	154.9	14:25.549
4	1	3:24.369 B	55.286	1:23.024	1:06.059	173.6	17:06.852	4	1	3:47.870 B	1:00.324	1:36.547	1:10.999	154.1	18:13.419
5	1	8:54.077	6:37.979	1:27.683	48.415	168.0	26:00.929	5	1	7:58.996	5:30.604	1:34.904	53.488	164.1	26:12.415
6	1	3:09.379	55.435	1:23.033	50.911	179.1	29:10.308	6	1	3:25.324	59.650	1:33.432	52.242	158.4	29:37.739
7	1	4:11.145 B	56.777	1:42.864	1:31.504	162.4	33:21.453	7	1	4:06.377 B	1:01.845	1:34.389	1:30.143	144.2	33:44.116
61 1.Juri VAN NIEUWENBORG BMW E30 325i 3D															
1	1	3:20.924	55.864	1:32.744	52.316	132.0	3:20.924	1	1	2:54.390	44.696	1:23.695	45.999	175.9	2:54.390
2	1	3:43.158 B	55.767	1:31.816	1:15.575	145.4	7:04.082	2	1	3:13.122 B	49.720	1:24.463	58.939	193.5	6:07.512
3	1	7:03.610	4:53.308	1:21.396	48.906	192.2	14:07.692	3	1	7:51.875	5:43.990	1:22.209	45.676	183.7	13:59.387
4	1	3:22.477 B	52.010	1:21.980	1:08.487	175.0	17:30.169	4	1	3:22.937 B	47.635	1:18.126	1:17.176	200.7	17:22.324
5	1	7:56.248	5:47.916	1:20.023	48.309	189.1	25:26.417								
66 1.Patrick VERBELEN NISSAN 200SX 3E															
1	1	4:13.714	1:53.394	1:30.213	50.107	145.7	4:13.714	1	1	4:13.714	1:53.394	1:30.213	50.107	145.7	4:13.714
2	1	7:01.034 B	1:57.310	2:14.224	2:49.500	92.0	11:14.748	2	1	7:01.034 B	1:57.310	2:14.224	2:49.500	92.0	11:14.748
3	1	3:23.627	1:15.459	1:23.093	45.075	169.0	14:38.375	3	1	3:23.627	1:15.459	1:23.093	45.075	169.0	14:38.375
4	1	3:37.039 B	52.640	1:32.496	1:11.903	157.4	18:15.414	4	1	3:37.039 B	52.640	1:32.496	1:11.903	157.4	18:15.414
5	1	7:13.770	5:07.042	1:21.379	45.349	196.0	25:29.184	5	1	7:13.770	5:07.042	1:21.379	45.349	196.0	25:29.184
6	1	3:00.354	50.529	1:22.602	47.223	184.9	28:29.538	6	1	3:00.354	50.529	1:22.602	47.223	184.9	28:29.538
7	1	3:47.196 B	49.905	1:45.867	1:11.424	189.5	32:16.734	7	1	3:47.196 B	49.905	1:45.867	1:11.424	189.5	32:16.734
69 1.Ben THAENS BMW E36 325i 4D 2.Bert THEUNISSEN															
1	1	3:12.739	55.157	1:27.360	50.222	145.7	3:12.739	1	1	3:12.739	55.157	1:27.360	50.222	145.7	3:12.739
2	1	3:38.541 B	50.266	1:37.685	1:10.590	211.4	6:51.280	2	1	3:38.541 B	50.266	1:37.685	1:10.590	211.4	6:51.280
3	1	6:39.372	4:29.895	1:23.317	46.160	170.6	13:30.652	3	1	6:39.372	4:29.895	1:23.317	46.160	170.6	13:30.652
4	1	2:49.064	48.541	1:15.572	44.951	206.9	16:19.716	4	1	2:49.064	48.541	1:15.572	44.951	206.9	16:19.716
5	1	4:42.865 B	1:05.997	1:49.887	1:46.981	128.9	21:02.581	5	1	4:42.865 B	1:05.997	1:49.887	1:46.981	128.9	21:02.581
6	1	5:57.851	3:46.760	1:25.111	45.980	189.8	27:00.432	6	1	5:57.851	3:46.760	1:25.111	45.980	189.8	27:00.432
7	1	2:59.802	54.830	1:19.066	45.906	174.5	30:00.234	7	1	2:59.802	54.830	1:19.066	45.906	174.5	30:00.234
8	1	4:26.692 B	1:03.263	1:45.382	1:38.047	129.7	34:26.926	8	1	4:26.692 B	1:03.263	1:45.382	1:38.047	129.7	34:26.926
75 1.Thierry DE BONHOME CITROEN AX Sport 3A 2.Guy BRIEVEN															
1	1	3:53.112	1:20.954	1:38.933	53.225	139.7	3:53.112	1	1	3:53.112	1:20.954	1:38.933	53.225	139.7	3:53.112
2	1	4:32.817 B	1:15.609	1:36.477	1:40.731	107.2	8:25.929	2	1	4:32.817 B	1:15.609	1:36.477	1:40.731	107.2	8:25.929
3	1	6:11.559	3:50.331	1:29.871	51.357	168.5	14:37.488	3	1	6:11.559	3:50.331	1:29.871	51.357	168.5	14:37.488
4	1	5:59.615 B	58.620	1:33.393	3:27.602	169.3	20:37.103	4	1	5:59.615 B	58.620	1:33.393	3:27.602	169.3	20:37.103
5	1	5:38.515	3:16.482	1:30.047	51.986	163.9	26:15.618	5	1	5:38.515	3:16.482	1:30.047	51.986	163.9	26:15.618
6	1	3:22.484	59.412	1:30.612	52.460	158.8	29:38.102	6	1	3:22.484	59.412	1:30.612	52.460	158.8	29:38.102
7	1	4:09.772 B	1:02.442	1:36.615	1:30.715	150.4	33:47.874	7	1	4:09.772 B	1:02.442	1:36.615	1:30.715	150.4	33:47.874
77 1.Illaria STALLIVIERE RENAULT Clio 4C															
1	1	3:43.479	1:02.132	1:41.951	59.396	137.8	3:43.479	1	1	3:43.479	1:02.132	1:41.951	59.396	137.8	3:43.479
2	1	4:11.465 B	1:03.268	1:41.978	1:26.219	135.3	7:54.944	2	1	4:11.465 B	1:03.268	1:41.978	1:26.219	135.3	7:54.944
3	1	6:30.605	3:59.885	1:36.223	54.497	154.9	14:25.549	3	1	6:30.605	3:59.885	1:36.223	54.497	154.9	14:25.549
4	1	3:47.870 B	1:00.324	1:36.547	1:10.999	154.1	18:13.419	4	1	3:47.870 B	1:00.324	1:36.547	1:10.999	154.1	18:13.419
5	1	7:58.996	5:30.604	1:34.904	53.488	164.1	26:12.415	5	1	7:58.996	5:30.604	1:34.904	53.488	164.1	26:12.415
6	1	3:25.324	59.650	1:33.432	52.242	158.4	29:37.739	6	1	3:25.324	59.650	1:33.432	52.242	158.4	29:37.739
7	1	4:06.377 B	1:01.845	1:34.389	1:30.143	144.2	33:44.116	7	1	4:06.377 B	1:01.845	1:34.389	1:30.143	144.2	33:44.116
81 1.Fred BOUVY VOLVO 240 Turbo 3E															
1	1	2:54.390	44.696	1:23.695	45.999	175.9	2:54.390	1	1	2:54.390	44.696	1:23.695	45.999	175.9	2:54.390
2	1	3:13.122 B	49.720	1:24.463	58.939	193.5	6:07.512	2	1	3:13.122 B	49.720	1:24.463	58.939	193.5	6:07.512
3	1	7:51.875	5:43.990	1:22.209	45.676	183.7	13:59.387	3	1	7:51.875	5:43.990	1:22.209	45.676	183.7	13:59.387
4	1	3:22.937 B	47.635	1:18.126	1:17.176	200.7	17:22.324	4	1						



September 29, 30
October 1, 2
2022



9-Belcar Historic Cup SPA SIX HOURS Qualifying


Sector Analysis

— Invalidated Lap ■ Personal Best ■ Session Best B Crossing the pit lane

Lap	D	Time	Sector 1	Sector 2	Sector 3	T.Spd	Elapsed	Lap	D	Time	Sector 1	Sector 2	Sector 3	T.Spd	Elapsed
87 1.Guy FASTRES BMW E30 M3 3D								112 1.Tony KEVERS VOLKSWAGEN Golf II 3C							
1	1	3:45.065	1:29.005	1:29.891	46.169	148.1	3:45.065	1	1	5:23.292	B 2:19.998	1:36.680	1:26.614	139.5	5:23.292
2	1	4:06.054	B 57.995	1:41.982	1:26.077	102.5	7:51.119	2	1	8:16.783	5:55.034	1:32.345	49.404	154.9	13:40.075
3	1	6:57.325	4:51.863	1:19.792	45.670	171.4	14:48.444	3	1	3:33.064	B 53.413	1:28.497	1:11.154	182.4	17:13.139
4	1	3:40.880	B 48.673	1:31.625	1:20.582	194.9	18:29.324	4	1	8:13.439	5:55.069	1:28.185	50.185	165.6	25:26.578
5	1	8:38.924	6:34.999	1:19.413	44.512	184.0	27:08.248	5	1	3:57.585	B 56.101	1:44.579	1:16.905	154.7	29:24.163
6	1	2:52.146	49.742	1:18.147	44.257	186.5	30:00.394								
7	1	4:28.004	B 1:04.569	1:46.074	1:37.361	136.7	34:28.398								
94 1.Gust VAN HAELST MAZDA RX3 2D								120 1.Sidney DIELEMAN BMW E30 325i 3D							
1	1	4:45.617	B 1:55.404	1:32.828	1:17.385	136.4	4:45.617	1	1	4:48.288	B 1:56.453	1:32.451	1:19.384	132.4	4:48.288
2	1	8:03.935	5:59.437	1:20.779	43.719	165.4	12:49.552	2	1	8:15.439	6:01.295	1:24.206	49.938	176.2	13:03.727
3	1	2:52.898	49.565	1:18.691	44.642	196.7	15:42.450	3	1	3:07.693	54.588	1:22.683	50.422	187.5	16:11.420
4	1	3:59.879	B 49.276	1:32.762	1:37.841	186.5	19:42.329	4	1	4:43.893	B 1:00.443	1:59.862	1:43.588	113.6	20:55.313
5	1	5:57.946	3:55.541	1:19.141	43.264	195.3	25:40.275	5	1	5:53.816	3:38.165	1:27.463	48.188	169.8	26:49.129
6	1	2:51.017	48.526	1:19.079	43.412	193.9	28:31.292	6	1	3:08.953	55.190	1:25.418	48.345	180.6	29:58.082
								7	1	4:23.742	B 1:01.220	1:41.827	1:40.695	154.3	34:21.824
95 1.Ruben MOORTGAT RENAULT Clio 4C								121 1.David POTTERS PEUGEOT 206 4C							
1	1	3:27.653	54.184	1:38.792	54.677	127.7	3:27.653	1	1	4:02.073	1:34.348	1:34.444	53.281	140.1	4:02.073
2	1	4:03.970	B 1:04.544	1:43.151	1:16.275	115.6	7:31.623	2	1	4:32.148	B 1:24.425	1:45.495	1:22.228	114.5	8:34.221
3	1	6:33.726	4:13.460	1:30.454	49.812	152.5	14:05.349	3	1	6:06.152	3:49.854	1:26.231	50.067	165.6	14:40.373
4	1	3:30.765	B 55.943	1:26.187	1:08.635	176.8	17:36.114	4	1	3:47.699	B 55.785	1:31.230	1:20.684	177.0	18:28.072
5	1	8:02.512	5:46.880	1:26.324	49.308	172.2	25:38.626	5	1	7:24.008	5:10.329	1:24.612	49.067	161.7	25:52.080
6	1	3:12.482	56.616	1:26.826	49.040	176.2	28:51.108	6	1	3:09.079	56.094	1:24.458	48.527	177.6	29:01.159
7	1	4:06.269	B 56.201	1:52.128	1:17.940	176.5	32:57.377	7	1	4:06.984	B 55.745	1:46.980	1:24.259	149.4	33:08.143
97 1.Luc BRANCKAERTS CHEVROLET Corvette 2E								123 1.Lorenzo SEGERS PEUGEOT 106 4B							
1	1	3:03.146	48.454	1:28.133	46.559	134.2	3:03.146	1	1	3:21.995	50.261	1:36.296	55.438	142.7	3:21.995
2	1	3:27.453	B 49.805	1:30.211	1:07.437	177.3	6:30.599	2	1	3:58.616	B 1:03.373	1:41.260	1:13.983	120.3	7:20.611
3	1	7:03.472	4:49.564	1:25.217	48.691	153.4	13:34.071	3	1	6:49.307	4:23.911	1:32.348	53.048	164.9	14:09.918
4	1	3:16.856	B 53.001	1:22.410	1:01.445	159.3	16:50.927	4	1	3:43.552	B 57.416	1:29.948	1:16.188	173.6	17:53.470
5	1	8:11.912	6:09.329	1:18.798	43.785	160.2	25:02.839	5	1	8:06.701	5:48.457	1:27.937	50.307	168.2	26:00.171
6	1	2:49.472	47.576	1:18.082	43.814	192.2	27:52.311	6	1	3:13.924	56.401	1:27.206	50.317	173.9	29:14.095
7	1	3:27.221	B 47.337	1:17.976	1:21.908	189.1	31:19.532								
110 1.Grahame BRYANT MORGAN Plus 8 5H								126 1.Raphael BRUNEEL OPEL Calibra 4C							
1	1	5:13.858	B 2:13.707	1:32.893	1:27.258	120.0	5:13.858	1	1	4:40.491	B 1:51.807	1:35.996	1:12.688	138.3	4:40.491
2	1	8:11.412	5:58.858	1:24.286	48.268	143.8	13:25.270	2	1	8:20.165	6:05.176	1:26.571	48.418	159.5	13:00.656
3	1	2:58.558	49.795	1:21.704	47.059	155.4	16:23.828	3	1	3:05.948	54.979	1:24.025	46.944	181.8	16:06.604
4	1	4:49.336	B 1:06.654	1:47.825	1:54.857	124.6	21:13.164	4	1	4:45.242	B 1:02.978	2:01.060	1:41.204	99.2	20:51.846
5	1	5:11.256	3:06.356	1:19.919	44.981	164.1	26:24.420								
6	1	2:55.463	50.232	1:19.995	45.236	181.2	29:19.883								
7	1	4:08.337	B 50.986	1:40.616	1:36.735	149.4	33:28.220								
								127 1.Chris SERVAYGE VOLVO 240 Turbo 2E							
								1	1	3:52.373	1:25.610	1:35.970	50.793	113.9	3:52.373
								2	1	4:29.781	B 1:15.292	1:36.021	1:38.468	109.8	8:22.154
								3	1	5:59.423	3:45.433	1:26.166	47.824	157.4	14:21.577



September 29, 30
October 1, 2
2022



9-Belcar Historic Cup SPA SIX HOURS Qualifying


Sector Analysis

— Invalidated Lap ■ Personal Best ■ Session Best B Crossing the pit lane

Lap	D	Time	Sector 1	Sector 2	Sector 3	T.Spd	Elapsed	Lap	D	Time	Sector 1	Sector 2	Sector 3	T.Spd	Elapsed
138 1.Andrea TESSARO DALLARA X1/9 1B															
1	1	5:29.788	B	2:36.709	1:42.029	1:11.050	130.1	5:29.788							
2	1	9:50.936		7:10.861	1:41.621	58.454	145.7	15:20.724							
3	1	8:38.078	B	1:01.084	1:38.458	5:58.536	155.8	23:58.802							
155 1.Paul DANIELS PORSCHE RSR 1E															
1	1	4:57.814	B	1:59.334	1:32.452	1:26.028	157.0	4:57.814							
2	1	8:18.536		6:02.422	1:27.156	48.958	168.5	13:16.350							
3	1	3:06.039		50.761	1:25.384	49.894	185.6	16:22.389							
4	1	4:44.033	B	1:06.282	1:48.342	1:49.409	128.1	21:06.422							
5	1	5:05.899		2:48.703	1:25.759	51.437	177.0	26:12.321							
6	1	3:06.342		51.342	1:26.010	48.990	180.9	29:18.663							
7	1	4:15.079	B	53.503	1:52.171	1:29.405	139.9	33:33.742							
200 1.Michel KOWALEWSKI FORD Escort MKII RS2000 2C															
1	1	4:35.261	B	1:44.413	1:38.249	1:12.599	125.4	4:35.261							
2	1	8:27.887		6:08.133	1:27.553	52.201	150.0	13:03.148							
3	1	3:21.620		59.785	1:28.386	53.449	148.4	16:24.768							
4	1	7:24.742	B	1:16.064	1:47.586	4:21.092	119.1	23:49.510							
5	1	4:24.806	B	1:34.417	1:31.798	1:18.591	149.4	28:14.316							
223 1.Floris FICK BMW 2002 2C															
1	1	4:05.916	B	1:19.163	1:38.723	1:08.030	126.8	4:05.916							
2	1	8:50.567		6:34.284	1:27.204	49.079	168.2	12:56.483							
3	1	3:02.465		53.496	1:22.625	46.344	167.2	15:58.948							
4	1	4:42.481	B	1:06.160	2:01.594	1:34.727	93.5	20:41.429							
5	1	7:10.898		4:58.245	1:24.928	47.725	163.9	27:52.327							
6	1	3:30.735	B	52.179	1:20.895	1:17.661	188.8	31:23.062							
226 1.Raphaël DE BORMAN FORD Escort RS1600 2C															
1	1	3:38.058		1:25.006	1:27.330	45.722	123.1	3:38.058							
2	1	4:03.268	B	1:00.865	1:40.259	1:22.144	109.1	7:41.326							
3	1	6:38.184	B	4:10.555	1:27.135	1:00.494	166.9	14:19.510							
4	1	11:35.633		9:27.776	1:20.012	47.845	177.9	25:55.143							
5	1	2:51.019		49.910	1:17.330	43.779	193.2	28:46.162							
6	1	3:52.249	B	48.655	1:40.194	1:23.400	189.8	32:38.411							
234 1.Davy COOREMAN HONDA CRX 3C															
1	1	4:12.716		1:52.638	1:30.491	49.587	144.4	4:12.716							
2	1	6:56.178	B	1:21.112	1:43.276	3:51.790	104.0	11:08.894							
3	1	4:56.016		2:47.193	1:23.122	45.701	185.9	16:04.910							
4	1	4:41.261	B	1:01.875	2:01.309	1:38.077	95.5	20:46.171							
250 1.Hans Gerd BRAUNEISER FORD Escort RS2000 1C															
5	1	5:17.452		3:05.817	1:25.265	46.370	186.5	26:03.623							
6	1	3:00.426		51.223	1:22.521	46.682	205.3	29:04.049							
7	1	3:54.670	B	50.764	1:45.376	1:18.530	192.5	32:58.719							
252 1.Marc ROESSLE FORD Escort RS2000 2C															
1	1	4:38.138	B	1:45.859	1:39.406	1:12.873	116.9	4:38.138							
2	1	8:26.519		6:06.024	1:28.978	51.517	146.9	13:04.657							
3	1	3:32.323	B	1:05.959	1:25.476	1:00.888	123.3	16:36.980							
4	1	10:23.368		8:08.668	1:26.592	48.108	186.9	27:00.348							
5	1	3:30.998	B	56.580	1:26.877	1:07.541	174.8	30:31.346							
253 1.Christoph ROESSLE FORD Escort RS2000 MKI 2C															
1	1	8:05.858	B	1:42.448	4:53.599	1:29.811	133.5	8:05.858							
2	1	7:17.526		4:42.194	1:40.081	55.251	125.0	15:23.384							
3	1	4:17.525	B	1:00.578	1:40.147	1:36.800	129.5	19:40.909							
4	1	7:31.215		5:01.715	1:37.912	51.588	155.2	27:12.124							
5	1	3:37.611	B	56.373	1:32.425	1:08.813	154.9	30:49.735							
452 1.Fred KRAB BMW E30 M3 3D															
1	1	3:45.054		1:21.290	1:31.662	52.102	108.0	3:45.054							
2	1	4:11.469	B	1:03.363	1:40.871	1:27.235	146.3	7:56.523							
3	1	6:05.412		3:57.299	1:22.142	45.971	184.9	14:01.935							
4	1	3:22.666	B	51.418	1:18.272	1:12.976	188.2	17:24.601							
5	1	8:11.611		6:05.653	1:20.485	45.473	159.5	25:36.212							
6	1	2:52.083		48.741	1:18.820	44.522	188.2	28:28.295							
7	1	3:27.640	B	48.094	1:21.510	1:18.036	196.4	31:55.935							
564 1.Johnny LANGE PEUGEOT 505 Turbo 5Y															
1	1	4:03.907		1:22.967	1:44.036	56.904	116.9	4:03.907							
2	1	4:35.177	B	1:24.195	1:45.879	1:25.103	111.8	8:39.084							
3	1	6:18.225		3:48.667	1:33.871	55.687	164.6	14:57.309							
4	1	3:48.619	B	59.566	1:36.837	1:12.216	157.2	18:45.928							
5	1	7:28.315		4:54.539	1:37.400	56.376	159.3	26:14.243							
6	1	3:30.199		1:00.527	1:35.155	54.517	141.0	29:44.442							
7	1	4:24.770	B	1:03.153	1:49.065	1:32.552	125.7	34:09.212							



September 29, 30
October 1, 2
2022



9-Belcar Historic Cup SPA SIX HOURS Qualifying

Sector Analysis

— Invalidated Lap ■ Personal Best ■ Session Best **B** Crossing the pit lane

Lap	D	Time	Sector 1	Sector 2	Sector 3	T.Spd	Elapsed	Lap	D	Time	Sector 1	Sector 2	Sector 3	T.Spd	Elapsed
737 1.Cedric BAETEN							Porsche 911 5H								
1	1	3:07.389	53.757	1:27.980	45.652	136.5	3:07.389								
2	1	3:29.913 B	48.536	1:30.310	1:11.067	217.3	6:37.302								
3	1	6:51.821	4:40.300	1:20.216	51.305	180.6	13:29.123								
4	1	2:53.877	50.107	1:18.055	45.715	178.5	16:23.000								
5	1	4:46.650 B	1:06.554	1:48.126	1:51.970	116.8	21:09.650								
6	1	5:05.883	3:00.509	1:19.270	46.104	188.5	26:15.533								
7	1	2:50.349	48.188	1:17.613	44.548	211.8	29:05.882								
8	1	3:56.016 B	50.480	1:44.675	1:20.861	180.9	33:01.898								
747 1.Nick VAN PELT							Porsche 911 5H								
1	1	5:18.512 B	2:21.624	1:30.787	1:26.101	136.7	5:18.512								
2	1	8:09.899	5:56.160	1:25.855	47.884	168.2	13:28.411								
3	1	8:11.959 B	50.965	5:56.048	1:24.946	161.9	21:40.370								
4	1	5:04.636	2:55.680	1:22.506	46.450	192.5	26:45.006								
5	1	2:56.589	49.874	1:19.901	46.814	196.0	29:41.595								
751 1.Eric MESTDAGH							BMW CSL 1E								
1	1	3:26.659	1:08.376	1:29.499	48.784	132.7	3:26.659								
2	1	3:56.417 B	59.590	1:41.762	1:15.065	120.9	7:23.076								
3	1	6:12.868	4:06.396	1:19.878	46.594	192.2	13:35.944								
4	1	2:53.334	50.582	1:17.930	44.822	185.9	16:29.278								
5	1	4:51.400 B	1:13.528	1:47.130	1:50.742	116.3	21:20.678								
6	1	4:59.447	2:57.815	1:17.696	43.936	198.2	26:20.125								
7	1	3:44.421 B	51.155	1:24.275	1:28.991	207.3	30:04.546								