




September 29, 30
October 1, 2
2022



9-Belcar Historic Cup SPA SIX HOURS Race 1 (30 Minutes)


Amended

Final Classification by Class

No Drivers	Team	Car	Laps	Total Time	Gap	Kph	Best Lap	
							Lap	Time
1A								
1 11 C. PEARSON		AUSTIN Mini	7	32:04.112		91.5	3	4:23.005 95.9
1B								
1 138 A. TESSARO		DALLARA X1/9	9	33:29.427		112.7	9	3:22.632 124.4
2 13 G. WILSON / D. PITTARD		LOTUS Elan	9	33:36.521	+7.094	112.3	8	3:34.014 117.8
1C								
1 57 J. GOMM		FORD Escort RS1600	9	32:39.517		115.6	6	3:21.667 125.0
2 250 H. BRAUNEISER		FORD Escort RS2000	9	33:31.849	+52.332	112.6	8	3:24.510 123.3
■ Not classified								
1 B. VAN ELDEREN		FORD Escort RS1600	2	9:01.235				
■ Not Started								
10 A. FRICKE		RENAULT Alpine A110						
1E								
1 55 D. KUIJL		FORD Capri 2600 RS Westlake	9	32:55.592		114.6	9	3:23.797 123.7
2 155 P. DANIELS		PORSCHE RSR	8	31:45.408	1 Lap	105.6	7	3:38.966 115.2
■ Not Started								
751 E. MESTDAGH		BMW CSL						
2A								
1 21 E. DAMSEAUX		AUSTIN Mini Cooper S	8	32:21.572		103.7	8	3:46.953 111.1
2B								
1 23 D. HOLVOET		TOYOTA Celica	8	36:25.293		92.1	7	3:48.581 110.3
2C								
1 226 R. DE BORMAN		FORD Escort RS1600	10	34:03.137		123.2	5	3:15.253 129.1
2 223 F. FICK		BMW 2002	9	33:09.810	1 Lap	113.8	9	3:23.723 123.8
3 252 M. ROESSLE		FORD Escort RS2000	9	33:59.232	1 Lap	111.1	8	3:26.633 122.0
4 253 C. ROESSLE		FORD Escort RS2000 MKI	9	34:01.721	1 Lap	110.9	9	3:26.424 122.1
5 200 M. KOWALEWSKI		FORD Escort MKII RS2000	9	34:03.528	1 Lap	110.8	9	3:29.054 120.6
2D								
■ Not Started								
94 G. VAN HAELST		MAZDA RX3						
2E								
1 53 W. KUIJL		FORD Capri 3100 RS	10	32:52.287		127.6	3	3:10.429 132.4
2 97 L. BRANCKAERTS		CHEVROLET Corvette	9	33:12.588	1 Lap	113.7	9	3:24.063 123.6
3 44 E. DE WEERDT		FORD GT40	8	32:09.054	2 Laps	104.3	8	3:41.786 113.7
4 127 C. SERVAYGE		VOLVO 240 Turbo	8	32:14.061	2 Laps	104.1	7	3:43.923 112.6
5 6 G. DE BAER		FORD GT40	8	32:18.464	2 Laps	103.8	8	3:45.182 112.0
3A								
1 75 T. DE BONHOME / G. BRIEVEN		CITROEN AX Sport	8	31:09.523		107.7	8	3:37.265 116.1
3C								
1 234 D. COOREMAN		HONDA CRX	10	34:05.678		123.0	9	3:12.669 130.9
2 43 D. RIMBERT		BMW E30 318is	9	32:03.923	1 Lap	117.7	6	3:22.024 124.8
3 112 T. KEVERS		VOLKSWAGEN Golf II	8	30:04.231	2 Laps	111.6	5	3:25.670 122.6
3D								
1 30 T. VAN ROMPUY		BMW E30 M3	10	31:40.082		132.5	9	3:00.108 140.0
2 452 F. KRAB		BMW E30 M3	10	32:28.692	+48.610	129.2	8	3:04.068 137.0
3 87 G. FASTRES		BMW E30 M3	10	34:06.961	+2:26.879	123.0	10	3:14.310 129.8
4 61 J. VAN NIEUWENBORGH		BMW E30 325i	9	31:34.677	1 Lap	119.5	6	3:16.802 128.1
5 52 J. BRUNEEL		BMW E30 325i	9	32:46.959	1 Lap	115.1	9	3:24.517 123.3
6 3 S. VERHEGGEN		MERCEDES 190 2.5-16V	9	32:47.805	1 Lap	115.1	8	3:18.983 126.7
■ Not classified								
120 S. DIELEMAN		BMW E30 325i	3	13:20.006			2	3:58.921 105.5
3E								
1 17 E. NULENS / E. BRUYNOGHE		PORSCHE 964	10	31:07.636		134.8	8	2:57.276 142.2
2 2 L. MOORTGAT		PORSCHE 964	10	31:57.473	+49.837	131.3	9	2:59.547 140.4
3 5 E. ALDERS		BMW E30 329i	10	33:28.616	+2:20.980	125.3	8	3:11.577 131.6
4 81 F. BOUVY		VOLVO 240 Turbo	6	20:51.460	4 Laps	120.5	5	3:07.282 134.6
■ Not classified								
66 P. VERBELEN		NISSAN 200SX						
4B								
1 123 L. SEGERS		PEUGEOT 106	9	34:08.823		110.5	5	3:34.201 117.7



September 29, 30
October 1, 2
2022



9-Belcar Historic Cup
SPA SIX HOURS
Race 1 (30 Minutes)


Amended

Final Classification by Class

No Drivers	Team	Car	Laps	Total Time	Gap	Kph	Best Lap		
							Lap	Time	Kph
4C									
1	4 G. FRANCOIS	NISSAN Primera BTCC	9	31:34.501		119.6	9	3:17.097	127.9
2	121 D. POTTERS	PEUGEOT 206	9	33:05.910	+1'31.409	114.0	7	3:26.447	122.1
3	95 R. MOORTGAT	RENAULT Clio	9	34:00.146	+2'25.645	111.0	9	3:29.614	120.3
4	77 I. STALLIVIERE	RENAULT Clio	8	31:51.685	1 Lap	105.3	8	3:40.300	114.5
5	60 S. GUILLEMIJN	SKODA Octavia	8	32:08.462	1 Lap	104.4	7	3:45.616	111.8
■ Not Started									
	126 R. BRUNEEL	OPEL Calibra							
4D									
1	33 T. KUIJL	BMW E36 325i	10	32:13.630		130.2	6	3:02.861	137.9
2	69 B. THAENS / B. THEUNISSEN	BMW E36 325i	10	32:43.878	+30.248	128.2	8	3:08.084	134.1
■ Not classified									
	56 G. DIERCKX	BMW E36 325i	2	17:47.234					
5H									
1	747 N. VAN PELT	PORSCHE 911	9	31:54.244		118.3	7	3:21.928	124.9
2	737 C. BAETEN	PORSCHE 911	9	32:15.267	+21.023	117.0	5	3:26.073	122.4
3	110 G. BRYANT	MORGAN Plus 8	9	32:24.310	+30.066	116.5	9	3:16.441	128.4
4	40 E. QVICK	BMW 320 Turbo	7	22:44.804	2 Laps	129.0	6	3:00.123	140.0
5	35 A. VAN HAM	BMW E12 535i	7	33:05.048	2 Laps	88.7			
5Y									
1	48 C. VAN RIET	BMW E30 M3	10	32:27.989		129.2	9	3:04.558	136.6
2	34 P. SARGEANT	MORGAN Plus 8	8	31:40.007	2 Laps	105.9	8	3:44.119	112.5
3	564 J. LANGE	PEUGEOT 505 Turbo	8	32:27.277	2 Laps	103.4	6	3:46.424	111.4

Published at:

Track Status: **WET**

Stewards Kris LAMBRECHT Jan DHONDT Philippe LACKMAN	Timekeeper Alberto Estebanez 
---	---