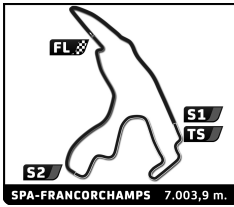


Spa 3 Hours SPA SUMMER CLASSIC Race

Sector Analysis

Invalidated Lap Personal Best Session Best Crossing the pit lane

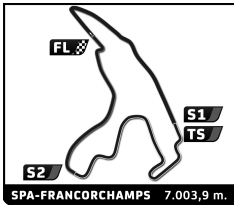
Main data table with columns: Lap, D, Time, Sector 1, Sector 2, Sector 3, T.Spd, Elapsed. Contains race results for GINETTA G4R, AUSTIN HEALEY Sebring Sprite, and FORD Escort RS2000.



Spa 3 Hours SPA SUMMER CLASSIC Race

Sector Analysis

						— Invalidated Lap						■ Personal Best						■ Session Best						■ Crossing the pit lane																	
Lap	D	Time	Sector 1	Sector 2	Sector 3	T.Spd	Elapsed						Lap	D	Time	Sector 1	Sector 2	Sector 3	T.Spd	Elapsed																					
																		12						1.Grégory DESCAMPS						3.Raphael HINDERYCKX						MG B					
																								2.Grégory HOUTMANS						H-1965											
																		13						1.Guenter STEPHAN						2.Thomas KAISER						MG B					
																								H-1976																	
20	1	3:03.187	50.274	1:24.841	48.072	165.4	1:05:03.187						32	1	3:20.882	58.576	1:28.555	53.751	165.4	1:55:22.373																					
40	1	2:56.705	48.471	1:21.651	46.583	202.6	2:08:46.995						40	1	3:21.069	58.304	1:29.260	55.505	172.0	2:22:18.266																					



Spa 3 Hours
SPA SUMMER CLASSIC
Race

Sector Analysis

— Invalidated Lap ■ Personal Best ■ Session Best B Crossing the pit lane

Lap	D	Time	Sector 1	Sector 2	Sector 3	T.Spd	Elapsed	Lap	D	Time	Sector 1	Sector 2	Sector 3	T.Spd	Elapsed
34	1	3:33.769	1:00.515	1:35.666	57.588	145.0	1:59:30.575	15	1	3:33.486	1:01.293	1:35.235	56.958	159.3	59:29.644
35	1	3:35.184	1:01.235	1:36.479	57.470	146.3	2:03:05.759	16	1	3:36.532	1:00.984	1:37.116	58.432	144.4	1:03:06.176
36	1	3:44.805	B 1:00.335	1:36.254	1:08.216	164.6	2:06:50.564	17	1	3:44.809	B 1:00.771	1:37.970	1:06.068	150.6	1:06:50.985
37	1	5:02.839	2:42.871	1:28.946	51.022	155.4	2:11:53.403	18	1	10:06.027	7:27.318	1:38.861	59.848	149.4	1:16:57.012
38	1	3:13.885	52.670	1:27.560	53.655	177.9	2:15:07.288	19	1	3:33.562	1:01.957	1:35.051	56.554	167.7	1:20:30.574
39	1	3:12.509	53.859	1:28.055	50.595	163.1	2:18:19.797	20	1	3:28.235	1:00.343	1:32.808	55.084	162.2	1:23:58.809
40	1	3:13.765	52.969	1:29.940	50.856	170.6	2:21:33.562	21	1	3:30.522	1:01.593	1:32.874	56.055	163.9	1:27:29.331
41	1	3:09.991	52.814	1:27.072	50.105	174.2	2:24:43.553	22	1	3:28.966	59.792	1:32.102	57.072	170.6	1:30:58.297
42	1	3:12.899	53.195	1:29.167	50.537	164.9	2:27:56.452	23	1	3:26.671	1:00.068	1:30.295	56.308	170.1	1:34:24.968
43	1	3:11.003	52.231	1:28.502	50.270	184.0	2:31:07.455	24	1	3:30.452	1:01.222	1:31.998	57.232	168.7	1:37:55.420
44	1	3:13.906	52.903	1:29.631	51.372	155.4	2:34:21.361	25	1	3:32.450	1:01.902	1:33.693	56.855	152.8	1:41:27.870
45	1	3:14.686	52.924	1:28.936	52.826	142.5	2:37:36.047	26	1	3:26.886	59.997	1:30.776	56.113	172.5	1:44:54.756

28 1. Pierre-Etienne BORDET
2. Laurent RICHARD

MARCOS GT1800 H-1965

1	1	3:25.195	1:04.634	1:29.273	51.288		3:25.195
2	1	3:10.604	55.052	1:25.949	49.603	156.7	6:35.799
3	1	3:12.591	54.885	1:26.661	51.045	171.4	9:48.390
4	1	3:20.110	52.967	1:32.729	54.414	195.3	13:08.500
5	1	4:03.763	1:03.308	1:46.128	1:14.327	108.8	17:12.263
6	1	3:34.298	1:08.688	1:34.935	50.675	108.1	20:46.561
7	1	3:09.447	54.882	1:24.157	50.408	182.4	23:56.008
8	1	3:29.670	B 53.037	1:26.224	1:10.409	201.5	27:25.678
9	1	5:04.333	2:47.134	1:27.224	49.975	177.9	32:30.011
10	1	3:17.660	54.416	1:28.320	54.924	153.2	35:47.671
11	1	3:16.469	53.909	1:32.373	50.187	185.6	39:04.140
12	1	3:09.688	53.906	1:25.068	50.714	181.2	42:13.828
13	1	3:11.417	55.538	1:25.844	50.035	182.1	45:25.245
14	1	3:10.383	54.144	1:26.509	49.730	188.5	48:35.628
15	1	3:11.059	54.731	1:25.685	50.643	181.2	51:46.687
16	1	3:07.934	53.005	1:24.922	50.007	192.5	54:54.621
17	1	3:09.262	53.372	1:25.304	50.586	185.9	58:03.883
18	1	3:09.074	53.750	1:25.222	50.102	183.1	1:01:12.957
19	1	3:10.154	52.936	1:25.415	51.803	191.2	1:04:23.111
20	1	3:10.029	53.345	1:26.312	50.372	173.6	1:07:33.140
21	1	3:09.023	53.163	1:25.530	50.330	180.6	1:10:42.163
22	1	3:08.880	53.070	1:25.588	50.222	191.5	1:13:51.043
23	1	3:08.318	52.662	1:25.552	50.104	190.8	1:16:59.361

29 1. Raymond KLOMPSTRA
2. Kees ROZEMA

TVR Grantura MK3 H-1965

1	1	4:03.220	1:30.780	1:35.559	56.881		4:03.220
2	1	3:35.053	1:02.470	1:35.387	57.196	151.3	7:38.273
3	1	3:48.344	B 1:02.373	1:36.668	1:09.303	158.6	11:26.617
4	1	7:20.605	4:40.074	1:41.710	58.821	139.7	18:47.222
5	1	3:37.050	1:02.880	1:36.016	58.154	158.8	22:24.272
6	1	3:40.789	1:02.429	1:38.746	59.614	149.6	26:05.061
7	1	4:12.934	1:14.809	1:56.109	1:02.016	102.9	30:17.995
8	1	3:57.630	1:08.794	1:48.010	1:00.826	129.3	34:15.625
9	1	3:43.056	1:02.945	1:38.934	1:01.177	153.8	37:58.681
10	1	3:36.121	1:01.839	1:36.396	57.886	158.4	41:34.802
11	1	3:36.529	1:01.663	1:36.524	58.342	154.5	45:11.331
12	1	3:35.039	1:01.271	1:36.036	57.732	156.3	48:46.370
13	1	3:33.902	1:01.498	1:35.258	57.146	160.7	52:20.272
14	1	3:35.886	1:02.199	1:35.309	58.378	150.0	55:56.158

30 1. Emeric BORDET
2. Eric DECRONUMBOURG

MARCOS GT1800 H-1965

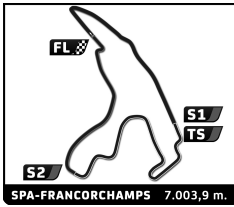
1	1	3:47.191	1:20.313	1:33.352	53.526		3:47.191
2	1	3:17.106	57.171	1:27.347	52.588	156.5	7:04.297
3	1	3:11.379	55.363	1:25.562	50.454	177.3	10:15.676
4	1	3:23.805	55.125	1:33.978	54.702	141.2	13:39.481

33 1. Max SCHMITZ
2. Christian FRANCK

3. Claude DICHTER H-1965

FORD Mustang Notchback

1	1	4:23.414	B 1:54.517	1:33.953	54.944		4:23.414
2	1	3:24.224	56.745	1:33.576	53.903	164.4	7:47.638
3	1	3:21.924	56.063	1:31.484	54.377	161.0	11:09.562
4	1	4:22.682	1:21.890	1:58.072	1:02.720	90.2	15:32.244
5	1	3:54.947	1:02.140	1:48.896	1:03.911	137.9	19:27.191
6	1	3:22.148	57.342	1:31.469	53.337	173.9	22:49.339
7	1	3:38.116	57.278	1:39.261	1:01.577	168.5	26:27.455
8	1	3:51.949	1:00.433	1:49.365	1:02.151	152.1	30:19.404
9	1	3:56.798	1:09.286	1:47.090	1:00.422	121.3	34:16.202
10	1	3:27.056	57.941	1:33.248	55.867	150.8	37:43.258
11	1	3:32.954	59.782	1:35.923	57.249	148.4	41:16.212
12	1	3:26.797	58.208	1:32.949	55.640	153.2	44:43.009
13	1	4:02.770	B 59.084	1:36.082	1:27.604	156.1	48:45.779
14	1	8:34.464	6:17.744	1:26.865	49.855	168.7	57:20.243
15	1	3:09.343	53.508	1:26.125	49.710	168.2	1:00:29.586
16	1	3:10.474	54.538	1:26.449	49.487	144.2	1:03:40.060
17	1	3:06.082	52.761	1:24.140	49.181	177.6	1:06:46.142
18	1	3:08.689	53.268	1:25.953	49.468	169.0	1:09:54.831
19	1	3:07.931	53.217	1:24.430	50.284	168.0	1:13:02.762



Spa 3 Hours
SPA SUMMER CLASSIC
Race

Sector Analysis

— Invalidated Lap ■ Personal Best ■ Session Best B Crossing the pit lane

Lap	D	Time	Sector 1	Sector 2	Sector 3	T.Spd	Elapsed	Lap	D	Time	Sector 1	Sector 2	Sector 3	T.Spd	Elapsed
35	1	3:08.697	53.894	1:25.051	49.752	187.2	1:58:11.734	7	1	3:13.822	56.248	1:25.440	52.134	161.4	24:16.774
36	1	3:09.838	54.713	1:25.554	49.571	190.1	2:01:21.572	8	1	3:32.109	56.268	1:28.755	1:07.086	168.2	27:48.883
37	1	3:09.906	54.811	1:25.974	49.121	173.4	2:04:31.478	9	1	4:01.699	1:07.546	1:50.156	1:03.997	117.0	31:50.582
38	1	3:10.286	54.024	1:26.682	49.580	190.1	2:07:41.764	10	1	3:39.836	1:09.815	1:37.680	52.341	113.6	35:30.418
39	1	3:09.352	53.390	1:26.009	49.953	194.9	2:10:51.116	11	1	3:15.293	56.030	1:26.734	52.529	180.0	38:45.711
40	1	3:09.605	54.082	1:25.905	49.618	184.9	2:14:00.721	12	1	3:14.346	57.116	1:25.179	52.051	161.9	42:00.057
41	1	3:10.118	54.132	1:26.062	49.924	174.8	2:17:10.839	13	1	3:14.785	57.090	1:26.121	51.574	167.2	45:14.842
42	1	3:13.823	54.800	1:29.176	49.847	185.9	2:20:24.662	14	1	3:18.904	57.199	1:26.419	55.286	160.7	48:33.746
43	1	3:11.901	55.909	1:25.980	50.012	193.2	2:23:36.563	15	1	3:23.876B	57.463	1:25.897	1:00.516	170.3	51:57.622
44	1	3:13.482	54.985	1:27.729	50.768	172.5	2:26:50.045	16	1	5:19.633	2:53.047	1:32.470	54.116	144.8	57:17.255
45	1	3:15.730	56.315	1:27.811	51.604	169.3	2:30:05.775	17	1	3:19.654	57.779	1:28.619	53.256	155.8	1:00:36.909
46	1	3:18.350	56.608	1:30.146	51.596	153.0	2:33:24.125	18	1	3:20.969	59.071	1:28.372	53.526	154.9	1:03:57.878
47	1	3:18.098	56.620	1:30.687	50.791	141.9	2:36:42.223	19	1	3:21.936	58.124	1:29.392	54.420	154.1	1:07:19.814

49 1. Michael GRAY
2. Kallum GRAY

JAGUAR E Type
H-1965

1	1	3:40.321	1:19.670	1:29.036	51.615		3:40.321
2	1	3:08.733	53.594	1:26.564	48.575	179.7	6:49.054
3	1	3:07.646	51.981	1:24.897	50.768	179.4	9:56.700
4	1	3:17.321	52.714	1:29.341	55.266	186.9	13:14.021
5	1	4:03.260	1:02.703	1:44.704	1:15.853	111.2	17:17.281
6	1	3:30.936	1:07.815	1:34.150	48.971	99.7	20:48.217
7	1	3:04.176	52.038	1:22.663	49.475	183.7	23:52.393
8	1	3:15.037	51.693	1:24.480	58.864	185.9	27:07.430
9	1	3:40.720	1:05.401	1:36.296	59.023	147.1	30:48.150
10	1	3:42.010	1:04.600	1:36.601	1:00.809	155.8	34:30.160
11	1	3:02.702	52.038	1:22.506	48.158	198.9	37:32.862
12	1	3:01.988	51.397	1:22.565	48.026	197.8	40:34.850
13	1	3:02.057	50.750	1:22.056	49.251	203.0	43:36.907
14	1	3:00.497	51.108	1:21.538	47.851	210.1	46:37.404
15	1	3:17.812B	52.154	1:23.864	1:01.794	198.2	49:55.216
16	1	7:10.981	4:51.478	1:30.588	48.915	88.9	57:06.197
17	1	3:06.076	52.366	1:25.039	48.671	173.4	1:00:12.273
18	1	3:10.449	53.540	1:26.621	50.288	168.0	1:03:22.722
19	1	3:06.008	51.468	1:25.895	48.645	196.0	1:06:28.730
20	1	3:05.738	51.404	1:25.384	48.950	196.7	1:09:34.468
21	1	3:04.322	51.121	1:24.588	48.613	194.9	1:12:38.790
22	1	3:03.902	51.056	1:24.379	48.467	196.4	1:15:42.692
23	1	3:02.965	50.164	1:23.956	48.845	191.8	1:18:45.657
24	1	3:03.782	50.136	1:25.364	48.282	192.2	1:21:49.439
25	1	3:04.448	50.532	1:25.220	48.696	184.0	1:24:53.887
26	1	3:04.993	50.954	1:24.494	49.545	184.9	1:27:58.880
27	1	3:07.557	50.137	1:26.409	51.011	188.8	1:31:06.437
28	1	3:34.771	1:06.735	1:32.539	55.497	125.0	1:34:41.208
29	1	3:18.146	56.768	1:29.500	51.878	147.9	1:37:59.354
30	1	3:32.078B	56.293	1:28.530	1:07.255	158.1	1:41:31.432

51 1. Jorge SANTOS
2. Alcides PETIZ

3. Jorge PETIZ

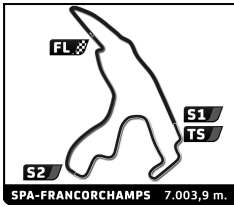
ALFA ROMEO GTAm
H-1971

1	1	3:46.536	1:21.778	1:31.339	53.419		3:46.536
2	1	3:17.261	57.526	1:27.155	52.580	167.2	7:03.797
3	1	3:14.538	57.225	1:25.428	51.885	163.6	10:18.335
4	1	3:22.933	58.462	1:28.624	55.847	153.2	13:41.268
5	1	3:52.059	1:00.444	1:34.269	1:17.346	158.1	17:33.327
6	1	3:29.625	1:04.889	1:33.557	51.179	138.6	21:02.952

52 1. Rhea SAUTTER
2. Andrew NEWALL

JAGUAR E Type
H-1965

1	1	2:57.398	50.551	1:21.050	45.797		2:57.398
2	1	2:55.915	49.233	1:21.108	45.574	184.9	5:53.313
3	1	2:56.165	49.509	1:21.073	45.583	189.1	8:49.478
4	1	2:57.330	49.023	1:21.395	46.912	196.4	11:46.808
5	1	3:58.204	57.762	1:51.860	1:08.582	120.3	15:45.012
6	1	3:54.668	1:08.403	1:43.814	1:02.451	120.9	19:39.680
7	1	2:56.980	50.756	1:20.912	45.312	199.3	22:36.660
8	1	2:55.915	48.707	1:21.197	46.011	191.5	25:32.575
9	1	3:03.558	49.256	1:24.917	49.385	173.9	28:36.133
10	1	3:28.486	55.020	1:33.636	59.830	137.1	32:04.619
11	1	3:26.216	1:05.209	1:34.726	46.281	130.0	35:30.835
12	1	2:55.303	48.769	1:21.256	45.278	190.8	38:26.138
13	1	2:57.377	48.744	1:21.701	46.932	198.5	41:23.515
14	1	3:02.685B	48.890	1:21.185	52.610	198.2	44:26.200
15	1	3:26.240	1:19.354	1:21.330	45.556	198.5	47:52.440
16	1	2:56.307	48.801	1:21.919	45.587	194.9	50:48.747
17	1	2:59.177	49.641	1:22.658	46.878	187.5	53:47.924
18	1	2:56.621	49.111	1:20.977	46.533	191.8	56:44.545
19	1	2:55.719	49.132	1:20.568	46.019	194.6	59:40.264
20	1	3:02.067	50.915	1:25.505	45.647	154.3	1:02:42.331
21	1	2:56.912	49.571	1:21.270	46.071	196.4	1:05:39.243



Spa 3 Hours SPA SUMMER CLASSIC Race

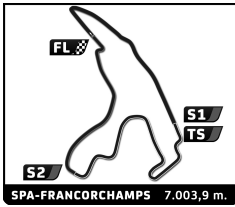
Sector Analysis

Invalidated Lap Personal Best Session Best Crossing the pit lane

Table with 14 columns: Lap, D, Time, Sector 1, Sector 2, Sector 3, T.Spd, Elapsed. Contains race data for multiple drivers, with highlighted best times in green.

Table for driver 58, Patrick WILWERT / Michel WELTER. Columns: Lap, D, Time, Sector 1, Sector 2, Sector 3, T.Spd, Elapsed.

Table for driver 61, Lars ROLNER / Pierre-Alain THIBAUT. Columns: Lap, D, Time, Sector 1, Sector 2, Sector 3, T.Spd, Elapsed.

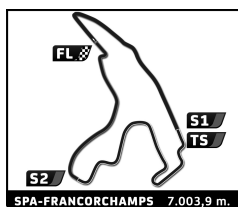


Spa 3 Hours
SPA SUMMER CLASSIC
Race

Sector Analysis

— Invalidated Lap ■ Personal Best ■ Session Best ■ Crossing the pit lane

Lap	D	Time	Sector 1	Sector 2	Sector 3	T.Spd	Elapsed	Lap	D	Time	Sector 1	Sector 2	Sector 3	T.Spd	Elapsed
70 1.Charles ARTON 2.Brian EVANS 3.Vance KEARNEY FORD Capri Perana H-1976								11	1	3:06.199	52.270	1:23.971	49.958	164.6	38:49.543
12	1	3:05.724	52.253	1:23.556	49.915	163.6	41:55.267								
13	1	3:07.513	52.481	1:24.952	50.080	169.3	45:02.780								
14	1	3:06.992	52.402	1:24.131	50.459	169.3	48:09.772								
15	1	3:05.817	52.218	1:23.396	50.203	169.5	51:15.589								
16	1	3:03.431	51.402	1:23.058	48.971	179.1	54:19.020								
17	1	3:06.112	53.059	1:22.860	50.193	170.1	57:25.132								
18	1	3:04.993	51.228	1:24.518	49.247	165.1	1:00:30.125								
19	1	3:06.853	52.911	1:25.136	48.806	152.3	1:03:36.978								
20	1	3:04.774	51.105	1:23.475	50.194	178.2	1:06:41.752								
21	1	3:05.114	51.180	1:23.841	50.093	172.5	1:09:46.866								
22	1	3:04.306	51.484	1:23.499	49.323	178.8	1:12:51.172								
23	1	3:05.396	51.612	1:23.910	49.874	180.9	1:15:56.568								
24	1	3:04.547	52.582	1:23.054	48.911	170.1	1:19:01.115								
25	1	3:19.468 B	51.718	1:22.788	1:04.962	178.5	1:22:20.583								
26	1	9:15.817	7:00.855	1:25.595	49.367	171.2	1:31:36.400								
27	1	3:08.204	53.213	1:25.374	49.617	183.4	1:34:44.604								
28	1	3:08.962	53.070	1:25.061	50.831	175.6	1:37:53.566								
29	1	3:06.055	52.964	1:24.597	48.494	202.6	1:40:59.621								
30	1	3:07.251	52.148	1:24.195	50.908	201.9	1:44:06.872								
31	1	3:06.289	52.575	1:24.769	48.945	196.7	1:47:13.161								
32	1	3:05.530	52.022	1:23.992	49.516	190.8	1:50:18.691								
33	1	3:03.094	52.095	1:23.363	47.636	195.3	1:53:21.785								
34	1	3:01.980	51.689	1:22.413	47.878	200.0	1:56:23.765								
35	1	3:03.023	51.225	1:23.172	48.626	197.1	1:59:26.788								
36	1	3:15.188 B	51.470	1:26.441	57.277	186.2	2:02:41.976								
37	1	5:01.476	2:48.852	1:23.881	48.743	169.5	2:07:43.452								
38	1	3:06.126	53.009	1:23.952	49.165	175.6	2:10:49.578								
39	1	3:04.504	52.298	1:22.745	49.461	180.6	2:13:54.082								
40	1	3:09.352	53.186	1:26.576	49.590	167.7	2:17:03.434								
41	1	3:07.371	52.251	1:25.400	49.720	175.3	2:20:10.805								
42	1	3:08.907	53.406	1:26.027	49.474	170.6	2:23:19.712								
43	1	3:07.991	53.254	1:25.246	49.491	174.8	2:26:27.703								
44	1	3:06.160	52.419	1:23.789	49.952	184.3	2:29:33.863								
45	1	3:06.875	52.673	1:24.082	50.120	178.2	2:32:40.738								
46	1	3:14.074	55.933	1:27.832	50.309	172.2	2:35:54.812								
47	1	3:10.110	53.459	1:24.884	51.767	166.4	2:39:04.922								
85 1.Stephen BOND 2.Cliff GRAY LOTUS Elan 26R H-1965								1	1	3:40.513	1:15.282	1:30.076	55.155		3:40.513
2	1	3:17.618	56.844	1:27.819	52.955	165.9	6:58.131								
3	1	3:10.535	54.601	1:26.324	49.610	176.2	10:08.666								
4	1	3:20.958	53.638	1:32.638	54.682	170.9	13:29.624								
5	1	4:00.005	1:00.520	1:42.651	1:16.834	141.9	17:29.629								
6	1	3:31.170	1:04.868	1:35.185	51.117	125.3	21:00.799								
7	1	3:10.283	53.183	1:25.865	51.235	172.5	24:11.082								
8	1	3:19.173	53.348	1:28.290	57.535	177.9	27:30.255								
9	1	3:36.628	1:00.922	1:34.257	1:01.449	135.7	31:06.883								
10	1	3:34.279	1:01.818	1:33.578	58.883	137.4	34:41.162								
11	1	3:16.278	54.656	1:27.576	54.046	180.3	37:57.440								
12	1	3:10.935	54.055	1:26.462	50.418	186.5	41:08.375								
13	1	3:17.052 B	53.603	1:24.991	58.458	176.8	44:25.427								
14	1	4:46.524	2:28.746	1:27.232	50.546	163.6	49:11.951								
15	1	3:09.988	53.732	1:25.316	50.940	177.0	52:21.939								
16	1	3:09.153	54.182	1:25.642	49.329	186.2	55:31.092								
17	1	3:25.383 B	54.044	1:27.196	1:04.143	175.6	58:56.475								
83 1.Bruno DUARTE 2.Filipe Silva JESUS PORSCHE 911 RS 3.0 H-1976								1	1	3:14.000	59.905	1:25.411	48.684		3:14.000
2	1	3:05.505	52.236	1:24.690	48.579	185.9	6:19.505								
3	1	3:03.773	51.872	1:23.133	48.768	192.5	9:23.278								
4	1	3:19.378	51.957	1:26.120	1:01.301	202.6	12:42.656								
5	1	4:16.044	1:14.359	1:50.100	1:11.585	123.4	16:58.700								
6	1	3:38.322	1:09.821	1:39.466	49.035	119.9	20:37.022								
7	1	3:05.870	52.324	1:24.514	49.032	195.3	23:42.892								
8	1	3:12.794	52.193	1:24.292	56.309	199.6	26:55.686								
9	1	3:40.670 B	55.857	1:36.908	1:07.905	182.7	30:36.356								
10	1	5:06.988	2:47.115	1:28.229	51.644	163.6	35:43.344								

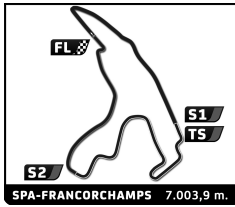


Spa 3 Hours SPA SUMMER CLASSIC Race

Sector Analysis

— Invalidated Lap ■ Personal Best ■ Session Best B Crossing the pit lane

Lap	D	Time	Sector 1	Sector 2	Sector 3	T.Spd	Elapsed	Lap	D	Time	Sector 1	Sector 2	Sector 3	T.Spd	Elapsed
<div style="border: 1px solid black; padding: 2px; display: inline-block;">87</div> 1. Philippe VERMAST 2. Charles KAUFFMAN TRIUMPH TR4 H-1965								3	1	3:06.904	52.760	1:23.938	50.206	180.9	9:47.679
4	1	3:18.089	52.364	1:31.165	54.560	175.6	13:05.768								
5	1	4:03.555	1:03.888	1:45.737	1:13.930	117.5	17:09.323								
6	1	3:34.003	1:09.051	1:35.459	49.493	122.4	20:43.326								
7	1	3:08.698	53.105	1:25.777	49.816	174.8	23:52.024								
8	1	3:21.007	51.961	1:27.019	1:02.027	175.0	27:13.031								
9	1	3:38.839	1:03.157	1:35.843	59.839	136.9	30:51.870								
10	1	3:39.364	1:04.140	1:35.904	59.320	132.5	34:31.234								
11	1	3:07.719	52.762	1:25.334	49.623	178.5	37:38.953								
12	1	3:03.898	52.146	1:23.532	48.220	187.8	40:42.851								
13	1	3:03.695	51.232	1:23.679	48.784	199.3	43:46.546								
14	1	3:05.069	52.482	1:23.608	48.979	181.8	46:51.615								
15	1	3:04.684	52.295	1:23.632	48.757	194.2	49:56.299								
16	1	3:04.698	51.582	1:24.446	48.670	184.0	53:00.997								
17	1	3:13.507 B	53.363	1:24.649	55.495	181.5	56:14.504								
18	1	5:04.603	2:53.213	1:23.788	47.602	174.2	1:01:19.107								
19	1	3:02.094	51.654	1:22.363	48.077	186.5	1:04:21.201								
20	1	3:01.657	51.103	1:22.608	47.946	182.7	1:07:22.858								
21	1	3:01.380	51.311	1:22.547	47.522	181.2	1:10:24.238								
22	1	3:01.957	51.181	1:23.225	47.551	181.2	1:13:26.195								
23	1	3:02.217	51.183	1:23.656	47.378	175.3	1:16:28.412								
24	1	3:02.270	50.847	1:23.600	47.823	169.3	1:19:30.682								
25	1	3:02.093	50.900	1:22.923	48.270	173.6	1:22:32.775								
26	1	3:04.008	52.417	1:22.768	48.823	185.2	1:25:36.783								
<div style="border: 1px solid black; padding: 2px; display: inline-block;">92</div> 1. Alain JADOT 2. José CLOSE MARCOS 1800GT H-1965								1	1	3:30.130	1:11.889	1:27.280	50.961		3:30.130
2	1	3:13.968	55.017	1:27.480	51.471	157.2	6:44.098								
3	1	3:11.831	54.390	1:26.214	51.227	172.0	9:55.929								
4	1	3:24.053	54.203	1:33.932	55.918	165.9	13:19.982								
5	1	4:00.247	58.416	1:46.527	1:15.304	133.3	17:20.229								
6	1	3:30.789	1:06.525	1:33.914	50.350	125.4	20:51.018								
7	1	3:10.488	54.366	1:25.043	51.079	169.8	24:01.506								
8	1	3:25.102	54.853	1:27.959	1:02.290	173.9	27:26.608								
9	1	3:37.441	1:00.464	1:34.301	1:02.676	125.6	31:04.049								
10	1	3:33.189	1:00.455	1:34.556	58.178	147.5	34:37.238								
11	1	7:28.270	5:08.156	1:27.026	53.088	155.2	42:05.508								
12	1	3:14.290	56.637	1:26.265	51.388	163.9	45:19.798								
13	1	3:11.348	55.277	1:25.343	50.728	164.6	48:31.146								
14	1	3:10.859	55.157	1:25.067	50.635	173.1	51:42.005								
15	1	3:08.030	54.012	1:23.849	50.169	175.0	54:50.035								
16	1	3:08.566	53.810	1:24.137	50.619	177.9	57:58.601								
17	1	3:06.144	53.783	1:22.855	49.506	178.5	1:01:04.745								
18	1	3:05.520	53.242	1:22.627	49.651	176.2	1:04:10.265								
19	1	3:20.573 B	53.647	1:23.734	1:03.192	180.3	1:07:30.838								
20	1	5:44.636	3:22.828	1:28.633	53.175	158.8	1:13:15.474								
21	1	3:20.837	56.092	1:30.577	54.168	172.8	1:16:36.311								
22	1	3:24.216	56.010	1:29.074	59.132	165.9	1:20:00.527								
23	1	3:16.305	56.351	1:28.780	51.174	162.2	1:23:16.832								
24	1	3:15.516	55.237	1:27.852	52.427	178.5	1:26:32.348								
25	1	3:13.390	55.439	1:26.929	51.022	187.8	1:29:45.738								
26	1	3:16.983	56.357	1:29.194	51.432	163.4	1:33:02.721								
27	1	3:19.658	56.932	1:30.262	52.464	182.1	1:36:22.379								
28	1	3:16.513	56.224	1:29.170	51.119	166.7	1:39:38.892								
29	1	3:14.885	55.739	1:27.102	52.044	177.6	1:42:53.777								
30	1	3:15.496	54.708	1:29.265	51.523	185.2	1:46:09.273								
<div style="border: 1px solid black; padding: 2px; display: inline-block;">88</div> 1. Alexander SCHLÜCHTER 2. Michael FUNKE LOTUS Elan 26R H-1965								1	1	3:34.003	1:15.894	1:28.054	50.055		3:34.003
2	1	3:06.772	53.956	1:24.068	48.748	181.8	6:40.775								

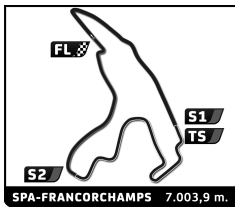


Spa 3 Hours
SPA SUMMER CLASSIC
Race

Sector Analysis

— Invalidated Lap ■ Personal Best ■ Session Best B Crossing the pit lane

Lap	D	Time	Sector 1	Sector 2	Sector 3	T.Sp	Elapsed	Lap	D	Time	Sector 1	Sector 2	Sector 3	T.Sp	Elapsed
239 1.Volker HICHERT 2.Björn EBSEN ALFA ROMEO GTAm H-1971								3	1	3:01.544	50.994	1:22.970	47.580	178.5	9:08.990
4	1	3:07.810	51.092	1:24.510	52.208	186.2	12:16.800								
5	1	3:45.069	1:06.541	1:38.172	1:00.356	134.0	16:01.869								
6	1	3:43.399	1:03.770	1:38.403	1:01.226	141.9	19:45.268								
7	1	3:05.815	51.375	1:25.818	48.622	177.6	22:51.083								
8	1	3:04.381	50.643	1:25.296	48.442	177.9	25:55.464								
9	1	3:06.567	51.766	1:25.741	49.060	165.4	29:02.031								
10	1	3:17.921 B	52.327	1:24.985	1:00.609	178.8	32:19.952								
11	1	8:23.181	6:13.766	1:22.267	47.148	161.7	40:43.133								
12	1	2:56.536	49.196	1:19.967	47.373	195.7	43:39.669								
13	1	2:58.823	51.246	1:21.427	46.150	180.0	46:38.492								
14	1	2:56.697	49.869	1:20.492	46.336	190.1	49:35.189								
15	1	2:57.245	49.542	1:20.952	46.751	193.5	52:32.434								
16	1	2:58.407	49.294	1:22.156	46.957	186.9	55:30.841								
17	1	2:58.408	49.701	1:21.759	46.948	182.7	58:29.249								
18	1	2:57.235	49.474	1:20.422	47.339	198.5	1:01:26.484								
19	1	2:57.236	49.141	1:20.473	47.622	194.6	1:04:23.720								
20	1	2:58.811	49.337	1:22.303	47.171	192.9	1:07:22.531								
21	1	2:54.711	48.846	1:19.900	45.965	196.7	1:10:17.242								
22	1	2:57.045	48.834	1:20.877	47.334	186.2	1:13:14.287								
23	1	2:57.467	49.150	1:20.537	47.780	197.8	1:16:11.754								
24	1	2:57.405	49.673	1:19.969	47.763	195.3	1:19:09.159								
25	1	2:58.305	49.084	1:21.519	47.702	193.5	1:22:07.464								
26	1	2:57.274	51.269	1:20.271	45.734	195.3	1:25:04.738								
27	1	2:56.172	48.958	1:20.853	46.361	176.8	1:28:00.910								
28	1	3:02.206	48.916	1:25.146	48.144	193.5	1:31:03.116								
29	1	2:57.826	49.722	1:21.577	46.527	187.5	1:34:00.942								
30	1	2:55.277	49.094	1:20.196	45.987	190.5	1:36:56.219								
31	1	2:56.060	48.703	1:20.868	46.489	190.8	1:39:52.279								
32	1	3:09.396 B	50.038	1:22.409	56.949	176.5	1:43:01.675								
33	1	4:47.569	2:35.576	1:23.765	48.228	181.5	1:47:49.244								
34	1	3:02.417	53.165	1:22.328	46.924	175.6	1:50:51.661								
35	1	3:09.074 B	50.106	1:22.509	56.459	182.1	1:54:00.735								
36	1	4:35.382	2:24.162	1:22.606	48.614	180.9	1:58:36.117								
37	1	2:59.877	50.048	1:21.778	48.051	185.2	2:01:35.994								
38	1	3:01.079	49.971	1:22.581	48.527	182.4	2:04:37.073								
39	1	2:59.637	50.053	1:22.363	47.221	192.5	2:07:36.710								
40	1	2:56.618	49.679	1:20.552	46.387	186.2	2:10:33.328								
41	1	3:01.632	49.981	1:20.947	50.704	187.8	2:13:34.960								
42	1	3:00.623	50.291	1:22.303	48.029	190.1	2:16:35.583								
43	1	2:59.792	50.275	1:21.720	47.797	193.2	2:19:35.375								
44	1	2:59.803	49.142	1:20.375	50.286	203.4	2:22:35.178								
45	1	3:01.811	50.764	1:22.942	48.105	172.0	2:25:36.989								
46	1	3:00.311	49.368	1:21.002	49.941	185.2	2:28:37.300								
47	1	3:07.771	51.934	1:22.338	53.499	179.7	2:31:45.071								
48	1	3:17.969	56.714	1:28.750	52.505	166.2	2:35:03.040								
49	1	3:24.699	54.181	1:25.652	1:04.866	169.5	2:38:27.739								
269 1.Olivier MUYTJENS 2.Brice PINEAU 3.Grégoire AUDI SHELBY Cobra Daytona H-1965								327 1.Nuno NUNES 2.Piero DAL MASO 3.Guilherme DAL MASO PORSCHE 911 SWB H-1965							
1	1	3:05.728	53.512	1:24.614	47.602		3:05.728								
2	1	3:01.718	50.466	1:23.824	47.428	178.2	6:07.446								
1	1	3:48.044		1:21.978			3:48.044								
2	1	3:19.526	57.533	1:29.034	52.959	164.9	7:07.570								
3	1	3:18.386	57.266			170.1	10:25.956								
4	1	3:30.754	59.052	1:35.423	56.279	157.2	13:56.710								
5	1	3:39.784	1:01.309	1:34.775	1:03.700	145.7	17:36.494								
6	1	3:30.962	1:04.609			151.3	21:07.456								
7	1	3:16.439	56.724	1:27.953	51.762	178.8	24:23.895								

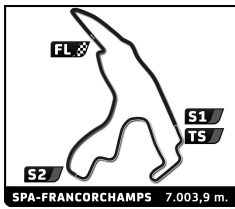


**Spa 3 Hours
SPA SUMMER CLASSIC
Race**

Sector Analysis

— Invalidated Lap ■ Personal Best ■ Session Best B Crossing the pit lane

Lap	D	Time	Sector 1	Sector 2	Sector 3	T.Spd	Elapsed	Lap	D	Time	Sector 1	Sector 2	Sector 3	T.Spd	Elapsed
<div style="display: flex; justify-content: space-between;"> <div style="border: 1px solid black; padding: 5px; width: 15%;"> 352 </div> <div style="width: 80%;"> <p>1. David KONSBRUCK 2. Laurent PICHONNIER</p> </div> <div style="width: 10%; text-align: right;"> <p>SHELBY Mustang GT 350 H-1965</p> </div> </div>															
8	1	3:26.309	56.450	1:30.601	59.258	180.3	27:50.204								
9	1	4:01.644	1:07.340	1:49.840	1:04.464	129.3	31:51.848								
10	1	3:40.818	1:09.651	1:37.407	53.760	120.1	35:32.666								
11	1	3:18.868	57.943			173.9	38:51.534								
12	1	3:17.987	57.740	1:27.791	52.456	175.3	42:09.521								
13	1	3:19.044	57.386			170.9	45:28.565								
14	1	3:18.055	56.945	1:28.601	52.509	175.9	48:46.620								
15	1	3:27.882 B	57.290	1:29.950	1:00.642	173.9	52:14.502								
16	1	5:13.092	2:46.650	1:32.474	53.968	158.8	57:27.594								
17	1	3:21.540	58.354			177.3	1:00:49.134								
18	1	3:19.352	57.390			184.0	1:04:08.486								
19	1	3:17.484	57.291	1:28.135	52.058	180.6	1:07:25.970								
20	1	3:19.178	58.959	1:28.178	52.041	182.7	1:10:45.148								
21	1	3:17.260	57.040	1:27.862	52.358	182.1	1:14:02.408								
22	1	3:18.854	57.265	1:29.478	52.111	186.5	1:17:21.262								
23	1	3:17.523	57.064	1:28.731	51.728	185.9	1:20:38.785								
24	1	3:21.022	58.205	1:30.207	52.610	186.5	1:23:59.807								
25	1	3:18.897	56.978	1:28.976	52.943	168.5	1:27:18.704								
26	1	3:17.569	56.607	1:28.182	52.780	186.5	1:30:36.273								
27	1	3:19.824	56.780			185.6	1:33:56.097								
28	1	3:15.348	56.591			184.6	1:37:11.445								
29	1	3:16.427	56.654			184.9	1:40:27.872								
30	1	3:18.392	56.690	1:27.519	54.183	184.9	1:43:46.264								
31	1	3:16.255	57.280	1:26.627	52.348	187.8	1:47:02.519								
32	1	3:27.518 B	56.342	1:30.073	1:01.103	181.8	1:50:30.037								
33	1	11:08.040	8:40.517	1:32.593	54.930	147.1	2:01:38.077								
34	1	3:22.856	59.590	1:30.239	53.027	170.9	2:05:00.933								
35	1	3:22.033	58.278	1:30.612	53.143	168.2	2:08:22.966								
36	1	3:19.287	57.936			158.4	2:11:42.253								
37	1	3:25.365	57.339			176.2	2:15:07.618								
38	1	3:23.452	58.589			171.4	2:18:31.070								
39	1	3:21.502	58.408			176.5	2:21:52.572								
40	1	3:19.837	56.660			183.4	2:25:12.409								
41	1	3:21.907	57.196	1:30.238	54.473	175.6	2:28:34.316								
42	1	3:27.006	59.493			158.4	2:32:01.322								
43	1	3:27.857	57.320			158.8	2:35:29.179								
44	1	3:16.768	57.113			182.7	2:38:45.947								
<div style="display: flex; justify-content: space-between;"> <div style="border: 1px solid black; padding: 5px; width: 15%;"> 337 </div> <div style="width: 80%;"> <p>1. Piero DAL MASO 3. José CARVALHOSA 2. Guilherme DAL MASO</p> </div> <div style="width: 10%; text-align: right;"> <p>PORSCHE 911 2.5 ST H-1971</p> </div> </div>															
1	1	3:28.755	1:10.558	1:28.159	50.038		3:28.755								
2	1	3:13.768	54.908	1:28.261	50.599	181.8	6:42.523								
3	1	3:11.295	54.904	1:26.337	50.054	186.2	9:53.818								
4	1	3:16.825	54.213	1:29.182	53.430	187.2	13:10.643								
5	1	4:04.057	1:03.918	1:45.298	1:14.841	118.6	17:14.700								
6	1	3:33.091	1:08.012	1:34.740	50.339	110.4	20:47.791								
7	1	3:10.506	54.552	1:25.743	50.211	176.5	23:58.297								
8	1	3:21.610	54.037	1:27.364	1:00.209	188.8	27:19.907								
9	1	3:44.023 B	1:01.922	1:35.308	1:06.793	139.5	31:03.930								
10	1	5:28.888	3:12.985	1:26.267	49.636	154.5	36:32.818								
11	1	3:07.488	54.699	1:23.883	48.906	191.5	39:40.306								
12	1	3:10.164	54.073	1:25.997	50.094	177.6	42:50.470								
13	1	3:08.035	54.381	1:24.379	49.275	170.3	45:58.505								
14	1	3:05.868	53.930	1:23.275	48.663	188.5	49:04.373								
15	1	3:06.530	53.524	1:23.962	49.044	188.8	52:10.903								
16	1	3:22.359 B	54.472	1:26.848	1:01.039	165.6	55:33.262								
<div style="display: flex; justify-content: space-between;"> <div style="border: 1px solid black; padding: 5px; width: 15%;"> 501 </div> <div style="width: 80%;"> <p>1. Ricardo PEREIRA 3. André PARDAL 2. Fernando MAYER GASPAS</p> </div> <div style="width: 10%; text-align: right;"> <p>FORD Escort RS2000 H-1976</p> </div> </div>															
1	1	3:24.898	1:08.188	1:26.157	50.553		3:24.898								
2	1	3:09.033	55.296	1:24.179	49.558	172.5	6:33.931								
3	1	3:08.433	54.699	1:22.847	50.887	182.7	9:42.364								
4	1	3:17.521	54.776	1:26.790	55.955	177.3	12:59.885								
5	1	4:05.129	1:05.719	1:46.225	1:13.185	116.0	17:05.014								



Spa 3 Hours SPA SUMMER CLASSIC Race

Sector Analysis

— Invalidated Lap ■ Personal Best ■ Session Best **B** Crossing the pit lane

Lap	D	Time	Sector 1	Sector 2	Sector 3	T.Spd	Elapsed	Lap	D	Time	Sector 1	Sector 2	Sector 3	T.Spd	Elapsed
41	1	3:07.641	52.383	1:26.551	48.707	160.0	2:17:51.321								
42	1	3:12.716	53.335	1:26.494	52.887	180.0	2:21:04.037								
43	1	3:13.422	53.173	1:29.330	50.919	170.6	2:24:17.459								
44	1	3:11.292	53.492	1:27.012	50.788	172.5	2:27:28.751								
45	1	3:09.894	52.925	1:26.333	50.636	174.2	2:30:38.645								
46	1	3:19.873	53.309	1:35.686	50.878	141.5	2:33:58.518								

777	1. Jan-Willem ANDRE DE LA 3. Ad VERKUIJLEN	FORD Shelby Mustang
	2. Sam DEJONGHE	H-1965

1	1	3:37.722	1:14.608	1:29.981	53.133		3:37.722								
2	1	3:16.519	54.754	1:31.013	50.752	161.9	6:54.241								
3	1	3:11.040	55.382	1:25.671	49.987	159.1	10:05.281								
4	1	3:22.866	54.006	1:32.873	55.987	170.9	13:28.147								
5	1	3:59.031	1:00.279	1:42.654	1:16.098	136.4	17:27.178								
6	1	3:31.759	1:05.387	1:35.902	50.470	129.5	20:58.937								
7	1	3:12.426	54.721	1:26.867	50.838	157.7	24:11.363								
8	1	3:19.828	54.319	1:28.202	57.307	168.5	27:31.191								
9	1	3:37.138	1:00.641	1:34.455	1:02.042	134.2	31:08.329								
10	1	3:33.352	1:01.165	1:33.303	58.884	130.4	34:41.681								
11	1	3:13.478	54.917	1:26.211	52.350	166.4	37:55.159								
12	1	3:09.179	52.965	1:25.851	50.363	164.6	41:04.338								
13	1	3:11.180	54.027	1:26.058	51.095	167.2	44:15.518								
14	1	3:34.107 B	54.908	1:29.441	1:09.758	160.2	47:49.625								
15	1	6:45.272	4:15.011	1:34.365	55.896	153.4	54:34.897								
16	1	3:30.489	57.964	1:34.786	57.739	171.7	58:05.386								
17	1	3:28.402	58.610	1:33.367	56.425	150.8	1:01:33.788								
18	1	3:28.212	58.662	1:34.086	55.464	147.5	1:05:02.000								
19	1	3:35.533	1:00.728	1:35.355	59.450	145.9	1:08:37.533								
20	1	3:50.953 B	1:05.484	1:36.515	1:08.954	152.1	1:12:28.486								
21	1	9:04.123	6:34.991	1:32.761	56.371	163.1	1:21:32.609								
22	1	3:24.309	57.435	1:31.683	55.191	152.5	1:24:56.918								
23	1	3:23.602	56.291	1:31.920	55.391	152.8	1:28:20.520								
24	1	3:26.065	56.872	1:34.889	54.304	157.7	1:31:46.585								
25	1	3:25.639	57.668	1:33.988	53.983	140.4	1:35:12.224								
26	1	3:35.035 B	58.394	1:32.503	1:04.138	141.2	1:38:47.259								
27	1	9:52.786	7:38.275	1:25.795	48.716	155.6	1:48:40.045								
28	1	3:08.891	54.001	1:25.993	48.897	181.8	1:51:48.936								
29	1	3:05.192	53.176	1:23.262	48.754	178.2	1:54:54.128								
30	1	3:06.147	52.935	1:23.121	50.091	176.2	1:58:00.275								
31	1	3:05.693	53.169	1:24.011	48.513	183.1	2:01:05.968								
32	1	3:05.062	52.530	1:24.122	48.410	182.1	2:04:11.030								
33	1	3:04.554	53.084	1:23.281	48.189	178.8	2:07:15.584								
34	1	3:04.241	53.627	1:22.854	47.760	169.5	2:10:19.825								
35	1	3:05.314	51.793	1:25.335	48.186	177.9	2:13:25.139								
36	1	3:04.030	51.388	1:25.329	47.313	180.6	2:16:29.169								
37	1	3:01.643	51.308	1:23.097	47.238	190.8	2:19:30.812								
38	1	3:05.325	51.826	1:21.863	51.636	186.2	2:22:36.137								
39	1	3:03.307	51.454	1:23.090	48.763	184.0	2:25:39.444								
40	1	3:03.984	52.556	1:23.445	47.983	185.2	2:28:43.428								
41	1	3:05.044	52.039	1:23.824	49.181	177.0	2:31:48.472								
42	1	3:07.609	54.175	1:25.429	48.005	155.4	2:34:56.081								
43	1	3:04.553	51.821	1:22.158	50.574	162.9	2:38:00.634								