

Supersixties by NKHTGT SPA SUMMER CLASSIC Qualifying Sector Analysis

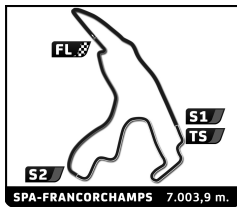
Invalidated Lap

Personal Best

Session Best

B Crossing the pit lane

Lap	Time	Sector 1	Sector 2	Sector 3	T.Sp	Elapsed	Lap	Time	Sector 1	Sector 2	Sector 3	T.Sp	Elapsed
1 Arnold HERREMAN BEL MG B							6	3:23.731 B	56.126			176.2	21:24.190
							7	6:15.254	3:47.557	1:34.281	53.416	132.8	27:39.444
							8	3:18.243	58.035	1:27.201	53.007	169.8	30:57.687
1	4:49.785	2:12.749			136.0	4:49.785							
2	3:29.059	1:01.436	1:31.960	55.663	162.7	8:18.844							
3	3:26.841	59.237			164.4	11:45.685							
4	7:06.010 B	1:01.907			142.9	18:51.695							
2 Carlo HAMILTON NLD FORD Falcon													
1	3:36.240	1:12.800	1:32.284	51.156	139.4	3:36.240							
2	3:05.534	51.433	1:25.153	48.948	178.8	6:41.774							
3	3:03.244	50.648	1:23.884	48.712	181.5	9:45.018							
4	3:04.043	50.746	1:24.086	49.211	186.2	12:49.061							
5	3:05.203	50.680	1:24.984	49.539	190.8	15:54.264							
6	3:05.003	51.730	1:24.315	48.958	184.9	18:59.267							
7	3:12.259	58.093	1:25.392	48.774	169.5	22:11.526							
8	3:02.684	50.862	1:23.647	48.175	196.4	25:14.210							
9	3:06.523	52.090	1:24.764	49.669	187.5	28:20.733							
10	3:06.318	51.489	1:24.811	50.018	187.5	31:27.051							
6 Luc DE COCK BEL LOTUS Elan 26R													
1	3:12.249	56.788	1:26.513	48.948	149.6	3:12.249							
2	3:03.923	51.518	1:23.412	48.993	176.5	6:16.172							
3	3:02.179	51.348	1:21.948	48.883	191.8	9:18.351							
4	3:17.499	54.452	1:27.681	55.366	168.7	12:35.850							
5	3:12.250 B	51.377	1:23.682	57.191	169.3	15:48.100							
6	4:46.515	2:35.351	1:22.315	48.849	183.4	20:34.615							
7	3:04.980	51.506	1:24.637	48.837	192.5	23:59.595							
8	3:10.623 B	50.927	1:22.756	56.940	201.9	26:30.218							
9 Jacques SMEER NLD SHELBY Mustang GT350													
1	5:22.090 B	2:22.730	1:46.554	1:12.806	141.0	5:22.090							
2	5:35.059	2:47.403	1:43.536	1:04.120	135.8	10:57.149							
3	3:43.794	1:00.153	1:41.472	1:02.169	146.3	14:40.943							
10 Eric DOUART FRA BMW 1800 tisa													
1	4:41.145					4:41.145							
2	3:29.855					8:11.000							
3	3:08.818					11:19.818							
4	3:15.336					14:35.154							
5	3:14.313					17:49.467							
6	3:15.087					21:04.554							
7	3:16.694					24:21.248							
8	3:18.016					27:39.264							
9	3:15.572					30:54.836							
11 Jop RAPPANGE NLD MINI Cooper S													
1	4:49.998	2:18.045	1:33.046	58.907	155.6	4:49.998							
2	3:18.198	1:00.008			170.1	8:08.196							
3	3:23.631	1:00.820			170.6	11:31.827							
4	3:13.399	57.254			174.2	14:45.226							
5	3:15.233	56.451			154.3	18:00.459							
13 Dieter Karl ANTON AUT LOTUS Cortina													
1	4:38.192	2:14.553	1:30.236	53.403	145.2	4:38.192							
2	3:15.354	55.414	1:28.416	51.524	167.2	7:53.546							
3	3:16.424	55.513	1:29.355	51.556	169.5	11:09.970							
4	3:15.125	55.872	1:28.031	51.222	174.2	14:25.095							
5	<u>3:14.566</u>	55.501	1:27.622	51.443	168.5	17:39.661							
6	3:26.823 B	55.804	1:28.315	1:02.704	170.3	21:06.484							
7	9:45.417	7:24.392	1:29.260	51.765	157.2	30:51.901							
17 David WATERHOUSE GBR MG B													
1	4:06.658	1:13.483	1:49.246	1:03.929	114.8	4:06.658							
2	3:55.273	1:07.259	1:45.324	1:02.690	137.9	8:01.931							
3	3:50.214	1:08.347	1:40.748	1:01.119	146.7	11:52.145							
4	3:44.481	1:05.882	1:40.315	58.284	125.4	15:36.626							
5	3:49.337	1:04.061	1:40.013	1:05.263	159.1	19:25.963							
6	4:12.697 B	1:12.739	1:40.287	1:19.671	136.0	23:38.660							
22 Rob RAPPANGE NLD Porsche 904													
1	4:46.458	2:16.078	1:34.516	55.864	138.1	4:46.458							
2	3:20.538	57.889	1:28.238	54.411	181.8	8:06.996							
3	3:22.242	1:01.289	1:28.548	52.405	180.9	11:29.238							
4	<u>3:13.823</u>	55.431	1:26.479	51.913	179.7	14:43.061							
5	3:14.941	56.853	1:27.553	50.535	184.0	17:58.002							
6	3:24.586 B	55.581	1:28.974	1:00.031	180.3	21:22.588							
7	6:36.089	4:20.116	1:25.136	50.837	173.6	27:58.677							
8	3:10.698	55.583	1:25.068	50.047	183.4	31:09.375							
31 Ralf WAGNER DEU LOTUS Cortina													
1	4:28.622	1:50.114	1:40.079	58.429	123.6	4:28.622							
2	3:22.219	58.993	1:30.059	53.167	159.5	7:50.841							
3	3:17.200	57.713	1:26.891	52.596	166.9	11:08.041							
4	3:17.629	56.265	1:28.706	52.658	168.5	14:25.670							
5	3:19.635	56.868	1:30.631	52.136	166.7	17:45.305							
6	3:18.028	56.319	1:28.165	53.544	169.5	21:03.333							
7	3:17.173	56.596	1:28.671	51.906	175.0	24:20.506							
8	3:19.967	57.880	1:28.276	53.811	174.8	27:40.473							
9	3:19.311	57.982	1:29.612	51.717	160.2	30:59.784							
33 Bas JANSEN NLD FORD Mustang													
1	4:20.075	1:42.663	1:40.157	57.255	125.7	4:20.075							
2	3:14.440	54.224	1:28.866	51.350	165.1	7:34.515							
3	3:12.406	53.481	1:27.081	51.844	165.1	10:46.921							
4	3:26.384 B	53.814	1:29.263	1:03.307	175.0	14:13.305							
5	5:51.987	3:33.066	1:26.926	51.995	159.3	20:05.292							
6	3:07.929	52.248	1:26.373	49.308	179.7	23:13.221							
7	3:07.337	51.784	1:25.574	49.979	189.8	26:20.558							
8	3:23.221	52.319	1:34.620	56.282	165.1	29:43.779							
9	3:05.075	51.549	1:25.126	48.400	194.6	32:48.854							



Supersixties by NKHTGT SPA SUMMER CLASSIC Qualifying

Sector Analysis

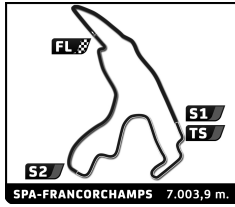
— Invalidated Lap

■ Personal Best

■ Session Best

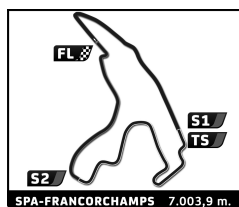
■ Crossing the pit lane

Lap	Time	Sector 1	Sector 2	Sector 3	T.Spd	Elapsed	Lap	Time	Sector 1	Sector 2	Sector 3	T.Spd	Elapsed		
35	Christophe GERMAIN						CHE	46	Jos STEVENS						NLD
JAGUAR E-Type							LOTUS Elan								
1	4:13.691	1:43.128	1:37.624	52.939	128.3	4:13.691	1	3:16.889	54.163	1:31.574	51.152	132.2	3:16.889		
2	3:13.081	55.535	1:26.843	50.703	171.4	7:26.772	2	3:04.536	52.091	1:23.298	49.147	192.9	6:21.425		
3	3:25.595 B	54.742	1:30.215	1:00.638	177.6	10:52.367	3	3:05.374	52.895	1:23.074	49.405	193.2	9:26.799		
4							4	3:05.957	52.506	1:23.367	50.084	186.9	12:32.756		
5							5	3:19.006	54.107	1:30.038	54.861	170.6	15:51.762		
6							6	3:05.175	52.113	1:24.036	49.026	192.5	18:56.937		
7							7	3:12.212	58.838	1:23.874	49.500	182.1	22:09.149		
8							8	3:04.273	52.131	1:22.835	49.307	203.0	25:13.422		
9							9	3:24.650 B	54.648	1:28.525	1:01.477	186.2	28:38.072		
37	René DE VRIES						NLD	51	Magnus LILLERSKOG						SWE
AUSTIN Mini Cooper S							LOTUS Cortina								
1	3:43.591	1:12.329	1:33.652	57.610	139.7	3:43.591	1	4:33.003	1:51.820	1:41.163	1:00.020	130.1	4:33.003		
2	3:22.792	59.513	1:30.431	52.848	146.1	7:06.383	2	3:32.252	1:01.313	1:33.211	57.728	159.1	8:05.255		
3	3:16.035	57.145	1:26.931	51.959	174.5	10:22.418	3	3:29.479	1:00.465	1:33.584	55.430	161.2	11:34.734		
4	3:14.836	57.299	1:25.929	51.608	175.9	13:37.254	4	3:28.667	1:00.220	1:32.762	55.685	168.5	15:03.401		
5	3:16.810	56.973	1:27.653	52.184	174.2	16:54.064	5	3:26.326	1:00.117	1:31.959	54.250	169.8	18:29.727		
6	3:22.528	57.254	1:30.509	54.765	173.4	20:16.592	6	3:27.757	1:00.337	1:31.995	55.425	170.1	21:57.484		
7	3:17.803	58.315	1:27.566	51.922	173.9	23:34.395	7	3:45.414 B	1:00.398	1:33.738	1:11.278	169.8	25:42.898		
8	3:16.668	56.807	1:28.112	51.749	175.6	26:51.063									
9	3:24.134 B	56.480	1:26.287	1:01.367	173.9	30:15.197									
39	Frank VEENSTRA						NLD	52	Rhea SAUTTER						DEU
MG B							JAGUAR E-Type								
1	4:04.622	1:19.002	1:44.378	1:01.242	129.8	4:04.622	1	3:50.007	1:25.305	1:33.218	51.484	154.7	3:50.007		
2	3:29.003	1:01.807	1:32.933	54.263	155.2	7:33.625	2	3:12.393	53.961	1:28.622	49.810	162.4	7:02.400		
3	3:22.209	58.784	1:29.244	54.181	153.4	10:55.834	3	3:09.325	52.685	1:27.086	49.554	178.5	10:11.725		
4	3:23.703	58.236	1:30.418	55.049	157.7	14:19.537	4	3:08.367	52.862	1:26.493	49.012	174.2	13:20.092		
5	3:21.463	58.550	1:29.385	53.528	158.4	17:41.000	5	3:05.939	52.252	1:24.983	48.704	184.9	16:26.031		
6	3:22.619	58.263	1:29.640	54.716	142.9	21:03.619	6	3:19.161 B	51.867	1:26.147	1:01.147	178.8	19:45.192		
7	3:22.259	59.612	1:28.661	53.986	166.9	24:25.878	7	4:37.131	2:27.699	1:22.165	47.267	186.9	24:22.323		
8	3:21.026	57.796	1:30.249	52.981	168.2	27:46.904	8	2:59.826	50.574	1:22.716	46.536	178.8	27:22.149		
9	3:24.757	58.586	1:31.920	54.251	169.8	31:11.661	9	2:55.772	48.827	1:21.358	45.587	190.8	30:17.921		
40	Niek VAN GILS						NLD	55	Mats EK						SWE
LOTUS Elan S2							LOTUS Elan S2								
1	3:19.667	54.547	1:33.115	52.005	141.5	3:19.667	1	4:29.210	1:46.063	1:45.921	57.226	132.8	4:29.210		
2	3:12.073	54.374	1:26.819	50.880	158.8	6:31.740	2	3:29.373	1:00.633	1:33.962	54.778	155.8	7:58.583		
3	3:15.582	54.689	1:27.846	53.047	159.1	9:47.322	3	3:19.681	57.508	1:29.323	52.850	163.9	11:18.264		
4	3:13.543	54.296	1:27.840	51.407	162.9	13:00.865	4	3:16.483	56.318	1:27.672	52.493	169.0	14:34.747		
5	3:12.167	54.124	1:26.136	51.907	172.0	16:13.032	5	3:18.345	58.678	1:27.983	51.684	169.8	17:53.092		
6	3:12.065	52.654	1:26.935	52.476	165.9	19:25.097	6	3:15.485	55.676	1:27.864	51.945	184.3	21:08.577		
7	3:10.253	54.726	1:25.116	50.411	173.9	22:35.350	7	3:16.291	55.748	1:28.237	52.306	178.5	24:24.868		
8	3:07.334	53.090	1:25.464	48.780	171.2	25:42.684	8	3:15.346	55.178	1:27.962	52.206	176.8	27:40.214		
9	3:09.075	52.685	1:27.193	49.197	169.5	28:51.759	9	3:13.233	56.421	1:26.042	50.770	183.7	30:53.447		
45	Bob STEVENS						NLD	59	François LELOUTRE						FRA
LOTUS Elan							ALFA ROMEO Giulia Ti Super								
1	3:08.586	49.921	1:28.969	49.696	148.4	3:08.586	1	4:26.862	1:27.371	1:55.297	1:04.194	115.3	4:26.862		
2	3:05.850	53.124	1:24.748	47.978	159.1	6:14.436	2	4:01.922	1:07.728	1:49.489	1:04.705	129.5	8:28.784		
3	3:00.650	51.299	1:21.378	47.973	186.5	9:15.086	3	3:53.497	1:04.659	1:45.893	1:02.945	144.8	12:22.281		
4	3:09.061 B	51.004	1:21.185	56.872	183.4	12:24.147	4	3:51.384	1:04.168	1:43.877	1:03.339	131.1	16:13.665		
5	4:39.371	2:28.940	1:23.066	47.365	183.4	17:03.518	5	3:50.786	1:02.591	1:44.545	1:03.650	145.6	20:04.451		
6	3:02.428	51.500	1:21.926	49.002	193.2	20:05.946	6	3:47.580	1:04.992	1:42.299	1:00.289	143.2	23:52.031		
7	3:03.211	51.600	1:23.806	47.805	193.5	23:09.157	7	3:43.347	1:01.969	1:41.642	59.736	142.3	27:35.378		
8	2:57.512	50.415	1:20.369	46.728	203.4	26:06.669	8	3:44.376	1:02.074	1:41.337	1:00.965	142.1	31:19.754		
9	2:59.471	50.240	1:20.940	48.291	202.2	29:06.140									
10	3:19.949 B	51.387	1:26.667	1:01.895	168.0	32:26.089									



Supersixties by NKHTGT SPA SUMMER CLASSIC Qualifying Sector Analysis

_ Invalidated Lap							■ Personal Best						■ Session Best			■ Crossing the pit lane	
Lap	Time	Sector 1	Sector 2	Sector 3	T.Spd	Elapsed	Lap	Time	Sector 1	Sector 2	Sector 3	T.Spd	Elapsed				
60	Kennet PERSSON						SWE										
	GT40																
	1	3:00.425	46.730	1:26.035	47.660	143.6	3:00.425	3	3:22.031	58.439	1:30.000	53.592	155.2	12:29.972			
	2	2:58.741	48.559	1:22.896	47.286	177.0	5:59.166	4	3:26.274	58.879	1:32.925	54.470	137.9	15:56.246			
	3	2:59.218	48.311	1:23.348	47.559	175.9	8:58.384	5	3:47.924 B	1:01.048	1:33.172	1:13.704	144.2	19:44.170			
	4	2:57.593	47.545	1:23.192	46.856	185.6	11:55.977	6	6:41.859	3:54.341	1:44.098	1:03.420	107.4	26:26.029			
	5	3:08.392 B	47.979	1:22.076	58.337	190.1	15:04.369	7	4:02.507 B	1:02.553	1:43.400	1:16.554	125.6	30:28.536			
	6	8:03.320	5:51.504	1:24.232	47.584	184.9	23:07.689										
	7	2:55.533	47.385	1:21.997	46.151	181.2	26:03.222										
	8	2:55.682	47.289				28:58.904										
9	2:59.382					31:58.286											
62	Roelant DE WAARD						NLD										
	SHELBY GT350																
	1	6:20.338	3:58.322	1:32.362	49.654	138.6	6:20.338										
	2	3:03.665	52.300	1:24.235	47.130	184.0	9:24.003										
	3	3:06.335	49.597	1:25.523	51.215	174.2	12:30.338										
	4	3:02.896	51.822	1:23.601	47.473	190.5	15:33.234										
5	2:59.948	49.323	1:23.214	47.411	193.9	18:33.182											
63	Fabienne MUTSCHLER						DEU										
	MG B																
	1	4:42.857	1:58.112	1:44.327	1:00.418	141.9	4:42.857										
	2	3:37.866	1:02.187	1:37.818	57.861	161.0	8:20.723										
	3	3:34.601	1:00.494	1:35.782	58.325	167.4	11:55.324										
	4	3:43.114 B	1:02.690	1:36.269	1:04.155	164.9	15:38.438										
	5	5:47.074	3:05.452	1:43.315	58.307	148.8	21:25.512										
	6	3:41.325	1:02.948	1:40.393	57.984	149.0	25:06.837										
7	3:52.731 B	1:04.672	1:40.625	1:07.434	157.4	28:59.568											
65	Erwin VAN LIESHOUT						NLD										
	PORSCHÉ 911																
	1	4:52.090 B	1:48.193	1:40.777	1:23.120	138.6	4:52.090										
	2	7:55.648	5:19.945	1:39.556	56.147	146.1	12:47.738										
	3	3:23.066	57.962	1:30.394	54.710	183.4	16:10.804										
	4	3:19.291	57.409	1:29.050	52.832	178.5	19:30.095										
	5	3:17.342	56.916	1:28.123	52.303	186.2	22:47.437										
	6	3:16.302	56.239	1:28.645	51.418	181.5	26:03.739										
7	3:33.177 B	57.556	1:33.359	1:02.262	172.8	29:36.916											
67	Bernard WILHELM						FRA										
	JAGUAR E-Type																
	1	3:12.939	50.632	1:31.228	51.079	150.6	3:12.939										
	2	3:09.998	54.722	1:25.690	49.586	172.8	6:22.937										
	3	3:09.980	54.188	1:25.585	50.207	171.7	9:32.917										
	4	3:09.741	54.368	1:25.217	50.156	179.7	12:42.658										
	5	3:10.788	54.302	1:25.871	50.615	182.1	15:53.446										
	6	3:22.832 B	55.272	1:26.835	1:00.725	178.8	19:16.278										
	7	5:04.291	2:45.033	1:29.331	49.927	166.2	24:20.569										
	8	3:10.124	53.622	1:25.954	50.548	173.1	27:30.693										
9	<u>3:11.317</u>	54.159	1:25.906	51.252	187.8	30:42.010											
69	Alexander KORLE						DEU										
	LOTUS Elan																
1	3:54.249 B	1:04.448	1:39.703	1:10.098	124.9	3:54.249											
2	5:13.692	2:47.377	1:33.034	53.281	137.6	9:07.941											
85	Mark DOLS						NLD										
	MARCOS 1800 GT																
	1	3:10.116	50.372	1:30.012	49.732	137.1	3:10.116										
	2	3:09.036	54.810	1:24.810	49.416	174.5	6:19.152										
	3	3:10.019	54.960	1:24.496	50.563	171.7	9:29.171										
	4	3:19.495 B	55.196	1:23.955	1:00.344	171.2	12:48.666										
	5	15:23.091 B	...	1:27.765	59.608	154.5	28:11.757										
87	Philippe VERMAST						LUX										
	LOTUS Elan 26R																
	1	3:42.363	1:19.175	1:29.574	53.614	144.6	3:42.363										
	2	3:21.011	1:00.245	1:29.018	51.748	151.3	7:03.374										
	3	3:13.148	56.309	1:25.466	51.373	170.3	10:16.522										
4	3:25.497 B	57.132	1:25.537	1:02.828	161.7	13:42.019											
5	6:06.315 B	3:17.830	1:31.510	1:16.975	128.6	19:48.334											
88	Alexander SCHLÜCHTER						DEU										
	MINI Cooper S																
	1	4:03.717	1:36.080	1:31.493	56.144	130.9	4:03.717										
	2	3:16.739	57.960	1:26.851	51.928	171.7	7:20.456										
	3	3:19.359	58.177	1:29.217	51.965	171.4	10:39.815										
	4	3:16.589	57.724	1:26.776	52.089	172.8	13:56.404										
	5	3:16.303	57.486	1:26.465	52.352	174.2	17:12.707										
	6	3:16.106	57.419	1:25.972	52.715	175.3	20:28.813										
	7	3:17.001	57.946	1:25.965	53.090	173.6	23:45.814										
	8	3:17.184	58.033	1:26.963	52.188	172.0	27:02.998										
9	3:16.754	57.609	1:27.234	51.911	170.6	30:19.752											
90	Dennis BRON						NLD										
	MG A Twin Cam Coupé																
	1	4:12.498	1:37.139	1:39.266	56.093	117.6	4:12.498										
	2	3:21.742	1:00.876	1:28.436	52.430	156.5	7:34.240										
	3	3:18.667	56.839		59.3	159.3	10:52.907										
	4	3:20.044	57.860	1:30.785	51.399	162.7	14:12.951										
	5	3:15.979	56.415	1:27.868	51.696	166.9	17:28.930										
	6	3:16.617	56.608	1:28.211	51.798	175.0	20:45.547										
	7	<u>3:21.408</u>	56.949	1:30.940	53.519	169.0	24:06.955										
	8	3:17.822	56.832	1:28.901	52.089	175.9	27:24.777										
9	3:18.501	57.423	1:28.400	52.678	175.6	30:43.278											
95	Frank WEIDEMA						NLD										
	MARCOS Mini																
	1	4:52.100					4:52.100										
	2	3:42.058					8:34.158										
	3	3:49.272					12:23.430										
	4	3:52.040					16:15.470										
	5	3:50.030					20:05.500										
	6	3:47.232					23:52.732										
7	3:43.404					27:36.136											
8	3:44.661					31:20.797											

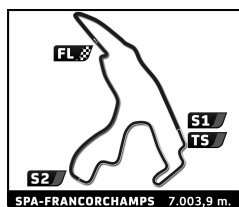


Supersixties by NKHTGT SPA SUMMER CLASSIC Qualifying

Sector Analysis

— Invalidated Lap ■ Personal Best ■ Session Best B Crossing the pit lane

Lap	Time	Sector 1	Sector 2	Sector 3	T.Spd	Elapsed	Lap	Time	Sector 1	Sector 2	Sector 3	T.Spd	Elapsed							
101 Bart-Jan DEENIK (NLD) FORD Falcon							1	3:49.840	1:19.919	1:35.891	54.030	147.1	3:49.840							
1	4:37.083	2:06.326	1:37.922	52.835	111.9	4:37.083	2	3:20.692	57.941	1:31.149	51.602	169.8	7:10.532							
2	3:13.482	54.878	1:29.432	49.172	154.3	7:50.565	3	3:14.746	54.962	1:28.329	51.455	173.4	10:25.278							
3	3:10.262	52.814	1:28.090	49.358	165.4	11:00.827	4	3:13.875	55.407	1:26.925	51.543	173.4	13:39.153							
4	3:28.332 B	51.813	1:28.056	1:08.463	175.9	14:29.159	5	3:12.794	55.105	1:26.944	50.745	178.8	16:51.947							
5	5:32.321	3:06.472	1:32.212	53.637	155.6	20:01.480	6	3:25.463 B	55.338	1:27.184	1:02.941	169.8	20:17.410							
6	3:09.602	52.644	1:26.993	49.965	175.3	23:11.082	7	5:40.166	3:21.916	1:27.492	50.758	152.5	25:57.576							
7	3:08.625	51.538	1:27.305	49.782	189.8	26:19.707	8	3:13.030	54.132	1:27.791	51.107	177.3	29:10.606							
8	3:54.455 B	51.692	1:41.398	1:21.365	157.4	30:14.162	9	3:11.889	54.314	1:26.281	51.294	177.6	32:22.495							
110 Michiel CAMPAGNE (NLD) CORVETTE Grand Sport							165 Peter THOMPSON (GBR) TVR Griffith 400													
1	4:58.893	2:32.486	1:36.131	50.276	137.4	4:58.893	1	4:30.371	2:15.956	1:26.464	47.951	152.3	4:30.371							
2	3:04.094	49.672	1:24.415	50.007	183.1	8:02.987	2	2:59.629	49.757	1:23.039	46.833	179.1	7:30.000							
3	3:01.654	49.475	1:24.112	48.067	194.9	11:04.641	3	2:55.122	47.768	1:21.488	45.866	175.0	10:25.122							
4	3:00.797	49.204	1:24.872	46.721	192.2	14:05.438	4	2:53.868	48.194	1:19.641	46.033	182.1	13:18.990							
5	3:00.913	49.137	1:24.469	47.307	184.6	17:06.351	5	3:09.458 B	48.606	1:22.366	58.486	180.6	16:28.448							
6	3:28.906 B	48.939	1:25.235	1:14.732	182.7	20:35.257	6	5:54.428	3:42.006	1:25.319	47.103	177.9	22:22.876							
111 Oliver DOUGLAS (NLD) COBRA Daytona							7	2:59.948	48.779	1:23.562	47.607	194.9	25:22.824							
1	4:53.272	2:05.525	1:44.523	1:03.224	116.8	4:53.272	8	2:58.469	47.771	1:23.054	47.644	186.5	28:21.293							
2	3:17.233	1:00.860	1:27.516	48.857	185.6	8:10.505	9	2:59.008	48.335	1:22.442	48.231	193.9	31:20.301							
3	3:04.855	52.866	1:23.764	48.225	186.5	11:15.360	167 Marc MORAWIETZ (DEU) LOTUS Elan 26R													
4	3:02.517	49.843	1:24.405	48.269	178.5	14:17.877	1	3:41.625	1:07.030	1:38.042	56.553	131.7	3:41.625							
5	3:00.990	49.886	1:23.475	47.629	183.4	17:18.867	2	3:24.095	59.746	1:32.167	52.182	156.3	7:05.720							
6	3:00.725	49.212	1:24.005	47.508	191.8	20:19.592	3	3:15.784	54.824	1:29.449	51.511	159.1	10:21.504							
7	3:01.414	50.242	1:22.948	48.224	184.3	23:21.006	4	3:14.362	55.930	1:27.278	51.154	175.0	13:35.866							
8	3:01.679	50.059	1:23.616	48.004	197.8	26:22.685	5	3:12.640	54.224	1:27.542	50.874	173.6	16:48.506							
9	3:07.501	49.836	1:29.448	48.217	175.6	29:30.186	6	3:17.674	54.417	1:29.209	54.048	172.8	20:06.180							
10	3:01.658	50.278	1:24.013	47.367	188.8	32:31.844	7	3:13.842	54.706	1:27.717	51.419	182.4	23:20.022							
117 Greg CARINI (FRA) MARCOS Mini							8	3:14.298	54.002	1:28.012	52.284	179.1	26:34.320							
1	3:58.209	1:22.014	1:40.690	55.505	130.4	3:58.209	9	3:11.684	53.781	1:27.327	50.576	168.0	29:46.004							
2	3:19.685	58.601	1:28.723	52.361	159.8	7:17.894	10	3:30.836 B	54.237	1:31.036	1:05.563	154.5	33:16.840							
3	3:17.082	57.498	1:27.336	52.248	162.9	10:34.976	169 Hanna GRADE (DEU) LOTUS Cortina													
4	3:13.422	55.680	1:26.468	51.274	162.7	13:48.398	1	3:38.587	57.588	1:40.437	1:00.562	130.4	3:38.587							
5	3:12.641	55.806	1:26.161	50.674	159.5	17:01.039	2	3:48.138	1:05.515	1:42.435	1:00.188	113.6	7:26.725							
6	3:14.363	55.386	1:26.792	52.185	165.6	20:15.402	3	4:33.275 B	1:02.111	1:39.634	1:51.530	129.3	12:00.000							
7	3:26.884 B	55.513	1:27.211	1:04.160	164.4	23:42.286	4	4:31.991	2:02.796	1:33.366	55.829	145.9	16:31.991							
123 Marcel VAN LAARHOVEN (NLD) SHELBY GT350							5	3:25.477	57.893	1:33.008	54.576	160.2	19:57.468							
1	9:17.853					9:17.853	6	3:21.644	58.581	1:29.799	53.264	147.7	23:19.112							
2	3:10.986					12:28.839	7	3:34.886	57.843	1:43.477	53.566	157.9	26:53.998							
3	3:11.872					15:40.711	8	3:22.306	57.428	1:31.239	53.639	153.4	30:16.304							
4	3:14.662					18:55.373	262 Hemmo VRIEND (NLD) FORD Falcon													
5	3:17.455					22:12.828	1	5:04.347 B	2:23.144	1:35.784	1:05.419	138.3	5:04.347							
6	3:14.450					25:27.278	2	4:33.575	2:11.593	1:30.539	51.443	167.2	9:37.922							
7	3:14.726					28:42.004	3	3:15.252	54.541	1:28.781	51.930	173.4	12:53.174							
8	3:11.870					31:53.874	4	3:16.314	55.141	1:28.370	52.803	172.5	16:09.488							
160 Felix FELTES (LUX) LOTUS Elan							5	3:18.099	54.217	1:30.507	53.375	178.8	19:27.587							
1	5:04.347 B	2:23.144	1:35.784	1:05.419	138.3	5:04.347	6	3:12.506	54.159	1:27.807	50.540	181.5	22:40.093							
2	4:33.575	2:11.593	1:30.539	51.443	167.2	9:37.922	7	3:12.155	53.633	1:28.365	50.157	188.5	25:52.248							
3	3:15.252	54.541	1:28.781	51.930	173.4	12:53.174	8	3:15.768	53.497	1:29.764	52.507	181.5	29:08.016							
4	3:16.314	55.141	1:28.370	52.803	172.5	16:09.488	9	3:29.497 B	54.075	1:28.600	1:06.822	171.7	32:37.513							
5	3:18.099	54.217	1:30.507	53.375	178.8	19:27.587														
6	3:12.506	54.159	1:27.807	50.540	181.5	22:40.093														
7	3:12.155	53.633	1:28.365	50.157	188.5	25:52.248														
8	3:15.768	53.497	1:29.764	52.507	181.5	29:08.016														
9	3:29.497 B	54.075	1:28.600	1:06.822	171.7	32:37.513														



Supersixties by NKHTGT SPA SUMMER CLASSIC Qualifying

Sector Analysis

— Invalidated Lap ■ Personal Best ■ Session Best B Crossing the pit lane

Lap	Time	Sector 1	Sector 2	Sector 3	T.Spd	Elapsed	Lap	Time	Sector 1	Sector 2	Sector 3	T.Spd	Elapsed
289 Martin BIJLEVELD NLD FORD Falcon													
1	3:43.579	1:15.792	1:34.868	52.919	132.5	3:43.579							
2	3:16.429	58.130	1:28.533	49.766	141.9	7:00.008							
3	3:10.833	53.227	1:28.055	49.551	164.4	10:10.841							
4	3:10.476	52.900	1:28.132	49.444	185.2	13:21.317							
5	3:08.912	51.977	1:26.632	50.303	165.6	16:30.229							
6	3:08.237	53.087	1:26.398	48.752	183.7	19:38.466							
7	3:20.100B	53.148	1:28.025	58.927	179.7	22:58.566							
8	5:02.126	2:45.217	1:27.734	49.175	170.9	28:00.692							
9	3:09.195	52.402	1:26.755	50.038	178.5	31:09.887							
444 Gerrit Jan VAN LEENEN NLD LOTUS Cortina													
1	3:40.606	1:03.215	1:39.762	57.629	159.1	3:40.606							
2	3:36.383	1:03.294	1:37.223	55.866	137.4	7:16.989							
3	3:35.288	1:00.014	1:36.286	58.988	152.5	10:52.277							
4	3:27.903	58.142	1:33.684	56.077	166.4	14:20.180							
5	3:38.746B	58.974	1:34.761	1:05.011	156.1	17:58.926							
6	5:17.754	2:52.723	1:31.760	53.271	167.2	23:16.680							
7	3:16.955	56.627	1:27.718	52.610	179.7	26:33.635							
8	3:17.587	56.790	1:28.582	52.215	166.7	29:51.222							
9	3:16.424	56.787	1:27.747	51.890	173.9	33:07.646							
503 Armand ADRIAANS NLD SHELBY Cobra													
1	4:26.051	1:49.414	1:39.404	57.233	131.1	4:26.051							
2	3:03.942	50.804	1:25.684	47.454	177.3	7:29.993							
3	3:05.145	50.534	1:26.284	48.327	185.2	10:35.138							
4	3:02.310	49.818	1:24.340	48.152	190.1	13:37.448							
5	2:58.942	49.259	1:22.808	46.875	192.9	16:36.390							
6	3:10.136	50.078	1:24.451	55.607	194.9	19:46.526							
7	3:01.447	49.269	1:24.008	48.170	186.9	22:47.973							
8	2:59.904	49.292	1:23.360	47.252	189.8	25:47.877							
9	3:00.096	48.903	1:23.851	47.342	183.1	28:47.973							
10	3:37.297B	56.868	1:33.922	1:06.507	163.6	32:25.270							
516 Günter ZAHNENBENZ DEU ALFA ROMEO Giulia Ti Super													
1	4:22.538	1:32.423	1:48.420	1:01.695	132.5	4:22.538							
2	3:50.473	1:04.591	1:44.988	1:00.894	156.1	8:13.011							
3	3:41.442	1:02.502	1:40.878	58.062	168.2	11:54.453							
4	3:38.950	1:02.688	1:39.176	57.086	167.7	15:33.403							
5	3:48.490B	1:02.257	1:38.349	1:07.884	162.4	19:21.893							
6	5:19.327	2:32.766	1:46.931	59.630	140.8	24:41.220							
7	3:44.336	1:03.697	1:41.670	58.969	154.5	28:25.556							
8	3:36.440	1:01.741	1:37.842	56.857	163.4	32:01.996							
777 Jan-Willem ANDRE DE LA PORTE NLD SHELBY Mustang GT350													
1	4:00.537	1:30.751	1:36.338	53.448	131.5	4:00.537							
2	3:18.782	56.685	1:29.526	52.571	147.1	7:19.319							
3	3:19.678	56.826	1:31.230	51.622	161.0	10:38.997							
4	3:14.940	55.733	1:28.008	51.199	162.9	13:53.937							
5	3:16.772	55.343	1:30.367	51.062	170.6	17:10.709							
6	3:27.303B	55.188	1:29.548	1:02.567	158.6	20:38.012							