

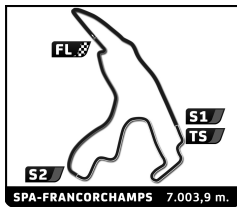
Supersixties by NKHTGT SPA SUMMER CLASSIC

Race 1

Sector Analysis

— Invalidated Lap ■ Personal Best ■ Session Best ■ Crossing the pit lane

Lap	Time	Sector 1	Sector 2	Sector 3	T.Spd	Elapsed	Lap	Time	Sector 1	Sector 2	Sector 3	T.Spd	Elapsed	
1	Arnold HERREMAN						BEL	8	3:25.655	59.585	1:31.800	54.270	160.5	31:20.902
							MG B	9	3:25.620	58.215	1:31.312	56.093	142.7	34:46.522
								10	3:30.205	57.865	1:35.407	56.933	154.7	38:16.727
								11	3:24.853	57.301	1:31.410	56.142	148.1	41:41.580
								12	3:26.946	57.795	1:34.187	54.964	151.5	45:08.526
10	Eric DOUART						FRA	1	3:29.353					3:29.353
							BMW 1800 tisa	2	3:15.416					6:44.769
								3	3:15.974					10:00.743
								4	3:35.623 B					13:36.366
								5	10:24.530					24:00.896
								6	3:16.411					27:17.307
								7	3:15.092					30:32.399
								8	3:15.042					33:47.441
								9	3:16.405					37:03.846
								10	3:15.214					40:19.060
								11	3:16.574					43:35.634
11	Jop RAPPANGE						NLD	1	3:27.088	1:07.812				3:27.088
							MINI Cooper S	2	3:15.464	56.631			179.1	6:42.552
								3	3:14.181	56.403			175.3	9:56.733
								4	3:32.272 B	56.348			175.9	13:29.005
								5	5:35.632	2:33.303	1:25.979	1:36.350	166.4	19:04.637
								6	3:38.970	1:06.426			113.9	22:43.607
								7	3:11.534	55.591			175.6	25:55.141
								8	3:13.663	55.631			175.3	29:08.804
								9	3:13.038	55.489			172.0	32:21.842
								10	3:15.844	55.744			169.3	35:37.686
								11	3:17.035	58.517			170.3	38:54.721
								12	3:13.590	55.416			175.0	42:08.311
6	Luc DE COCK						BEL	1	3:09.924	55.267	1:24.989	49.668		3:09.924
							LOTUS Elan 26R	2	3:03.653	51.299	1:23.221	49.133	180.6	6:13.577
								3	3:03.695	51.552	1:23.546	48.597	177.3	9:17.272
								4	3:04.196	51.670	1:23.605	48.921	186.2	12:21.468
								5	4:47.488 B	1:26.102	2:00.109	1:21.277	87.6	17:08.956
								6	4:54.185	2:34.462	1:30.777	48.946	118.7	22:03.141
								7	3:03.679	51.204	1:23.643	48.832	177.3	25:06.820
								8	3:02.877	51.262	1:22.977	48.638	181.5	28:09.697
								9	3:04.723	51.552	1:24.456	48.715	184.6	31:14.420
								10	3:03.733	51.333	1:23.304	49.096	196.4	34:18.153
								11	3:05.284	51.955	1:23.750	49.579	194.9	37:23.437
								12	3:03.899	51.699	1:23.132	49.068	176.2	40:27.336
								13	3:04.281	51.226	1:23.596	49.459	193.2	43:31.617
9	Jacques SMEER						NLD	1	3:59.768	1:22.498	1:39.649	57.621		3:59.768
							SHELBY Mustang GT350	2	3:32.702	58.717	1:37.115	56.870	136.0	7:32.470
								3	3:28.054	57.884	1:34.085	56.085	152.5	11:00.524
								4	4:07.384 B	57.962	1:47.960	1:21.462	151.9	15:07.908
								5	5:25.921	2:52.178	1:36.969	56.774	145.6	20:33.829
								6	3:52.135	1:05.863	1:31.335	1:14.937	128.1	24:25.964
								7	3:29.283	1:02.545	1:33.450	53.288	139.0	27:55.247
13	Dieter Karl ANTON						AUT	1	3:34.047	1:11.420	1:30.666	51.961		3:34.047
							LOTUS Cortina	2	3:16.580	56.792	1:28.244	51.544	176.5	6:50.627
								3	3:16.433	56.962	1:27.809	51.662	172.8	10:07.060
								4	3:29.639 B	56.187	1:29.155	1:04.297	161.0	13:36.699
								5	5:30.882	2:46.259	1:30.667	1:13.956	148.4	19:07.581
								6	3:42.796	1:06.042	1:41.600	55.154	108.3	22:50.377
								7	3:16.660	57.424	1:28.019	51.217	170.9	26:07.037
								8	3:17.398	56.690	1:28.343	52.365	173.4	29:24.435
								9	3:19.540	57.414	1:29.790	52.336	166.7	32:43.975
								10	3:19.409	57.565	1:29.165	52.679	173.1	36:03.384
								11	3:23.168	57.996	1:31.553	53.619	169.5	39:26.552
								12	3:21.186	58.190	1:29.829	53.167	167.2	42:47.738
17	David WATERHOUSE						GBR	1	4:09.984	1:27.150	1:42.493	1:00.341		4:09.984
							MG B	2	4:12.484 B	1:11.071	1:44.470	1:16.943	131.4	8:22.468
								3	5:19.199	2:37.411	1:40.639	1:01.149	139.4	13:41.667
								4	5:01.963	1:23.360	2:06.760	1:31.843	78.6	18:43.630
								5	3:47.572	1:10.607	1:37.000	59.965	151.9	22:31.202



Supersixties by NKHTGT

SPA SUMMER CLASSIC

Race 1

Sector Analysis

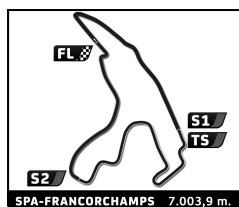
— Invalidated Lap

■ Personal Best

■ Session Best

■ Crossing the pit lane

Lap	Time	Sector 1	Sector 2	Sector 3	T.Spd	Elapsed	Lap	Time	Sector 1	Sector 2	Sector 3	T.Spd	Elapsed
6	3:55.545 B	1:04.731	1:40.079	1:10.735	161.2	26:26.747	10	3:08.311	52.665	1:26.754	48.892	177.6	36:59.792
22	Rob RAPPANGE					NLD	11	3:08.466	52.321	1:26.184	49.961	180.9	40:08.258
						PORSCHE 904	12	3:06.319	51.866	1:25.591	48.862	182.1	43:14.577
1	4:06.287	1:07.226	2:02.596	56.465		4:06.287	37	René DE VRIES					NLD
2	3:19.339	56.088	1:30.698	52.553	170.1	7:25.626							AUSTIN Mini Cooper S
3	3:16.881	56.267	1:28.600	52.014	170.1	10:42.507	1	3:34.785	1:11.604	1:31.698	51.483		3:34.785
4	3:30.988	56.170	1:31.089	1:03.729	190.5	14:13.495	2	3:16.374	56.982	1:27.829	51.563	179.1	6:51.159
5	4:37.913	1:10.584	1:55.188	1:32.141	114.6	18:51.408	3	3:16.855	56.827	1:27.805	52.223	172.2	10:08.014
6	3:56.952 B	1:15.084	1:43.783	58.085	116.0	22:48.360	4	3:30.778 B	56.673	1:28.471	1:05.634	172.5	13:38.792
7	5:03.383	2:42.158	1:29.799	51.426	169.3	27:51.743	5	5:26.419	2:33.114	1:27.594	1:25.711	163.4	19:05.211
8	3:12.697	55.068	1:26.562	51.067	172.8	31:04.440	6	3:41.372	1:07.174	1:42.432	51.766	109.4	22:46.583
9	3:13.301	55.192	1:26.934	51.175	179.4	34:17.741	7	3:13.699	56.248	1:26.098	51.353	176.5	26:00.282
10	3:12.345	55.162	1:26.358	50.825	180.6	37:30.086	8	3:15.561	56.276	1:27.676	51.609	158.6	29:15.843
11	3:12.778	54.393	1:27.121	51.264	191.5	40:42.864	9	3:15.582	56.164	1:28.235	51.183	177.0	32:31.425
12	3:48.305 B	55.238	1:29.033	1:24.034	171.7	44:31.169	10	3:18.405	57.002	1:27.361	54.042	176.2	35:49.830
31	Ralf WAGNER					DEU	11	3:15.155	56.871	1:26.742	51.542	176.8	39:04.985
						LOTUS Cortina	12	3:16.888	56.966	1:26.405	53.517	176.5	42:21.873
1	3:40.333	1:11.185	1:36.245	52.903		3:40.333	39	Frank VEENSTRA					NLD
2	3:18.364	57.102	1:28.798	52.464	173.4	6:58.697							MG B
3	3:18.280	56.771	1:28.257	53.252	159.1	10:16.977	1	3:45.001	1:13.884	1:35.072	56.045		3:45.001
4	3:25.164	57.926	1:28.576	58.662	170.1	13:42.141	2	3:27.334	59.057	1:32.954	55.323	163.4	7:12.335
5	5:06.611 B	1:23.299	2:06.680	1:36.632	77.9	18:48.752	3	3:29.353	58.454	1:34.377	56.522	153.6	10:41.688
6	5:10.637	2:48.655	1:29.177	52.805	141.0	23:59.389	4	3:34.667	1:00.014	1:35.235	59.418	144.6	14:16.355
7	3:19.893	58.098	1:28.179	53.616	165.9	27:19.282	5	4:44.491 B	1:11.565	1:53.814	1:39.112	109.3	19:00.846
8	3:17.997	57.850	1:28.156	51.991	172.8	30:37.279	6	5:10.199	2:43.667	1:32.394	54.138	112.1	24:11.045
9	3:17.463	56.948	1:28.998	51.517	162.7	33:54.742	7	3:25.387	58.932	1:32.894	53.561	146.5	27:36.432
10	3:18.692	57.455	1:28.404	52.833	174.8	37:13.434	8	3:22.235	58.237	1:30.447	53.551	160.7	30:58.667
11	4:47.156	56.263	1:28.207	2:22.686	180.3	42:00.590	9	3:24.671	59.210	1:32.134	53.327	158.6	34:23.338
33	Bas JANSEN					NLD	10	3:30.061	59.288	1:33.016	57.757	167.4	37:53.399
						FORD Mustang	11	3:27.227	58.616	1:32.070	56.541	151.9	41:20.626
1	3:16.262	56.320	1:28.317	51.625		3:16.262	12	3:24.358	58.942	1:31.062	54.354	154.9	44:44.984
2	3:14.475	53.862	1:29.911	50.702	166.4	6:30.737	40	Niek VAN GILS					NLD
3	3:13.290	54.160	1:28.681	50.449	162.7	9:44.027							LOTUS Elan S2
4	3:18.204	54.104	1:28.711	55.389	169.3	13:02.231	1	3:18.472	57.427	1:29.612	51.433		3:18.472
5	4:23.639 B	57.580	1:55.954	1:30.105	161.4	17:25.870	2	3:12.864	53.584	1:28.245	51.035	172.0	6:31.336
6	5:26.538	2:52.985	1:38.547	55.006	104.1	22:52.408	3	3:09.880	53.506	1:26.239	50.135	174.2	9:41.216
7	3:11.859	53.984	1:27.635	50.240	166.2	26:04.267	4	3:11.666	53.358	1:26.674	51.634	170.1	12:52.882
8	3:10.404	52.200	1:27.408	50.796	176.2	29:14.671	5	4:25.694 B	59.290	2:00.861	1:25.543	88.5	17:18.576
9	3:11.758	53.086	1:28.064	50.608	178.8	32:26.429	6	4:46.418	2:29.235	1:28.035	49.148	152.3	22:04.994
10	3:11.602	52.400	1:28.707	50.495	179.1	35:38.031	7	3:05.145	52.265	1:24.244	48.636	179.1	25:10.139
11	3:10.981	52.216	1:27.442	51.323	174.5	38:49.012	8	3:06.414	52.380	1:24.823	49.211	174.8	28:16.553
12	3:14.203	54.180	1:27.394	52.629	184.0	42:03.215	9	3:08.295	52.906	1:25.900	49.489	170.3	31:24.848
35	Christophe GERMAIN					CHE	10	3:08.733	52.593	1:25.801	50.339	177.9	34:33.581
						JAGUAR E-Type	11	3:07.640	52.474	1:24.726	50.440	178.2	37:41.221
1	3:51.770	1:29.694	1:29.827	52.249		3:51.770	12	3:05.913	52.146	1:24.409	49.358	184.9	40:47.134
2	3:12.675	53.821	1:28.466	50.388	188.8	7:04.445	13	3:06.678	52.447	1:25.952	48.279	177.3	43:53.812
3	3:10.729	52.925	1:27.243	50.561	174.2	10:15.174	45	Bob STEVENS					NLD
4	3:26.807 B	54.056	1:27.067	1:05.684	173.1	13:41.981							LOTUS Elan
5	5:21.252 B	1:47.700	1:53.666	1:39.886	115.6	19:03.233	1	3:03.485	52.278	1:23.164	48.043		3:03.485
6	5:15.897	2:52.087	1:32.415	51.395	164.4	24:19.130	2	3:01.672	51.569	1:22.017	48.086	196.0	6:05.157
7	3:12.798	52.536	1:29.191	51.071	172.2	27:31.928	3	3:11.613 B	51.626	1:23.675	56.312	183.7	9:16.770
8	3:09.868	52.797	1:27.023	50.048	178.2	30:41.796							
9	3:09.685	52.293	1:27.693	49.699	172.5	33:51.481							



Supersixties by NKHTGT

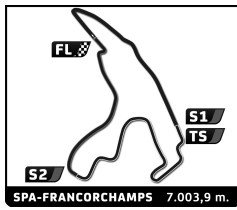
SPA SUMMER CLASSIC

Race 1

Sector Analysis

— Invalidated Lap ■ Personal Best ■ Session Best B Crossing the pit lane

Lap	Time	Sector 1	Sector 2	Sector 3	T.Spd	Elapsed	Lap	Time	Sector 1	Sector 2	Sector 3	T.Spd	Elapsed
46 Jos STEVENS NLD LOTUS Elan							4	3:53.753	1:03.984	1:46.077	1:03.692	138.3	15:29.313
1	3:18.024	58.303	1:28.057	51.664		3:18.024	5	3:47.362	1:05.508	1:41.040	1:00.814	143.2	19:16.675
2	3:07.010	52.511	1:25.771	48.728	185.6	6:25.034	6	4:03.169 B	1:05.067	1:44.185	1:13.917	115.0	23:19.844
3	3:06.956	52.321	1:24.996	49.639	185.9	9:31.990	7	5:32.848	2:52.926	1:38.755	1:01.167	150.4	28:52.692
4	3:06.141	52.158	1:25.185	48.798	188.2	12:38.131	8	3:49.036	1:02.975	1:46.446	59.615	161.9	32:41.728
5	4:33.494 B	1:11.095	2:00.949	1:21.450	81.8	17:11.625	9	3:46.864	1:05.082	1:41.074	1:00.708	157.0	36:28.592
6	5:19.923	2:45.120	1:35.149	59.654	169.5	22:31.548	10	3:40.214	1:02.295	1:38.084	59.835	152.5	40:08.806
7	3:07.707	54.511	1:24.283	48.913	183.1	25:39.255	11	3:43.240	1:02.341	1:39.963	1:00.936	148.4	43:52.046
8	3:07.125	52.655	1:23.745	50.725	194.2	28:46.380							
9	3:06.098	51.754	1:24.643	49.701	193.5	31:52.478							
10	3:06.211	52.048	1:25.000	49.163	183.4	34:58.689							
11	3:05.649	52.103	1:25.027	48.519	189.1	38:04.338							
12	3:07.578	51.485	1:23.822	52.271	197.1	41:11.916							
13	3:06.257	51.984	1:24.312	49.961	189.1	44:18.173							
51 Magnus LILLERSKOG SWE LOTUS Cortina							1	2:58.944	48.957	1:23.245	46.742		2:58.944
1	3:43.532	1:13.394	1:35.009	55.129		3:43.532	2	2:57.075	48.996	1:22.014	46.065	197.4	5:56.019
2	3:25.864	59.219	1:32.317	54.328	165.1	7:09.396	3	2:56.289	48.398	1:21.897	45.994	198.2	8:52.308
3	3:25.648	58.976	1:31.941	54.731	166.7	10:35.044	4	2:56.440	48.294	1:21.657	46.489	194.2	11:48.748
4	3:44.565 B	59.754	1:33.851	1:10.960	167.2	14:19.609	5	3:46.908 B	52.189	1:45.207	1:09.512	151.7	15:35.656
5	5:37.488	3:06.340	1:35.152	55.996	157.4	19:57.097	6	4:59.141	2:40.334	1:25.089	53.718	175.3	20:34.797
6	3:27.852	1:00.894	1:31.988	54.970	167.7	23:24.949	7	3:23.989	1:05.987	1:31.073	46.929	126.9	23:58.786
7	3:26.777	59.935	1:32.063	54.779	170.6	26:51.726	8	2:55.973	48.462	1:21.778	45.733	192.9	26:54.759
8	3:26.894	1:00.534	1:30.908	55.452	172.2	30:18.620	9	2:57.416	48.263	1:22.920	46.233	191.5	29:52.175
9	3:27.314	59.869	1:32.852	54.593	171.4	33:45.934	10	2:56.472	48.140	1:21.795	46.537	181.5	32:48.647
10	3:27.873	1:00.832	1:31.753	55.288	173.6	37:13.807	11	3:00.680	49.954	1:22.605	48.121	193.9	35:49.327
11	3:26.016	59.186	1:32.030	54.800	173.9	40:39.823	12	3:00.898	48.886	1:21.584	50.428	183.4	38:50.225
12	3:27.544	59.760	1:31.689	56.095	166.2	44:07.367	13	3:11.530	54.345	1:26.057	51.128	181.5	42:01.755
52 Rhea SAUTER DEU JAGUAR E-Type							1	3:04.895	52.183	1:25.626	47.086		3:04.895
1	3:12.338	54.724	1:27.409	50.205		3:12.338	2	3:03.787	50.726	1:25.619	47.442	177.6	6:08.682
2	3:09.510	52.613	1:26.421	50.476	198.9	6:21.848	3	3:04.035	50.290	1:25.771	47.974	173.9	9:12.717
3	3:08.703	52.845	1:26.585	49.273	178.8	9:30.551	4	3:04.224	50.073	1:26.152	47.999	175.0	12:16.941
4	3:08.667	52.850	1:26.668	49.149	179.4	12:39.218	5	4:45.698 B	1:28.641	2:00.544	1:16.513	89.1	17:02.639
5	4:33.881 B	1:11.243	2:00.534	1:22.104	81.4	17:13.099	6	4:58.313	2:40.131	1:29.912	48.270	111.7	22:00.952
6	5:18.629	2:44.764	1:34.756	59.109	158.4	22:31.728	7	3:05.318	50.920	1:25.842	48.556	171.4	25:06.270
7	3:08.702	53.267	1:26.244	49.191	180.9	25:40.430	8	3:15.024	59.715	1:26.336	48.973	182.7	28:21.294
8	3:07.952	52.561	1:24.943	50.448	187.5	28:48.382	9	3:07.005	50.371	1:28.513	48.121	167.2	31:28.299
9	3:09.550	53.029	1:27.111	49.410	182.7	31:57.932	10	3:05.554	50.795	1:26.220	48.539	176.5	34:33.853
10	3:07.506	52.265	1:25.483	49.758	189.5	35:05.438	11	3:06.964	52.626	1:25.938	48.400	167.7	37:40.817
11	3:08.822	51.857	1:25.655	51.310	185.6	38:14.260	12	3:04.127	50.987	1:25.221	47.919	183.1	40:44.944
12	3:09.966	53.042	1:26.020	50.904	184.3	41:24.226	13	3:06.793	51.336	1:25.568	49.889	175.6	43:51.737
13	3:10.438	53.170	1:27.107	50.161	192.9	44:34.664							
55 Mats EK SWE LOTUS Elan S2							1	3:52.049	1:17.855	1:37.749	56.445		3:52.049
1	4:04.211 B	1:08.105	1:37.991	1:18.115		4:04.211	2	3:29.232	1:00.032	1:34.163	55.037	170.3	7:21.281
							3	3:27.663	59.318	1:33.284	55.061	173.4	10:48.944
							4	3:33.664	1:00.192	1:34.546	58.926	166.9	14:22.608
							5	4:31.066	1:06.135	1:53.685	1:31.246	114.3	18:53.674
							6	4:05.104 B	1:14.259	1:46.146	1:04.699	118.4	22:58.778
							7	5:28.815	2:53.939	1:37.843	57.033	160.0	28:27.593
							8	3:40.368	1:01.933	1:39.008	59.427	147.1	32:07.961
							9	3:44.300	1:03.331	1:41.559	59.410	158.8	35:52.261
							10	3:45.972 B	1:02.927	1:37.528	1:05.517	161.2	39:38.233
							11	5:05.635	2:33.356	1:35.462	56.817	158.6	44:43.868
59 François LELOUTRE FRA ALFA ROMEO Giulia TI Super							1	3:42.596	1:23.675	1:44.303	1:02.618		3:42.596
1	3:43.640	1:02.668	1:40.945	1:00.027	138.6	7:54.236	2	3:41.324	1:02.210	1:39.457	59.657	157.7	11:35.560
3	3:41.324	1:02.210	1:39.457	59.657	157.7	11:35.560							
60 Kennet PERSSON SWE GT40							4	3:53.753	1:03.984	1:46.077	1:03.692	138.3	15:29.313
							5	3:47.362	1:05.508	1:41.040	1:00.814	143.2	19:16.675
							6	4:03.169 B	1:05.067	1:44.185	1:13.917	115.0	23:19.844
							7	5:32.848	2:52.926	1:38.755	1:01.167	150.4	28:52.692
							8	3:49.036	1:02.975	1:46.446	59.615	161.9	32:41.728
							9	3:46.864	1:05.082	1:41.074	1:00.708	157.0	36:28.592
							10	3:40.214	1:02.295	1:38.084	59.835	152.5	40:08.806
							11	3:43.240	1:02.341	1:39.963	1:00.936	148.4	43:52.046
62 Roelant DE WAARD NLD SHELBY GT350							1	3:04.895	52.183	1:25.626	47.086		3:04.895
1	3:04.895	52.183	1:25.626	47.086		3:04.895	2	3:03.787	50.726	1:25.619	47.442	177.6	6:08.682
2	3:03.787	50.726	1:25.619	47.442	177.6	6:08.682	3	3:04.035	50.290	1:25.771	47.974	173.9	9:12.717
3	3:04.035	50.290	1:25.771	47.974	173.9	9:12.717	4	3:04.224	50.073	1:26.152	47.999	175.0	12:16.941
4	3:04.224	50.073	1:26.152	47.999	175.0	12:16.941	5	4:45.698 B	1:28.641	2:00.544	1:16.513	89.1	17:02.639
5	4:45.698 B	1:28.641	2:00.544	1:16.513	89.1	17:02.639	6	4:58.313	2:40.131	1:29.912	48.270	111.7	22:00.952
6	4:58.313	2:40.131	1:29.912	48.270	111.7	22:00.952	7	3:05.318	50.920	1:25.842	48.556	171.4	25:06.270
7	3:05.318	50.920	1:25.842	48.556	171.4	25:06.270	8	3:15.024	59.715	1:26.336	48.973	182.7	28:21.294
8	3:15.024	59.715	1:26.336	48.973	182.7	28:21.294	9	3:07.005	50.371	1:28.513	48.121	167.2	31:28.299
9	3:07.005	50.371	1:28.513	48.121	167.2	31:28.299	10	3:05.554	50.795	1:26.220	48.539	176.5	34:33.853
10	3:05.554	50.795	1:26.220	48.539	176.5	34:33.853	11	3:06.964	52.626	1:25.938	48.400	167.7	37:40.817
11	3:06.964	52.626	1:25.938	48.400	167.7	37:40.817	12	3:04.127	50.987	1:25.221	47.919	183.1	40:44.944
12	3:04.127	50.987	1:25.221	47.919	183.1	40:44.944	13	3:06.793	51.336	1:25.568	49.889	175.6	43:51.737
13	3:06.793	51.336	1:25.568	49.889	175.6	43:51.737							
63 Fabienne MUTSCHLER DEU MG B							1	3:52.049	1:17.855	1:37.749	56.445		3:52.049
1	3:52.049	1:17.855	1:37.749	56.445		3:52.049	2	3:29.232	1:00.032	1:34.163	55.037	170.3	7:21.281
2	3:29.232	1:00.032	1:34.163	55.037	170.3	7:21.281	3	3:27.663	59.318	1:33.284	55.061	173.4	10:48.944
3	3:27.663	59.318	1:33.284	55.061	173.4	10:48.944	4	3:33.664	1:00.192	1:34.546	58.926	166.9	14:22.608
4	3:33.664	1:00.192	1:34.546	58.926	166.9	14:22.608	5	4:31.066	1:06.135	1:53.685	1:31.246	114.3	18:53.674
5	4:31.066	1:06.135	1:53.685	1:31.246	114.3	18:53.674	6	4:05.104 B	1:14.259	1:46.146	1:04.699	118.4	22:58.778
6	4:05.104 B	1:14.259	1:46.146	1:04.699	118.4	22:58.778	7	5:28.815	2:53.939	1:37.843	57.033	160.0	28:27.593
7	5:28.815	2:53.939	1:37.843	57.033	160.0	28:27.593	8	3:40.368	1:01.933	1:39.008	59.427	147.1	32:07.961



Supersixties by NKHTGT
SPA SUMMER CLASSIC

Race 1

Sector Analysis

— Invalidated Lap ■ Personal Best ■ Session Best ■ Crossing the pit lane

Lap	Time	Sector 1	Sector 2	Sector 3	T.Spd	Elapsed	Lap	Time	Sector 1	Sector 2	Sector 3	T.Spd	Elapsed
1	3:57.745	1:32.424	1:32.362	52.959		3:57.745	1	3:28.221	1:08.998	1:27.722	51.501		3:28.221
2	3:19.876	56.876	1:30.373	52.627	168.0	7:17.621	2	3:16.038	57.109	1:26.904	52.025	174.5	6:44.259
3	3:23.632	57.181	1:30.684	55.767	173.6	10:41.253	3	3:18.940	58.899	1:27.646	52.395	169.8	10:03.199
4	3:32.820	57.597	1:32.101	1:03.122	170.6	14:14.073	4	3:32.330B	57.573	1:27.831	1:06.926	174.5	13:35.529
5	4:43.485B	1:10.841	1:55.338	1:37.306	111.9	18:57.558	5	5:37.868B	2:43.917	1:28.854	1:25.097	157.9	19:13.397
6	5:03.048	2:40.283	1:30.354	52.411	137.6	24:00.606	6	5:04.541	2:40.718	1:30.659	53.164	141.5	24:17.938
7	3:19.128	57.838	1:29.577	51.713	173.1	27:19.734	7	3:17.165	58.051	1:27.222	51.892	172.8	27:35.103
8	3:15.984	56.567	1:28.210	51.207	178.8	30:35.718	8	3:16.759	57.283	1:26.780	52.696	172.8	30:51.862
9	3:18.285	56.482	1:29.195	52.608	168.7	33:54.003	9	3:17.107	57.781	1:27.051	52.275	161.0	34:08.969
10	3:18.135	56.466	1:29.001	52.668	172.0	37:12.138	10	3:17.633	57.574	1:27.902	52.157	163.1	37:26.602
11	3:15.781	56.194	1:27.777	51.810	177.6	40:27.919	11	3:18.239	57.755	1:28.028	52.456	173.4	40:44.841
12	3:18.556	56.641	1:28.736	53.179	174.5	43:46.475	12	3:19.376	57.785	1:28.206	53.385	171.7	44:04.217

67 Bernard WILHELM FRA

JAGUAR E-Type

1	3:21.195	1:00.222	1:29.117	51.856		3:21.195
2	3:12.065	54.724	1:26.938	50.403	176.8	6:33.260
3	3:12.229	54.718	1:27.324	50.187	182.1	9:45.489
4	3:17.070	54.115	1:27.476	55.479	181.5	13:02.559
5	4:24.403B	58.892	1:54.946	1:30.565	173.4	17:26.962
6	5:20.067	2:49.538	1:39.091	51.438	116.4	22:47.029
7	3:10.213	53.685	1:26.795	49.733	196.4	25:57.242
8	3:10.100	53.326	1:26.783	49.991	191.8	29:07.342
9	3:10.692	54.147	1:26.523	50.022	191.5	32:18.034
10	3:13.914	54.596	1:28.817	50.501	145.7	35:31.948
11	3:11.003	53.356	1:26.185	51.462	184.9	38:42.951
12	3:11.586	53.646	1:25.906	52.034	183.7	41:54.537

85 Mark DOLS NLD

MARCOS 1800 GT

1	3:18.228	58.384	1:28.827	51.017		3:18.228
2	3:09.870	54.242	1:25.820	49.808	172.0	6:28.098
3	3:51.167B	53.362	1:44.275	1:13.530	159.5	10:19.265
4	14:11.605	...	1:29.197	54.125	140.4	24:30.870
5	3:18.763	58.155	1:28.819	51.789	160.2	27:49.633
6	3:12.068	56.172	1:25.894	50.002	166.7	31:01.701
7	4:00.158B	1:06.574	1:44.614	1:08.970	123.3	35:01.859
8	11:02.757B	8:27.232	1:31.243	1:04.282	128.4	46:04.616

87 Philippe VERMAST LUX

LOTUS Elan 26R

1	3:16.405	1:02.554	1:25.124	48.727		3:16.405
2	3:03.645	51.742	1:23.484	48.419	194.9	6:20.050
3	3:01.745	51.588	1:22.685	47.472	189.8	9:21.795
4	3:00.292	51.393	1:21.767	47.132	191.8	12:22.087
5	4:48.578B	1:26.108	2:01.314	1:21.156	91.5	17:10.665
6	5:31.172	2:56.414	1:43.474	51.284	116.3	22:41.837
7	3:04.796	53.119	1:23.458	48.219	181.2	25:46.633
8	3:03.336	51.928	1:23.375	48.033	179.1	28:49.969
9	3:05.886	52.047	1:24.582	49.257	178.8	31:55.855
10	3:04.505	52.331	1:23.757	48.417	181.8	35:00.360
11	3:06.316	51.881	1:25.668	48.767	181.8	38:06.676
12	3:05.656	52.009	1:23.672	49.975	170.3	41:12.332
13	3:04.209	51.690	1:22.731	49.788	186.2	44:16.541

88 Alexander SCHLÜCHTER DEU

MINI Cooper S

90 Dennis BRON NLD

MG A Twin Cam Coupé

1	3:38.571	1:11.930	1:33.998	52.643		3:38.571
2	3:19.300	57.945	1:29.235	52.120	170.9	6:57.871
3	3:22.572	57.289	1:29.342	55.941	167.7	10:20.443
4	3:23.329	58.443	1:30.064	54.822	172.2	13:43.772
5	5:06.341B	1:22.167	2:06.693	1:37.481	76.9	18:50.113
6	5:00.445	2:37.106	1:30.713	52.626	149.6	23:50.558
7	3:21.709	57.925	1:30.744	53.040	169.3	27:12.267
8	3:21.299	57.675	1:29.648	53.976	167.4	30:33.566
9	3:22.395	58.229	1:30.873	53.293	169.8	33:55.961
10	3:20.076	58.232			176.2	37:16.037
11	3:22.806	58.101	1:30.307	54.398	170.9	40:38.843
12	3:25.485	58.686	1:32.397	54.402	165.6	44:04.328

95 Frank WEIDEMA NLD

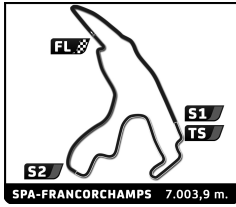
MARCOS Mini

1	3:53.665	1:20.322	1:35.923	57.420		3:53.665
2	3:28.458	59.793	1:33.559	55.106	157.4	7:22.123
3	3:27.812	1:00.553	1:32.066	55.193	151.3	10:49.935
4	3:33.772	1:00.222	1:35.007	58.543	166.4	14:23.707
5	4:32.818	1:06.939	1:53.493	1:32.386	110.5	18:56.525
6	4:05.980B	1:12.271	1:46.534	1:07.175	118.9	23:02.505
7	5:25.844	2:52.271	1:36.419	57.154	157.2	28:28.349
8	3:29.730	1:02.032	1:31.570	56.128	153.0	31:58.079
9	3:56.959	1:00.232	1:59.755	56.972	166.9	35:55.038
10	3:37.022	1:01.733	1:37.035	58.254	157.7	39:32.060
11	3:26.787	1:01.999	1:30.057	54.731	162.2	42:58.847

101 Bart-Jan DEENIK NLD

FORD Falcon

1	3:16.835	57.036	1:29.019	50.780		3:16.835
2	3:10.658	52.840	1:28.312	49.506	169.5	6:27.493
3	3:13.364	53.486	1:29.125	50.753	157.7	9:40.857
4	3:14.802	53.732	1:27.993	53.077	169.0	12:55.659
5	4:29.102B	59.492	1:59.346	1:30.264	100.0	17:24.761
6	5:26.313	2:52.881	1:38.897	54.535	108.0	22:51.074
7	3:11.319	52.639	1:28.513	50.167	151.0	26:02.393
8	3:08.984	52.086	1:27.329	49.569	172.2	29:11.377
9	3:08.509	52.003	1:27.400	49.106	173.4	32:19.886
10	3:11.397	52.351	1:28.881	50.165	161.0	35:31.283
11	3:10.694	52.526	1:27.325	50.843	170.6	38:41.977
12	4:08.931B	53.083	1:45.823	1:30.025	161.2	42:50.908

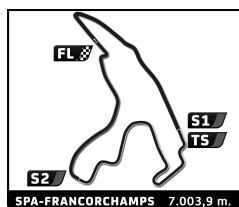


Supersixties by NKHTGT
SPA SUMMER CLASSIC

Race 1

Sector Analysis

_ Invalidated Lap							■ Personal Best							■ Session Best							B Crossing the pit lane																																																									
Lap	Time	Sector 1	Sector 2	Sector 3	T.Sp	Elapsed	Lap	Time	Sector 1	Sector 2	Sector 3	T.Sp	Elapsed	Lap	Time	Sector 1	Sector 2	Sector 3	T.Sp	Elapsed	Lap	Time	Sector 1	Sector 2	Sector 3	T.Sp	Elapsed																																																			
110	Michiel CAMPAGNE						NLD	3	3:13.085	55.092	1:27.584	50.409	175.0	9:49.984	4	3:13.400	54.412	1:24.967	54.021	176.5	13:03.384	5	4:25.320	B	1:00.515	1:52.952	1:31.853	164.4	17:28.704	6	5:23.008	2:50.681	1:38.359	53.968	103.3	22:51.712	7	3:12.959	55.314	1:27.428	50.217	173.9	26:04.671	8	3:09.990	54.647	1:25.529	49.814	176.8	29:14.661	9	3:11.052	54.147	1:26.249	50.656	177.6	32:25.713	10	3:13.555	53.862	1:29.307	50.386	178.2	35:39.268	11	3:13.145	55.092	1:26.210	51.843	177.3	38:52.413	12	3:16.144	53.715	1:26.117	56.312	179.4	42:08.557
	1	2:59.970	50.522	1:22.843	46.605	2:59.970																																																																								
	2	2:57.885	48.491	1:23.153	46.241	172.2	5:57.855																																																																							
	3	2:58.834	48.102	1:24.140	46.592	192.9	8:56.689																																																																							
	4	3:00.154	48.250	1:24.872	47.032	195.3	11:56.843																																																																							
	5	3:44.073	B	49.748	1:41.310	1:13.015	170.9	15:40.916																																																																						
	6	4:54.606	2:35.932	1:26.428	52.246	164.4	20:35.522																																																																							
	7	3:25.304	1:05.891	1:30.479	48.934	121.5	24:00.826																																																																							
	8	3:08.902	56.407	1:24.570	47.925	179.1	27:09.728																																																																							
	9	3:00.706	49.131	1:24.641	46.934	191.2	30:10.434																																																																							
	10	3:00.626	48.628	1:24.609	47.389	193.5	33:11.060																																																																							
	11	3:02.766	49.445	1:25.222	48.099	195.7	36:13.826																																																																							
	12	3:03.331	49.031	1:25.903	48.397	196.4	39:17.157																																																																							
	13	3:08.568	52.224	1:26.082	50.262	179.7	42:25.725																																																																							
111	Oliver DOUGLAS						NLD																																																																							
						COBRA Daytona																																																																								
	1	3:07.943	52.923	1:26.392	48.628		3:07.943																																																																							
	2	3:03.726	49.852	1:25.255	48.619	187.8	6:11.669																																																																							
	3	3:16.621	B	50.659	1:25.382	1:00.580	192.2	9:28.290																																																																						
	4	5:26.857	2:56.897	1:27.504	1:02.456	164.4	14:55.147																																																																							
	5	4:02.738	52.510	1:37.120	1:33.108	177.6	18:57.885																																																																							
	6	3:41.874	1:12.541	1:40.557	48.776	119.5	22:39.759																																																																							
	7	3:03.900	50.745	1:24.622	48.533	190.1	25:43.659																																																																							
	8	3:05.207	50.890	1:24.709	49.608	184.3	28:48.866																																																																							
	9	3:04.636	51.076	1:24.986	48.574	197.4	31:53.502																																																																							
	10	3:03.441	50.392	1:24.640	48.409	184.6	34:56.943																																																																							
	11	3:05.542	50.811	1:25.885	48.846	185.9	38:02.485																																																																							
	12	3:06.335	50.736	1:25.696	49.903	192.9	41:08.820																																																																							
	13	3:06.403	52.717	1:24.691	48.995	189.1	44:15.223																																																																							
117	Greg CARINI						FRA																																																																							
						MARCOS Mini																																																																								
	1	3:26.843	1:05.676	1:28.748	52.419		3:26.843																																																																							
	2	3:14.557	55.737	1:27.165	51.655	173.9	6:41.400																																																																							
	3	3:14.046	55.215	1:26.467	52.364	168.7	9:55.446																																																																							
123	Marcel VAN LAARHOVEN						NLD																																																																							
						SHELBY GT350																																																																								
	1	3:20.803					3:20.803																																																																							
	2	3:11.387					6:32.190																																																																							
	3	3:12.069					9:44.259																																																																							
	4	3:14.198					12:58.457																																																																							
	5	9:52.838					22:51.295																																																																							
	6	3:12.342					26:03.637																																																																							
	7	3:10.556					29:14.193																																																																							
	8	3:10.806					32:24.999																																																																							
	9	3:11.488					35:36.487																																																																							
	10	3:11.830					38:48.317																																																																							
	11	3:12.856					42:01.173																																																																							
160	Felix FELTES						LUX																																																																							
						LOTUS Elan																																																																								
	1	3:23.214	1:03.984	1:27.577	51.653		3:23.214																																																																							
	2	3:13.685	55.183	1:26.756	51.746	173.1	6:36.899																																																																							
165	Peter THOMPSON						GBR																																																																							
						TVR Griffith 400																																																																								
	1	2:59.216	48.469	1:23.621	47.126		2:59.216																																																																							
	2	2:59.562	49.384	1:23.628	46.550	170.6	5:58.778																																																																							
	3	2:55.150	47.092	1:21.957	46.101	205.3	8:53.928																																																																							
	4	2:56.360	47.147	1:23.100	46.113	193.5	11:50.288																																																																							
	5	3:47.433	B	51.405	1:45.341	1:10.687	145.7	15:37.721																																																																						
	6	4:58.655	2:40.520	1:26.889	51.246	157.9	20:36.376																																																																							
	7	3:24.434	1:06.155	1:29.947	48.332	112.0	24:00.810																																																																							
	8	2:57.632	49.348	1:22.288	45.996	171.4	26:58.442																																																																							
	9	2:56.153	48.660	1:21.575	45.918	188.2	29:54.595																																																																							
	10	2:54.906	47.582	1:21.808	45.516	185.2	32:49.501																																																																							
	11	2:59.969	49.160	1:23.109	47.700	180.9	35:49.470																																																																							
	12	2:56.320	47.136	1:21.431	47.753	190.8	38:45.790																																																																							
	13	2:56.024	47.742	1:21.310	46.972	187.2	41:41.814																																																																							
167	Marc MORAWIETZ						DEU																																																																							
						LOTUS Elan 26R																																																																								
	1	3:25.987	1:03.458	1:30.423	52.106		3:25.987																																																																							
	2	3:13.661	54.152	1:28.409	51.100	178.8	6:39.648																																																																							
	3	3:14.589	54.292																																																																											



Supersixties by NKHTGT SPA SUMMER CLASSIC

Race 1

Sector Analysis

— Invalidated Lap Personal Best Session Best **B** Crossing the pit lane

Lap	Time	Sector 1	Sector 2	Sector 3	T.Spd	Elapsed	Lap	Time	Sector 1	Sector 2	Sector 3	T.Spd	Elapsed	
262	Hemmo VRIEND NLD						FORD Falcon	3	3:36.298	1:02.488	1:37.546	56.264	166.7	11:22.684
							4	3:56.266	1:04.201	1:47.279	1:04.786	150.0	15:18.950	
							5	4:01.962 B	1:11.456	1:43.208	1:07.298	141.5	19:20.912	
1	3:22.350	1:02.217	1:29.023	51.110		3:22.350	6	5:23.999	2:47.839	1:37.560	58.600	155.4	24:44.911	
2	3:14.046	53.759	1:28.645	51.642	164.6	6:36.396	7	3:36.869	1:02.919	1:37.416	56.534	150.2	28:21.780	
3	3:29.583 B	53.700	1:30.502	1:05.381	168.7	10:05.979	8	3:34.112	1:01.432	1:35.819	56.861	164.4	31:55.892	
289	Martin BIJLEVELD NLD						FORD Falcon	9	3:38.226	1:01.358	1:38.472	58.396	167.7	35:34.118
1	3:14.346	56.671	1:28.193	49.482		3:14.346	10	3:37.180	1:03.014	1:37.683	56.483	159.3	39:11.298	
2	3:08.438	52.780	1:26.904	48.754	171.2	6:22.784	11	3:32.150	1:00.735	1:35.269	56.146	164.4	42:43.448	
3	3:10.280	53.076	1:27.463	49.741	168.7	9:33.064								
4	3:08.859	52.602	1:26.930	49.327	171.7	12:41.923								
5	4:33.615 B	1:09.463	2:01.002	1:23.150	84.2	17:15.538								
6	5:26.452	2:57.522	1:39.626	49.304	110.1	22:41.990								
7	3:10.636	52.637	1:28.061	49.938	165.1	25:52.626								
8	3:11.520	53.321	1:27.934	50.265	167.7	29:04.146								
9	3:11.365	53.439	1:27.993	49.933	168.2	32:15.511								
10	3:11.549	52.944	1:27.974	50.631	178.2	35:27.060								
11	3:12.204	53.622	1:27.967	50.615	172.8	38:39.264								
12	3:13.737	54.735	1:27.819	51.183	169.0	41:53.001								
444	Gerrit Jan VAN LEENEN NLD						LOTUS Cortina							
1	3:42.519	1:10.850	1:36.356	55.313		3:42.519								
2	3:29.008	58.220	1:35.924	54.864	153.0	7:11.527								
3	3:28.870	58.587	1:34.621	55.662	163.4	10:40.397								
4	3:34.822	58.699	1:36.634	59.489	150.0	14:15.219								
5	4:44.372 B	1:10.792	1:55.068	1:38.512	109.0	18:59.591								
6	5:27.227	2:48.183	1:40.309	58.735	122.7	24:26.818								
7	3:29.508	1:00.921	1:36.360	52.227	181.8	27:56.326								
8	3:17.841	57.424	1:28.384	52.033	180.0	31:14.167								
9	3:18.872	56.530	1:28.496	53.846	167.7	34:33.039								
10	3:18.138	58.258	1:27.359	52.521	182.4	37:51.177								
11	3:20.421	57.029	1:28.754	54.638	173.4	41:11.598								
12	3:20.827	57.421	1:28.592	54.814	175.3	44:32.425								
503	Armand ADRIAANS NLD						SHELBY Cobra							
1	3:02.952	50.742	1:24.432	47.778		3:02.952								
2	3:01.702	49.616	1:24.141	47.945	198.5	6:04.654								
3	3:02.415	50.030	1:24.081	48.304	185.9	9:07.069								
4	3:02.907	50.603	1:24.861	47.443	185.2	12:09.976								
5	3:32.461 B	50.736	1:28.524	1:13.201	180.3	15:42.437								
6	4:55.127	2:36.778	1:26.508	51.841	169.0	20:37.564								
7	3:24.715	1:05.182	1:30.262	49.271	109.6	24:02.279								
8	3:02.622	50.775	1:24.651	47.196	177.6	27:04.901								
9	3:01.349	49.896	1:23.870	47.583	180.6	30:06.250								
10	3:02.100	50.268	1:24.324	47.508	189.5	33:08.350								
11	3:00.925	49.694	1:23.691	47.540	196.0	36:09.275								
12	3:01.873	50.012	1:24.130	47.731	187.8	39:11.148								
13	3:07.502	50.000	1:24.699	52.803	198.2	42:18.650								
516	Günter ZAHNENBENZ DEU						ALFA ROMEO Giulia Ti Super							
1	4:08.570	1:24.507	1:44.829	59.234		4:08.570								
2	3:37.816	1:01.977	1:38.958	56.881	163.9	7:46.386								