

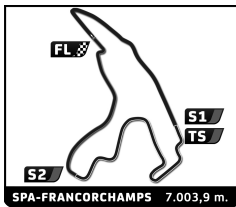
Motor Classic Drexler Open Formula SPA SUMMER CLASSIC

Race 1

Sector Analysis

— Invalidated Lap ■ Personal Best ■ Session Best B Crossing the pit lane

Lap	Time	Sector 1	Sector 2	Sector 3	T.Spd	Elapsed	Lap	Time	Sector 1	Sector 2	Sector 3	T.Spd	Elapsed
1 Benjamin BERTA HUN							F3 DALLARA F317 (Mercedes)						
1	3:06.753	42.402	1:13.804	1:10.547		3:06.753	4	2:26.041	43.261	1:04.009	38.771	231.8	13:31.143
2	3:57.073	1:16.230	1:44.558	56.285	95.9	7:03.826	5	2:22.913	41.831	1:02.777	38.305	238.9	15:54.056
3	3:56.671	1:01.640	1:37.873	1:17.158	167.4	11:00.497	6	2:24.656	42.243	1:04.063	38.350	235.3	18:18.712
4	2:19.273	41.348	1:00.845	37.080	240.5	13:19.770	7	2:22.540	42.121	1:02.058	38.361	232.8	20:41.252
5	2:18.874	40.954	1:00.697	37.223	242.2	15:38.644	8	2:22.922	42.199	1:02.440	38.283	231.8	23:04.174
6	2:18.765	41.217	1:00.357	37.191	241.6	17:57.409	9	2:23.754	42.530	1:02.494	38.730	230.3	25:27.928
7	2:18.975	41.139	1:00.651	37.185	240.5	20:16.384	10	2:22.357	42.251	1:01.769	38.337	230.3	27:50.285
8	2:18.902	41.152	1:00.677	37.073	240.5	22:35.286							
9	2:19.587	41.199	1:01.003	37.385	240.0	24:54.873							
10	2:19.460	41.227	1:01.038	37.195	240.0	27:14.333							
2 Urs RÜTTIMANN CHE							F3 DALLARA F306 (Volkswagen)						
1	3:17.634	47.962	1:17.688	1:11.984		3:17.634	1	3:15.322	46.905	1:17.184	1:11.233		3:15.322
2	3:58.924	1:27.847	1:33.108	57.969	87.7	7:16.558	2	3:59.429	1:26.632	1:34.649	58.148	73.0	7:14.751
3	3:52.847	1:04.748	1:32.355	1:15.744	149.8	11:09.405	3	3:52.804	1:03.892	1:32.678	1:16.234	135.2	11:07.555
4	2:26.385	42.596	1:05.428	38.361	231.8	13:35.790	4	2:26.233	42.743	1:05.407	38.083	232.3	13:33.788
5	2:25.781	42.194	1:04.947	38.640	235.3	16:01.571	5	2:24.400	42.445	1:03.900	38.055	232.8	15:58.188
6	2:25.148	42.319	1:04.661	38.168	238.9	18:26.719	6	2:24.924	42.589	1:03.881	38.454	232.3	18:23.112
7	2:25.829	41.787	1:05.239	38.803	240.0	20:52.548	7	2:26.013	43.569	1:03.778	38.666	229.3	20:49.125
8	2:26.182	42.310	1:04.627	39.245	232.3	23:18.730	8	2:24.735	42.337	1:04.153	38.245	233.8	23:13.860
9	2:25.687	42.567	1:04.786	38.334	230.3	25:44.417	9	2:29.129	45.278	1:05.061	38.790	187.2	25:42.989
10	2:24.353	42.454	1:03.320	38.579	233.8	28:08.770	10	2:24.427	43.072	1:02.817	38.538	228.3	28:07.416
3 Marcel TOBLER CHE							F3 DALLARA F308 (Mercedes HWA)						
1	3:13.875	46.048	1:16.450	1:11.377		3:13.875	1	3:26.583	53.515	1:21.090	1:11.978		3:26.583
2	3:58.464	1:25.031	1:36.054	57.379	65.7	7:12.339	2	3:58.548	1:30.320	1:29.768	58.460	77.4	7:25.131
3	3:53.689	1:02.715	1:35.133	1:15.841	182.1	11:06.028	3	3:48.982	1:04.167	1:30.830	1:13.985	125.7	11:14.113
4	2:24.459	43.140	1:03.611	37.708	227.4	13:30.487	4	2:33.285	46.226	1:07.187	39.872	221.3	13:47.398
5	2:22.487	42.368	1:02.015	38.104	230.8	15:52.974	5	2:31.270	44.179	1:06.837	40.254	224.1	16:18.668
6	2:22.491	42.365	1:02.060	38.066	230.8	18:15.465	6	2:30.787	44.524	1:06.491	39.772	225.0	18:49.455
7	2:21.801	42.211	1:01.632	37.958	230.8	20:37.266	7	2:27.599	43.579	1:04.690	39.330	225.9	21:17.054
8	2:22.323	42.315	1:01.908	38.100	229.3	22:59.589	8	2:28.133	43.793	1:04.677	39.663	224.1	23:45.187
9	2:24.172	42.814	1:03.168	38.190	225.9	25:23.761	9	2:29.843	43.553	1:05.978	40.312	223.1	26:15.030
10	2:22.322	42.420	1:01.856	38.046	228.3	27:46.083	10	2:29.513	44.743	1:05.277	39.493	223.6	28:44.543
4 Robert ROWE AUS							F3 DALLARA F312 (Toyota)						
1	3:28.321	54.149	1:23.908	1:10.264		3:28.321	1	3:38.443	1:09.580	1:17.546	1:11.317		3:38.443
2	3:57.334	1:30.129	1:29.112	58.093	86.2	7:25.655	2	3:59.622	1:36.065	1:22.747	1:00.810	79.4	7:38.065
3	3:49.497	1:05.164	1:30.054	1:14.279	122.0	11:15.152	3	3:44.873	1:02.021	1:29.984	1:12.868	120.8	11:22.938
4	2:33.941	45.999	1:08.271	39.671	223.6	13:49.093	4	2:31.911	46.481	1:06.456	38.974	210.5	13:54.849
5	2:30.438	44.163	1:06.513	39.762	226.9	16:19.531	5	2:25.605	43.115	1:04.513	37.977	236.3	16:20.454
6	2:30.627	44.049	1:07.212	39.366	231.8	18:50.158	6	2:25.940	43.127	1:04.528	38.285	227.8	18:46.394
7	2:28.472	43.322	1:05.966	39.184	233.8	21:18.630	7	2:23.074	42.084	1:02.653	38.337	237.9	21:09.468
8	4:10.237	43.593	2:46.621	40.023	229.8	25:28.867	8	2:26.722	42.078	1:05.434	39.210	239.5	23:36.190
9	2:30.159	43.247	1:07.261	39.651	229.8	27:59.026	9	2:26.999	42.624	1:04.506	39.869	239.5	26:03.189
5 Thomas AREGGER CHE							F3 DALLARA F309 (Volkswagen)						
1	3:12.432	46.001	1:15.189	1:11.242		3:12.432	10	2:25.939	43.602	1:03.127	39.210	227.8	28:29.128
2	3:57.795	1:23.322	1:37.905	56.568	82.9	7:10.227							
3	3:54.875	1:02.003	1:36.417	1:16.455	166.9	11:05.102							
6 Enrico MILANI ITA							F3 DALLARA F308 (Fiat)						
1	3:15.322	46.905	1:17.184	1:11.233		3:15.322	1	3:06.037	42.267	1:13.467	1:10.303		3:06.037
2	3:59.429	1:26.632	1:34.649	58.148	73.0	7:14.751	2	3:56.970	1:15.590	1:45.033	56.347	92.1	7:03.007
3	3:52.804	1:03.892	1:32.678	1:16.234	135.2	11:07.555	3	3:57.107	1:01.942	1:37.713	1:17.452	160.2	11:00.114
4	2:26.233	42.743	1:05.407	38.083	232.3	13:33.788	4	2:18.837	41.188	1:00.632	37.017	237.9	13:18.951
5	2:24.400	42.445	1:03.900	38.055	232.8	15:58.188	5	2:18.303	40.935	59.973	37.395	240.0	15:37.254
6	2:24.924	42.589	1:03.881	38.454	232.3	18:23.112	6	2:17.845	40.942	59.958	36.945	241.6	17:55.099
7	2:26.013	43.569	1:03.778	38.666	229.3	20:49.125	7	2:17.908	40.862	1:00.083	36.963	241.6	20:13.007
8	2:24.735	42.337	1:04.153	38.245	233.8	23:13.860	8	2:19.301	42.275	1:00.143	36.883	237.4	22:32.308
9	2:29.129	45.278	1:05.061	38.790	187.2	25:42.989							
10	2:24.427	43.072	1:02.817	38.538	228.3	28:07.416							
7 Christian ZELLER DEU							F3 DALLARA F312 (Opel)						
1	3:26.583	53.515	1:21.090	1:11.978		3:26.583	1	3:06.037	42.267	1:13.467	1:10.303		3:06.037
2	3:58.548	1:30.320	1:29.768	58.460	77.4	7:25.131	2	3:56.970	1:15.590	1:45.033	56.347	92.1	7:03.007
3	3:48.982	1:04.167	1:30.830	1:13.985	125.7	11:14.113	3	3:57.107	1:01.942	1:37.713	1:17.452	160.2	11:00.114
4	2:33.285	46.226	1:07.187	39.872	221.3	13:47.398	4	2:18.837	41.188	1:00.632	37.017	237.9	13:18.951
5	2:31.270	44.179	1:06.837	40.254	224.1	16:18.668	5	2:18.303	40.935	59.973	37.395	240.0	15:37.254
6	2:30.787	44.524	1:06.491	39.772	225.0	18:49.455	6	2:17.845	40.942	59.958	36.945	241.6	17:55.099
7	2:27.599	43.579	1:04.690	39.330	225.9	21:17.054	7	2:17.908	40.862	1:00.083	36.963	241.6	20:13.007
8	2:28.133	43.793	1:04.677	39.663	224.1	23:45.187	8	2:19.301	42.275	1:00.143	36.883	237.4	22:32.308
9	2:29.843	43.553	1:05.978	40.312	223.1	26:15.030							
10	2:29.513	44.743	1:05.277	39.493	223.6	28:44.543							
8 Dino RASERO ITA							F3 DALLARA F320 (Mercedes HWA)						
1	3:38.443	1:09.580	1:17.546	1:11.317		3:38.443	1	3:06.037	42.267	1:13.467	1:10.303		3:06.037
2	3:59.622	1:36.065	1:22.747	1:00.810	79.4	7:38.065	2	3:56.970	1:15.590	1:45.033	56.347	92.1	7:03.007
3	3:44.873	1:02.021	1:29.984	1:12.868	120.8	11:22.938	3	3:57.107	1:01.942	1:37.713	1:17.452	160.2	11:00.114
4	2:31.911	46.481	1:06.456	38.974	210.5	13:54.849	4	2:18.837	41.188	1:00.632	37.017	237.9	13:18.951
5	2:25.605	43.115	1:04.513	37.977	236.3	16:20.454	5	2:18.303	40.935	59.973	37.395	240.0	15:37.254
6	2:25.940	43.127	1:04.528	38.285	227.8	18:46.394	6	2:17.845	40.942	59.958	36.945	241.6	17:55.099
7	2:23.074	42.084	1:02.653	38.337	237.9	21:09.468	7	2:17.908	40.862	1:00.083	36.963	241.6	20:13.007
8	2:26.722	42.078	1:05.434	39.210	239.5	23:36.190	8	2:19.301	42.275	1:00.143	36.883	237.4	22:32.308
9	2:26.999	42.624	1:04.506	39.869									



Motor Classic Drexler Open Formula
SPA SUMMER CLASSIC
Race 1

Sector Analysis

— Invalidated Lap Personal Best Session Best Crossing the pit lane

Lap	Time	Sector 1	Sector 2	Sector 3	T.Spd	Elapsed
9	2:18.752	40.873	1:00.921	36.958	240.5	24:51.060
10	2:19.228	40.742	1:01.396	37.090	241.6	27:10.288

11 Kurt BÖHLEN CHE						
<small>F3 DALLARA F316 (Mercedes)</small>						
1	3:11.713	45.560	1:14.955	1:11.198		3:11.713
2	3:57.641	1:22.121	1:38.686	56.834	90.0	7:09.354
3	3:54.934	1:01.436	1:37.172	1:16.326	137.4	11:04.288
4	2:24.492	43.871	1:03.163	37.458	230.8	13:28.780
5	2:21.294	41.196	1:02.782	37.316	242.2	15:50.074
6	2:20.508	41.201	1:02.042	37.265	243.2	18:10.582
7	2:20.716	41.166	1:02.164	37.386	241.1	20:31.298
8	2:20.534	41.002	1:02.228	37.304	241.6	22:51.832
9	2:21.275	41.063	1:02.726	37.486	240.0	25:13.107
10	2:21.156	41.282	1:02.609	37.265	241.1	27:34.263

13 Philipp TODTENHAUPT DEU						
<small>F3 DALLARA F317 (Toyota)</small>						
1	3:32.452	57.146	1:24.492	1:10.814		3:32.452
2	4:00.367	1:32.717	1:27.022	1:00.628	92.5	7:32.819
3	3:45.609	1:02.566	1:29.613	1:13.430	111.3	11:18.428
4	2:39.282	49.300	1:09.114	40.868	218.6	13:57.710
5	2:33.652	44.599	1:08.500	40.553	228.8	16:31.362
6	2:33.418	44.819	1:07.864	40.735	227.8	19:04.780
7	2:34.081	44.782	1:08.466	40.833	227.4	21:38.861
8	2:38.418	44.756	1:13.225	40.437	222.2	24:17.279
9	2:34.083	44.588	1:08.824	40.671	225.0	26:51.362
10	2:34.712	44.577	1:09.212	40.923	225.0	29:26.074

14 Andrea BENALLI ITA						
<small>F3 DALLARA F309 (VW Power Engine)</small>						
1	3:10.182	45.331	1:13.731	1:11.120		3:10.182
2	3:57.250	1:19.918	1:40.396	56.936	88.4	7:07.432
3	3:55.683	1:01.574	1:37.383	1:16.726	165.1	11:03.115
4	2:22.141	41.465	1:03.315	37.361	239.5	13:25.256
5	2:20.890	41.105	1:01.874	37.911	243.2	15:46.146
6	2:21.448	41.714	1:02.495	37.239	235.8	18:07.594
7	2:19.825	40.963	1:01.215	37.647	243.2	20:27.419
8	2:20.292	41.213	1:01.752	37.327	240.5	22:47.711
9	2:20.995	41.381	1:02.326	37.288	230.8	25:08.706
10	2:19.508	41.235	1:00.876	37.397	240.0	27:28.214

19 Cian CAREY IRL						
<small>F3 DALLARA F318 (Mercedes)</small>						
1	3:07.206	42.532	1:14.262	1:10.412		3:07.206
2	3:57.324	1:17.261	1:43.785	56.278	82.7	7:04.530
3	3:56.874	1:02.028	1:37.680	1:17.166	159.3	11:01.404
4	2:21.076	42.314	1:01.556	37.206	237.4	13:22.480
5	2:19.376	41.063	1:00.958	37.355	239.5	15:41.856
6	2:19.131	41.096	1:00.876	37.159	241.1	18:00.987
7	2:18.941	41.030	1:00.809	37.102	238.9	20:19.928
8	2:18.178	40.991	1:00.344	36.843	240.5	22:38.106
9	2:18.547	40.845	1:00.695	37.007	241.1	24:56.653
10	2:19.662	40.885	1:00.903	37.874	242.2	27:16.315

20 Stig LARSEN DNK						
<small>F3 DALLARA F317 (Volkswagen)</small>						
1	3:26.081	53.328	1:19.329	1:13.424		3:26.081
2	3:56.296	1:29.887	1:29.563	56.846	79.4	7:22.377
3	3:51.042	1:06.410	1:30.012	1:14.620	120.9	11:13.419
4	2:34.992	47.286	1:07.831	39.875	213.4	13:48.411
5	2:28.472	43.146	1:06.103	39.223	232.8	16:16.883
6	2:27.917	42.947	1:05.459	39.511	232.3	18:44.800
7	2:28.686	43.696	1:05.674	39.316	230.3	21:13.486
8	2:27.113	42.862	1:04.946	39.305	232.3	23:40.599
9	2:28.807	43.155	1:06.787	38.865	231.3	26:09.406
10	2:28.629	43.305	1:05.494	39.830	233.8	28:38.035

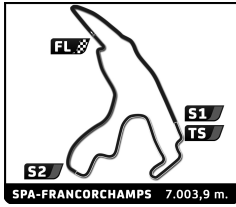
Lap	Time	Sector 1	Sector 2	Sector 3	T.Spd	Elapsed
1	3:26.081	53.328	1:19.329	1:13.424		3:26.081
2	3:56.296	1:29.887	1:29.563	56.846	79.4	7:22.377
3	3:51.042	1:06.410	1:30.012	1:14.620	120.9	11:13.419
4	2:34.992	47.286	1:07.831	39.875	213.4	13:48.411
5	2:28.472	43.146	1:06.103	39.223	232.8	16:16.883
6	2:27.917	42.947	1:05.459	39.511	232.3	18:44.800
7	2:28.686	43.696	1:05.674	39.316	230.3	21:13.486
8	2:27.113	42.862	1:04.946	39.305	232.3	23:40.599
9	2:28.807	43.155	1:06.787	38.865	231.3	26:09.406
10	2:28.629	43.305	1:05.494	39.830	233.8	28:38.035

23 Marco MAROTTA ITA						
<small>F3 DALLARA F312 (Volkswagen)</small>						
1	3:16.234	47.776	1:17.136	1:11.322		3:16.234
2	3:59.209	1:27.269	1:33.680	58.260	81.0	7:15.443
3	3:52.644	1:04.493	1:32.566	1:15.585	124.4	11:08.087
4	2:26.478	42.551	1:05.445	38.482	215.1	13:34.565
5	2:26.110	42.428	1:04.161	39.521	234.8	16:00.675
6	2:25.048	42.932	1:03.658	38.458	230.8	18:25.723
7	2:28.045	42.709	1:06.891	38.445	230.8	20:53.768
8	2:25.694	42.407	1:04.138	39.149	232.8	23:19.462
9	2:25.822	43.248	1:04.118	38.456	229.8	25:45.284
10	2:26.135	42.977	1:04.203	38.955	234.3	28:11.419

24 Victor SMIALEK CAN						
<small>F3 DALLARA F308 (Fiat)</small>						
1	3:29.262	55.450	1:23.365	1:10.447		3:29.262
2	3:58.225	1:31.318	1:28.830	58.077	83.8	7:27.487
3	3:49.075	1:04.331	1:30.537	1:14.207	129.5	11:16.562
4	2:37.126	48.766	1:08.152	40.208	221.8	13:53.688
5	2:30.302	43.362	1:07.816	39.124	236.8	16:23.990
6	2:28.163	42.971	1:06.322	38.870	237.4	18:52.153
7	2:28.424	42.386	1:06.875	39.163	241.6	21:20.577
8	2:30.202	42.759	1:08.525	38.918	238.4	23:50.779
9	2:27.612	42.696	1:05.963	38.953	235.3	26:18.391
10	2:29.680	42.522	1:08.124	39.034	238.9	28:48.071

27 Patrick BELLEZZA ITA						
<small>F3 DALLARA F300 (Fiat Novamotor)</small>						
1	3:23.082	51.418	1:19.676	1:11.988		3:23.082
2	3:56.979	1:30.734	1:30.370	55.875	89.7	7:20.061
3	3:52.543	1:07.010	1:30.270	1:15.263	116.8	11:12.604
4	2:32.033	47.372	1:06.091	38.570	221.8	13:44.637
5	2:27.626	42.806	1:05.954	38.866	235.3	16:12.263
6	2:27.862	42.626	1:06.161	39.075	236.3	18:40.125
7	2:27.434	42.873	1:05.747	38.814	235.8	21:07.559
8	2:30.050	42.747	1:06.140	41.163	235.3	23:37.609
9	2:30.641	44.494	1:06.967	39.180	225.0	26:08.250
10	2:37.594	43.329	1:06.449	47.816	232.3	28:45.844

32 Andreas STAMANN DEU						
<small>TATUUS FR 2.0 (Renault)</small>						
1	3:35.671	59.492	1:24.685	1:11.494		3:35.671
2	3:59.725	1:34.434	1:24.925	1:00.366	115.9	7:35.396
3	3:45.333	1:02.606	1:29.387	1:13.340	115.8	11:20.729
4	2:41.718	48.609	1:11.664	41.445	210.5	14:02.447
5	2:42.937	46.486	1:11.600	44.851	214.3	16:45.384



Motor Classic Drexler Open Formula SPA SUMMER CLASSIC

Race 1

Sector Analysis

Invalidated Lap Personal Best Session Best Crossing the pit lane

Lap	Time	Sector 1	Sector 2	Sector 3	T.Spd	Elapsed
6	2:38.371	46.212	1:10.901	41.258	223.1	19:23.755
7	2:37.528	45.762	1:10.341	41.425	222.7	22:01.283
8	2:37.353	45.560	1:10.964	40.829	223.6	24:38.636
9	2:38.646	45.352	1:10.796	42.498	222.2	27:17.282

34 Sergio CONTI ITA
TATUUS F4 (Abarth)

Lap	Time	Sector 1	Sector 2	Sector 3	T.Spd	Elapsed
1	3:37.950	1:02.629	1:23.964	1:11.357		3:37.950
2	3:59.609	1:35.008	1:23.500	1:01.101	99.2	7:37.559
3	3:45.289	1:01.362	1:30.276	1:13.651	126.2	11:22.848
4	2:56.427	49.789	1:20.392	46.246	210.1	14:19.275
5	2:55.286	49.212	1:19.408	46.666	211.8	17:14.561
6	2:53.492	48.589	1:18.284	46.619	213.4	20:08.053
7	3:16.318	51.759	1:29.813	54.746	169.0	23:24.371
8	3:05.980	49.628	1:30.267	46.085	201.5	26:30.351
9	3:00.780	48.907	1:23.270	48.603	218.6	29:31.131

36 Francesco SOLFAROLI ITA
F3 DALLARA F317 (Toyota)

Lap	Time	Sector 1	Sector 2	Sector 3	T.Spd	Elapsed
1	3:14.773	46.568	1:16.907	1:11.298		3:14.773
2	3:58.945	1:25.733	1:35.508	57.704	64.8	7:13.718
3	3:53.126	1:03.961	1:33.225	1:15.940	156.3	11:06.844
4	2:25.680	43.148	1:04.111	38.421	231.8	13:32.524
5	2:25.099	42.550	1:03.411	39.138	232.8	15:57.623
6	2:24.216	42.296	1:03.247	38.673	236.3	18:21.839
7	2:24.353	42.321	1:03.283	38.749	233.8	20:46.192
8	2:24.599	42.584	1:03.448	38.567	229.3	23:10.791
9	2:25.692	42.827	1:03.571	39.294	227.8	25:36.483
10	2:24.787	42.304	1:04.064	38.419	237.4	28:01.270

39 Edoardo BONANOMI ITA
F3 DALLARA F312 (Mercedes)

Lap	Time	Sector 1	Sector 2	Sector 3	T.Spd	Elapsed
1	3:19.411	48.638	1:18.031	1:12.742		3:19.411
2	3:58.793	1:27.983	1:33.225	57.585	109.3	7:18.204
3	3:52.297	1:04.502	1:32.158	1:15.637	150.8	11:10.501
4	2:26.924	43.726	1:04.480	38.718	224.5	13:37.425
5	2:25.425	42.731	1:03.778	38.916	228.3	16:02.850
6	2:25.102	42.473	1:04.161	38.468	230.3	18:27.952
7	2:26.378	42.454	1:05.331	38.593	230.3	20:54.330
8	2:25.477	42.063	1:04.217	39.197	235.8	23:19.807
9	2:25.792	43.449	1:04.001	38.342	229.8	25:45.599
10	2:24.531	42.447	1:03.134	38.950	229.3	28:10.130

42 Davide PEDETTI ITA
F3 DALLARA F317 (Toyota)

Lap	Time	Sector 1	Sector 2	Sector 3	T.Spd	Elapsed
1	3:33.214	57.652	1:24.547	1:11.015		3:33.214
2	4:00.097	1:33.502	1:26.206	1:00.389	92.3	7:33.311
3	3:45.386	1:02.948	1:29.410	1:13.028	108.0	11:18.697
4	2:34.077	47.582	1:07.186	39.309	223.1	13:52.774
5	2:25.901	42.889	1:04.341	38.671	232.8	16:18.675
6	2:25.541	42.778	1:04.143	38.620	234.3	18:44.216
7	2:24.471	42.630	1:03.572	38.269	232.8	21:08.687
8	2:27.190	42.468	1:05.401	39.321	235.3	23:35.877
9	2:26.336	42.619	1:04.491	39.226	232.8	26:02.213
10	2:25.329	42.438	1:04.112	38.779	234.3	28:27.542

44 Sandro ZELLER CHE
F3 DALLARA F316 (Mercedes HWA)

Lap	Time	Sector 1	Sector 2	Sector 3	T.Spd	Elapsed
1	3:08.441	42.645	1:15.014	1:10.782		3:08.441
2	3:56.549	1:17.547	1:43.097	55.905	75.9	7:04.990
3	3:56.620	1:02.223	1:38.082	1:16.315	150.6	11:01.610
4	2:22.959	42.507	1:03.251	37.201	238.9	13:24.569
5	2:20.028	40.543	1:02.134	37.351	249.4	15:44.597
6	2:19.191	40.569	1:01.589	37.033	244.9	18:03.788
7	2:18.963	40.724	1:01.180	37.059	244.3	20:22.751
8	2:19.266	40.829	1:01.327	37.110	242.7	22:42.017
9	2:20.686	40.980	1:02.613	37.093	237.4	25:02.703
10	2:19.830	40.921	1:01.532	37.377	242.7	27:22.533

46 Riccardo PEREGO ITA
F3 DALLARA F317 (Volkswagen)

Lap	Time	Sector 1	Sector 2	Sector 3	T.Spd	Elapsed
1	3:11.111	45.411	1:14.226	1:11.474		3:11.111
2	3:57.628	1:20.585	1:40.010	57.033	82.5	7:08.739
3	3:54.835	1:01.473	1:36.888	1:16.474	152.1	11:03.574
4	2:29.414	47.839	1:03.522	38.053	217.7	13:32.988
5	2:24.216	42.274	1:03.686	38.256	242.7	15:57.204
6	2:22.362	41.551	1:02.863	37.948	241.6	18:19.566
7	2:29.215	41.551	1:02.762	44.902	245.5	20:48.781
8	2:23.885	42.456	1:03.377	38.052	236.8	23:12.666
9	2:23.459	42.008	1:03.023	38.428	237.9	25:36.125
10	2:23.683	42.391	1:02.981	38.311	235.8	27:59.808

51 Bernardo PELLEGRINI ITA
F3 DALLARA F320 (Mercedes)

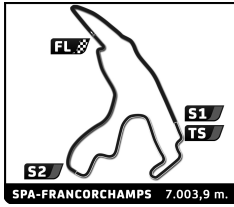
Lap	Time	Sector 1	Sector 2	Sector 3	T.Spd	Elapsed
1	3:09.041	43.843	1:14.618	1:10.580		3:09.041
2	3:57.641	1:19.782	1:40.972	56.887	84.6	7:06.682
3	3:55.593	1:01.664	1:37.502	1:16.427	151.3	11:02.275
4	2:21.302	41.766	1:02.247	37.289	238.4	13:23.577
5	2:20.316	41.279	1:01.590	37.447	239.5	15:43.893
6	2:20.590	41.363	1:02.276	36.951	239.5	18:04.483
7	2:20.064	40.843	1:01.550	37.671	242.7	20:24.547
8	2:19.387	41.064	1:00.973	37.350	240.5	22:43.934
9	2:21.876	42.642	1:01.960	37.274	218.2	25:05.810
10	2:18.950	40.906	1:00.886	37.158	241.6	27:24.760

75 Mei SHIBI ITA
F3 DALLARA 308 (Volkswagen)

Lap	Time	Sector 1	Sector 2	Sector 3	T.Spd	Elapsed
1	3:22.212	50.320	1:19.708	1:12.184		3:22.212
2	3:57.166	1:29.753	1:31.608	55.805	79.6	7:19.378
3	3:52.171	1:06.817	1:30.515	1:14.839	135.5	11:11.549
4	2:31.060	47.080	1:04.689	39.291	211.4	13:42.609
5	2:27.654	43.957	1:04.413	39.284	221.3	16:10.263
6	2:27.472	43.723	1:04.400	39.349	222.2	18:37.735
7	2:27.408	43.919	1:04.238	39.251	220.9	21:05.143
8	2:28.615	43.883	1:04.801	39.931	220.4	23:33.758
9	2:28.912	44.129	1:04.490	40.293	218.2	26:02.670
10	2:28.503	44.151	1:04.880	39.472	216.0	28:31.173

76 Christof LEDERMANN CHE
F3 DALLARA F309 (Power Engine)

Lap	Time	Sector 1	Sector 2	Sector 3	T.Spd	Elapsed
1	3:39.285	1:18.407	1:20.937	59.941		3:39.285
2	3:59.850	1:38.123	1:22.129	59.598	72.0	7:39.135



Motor Classic Drexler Open Formula
SPA SUMMER CLASSIC
Race 1

Sector Analysis

_ Invalidated Lap							■ Personal Best							■ Session Best							B Crossing the pit lane						
Lap	Time	Sector 1	Sector 2	Sector 3	T.Spd	Elapsed	Lap	Time	Sector 1	Sector 2	Sector 3	T.Spd	Elapsed	Lap	Time	Sector 1	Sector 2	Sector 3	T.Spd	Elapsed	Lap	Time	Sector 1	Sector 2	Sector 3	T.Spd	Elapsed
81 Giancarlo PEDETTI ITA																											
F3 DALLARA F317 (Toyota)																											
1	3:20.407	49.582	1:18.137	1:12.688		3:20.407	10	2:18.924	40.933	1:00.751	37.240	241.1	27:23.278														
2	3:58.197	1:29.215	1:31.986	56.996	99.5	7:18.604																					
3	3:52.642	1:05.184	1:32.098	1:15.360	157.4	11:11.246																					
4	2:28.998	43.443	1:06.159	39.396	230.8	13:40.244																					
5	2:28.694	43.332	1:05.898	39.464	233.3	16:08.938																					
6	2:28.117	43.218	1:05.825	39.074	229.3	18:37.055																					
7	2:27.482	42.973	1:05.478	39.031	233.3	21:04.537																					
8	2:28.238	43.114	1:05.672	39.452	232.8	23:32.775																					
9	2:28.152	43.456	1:05.829	38.867	230.8	26:00.927																					
10	2:27.565	42.825	1:05.643	39.097	232.8	28:28.492																					
180 Patrick HARMUTH FRA																											
F3 DALLARA F308 (Toyota)																											
1	3:30.454	56.288	1:23.306	1:10.860		3:30.454																					
2	3:58.566	1:32.364	1:27.306	58.896	87.7	7:29.020																					
3	3:48.049	1:04.388	1:29.557	1:14.104	121.5	11:17.069																					
4	2:39.747	49.116	1:10.503	40.128	203.8	13:56.816																					
5	2:32.802	44.582	1:08.189	40.031	225.0	16:29.618																					
6	2:31.255	44.201	1:07.416	39.638	226.9	19:00.873																					
7	2:31.515	44.297	1:07.419	39.799	226.9	21:32.388																					
8	2:33.066	44.240	1:08.413	40.413	225.5	24:05.454																					
9	2:33.238	44.512	1:08.134	40.592	224.1	26:38.692																					
10	2:33.649	44.408	1:08.442	40.799	225.5	29:12.341																					
199 Thomas ZELTNER CHE																											
F3 DALLARA F317 (Toyota)																											
1	3:44.083	1:19.615	1:21.041	1:03.427		3:44.083																					
2	3:58.787	1:37.394	1:21.323	1:00.070	58.0	7:42.870																					
3	3:42.365	1:00.069	1:30.193	1:12.103	135.2	11:25.235																					
4	2:40.459	48.038	1:11.281	41.140	213.0	14:05.694																					
5	2:35.546	44.299	1:11.140	40.107	225.5	16:41.240																					
6	2:30.575	43.855	1:06.836	39.884	225.5	19:11.815																					
7	2:31.392	43.931	1:07.590	39.871	225.9	21:43.207																					
8	2:32.783	44.016	1:09.021	39.746	225.9	24:15.990																					
9	2:31.244	44.231	1:07.197	39.816	223.6	26:47.234																					
10	2:31.346	43.918	1:07.629	39.799	225.0	29:18.580																					
99 Tim BUCKLEY IRL																											
F3 DALLARA F302 (Toyota)																											
1	3:31.769	56.861	1:23.531	1:11.377		3:31.769																					
2	3:59.943	1:32.342	1:27.048	1:00.553	83.1	7:31.712																					
3	3:45.846	1:02.984	1:29.562	1:13.300	115.9	11:17.558																					
4	2:36.841	48.521	1:08.392	39.928	224.1	13:54.399																					
5	2:32.628	43.509	1:09.180	39.939	228.8	16:27.027																					
6	2:31.999	43.072	1:08.161	40.766	234.8	18:59.026																					
7	2:31.436	43.463	1:08.341	39.632	229.3	21:30.462																					
8	2:31.992	43.526	1:08.359	40.107	227.8	24:02.454																					
9	2:31.501	43.414	1:08.232	39.855	228.8	26:33.955																					
10	2:35.587	44.519	1:09.184	41.884	224.5	29:09.542																					
122 Norbert GROER AUT																											
TATUUS FR 2.0 (Renault)																											
1	3:34.370	57.391	1:25.686	1:11.293		3:34.370																					
2	3:59.773	1:33.571	1:25.804	1:00.398	120.5	7:34.143																					
3	3:45.499	1:02.883	1:29.432	1:13.184	102.8	11:19.642																					
4	4:12.795B	48.702	1:09.123	2:14.970	214.7	15:32.437																					
5	2:49.500	58.968	1:09.691	40.841	218.2	18:21.937																					
6	2:36.738	44.670	1:11.035	41.033	230.3	20:58.675																					
7	2:37.010	45.447	1:08.826	42.737	225.5	23:35.685																					
8	2:38.931	46.371	1:11.480	41.080	221.3	26:14.616																					
9	2:36.012	45.451	1:09.969	40.592	209.7	28:50.628																					
131 Francesco GALLI ITA																											
F3 DALLARA F320 (Volkswagen)																											
1	3:12.865	45.647	1:16.217	1:11.001		3:12.865																					
2	3:58.222	1:24.463	1:36.735	57.024	67.5	7:11.087																					
3	3:54.155	1:01.427	1:36.711	1:16.017	167.2	11:05.242																					
4	2:21.611	42.876	1:01.587	37.148	234.3	13:26.853																					
5	2:19.599	41.035	1:00.779	37.785	241.1	15:46.452																					
6	2:19.995	41.381	1:01.326	37.288	243.8	18:06.447																					
7	2:18.927	40.890	1:00.445	37.592	243.2	20:25.374																					
8	2:18.795	40.602	1:01.063	37.130	245.5	22:44.169																					
9	2:20.185	42.142	1:00.893	37.150	241.1	25:04.354																					