

Dunlop Historic Endurance Cup/HTGT

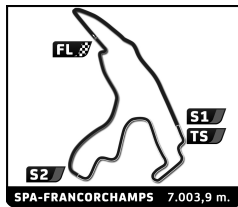
SPA SUMMER CLASSIC

Qualifying 1

Sector Analysis

— Invalidated Lap ■ Personal Best ■ Session Best B Crossing the pit lane

Lap	D	Time	Sector 1	Sector 2	Sector 3	T.Spd	Elapsed	Lap	D	Time	Sector 1	Sector 2	Sector 3	T.Spd	Elapsed	
2	1. Felix HAAS TVR Griffith 200 HTGT							6	1	5:03.240 B	1:37.516	2:06.287	1:19.437	102.1	22:02.471	
	7	1	6:49.608	4:44.157	1:20.004	45.447	164.9	28:52.079								
	8	1	2:54.043	48.956	1:20.468	44.619	185.2	31:46.122								
	9	1	2:52.987	48.366	1:19.911	44.710	192.2	34:39.109								
	10	1	2:52.043	48.362	1:19.087	44.594	199.6	37:31.152								
	11	1	2:55.356	50.125	1:20.020	45.211	191.8	40:26.508								
	12	1	2:52.506	48.158	1:19.598	44.750	196.7	43:19.014								
	13	1	2:52.053	48.382	1:19.380	44.291	195.3	46:11.067								
	14	1	3:04.408	48.756	1:23.519	52.133	190.5	49:15.475								
	15	1	2:58.082	47.721	1:22.996	47.365	199.3	52:13.557								
	6	1. Hans-Jürgen ERDBRÜGGE BMW M 1 Procar HTGT							Porsche 911 RSR HTGT							
		2. Edgar ALTHOFF							63	1. Klaus Dieter FRERS 2. Niklas FRERS						
		1	1	3:29.168	1:00.032	1:34.639	54.497	111.8	3:29.168							
		2	1	3:01.269	52.543	1:21.284	47.442	187.8	6:30.437							
3		1	2:57.763	50.595	1:20.864	46.304	185.2	9:28.200								
4		1	2:58.185	50.896	1:20.625	46.664	183.1	12:26.385								
5		1	3:08.213 B	49.839	1:20.475	57.899	197.8	15:34.598								
6		1	11:26.488	9:14.032	1:24.895	47.561	165.4	27:01.086								
7		1	2:57.127	49.945	1:20.778	46.404	203.0	29:58.213								
8		1	2:56.522	49.983	1:20.256	46.283	197.8	32:54.735								
9		1	2:58.238	50.728	1:21.244	46.266	197.8	35:52.973								
10		1	2:57.735	50.563	1:20.773	46.399	197.8	38:50.708								
11		1	3:16.100 B	52.857	1:24.283	58.960	165.1	42:06.808								
70		1. Guillaume COLINET ALFA ROMEO 2000 GT Veloce HTGT							1	1	3:05.606	48.236	1:26.034	51.336	145.0	3:05.606
	2	1	3:00.010	52.651	1:19.708	47.651	193.9	6:05.616								
	3	1	2:59.764	52.625	1:19.965	47.174	185.9	9:05.380								
	4	1	3:29.769 B	57.406	1:31.491	1:00.872	142.1	12:35.149								
	75	1. Michel WELTER BMW 2002 HEC							2. Patrick WILWERT							
1		1	4:01.013	1:19.029	1:45.956	56.028	94.5	4:01.013								
2		1	3:30.975	1:00.467	1:35.773	54.735	135.5	7:31.988								
3		1	3:13.200	57.847	1:25.039	50.314	172.8	10:45.188								
4		1	3:09.502	57.364	1:23.074	49.064	173.6	13:54.690								
5		1	3:18.480 B	56.630	1:22.266	59.584	183.4	17:13.170								
6		1	11:06.603	8:40.151	1:31.309	55.143	141.0	28:19.773								
7		1	3:09.765	56.494	1:22.466	50.805	166.4	31:29.538								
8		1	3:07.438	56.217	1:22.643	48.578	183.4	34:36.976								
9	1	3:43.243 B	56.301	1:35.144	1:11.798	180.9	38:20.219									
87	1. Philippe VERMAST LOTUS Elan 26R HEC							2. Charles KAUFFMAN								
	1	1	3:56.629	1:36.939	1:28.476	51.214	133.3	3:56.629								
	2	1	3:01.665	52.633	1:21.681	47.351	187.5	6:58.294								
	3	1	2:59.031	51.100	1:21.223	46.708	184.3	9:57.325								
	4	1	3:15.652 B	51.175	1:22.129	1:02.348	181.8	13:12.977								
	5	1	7:17.421 B	3:41.758	1:54.970	1:40.693	131.9	20:30.398								
	6	1	7:53.000	5:41.666	1:23.154	48.180	158.1	28:23.398								
	7	1	3:02.251	52.039	1:22.452	47.760	183.4	31:25.649								
11	1. Christian BOCK JAGUAR E-Type HEC							2. Andrew NEWALL								
	1	1	4:02.823	1:16.643	1:46.494	59.686	91.2	4:02.823								
	2	1	3:23.700	59.764	1:33.579	50.357	130.9	7:26.523								
	3	1	3:11.166	52.553	1:28.419	50.194	170.3	10:37.689								
	4	1	3:11.076	52.949	1:28.167	49.960	175.6	13:48.765								
	5	1	3:10.466	52.911	1:26.753	50.802	173.6	16:59.231								



Dunlop Historic Endurance Cup/HTGT

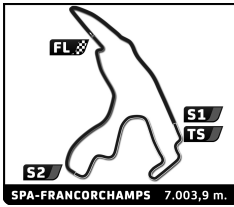
SPA SUMMER CLASSIC

Qualifying 1

Sector Analysis

— Invalidated Lap ■ Personal Best ■ Session Best B Crossing the pit lane

Lap	D	Time	Sector 1	Sector 2	Sector 3	T.Spd	Elapsed	Lap	D	Time	Sector 1	Sector 2	Sector 3	T.Spd	Elapsed
92															
Porsche 911 ST HEC															
1. Moritz RICHTER															
2. Rolf RICHTER															
1	1	4:06.420	1:34.548	1:35.095	56.777	117.1	4:06.420	9	1	3:08.489	53.527	1:25.811	49.151	189.8	36:18.312
2	1	3:13.091	56.214	1:27.301	49.576	166.7	7:19.511	10	1	3:05.141	53.114	1:23.506	48.521	189.1	39:23.453
3	1	3:07.526	54.189	1:23.248	50.089	179.7	10:27.037	11	1	3:04.490	53.058	1:22.657	48.775	194.9	42:27.943
4	1	3:13.496	B 53.071	1:24.088	56.337	186.5	13:40.533	12	1	3:03.332	53.013	1:22.186	48.133	190.8	45:31.275
5	1	7:29.233	B 3:43.893	2:04.770	1:40.570	87.0	21:09.766	13	1	3:05.329	53.956	1:22.332	49.041	188.8	48:36.604
6	1	7:18.047	5:04.296	1:23.873	49.878	168.7	28:27.813	14	1	3:03.266	52.650	1:22.336	48.280	183.7	51:39.870
7	1	3:04.263	53.889	1:21.620	48.754	189.1	31:32.076	15	1	3:02.765	52.860	1:22.123	47.782	191.5	54:42.635
8	1	3:06.573	54.580	1:23.005	48.988	179.1	34:38.649								
9	1	3:06.549	54.143	1:22.992	49.414	189.8	37:45.198								
10	1	3:24.138	B 53.958	1:25.917	1:04.263	179.7	41:09.336								
112															
GINETTA G12 HTGT															
1. Horst DASENBROCK															
1	1	6:25.194	3:59.822	1:32.459	52.913	142.9	6:25.194								
2	1	3:20.918	B 55.761	1:23.026	1:02.131	135.8	9:46.112								
3	1	4:49.206	2:37.957	1:23.959	47.290	143.2	14:35.318								
118															
Porsche 3.0 RSR HTGT															
1. Adrian GRENZ															
1	1	3:14.234	53.431	1:29.279	51.524	141.2	3:14.234								
2	1	3:04.728	53.808	1:23.341	47.579	180.9	6:18.962								
3	1	2:57.656	51.141	1:20.075	46.440	173.4	9:16.618								
4	1	2:54.729	49.962	1:19.178	45.589	190.1	12:11.347								
5	1	2:54.299	49.821	1:18.405	46.073	188.8	15:05.646								
6	1	3:47.994	B 50.593	1:29.474	1:27.927	189.5	18:53.640								
7	1	8:02.541	5:55.648	1:20.767	46.126	173.6	26:56.181								
8	1	2:53.143	49.956	1:18.059	45.128	200.7	29:49.324								
9	1	2:50.835	49.273	1:16.422	45.140	196.0	32:40.159								
10	1	2:53.392	51.733	1:16.296	45.363	201.9	35:33.551								
11	1	2:51.582	49.294	1:16.472	45.816	203.4	38:25.133								
12	1	2:52.835	50.180	1:16.643	46.012	205.3	41:17.968								
13	1	2:51.714	49.733	1:16.596	45.385	203.0	44:09.682								
14	1	2:51.214	49.637	1:16.735	44.842	203.0	47:00.896								
15	1	2:52.407	50.099	1:16.641	45.667	206.5	49:53.303								
16	1	2:54.539	51.544	1:16.676	46.319	204.9	52:47.842								
123															
Porsche 911 ST HTGT															
1. Christer PERNVALL															
2. Göran STRANDBERG															
1	1	4:02.518	1:20.295	1:46.155	56.068	94.8	4:02.518								
2	1	3:18.879	58.828	1:29.966	50.085	156.3	7:21.397								
3	1	3:07.856	54.079	1:24.491	49.286	172.2	10:29.253								
4	1	3:07.130	53.620	1:24.786	48.724	178.8	13:36.383								
5	1	3:05.302	53.304	1:22.864	49.134	177.0	16:41.685								
6	1	4:43.224	B 1:10.273	1:45.259	1:47.692	120.0	21:24.909								
7	1	8:36.594	6:16.568	1:29.490	50.536	140.3	30:01.503								
8	1	3:08.320	54.170	1:24.646	49.504	181.5	33:09.823								
142															
Porsche 914/6 HTGT/HEC															
1. Max KAINZINGER															
1	1	4:14.147	1:28.784	1:43.788	1:01.575	125.3	4:14.147								
2	1	3:35.005	1:07.445	1:32.874	54.686	109.6	7:49.152								
3	1	3:22.916	59.563	1:29.774	53.579	159.1	11:12.068								
4	1	3:20.834	59.694	1:28.907	52.233	164.6	14:32.902								
5	1	4:16.238	B 58.511	1:42.385	1:35.342	172.0	18:49.140								
6	1	16:11.619	...	1:34.779	56.075	129.3	35:00.759								
7	1	3:18.809	59.362	1:27.491	51.956	167.7	38:19.568								
8	1	3:16.485	57.065	1:27.619	51.801	174.2	41:36.053								
9	1	3:16.488	58.250	1:26.261	51.977	171.4	44:52.541								
10	1	3:17.267	58.673	1:26.358	52.236	169.8	48:09.808								
11	1	3:16.086	58.489	1:26.096	51.501	170.9	51:25.894								
12	1	3:14.912	56.860	1:25.967	52.085	176.2	54:40.806								
195															
Alfa Romeo 1750 GT-Am HTGT															
1. Michael WASKÖNIG															
1	1	4:14.210	1:38.015	1:35.353	1:00.842	111.6	4:14.210								
2	1	3:23.730	58.738	1:30.021	54.971	155.2	7:37.940								
3	1	3:20.727	1:00.720	1:28.520	51.487	151.0	10:58.667								
4	1	3:30.293	B 58.465	1:29.184	1:02.644	151.3	14:28.960								
5	1	5:56.507	B 2:08.708	2:09.446	1:38.353	145.6	20:25.467								
6	1	7:47.204	5:27.407	1:27.750	52.047	142.7	28:12.671								
7	1	3:16.543	57.774	1:25.912	52.857	154.7	31:29.214								
8	1	3:18.162	58.276	1:27.706	52.180	159.8	34:47.376								
9	1	3:15.638	58.046	1:25.742	51.850	161.7	38:03.014								
10	1	3:17.870	59.084	1:26.570	52.216	155.6	41:20.884								
11	1	3:15.608	57.777	1:26.337	51.494	157.9	44:36.492								
12	1	3:16.028	57.690	1:26.637	51.701	163.6	47:52.520								
13	1	3:16.591	57.696	1:26.709	52.186	159.3	51:09.111								
14	1	3:40.622	B 57.674	1:31.115	1:11.833	162.2	54:49.733								
440															
Ford GT40 HTGT															
1. Pedro SANCHEZ															
1	1	5:20.871	3:00.432	1:30.401	50.038	117.8	5:20.871								
2	1	3:03.013	51.924	1:23.721	47.368	166.9	8:23.884								
3	1	3:00.509	49.599	1:22.938	47.972	173.6	11:24.393								
4	1	2:58.259	48.820	1:22.554	46.885	170.3	14:22.652								
5	1	3:20.644	B 50.379	1:21.715	1:08.550	165.9	17:43.296								
6	1	11:26.247	9:11.844	1:25.923	48.480	136.4	29:09.543								
7	1	2:58.670	49.422	1:23.158	46.090	164.9	32:08.213								
8	1	2:58.359	48.372	1:23.218	46.769	163.9	35:06.572								
9	1	2:59.351	49.923	1:22.259	47.169	168.0	38:05.923								
10	1	2:56.557	48.298	1:21.641	46.618	169.5	41:02.480								
11	1	2:56.944	48.192	1:21.509	47.243	173.4	43:59.424								
12	1	2:57.322	48.411	1:21.778	47.133	182.4	46:56.746								

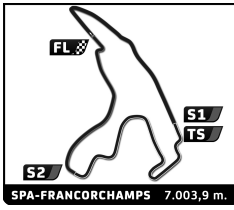


Dunlop Historic Endurance Cup/HTGT SPA SUMMER CLASSIC Qualifying 1

Sector Analysis

— Invalidated Lap ■ Personal Best ■ Session Best ■ Crossing the pit lane

Lap	D	Time	Sector 1	Sector 2	Sector 3	T.Spd	Elapsed	Lap	D	Time	Sector 1	Sector 2	Sector 3	T.Spd	Elapsed															
13	1	2:55.664	48.775	1:21.325	45.564	174.5	49:52.410	5	1	7:34.389 B	3:48.546	2:04.130	1:41.713	90.9	21:11.931															
14	1	3:16.091 B	53.219	1:22.926	59.946	171.4	53:08.501	6	1	6:59.179	4:42.158	1:27.485	49.536	159.1	28:11.110															
602 1. Dirk BAUMANN PORSCHE 911 RSR HEC								7								1	3:08.485	52.937	1:25.877	49.671	186.2	31:19.595								
1								7:43.043 B	4:55.627	1:39.031	1:08.385	140.8	7:43.043	8								1	3:07.438	52.890	1:25.186	49.362	184.6	34:27.033		
2								4:51.294	2:31.781	1:28.514	50.999	160.7	12:34.337	9								1	3:07.822	52.915	1:25.700	49.207	184.9	37:34.855		
3								3:10.501	54.108	1:26.836	49.557	172.2	15:44.838	10								1	3:07.045	53.240	1:23.709	50.096	200.4	40:41.900		
4								4:35.502 B	52.251	2:08.305	1:34.946	181.5	20:20.340	11								1	3:07.923	53.203	1:24.773	49.947	195.7	43:49.823		
5								10:29.299	8:13.197	1:26.537	49.565	159.8	30:49.639	12								1	3:09.749	53.678	1:25.782	50.289	191.2	46:59.572		
6								3:03.573	51.187	1:23.570	48.816	192.5	33:53.212	13								1	3:08.519	53.873	1:24.888	49.758	190.8	50:08.091		
7								3:02.882	51.425	1:23.466	47.991	183.4	36:56.094	14								1	3:09.394	54.494	1:24.872	50.028	192.9	53:17.485		
8								3:00.995	50.937	1:22.191	47.867	192.5	39:57.089	624 1. Elio COCCIARELLI 2. Marcus HAHNE TIGA SC84 S2000																
9								3:49.418 B	59.090	1:39.730	1:10.598	141.4	43:46.507	1								3:52.722	1:18.506	1:42.627	51.589	89.2	3:52.722			
603 1. Friedhelm STOLZER FORD SWIFT DB2 Sports2000 S2000								2								2:58.394	53.210	1:19.357	45.827	168.5	6:51.116									
1								3:58.676	1:19.809	1:43.774	55.093	90.8	3:58.676	3								1	2:55.430	50.434	1:16.275	48.721	178.5	9:46.546		
2								3:14.713	58.644	1:25.774	50.295	150.0	7:13.389	4								1	2:48.519	49.931	1:14.504	44.084	194.9	12:35.065		
3								3:07.987	54.428	1:23.446	50.113	142.1	10:21.376	5								1	2:48.572	49.499	1:13.995	45.078	195.7	15:23.637		
4								3:09.279	54.183	1:25.517	49.579	173.4	13:30.655	6								1	3:36.601 B	49.170	1:25.104	1:22.327	203.4	19:00.238		
5								3:08.880	54.477	1:23.664	50.739	176.5	16:39.535	7								1	9:41.081	7:31.577	1:23.301	46.203	119.7	28:41.319		
6								4:37.681 B	1:07.298	1:46.414	1:43.969	130.6	21:17.216	8								1	2:54.641	51.042	1:17.790	45.809	188.5	31:35.960		
7								6:20.576	4:07.786	1:22.696	50.094	169.8	27:37.792	9								1	2:53.767	50.284	1:17.926	45.557	189.1	34:29.727		
8								3:08.752	55.300	1:23.843	49.609	166.2	30:46.544	10								1	2:53.579	50.341	1:17.830	45.408	204.2	37:23.306		
9								3:08.418	54.906	1:23.431	50.081	160.7	33:54.962	11								1	2:51.676	49.636	1:16.582	45.458	191.5	40:14.982		
10								3:08.281	54.538	1:23.288	50.455	170.6	37:03.243	12								1	2:53.522	49.765	1:17.990	45.767	199.6	43:08.504		
11								3:07.753	55.389	1:23.539	48.825	156.1	40:10.996	13								1	2:52.241	49.811	1:16.877	45.553	195.7	46:00.745		
12								3:06.353	55.269	1:21.496	49.588	184.9	43:17.349	14								1	2:51.800	50.125	1:16.435	45.240	200.0	48:52.545		
13								3:07.393	55.469	1:22.311	49.613	171.2	46:24.742	15								1	3:17.110 B	50.835	1:20.092	1:06.183	175.9	52:09.655		
14								3:07.921	56.035	1:21.716	50.170	168.2	49:32.663	641 1. Hans-Ulrich KAINZINGER PORSCHE 911 ST HTGT/HEC																
15								3:05.938	55.204	1:21.336	49.398	173.1	52:38.601	1								27:31.496	...	1:40.478	58.266	126.0	27:31.496			
611 1. Roberto COCCIARELLI 2. Volker BÖHM FORD SWIFT DB2 S2000								2								3:21.798	57.391	1:33.418	50.989	165.1	30:53.294									
1								4:29.182	2:12.573	1:29.072	47.537	121.9	4:29.182	3								1	3:06.589	53.844	1:23.873	48.872	169.8	33:59.883		
2								2:51.927	50.118	1:16.474	45.335	189.8	7:21.109	4								1	3:07.833	52.899	1:25.771	49.163	175.3	37:07.716		
3								2:53.938	49.967	1:17.228	46.743	182.7	10:15.047	5								1	3:15.567 B	53.142	1:24.065	58.360	180.9	40:23.283		
4								2:49.870	49.249	1:16.532	44.089	204.5	13:04.917	6								1	5:00.446	2:47.597	1:23.844	49.005	177.6	45:23.729		
5								2:49.620	49.846	1:15.492	44.282	182.4	15:54.537	7								1	3:05.741	52.900	1:23.813	49.028	179.7	48:29.470		
6								4:33.028 B	48.909	2:05.128	1:38.991	203.4	20:27.565	8								1	3:27.715 B	53.593	1:26.785	1:07.337	178.2	51:57.185		
7								6:55.341	4:47.102	1:20.642	47.597	179.1	27:22.906	666 1. Luca SANCHEZ 2. Michael FUNKE Ford GT40 HTGT/HEC																
8								2:48.841	49.581	1:14.986	44.274	204.5	30:11.747	1								5:19.403	2:58.611	1:31.140	49.652	128.9	5:19.403			
9								2:48.506	49.066	1:15.300	44.140	207.7	33:00.253	2								1	3:02.730	52.782	1:23.134	46.814	173.9	8:22.133		
10								2:46.676	49.038	1:13.835	43.803	206.1	35:46.929	3								1	2:53.586	50.321	1:19.520	43.745	187.2	11:15.719		
11								3:09.621 B	49.339	1:22.054	58.228	203.8	38:56.550	4								1	2:40.235	44.052	1:14.175	42.008	206.1	13:55.954		
613 1. Gustav EDELHOFF PORSCHE 911 ST HTGT/HEC								5								1	2:40.542	43.673	1:14.728	42.141	212.2	16:36.496								
1								3:51.990	1:15.329	1:40.233	56.428	113.4	3:51.990	6								1	4:38.791 B	56.180	1:59.737	1:42.874	135.7	21:15.287		
2								3:16.255	58.844	1:27.306	50.105	177.9	7:08.245	7								1	8:32.402	6:23.945	1:22.882	45.575	149.2	29:47.689		
3								3:10.795	53.637	1:25.916	51.242	180.0	10:19.040	8								1	2:50.048	47.211	1:18.423	44.414	185.6	32:37.737		
4								3:18.502 B	53.068	1:26.022	59.412	177.6	13:37.542	9								1	2:50.318	46.700	1:18.173	45.445	180.3	35:28.055		
																10								1	2:49.284	47.295	1:17.705	44.284	178.2	38:17.339
																11								1	2:49.977	46.994	1:18.577	44.406	197.8	41:07.316
																12								1	2:50.835	46.801	1:18.533	45.501	193.5	43:58.151

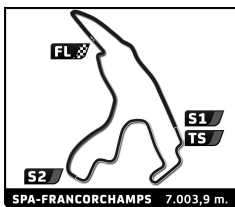


Dunlop Historic Endurance Cup/HTGT SPA SUMMER CLASSIC Qualifying 1

Sector Analysis

— Invalidated Lap ■ Personal Best ■ Session Best ■ Crossing the pit lane

Lap	D	Time	Sector 1	Sector 2	Sector 3	T.Spd	Elapsed	Lap	D	Time	Sector 1	Sector 2	Sector 3	T.Spd	Elapsed	
669	1.Patrik LJUNGGREN 2.Andreas THYLANDER							Porsche 911 ST HEC								
	13	1	3:05.048	B	46.923	1:19.440	58.685	185.2	47:03.199	10	1	10:58.499				45:43.338
	11	1	2:50.291						48:33.629	12	1	2:49.495				51:23.124
	13	1	2:48.459						54:11.583							
	1	1	3:55.498		1:09.218	1:45.204	1:01.076	101.1	3:55.498							
	2	1	3:41.943		1:03.985	1:41.763	56.195	129.5	7:37.441							
	3	1	3:33.345		59.928	1:38.207	55.210	138.5	11:10.786							
	4	1	3:32.377		59.010	1:38.592	54.775	143.6	14:43.163							
	5	1	4:09.261	B	59.373	1:42.189	1:27.699	137.6	18:52.424							
	6	1	11:10.381		8:49.754	1:30.271	50.356	134.2	30:02.805							
	7	1	3:08.528		54.530	1:24.950	49.048	173.9	33:11.333							
	8	1	3:07.799		53.979	1:24.415	49.405	185.2	36:19.132							
	9	1	3:05.103		53.185	1:23.135	48.783	179.4	39:24.235							
	10	1	3:04.435		53.323	1:22.682	48.430	189.1	42:28.670							
11	1	3:03.744		53.587	1:21.954	48.203	190.5	45:32.414								
12	1	3:05.172		53.318	1:23.343	48.511	182.7	48:37.586								
13	1	3:03.189		52.669	1:22.289	48.231	188.2	51:40.775								
14	1	3:02.617		52.774	1:21.999	47.844	172.0	54:43.392								
686	1.Charles FABER-CASTELL 2.Lance David ARNOLD							Ford Escort RS1600 BDA HTGT/HEC								
	1	1	6:27.649		4:15.083	1:23.446	49.120	143.8	6:27.649							
	2	1	2:57.311		53.129	1:17.836	46.346	196.4	9:24.960							
	3	1	2:53.261		50.649	1:17.099	45.513	189.5	12:18.221							
	4	1	2:52.295		50.743	1:16.260	45.292	197.4	15:10.516							
	5	1	3:46.673	B	52.014	1:27.654	1:27.005	182.7	18:57.189							
	6	1	8:58.682		6:48.136	1:22.600	47.946	149.0	27:55.871							
	7	1	3:04.079		52.956	1:22.779	48.344	178.8	30:59.950							
	8	1	3:00.457		52.936	1:20.181	47.340	184.0	34:00.407							
	9	1	3:00.834		52.921	1:19.812	48.101	180.6	37:01.241							
	10	1	3:00.774		53.534	1:20.123	47.117	188.5	40:02.015							
	11	1	3:00.473		52.961	1:20.259	47.253	189.1	43:02.488							
	12	1	3:13.094	B	53.237	1:21.633	58.224	180.0	46:15.582							
	691	1.Iiro MÄKINEN							BMW 2002 HEC							
1		1	5:03.180		2:46.923	1:26.231	50.026	111.2	5:03.180							
2		1	2:55.887		51.676	1:18.270	45.941	195.3	7:59.067							
3		1	2:57.596		51.088	1:19.405	47.103	186.5	10:56.663							
4		1	2:55.582		51.197	1:18.388	45.997	195.3	13:52.245							
5		1	3:19.782	B	54.470	1:24.015	1:01.297	147.7	17:12.027							
692	1.Harald SCHMEYER 2.Stefan HENKEFEND							Lola T492 S2000								
	1	1	3:46.868						3:46.868							
	2	1	3:02.103						6:48.971							
	3	1	2:58.743						9:47.714							
	4	1	2:54.616						12:42.330							
	5	1	2:52.152						15:34.482							
	6	1	3:41.463	B					19:15.945							
	7	1	9:40.723						28:56.668							
	8	1	2:54.540						31:51.208							
	9	1	2:53.631						34:44.839							
703	1.Lutz ILGNER 2.Maximilian ILGNER							Porsche 914/6 HEC								
	1	1	6:13.080		3:30.179	1:42.935	59.966	133.3	6:13.080							
	2	1	3:40.613		1:01.886	1:40.368	58.359	153.0	9:53.693							
	3	1	3:26.790			59.405	1:33.058	54.327	180.0	13:20.483						
	4	1	3:23.634		59.492	1:31.403	52.739	172.8	16:44.117							
714	1.Thomas WEISKE 2.Philipp BAUMANN							Porsche 914-6 HEC								
	1	1	12:10.889		9:39.355	1:35.788	55.746	152.3	12:10.889							
	2	1	3:20.987		58.801	1:28.607	53.579	163.4	15:31.876							
	3	1	4:35.895	B	56.569	1:59.245	1:40.081	164.9	20:07.771							
	4	1	11:02.864		8:42.584	1:29.072	51.208	163.4	31:10.635							
	5	1	3:13.473		56.249	1:27.012	50.212	165.1	34:24.108							
	6	1	3:15.335		57.692	1:27.372	50.271	166.9	37:39.443							
	7	1	3:12.324		55.361	1:26.834	50.129	171.7	40:51.767							
	8	1	3:24.210	B	54.936	1:25.448	1:03.826	175.0	44:15.977							
	9	1	6:13.482		4:00.428	1:24.723	48.331	175.0	50:29.459							
728	1.Markus DÜNKELMANN 2.Ingo PUETZ							Porsche 911 ST HTGT/HEC								
	1	1	4:03.796		1:21.222	1:46.651	55.923	96.1	4:03.796							
	2	1	3:14.653		56.293	1:28.149	50.211	158.8	7:18.449							
	3	1	3:07.669		53.212	1:24.924	49.533	166.4	10:26.118							
	4	1	3:08.412		52.885	1:26.174	49.353	177.3	13:34.530							
	5	1	3:06.453		52.112	1:24.978	49.363	178.2	16:40.983							
	6	1	4:42.040	B	1:09.585	1:45.622	1:46.833	128.9	21:23.023							
	7	1	8:52.843		6:40.060	1:25.004	47.779	176.5	30:15.866							
	8	1	3:01.782		52.594	1:22.150	47.038	202.2	33:17.648							
	9	1	2:56.678		50.781	1:19.912	45.985	205.7	36:14.326							
	10	1	2:54.405		49.994	1:18.931	45.480	209.7	39:08.731							
	11	1	3:16.162	B	53.948	1:22.325	59.889	184.0	42:24.893							
	12	1	9:21.454		7:06.879	1:24.797	49.778	174.8	51:46.347							
	13	1	3:06.903		53.332	1:24.496	49.075	182.7	54:53.250							
734	1.Thomas SCHULTE-HILLEN							Alfa Romeo 1750 GT-Am HEC								
	1	1	6:32.835		4:01.955	1:32.922	57.958	136.2	6:32.835							
	2	1	3:18.783		59.922	1:24.574	54.287	153.4	9:51.618							
	3	1	3:23.403	B	55.905	1:24.458	1:03.040	172.2	13:15.021							
	4	1	5:14.753	B	2:11.910	1:36.512	1:26.331	152.3	18:29.774							
	5	1	9:47.515		7:24.866	1:30.216	52.433	146.7	28:17.289							
	6	1	3:10.782		55.211	1:24.063	51.508	177.0	31:28.071							
	7	1	3:06.805		54.834	1:22.724	49.247	182.7	34:34.876							
	8	1	3:05.996		54.727	1:21.873	49.396	184.3	37:40.872							
9	1	3:07.190		55.077	1:22.716	49.397	178.5	40:48.062								



Dunlop Historic Endurance Cup/HTGT

SPA SUMMER CLASSIC

Qualifying 1

Sector Analysis

— Invalidated Lap ■ Personal Best ■ Session Best B Crossing the pit lane

Lap	D	Time	Sector 1	Sector 2	Sector 3	T.Spd	Elapsed	Lap	D	Time	Sector 1	Sector 2	Sector 3	T.Spd	Elapsed
10	1	3:08.069	54.710	1:22.419	50.940	183.7	43:56.131								
11	1	3:36.119 B	55.693	1:28.890	1:11.536	186.2	47:32.250								

763		1.Stefan DERICHS		Porsche 911 RSR		HTGT	
1	1	3:40.392	1:02.400	1:41.166	56.826	104.0	3:40.392
2	1	3:22.967	57.894	1:31.414	53.659	154.5	7:03.359
3	1	3:21.222	56.294	1:31.164	53.764	168.7	10:24.581
4	1	3:15.805	55.971	1:28.027	51.807	155.2	13:40.386
5	1	3:11.590	53.580	1:26.414	51.596	153.0	16:51.976
6	1	4:41.247 B	1:15.437	1:56.824	1:28.986	114.9	21:33.223
7	1	6:19.471	4:01.528	1:26.743	51.200	182.7	27:52.694
8	1	3:14.489	54.070	1:28.429	51.990	167.2	31:07.183
9	1	3:10.908	54.999	1:25.548	50.361	169.0	34:18.091
10	1	3:09.500	52.861	1:25.826	50.813	196.7	37:27.591
11	1	3:10.018	54.447	1:26.240	49.331	174.2	40:37.609
12	1	3:08.276	52.922	1:24.311	51.043	192.2	43:45.885
13	1	3:23.089 B	53.932	1:25.972	1:03.185	182.7	47:08.974

770		1.Markus NIESTRATH		ALFA ROMEO 1750 GT-Am		HTGT/HEC	
		2.Samuel NIESTRATH					
1	1	4:01.595	1:31.626	1:34.180	55.789	125.3	4:01.595
2	1	3:13.051	56.230	1:27.053	49.768	164.6	7:14.646
3	1	3:07.555	55.165	1:22.872	49.518	181.8	10:22.201
4	1	3:07.251	54.170	1:23.606	49.475	177.3	13:29.452
5	1	3:09.807	54.879	1:24.181	50.747	186.5	16:39.259
6	1	4:40.820 B	1:09.510	1:46.190	1:45.120	140.3	21:20.079
7	1	7:55.990	5:28.096	1:34.519	53.375	146.1	29:16.069
8	1	3:20.235	58.366	1:30.071	51.798	173.6	32:36.304
9	1	3:15.832	57.804	1:27.026	51.002	180.6	35:52.136
10	1	3:14.800	57.048	1:26.908	50.844	181.5	39:06.936
11	1	3:12.424	56.800	1:25.456	50.168	180.0	42:19.360
12	1	3:09.670	56.384	1:23.931	49.355	181.2	45:29.030
13	1	3:30.069 B	56.501	1:30.027	1:03.541	175.3	48:59.099

771		1.Diego PASQUAZZO		ALFA ROMEO 1750 GT-Am		HEC	
1	1	4:05.864	1:32.993	1:35.521	57.350	119.2	4:05.864
2	1	3:25.211	1:00.705	1:31.040	53.466	159.8	7:31.075
3	1	3:13.511	57.976	1:25.016	50.519	165.4	10:44.586
4	1	3:15.926	58.606	1:26.000	51.320	161.0	14:00.512
5	1	3:28.577 B	56.851	1:25.550	1:06.176	166.7	17:29.089
6	1	10:21.946	8:01.337	1:27.715	52.894	160.7	27:51.035
7	1	3:13.368	57.490	1:25.773	50.105	168.5	31:04.403
8	1	3:12.119	57.119	1:23.322	51.678	178.5	34:16.522
9	1	3:28.442	1:01.401	1:32.572	54.469	150.4	37:44.964
10	1	3:12.631	57.097	1:24.726	50.808	168.0	40:57.595
11	1	3:11.381	56.336	1:24.275	50.770	165.9	44:08.976
12	1	3:11.027	56.302	1:24.052	50.673	164.9	47:20.003
13	1	3:11.739	56.451	1:25.205	50.083	167.4	50:31.742
14	1	3:44.656 B	56.416	1:32.678	1:15.562	172.2	54:16.398

773		1.Mariusz KUBIS		ALFA ROMEO 1750 GT-Am		HEC	
1	1	6:25.180	3:55.258	1:36.303	53.619	142.9	6:25.180
2	1	3:19.555	57.493	1:29.759	52.303	160.2	9:44.735
3	1	3:15.433	56.904	1:26.646	51.883	173.6	13:00.168
4	1	3:14.806	56.292	1:26.566	51.948	169.5	16:14.974
5	1	4:59.471 B	1:13.044	2:03.379	1:43.048	87.0	21:14.445

790		1.Olaf TERGIETEN		FORD Capri MKI		HEC	
1	1	4:25.572 B	1:39.928	1:34.160	1:11.484	125.0	4:25.572
2	1	5:34.113	3:21.773	1:24.979	47.361	168.0	9:59.685
3	1	3:01.345	52.077	1:21.444	47.824	185.6	13:01.030
4	1	3:01.405	52.180	1:22.257	46.968	172.8	16:02.435
5	1	4:31.358 B	53.786	1:54.762	1:42.810	138.1	20:33.793
6	1	8:13.189	5:58.530	1:26.241	48.418	115.3	28:46.982
7	1	3:02.718	51.689	1:23.653	47.376	184.3	31:49.700
8	1	3:01.557	51.816	1:22.432	47.309	163.1	34:51.257
9	1	3:02.114	52.449	1:22.311	47.354	180.3	37:53.371
10	1	3:00.187	51.385	1:21.390	47.412	184.0	40:53.558
11	1	3:00.197	50.685	1:21.514	47.998	191.5	43:53.755
12	1	3:12.342 B	50.477	1:22.265	59.600	190.1	47:06.097

796		1.Jochen WILMS		ALFA ROMEO 1750 GT-Am		HTGT/HEC	
1	1	27:50.393	...	1:30.568	52.956	137.1	27:50.393
2	1	3:09.530	55.751	1:24.059	49.720	184.0	30:59.923
3	1	3:09.853	55.611	1:23.778	50.464	185.6	34:09.776
4	1	3:09.249	55.588	1:23.770	49.891	178.5	37:19.025
5	1	3:06.371	54.574	1:22.399	49.398	188.5	40:25.396
6	1	3:08.996	55.770	1:23.100	50.126	188.5	43:34.392
7	1	3:09.125	56.034	1:23.383	49.708	181.8	46:43.517
8	1	3:07.589	55.266	1:23.087	49.236	186.5	49:51.106
9	1	3:07.897	54.965	1:23.445	49.487	177.3	52:59.003