

Dunlop Historic Endurance Cup/HTGT

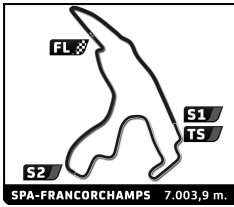
SPA SUMMER CLASSIC

Qualifying 2

Sector Analysis

— Invalidated Lap ■ Personal Best ■ Session Best ■ Crossing the pit lane

Lap	D	Time	Sector 1	Sector 2	Sector 3	T.Spd	Elapsed	Lap	D	Time	Sector 1	Sector 2	Sector 3	T.Spd	Elapsed
2 1.Felix HAAS TVR Griffith 200 HTGT								63 1.Klaus Dieter FRERS PORSCHE 911 RSR HTGT 2.Niklas FRERS							
1	1	4:15.986	1:52.553	1:31.034	52.399	128.1	4:15.986	1	1	4:33.024	2:14.648	1:28.255	50.121	99.4	4:33.024
2	1	3:04.765	50.470	1:25.466	48.829	187.5	7:20.751	2	1	3:03.675	54.004	1:22.367	47.304	167.4	7:36.699
3	1	3:03.579	50.383	1:24.691	48.505	180.9	10:24.330	3	1	2:58.445	51.562	1:20.065	46.818	191.5	10:35.144
4	1	3:15.905 B	49.329	1:26.620	59.956	187.5	13:40.235	4	1	3:06.944 B	51.266	1:20.692	54.986	188.5	13:42.088
5	1	4:59.052	2:44.859	1:25.734	48.459	161.2	18:39.287	5	1	9:12.193	6:43.753	1:36.116	52.324	132.8	22:54.281
6	1	3:01.797	50.265	1:23.598	47.934	173.1	21:41.084	6	1	3:01.034	51.924	1:22.025	47.085	188.5	25:55.315
7	1	3:00.838	49.922	1:23.560	47.356	178.5	24:41.922	7	1	3:03.088	52.672	1:20.790	49.626	180.0	28:58.403
8	1	3:21.361 B	51.413	1:25.378	1:04.570	155.6	28:03.283	8	1	3:20.032 B	50.998	1:26.564	1:02.470	177.9	32:18.435
6 1.Hans-Jürgen ERDBRÜGGE BMW M 1 Procar HTGT 2.Edgar ALTHOFF								70 1.Guillaume COLINET ALFA ROMEO 2000 GT Veloce HTGT							
1	1	6:42.906	4:03.525	1:40.703	58.678	126.6	6:42.906	1	1	3:16.934	1:04.832	1:23.289	48.813	153.8	3:16.934
2	1	3:15.427	55.729	1:28.248	51.450	174.2	9:58.333	2	1	3:01.598	53.741	1:20.361	47.496	188.8	6:18.532
3	1	3:15.122	54.549	1:28.615	51.958	191.8	13:13.455	3	1	3:02.089	53.599	1:20.774	47.716	188.8	9:20.621
4	1	3:18.137	54.893	1:31.426	51.818	177.0	16:31.592	4	1	3:23.666 B	56.614	1:26.841	1:00.211	157.2	12:44.287
5	1	3:19.203	55.225	1:30.449	53.529	171.4	19:50.795	5	1	7:18.383	5:06.180	1:23.162	49.041	142.7	20:02.670
6	1	3:29.459 B	54.888	1:29.708	1:04.863	183.1	23:20.254	6	1	3:02.852	53.002	1:20.317	49.533	191.5	23:05.522
8 1.Ulrich KLÖSSER FORD Escort RS1600 HTGT								75 1.Michel WELTER BMW 2002 HEC 2.Patrick WILWERT							
1	1	5:47.095 B	3:00.648	1:39.109	1:07.338	92.6	5:47.095	1	1	3:51.547	1:21.082	1:36.908	53.557	107.5	3:51.547
2	1	4:27.466	2:13.909	1:25.256	48.301	161.4	10:14.561	2	1	3:15.235	58.119	1:25.545	51.571	170.9	7:06.782
3	1	3:24.215 B	54.844	1:22.194	1:07.177	168.7	13:38.776	3	1	3:18.745	56.909	1:25.053	56.783	177.3	10:25.527
4	1	4:18.678	2:06.222	1:22.991	49.465	173.9	17:57.454	4	1	3:13.666	57.510	1:22.411	53.745	177.0	13:39.193
5	1	3:01.678	53.748	1:20.920	47.010	181.5	20:59.132	5	1	3:07.489	56.450	1:22.440	48.599	180.0	16:46.682
6	1	3:01.894	53.834	1:20.704	47.356	189.5	24:01.026	6	1	3:05.692	55.210	1:22.236	48.246	184.0	19:52.374
7	1	3:01.356	53.229	1:21.090	47.037	182.4	27:02.382	7	1	3:07.876	55.914	1:22.834	49.128	179.7	23:00.250
8	1	3:06.286	52.652	1:19.910	53.724	201.5	30:08.668	8	1	3:29.171 B	57.945	1:28.928	1:02.298	142.1	26:29.421
9	1	3:02.039	52.842	1:22.117	47.080	180.6	33:10.707	9	1	6:20.155	3:57.361	1:32.407	50.387	160.2	32:49.576
10	1	3:00.108	52.241	1:20.943	46.924	205.3	36:10.815	10	1	3:06.058	55.989	1:21.738	48.331	179.7	35:55.634
11	1	3:00.304	52.260	1:20.712	47.332	173.1	39:11.119	11	1	3:05.264	54.703	1:21.486	49.075	182.7	39:00.898
12	1	3:00.865	53.020	1:19.892	47.953	196.4	42:11.984	12	1	3:28.686 B	54.998	1:25.213	1:08.475	183.4	42:29.584
13	1	3:35.375 B	58.045	1:31.469	1:05.861	150.4	45:47.359								
11 1.Christian BOCK JAGUAR E-Type HEC 2.Andrew NEWALL								87 1.Philippe VERMAST LOTUS Elan 26R HEC 2.Charles KAUFFMAN							
1	1	3:49.160	1:14.064	1:41.099	53.997	114.3	3:49.160	1	1	3:14.331	1:01.105	1:25.147	48.079	128.9	3:14.331
2	1	3:16.551	54.401	1:31.373	50.777	178.2	7:05.711	2	1	3:01.002	51.891	1:22.111	47.000	174.2	6:15.333
3	1	3:13.378	53.324	1:29.965	50.089	190.1	10:19.089	3	1	3:44.807 B	1:06.953	1:29.876	1:07.978	130.8	10:00.140
4	1	3:10.419	52.470	1:27.653	50.296	178.8	13:29.508	4	1	4:59.967	2:45.515	1:21.947	52.505	186.9	15:00.107
5	1	3:10.360	51.920	1:28.823	49.617	180.6	16:39.868	5	1	2:58.740	51.488	1:20.605	46.647	192.2	17:58.847
6	1	3:11.621	52.646	1:28.853	50.122	179.4	19:51.489	6	1	3:24.766 B	52.817	1:26.457	1:05.492	173.1	21:23.613
7	1	3:21.211	57.170	1:32.769	51.272	151.0	23:12.700	7	1	7:34.665	5:19.063	1:25.053	50.549	162.7	28:58.278
8	1	3:09.510	52.293	1:28.041	49.176	187.8	26:22.210	8	1	3:09.440	52.925	1:22.975	53.540	171.4	32:07.718
9	1	3:10.265	52.138	1:27.397	50.730	189.1	29:32.475	9	1	3:05.154	52.092	1:24.410	48.652	175.3	35:12.872
10	1	3:11.945	52.193	1:28.766	50.986	174.5	32:44.420	10	1	3:01.951	51.837	1:22.136	47.978	182.7	38:14.823
11	1	3:09.416	52.021	1:28.098	49.297	190.8	35:53.836	11	1	3:45.325 B	51.761	1:40.356	1:13.208	182.7	42:00.148
12	1	3:06.270	51.515	1:26.094	48.661	185.6	39:00.106								
13	1	3:06.813	51.225	1:26.193	49.395	202.6	42:06.919								
14	1	3:35.833 B	52.732	1:34.451	1:08.650	169.3	45:42.752								

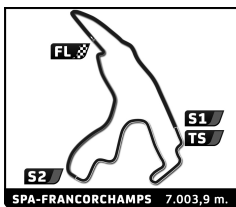


Dunlop Historic Endurance Cup/HTGT
SPA SUMMER CLASSIC
Qualifying 2

Sector Analysis

— Invalidated Lap ■ Personal Best ■ Session Best ■ Crossing the pit lane

Lap	D	Time	Sector 1	Sector 2	Sector 3	T.Spd	Elapsed	Lap	D	Time	Sector 1	Sector 2	Sector 3	T.Spd	Elapsed		
92							Porsche 911 ST HEC		195							ALFA ROMEO 1750 GT-Am HTGT	
1. Moritz RICHTER 2. Rolf RICHTER							1. Michael WASKÖNIG										
1	1	5:01.596	2:19.476	1:43.509	58.611	103.7	5:01.596	1	1	3:22.742	1:00.987	1:29.490	52.265	116.4	3:22.742		
2	1	3:25.685	1:01.986	1:30.720	52.979	149.0	8:27.281	2	1	3:19.808	58.999	1:28.926	51.883	158.8	6:42.550		
3	1	3:22.453	58.098	1:30.194	54.161	165.4	11:49.734	3	1	3:18.558	59.265	1:27.662	51.631	154.1	10:01.108		
4	1	3:25.483	59.181	1:31.923	54.379	161.4	15:15.217	4	1	3:32.375 B	59.272	1:28.017	1:05.086	155.2	13:33.483		
5	1	3:22.297	59.292	1:30.093	52.912	162.9	18:37.514	5	1	4:23.781	2:04.883	1:26.908	51.990	159.5	17:57.264		
6	1	3:21.771	57.766	1:30.763	53.242	175.6	21:59.285	6	1	3:18.856	59.646	1:27.128	52.082	163.1	21:16.120		
7	1	3:37.987 B	58.254	1:34.228	1:05.505	161.0	25:37.272	7	1	3:16.693	58.627	1:26.252	51.814	162.7	24:32.813		
8	1	6:16.096	3:38.886	1:36.459	1:00.751	124.6	31:53.368	8	1	3:16.554	57.614	1:25.497	53.443	165.1	27:49.367		
9	1	3:25.740	58.784	1:32.108	54.848	177.0	35:19.108	9	1	3:38.426 B	58.579	1:29.332	1:10.515	131.1	31:27.793		
10	1	3:25.485	58.912	1:32.922	53.651	157.4	38:44.593								Ford GT40 HTGT		
11	1	3:24.150	58.282	1:31.138	54.730	166.9	42:08.743	440							1. Pedro SANCHEZ		
12	1	3:24.364	58.878	1:31.412	54.074	174.2	45:33.107	1	1	4:51.186	2:17.642	1:41.504	52.040	109.5	4:51.186		
118							Porsche 3.0 RSR HTGT		602							Porsche 911 RSR HEC	
1. Adrian GRENZ							1. Dirk BAUMANN										
1	1	3:20.120	57.515	1:31.572	51.033	110.0	3:20.120	1	1	3:03.107	55.456	1:19.460	48.191	181.2	7:55.123		
2	1	3:00.347	52.452	1:21.213	46.682	195.7	6:20.467	2	1	2:53.493	51.599	1:16.408	45.486	203.0	10:48.729		
3	1	2:58.357	51.278	1:20.069	47.010	196.4	9:18.824	3	1	2:50.122	49.523	1:15.861	44.738	215.6	13:38.851		
4	1	2:57.690	50.586	1:19.989	47.115	204.9	12:16.514	4	1	2:47.998	48.743	1:15.125	44.130	217.3	16:26.849		
5	1	2:58.771	50.415	1:21.520	46.836	204.9	15:15.285	5	1	2:54.813 B	49.090	1:14.818	50.905	217.7	19:21.662		
6	1	2:56.979	50.982	1:19.525	46.472	204.9	18:12.264	6	1	5:34.860	3:36.494	1:14.762	43.604	173.9	24:56.522		
7	1	2:56.518	50.491	1:19.335	46.692	207.3	21:08.782	7	1	2:48.482	48.541	1:14.593	45.348	219.1	27:45.004		
8	1	2:55.578	50.550	1:19.297	45.731	202.6	24:04.360	8	1	2:46.001	48.360	1:13.876	43.765	219.1	30:31.005		
9	1	8:56.405 B	50.560	1:18.804	6:47.041	195.3	33:00.765	9	1	3:05.830 B	52.880	1:18.370	54.580	175.6	33:36.835		
123							Porsche 911 ST HEC		603							Ford Swift DB2 Sports2000 S2000	
1. Christer PERNVALL 2. Göran STRANDBERG							1. Friedhelm STOLZER										
1	1	4:40.487	2:14.266	1:34.332	51.889	84.5	4:40.487	1	1	5:51.327	3:30.983	1:29.945	50.399	109.0	5:51.327		
2	1	3:18.322	59.182	1:28.190	50.950	169.5	7:58.809	2	1	3:08.621	55.415	1:22.804	50.402	179.7	8:59.948		
3	1	3:09.628	54.674	1:25.661	49.293	189.1	11:08.437	3	1	3:09.115	55.301	1:23.523	50.291	167.7	12:09.063		
4	1	3:08.134	54.255	1:24.663	49.216	187.5	14:16.571	4	1	3:24.629 B	55.168	1:26.097	1:03.364	183.7	15:33.692		
5	1	3:09.774	54.831	1:24.148	50.795	183.7	17:26.345	5	1	3:55.145	1:40.028	1:24.773	50.344	176.2	19:28.837		
6	1	3:32.648 B	56.369	1:26.911	1:09.368	179.1	20:58.993	6	1	3:11.413	56.231	1:24.191	50.991	178.8	22:40.250		
7	1	5:55.132	3:38.760	1:25.203	51.169	167.7	26:54.125	7	1	3:12.902	56.923	1:25.519	50.460	170.3	25:53.152		
8	1	3:13.093	55.005	1:24.618	53.470	161.9	30:07.218	8	1	3:14.126	56.425	1:24.424	53.277	179.1	29:07.278		
9	1	3:06.446	53.266	1:24.167	49.013	177.0	33:13.664	9	1	3:27.635 B	55.723	1:24.160	1:07.752	166.9	32:34.913		
10	1	3:06.105	54.144	1:23.346	48.615	179.7	36:19.769								Porsche 911 ST HTGT/HEC		
11	1	3:05.172	53.690	1:22.654	48.828	184.3	39:24.941	613							1. Gustav EDELHOFF		
12	1	3:38.327 B	58.287	1:30.713	1:09.327	159.3	43:03.268	1	1	3:40.736	1:09.040	1:35.942	55.754	147.1	3:40.736		
142							Porsche 914/6 HTGT/HEC										
1. Max KAINZINGER																	
1	1	4:56.972	2:15.811	1:42.572	58.589	94.2	4:56.972										
2	1	3:28.401	1:01.903	1:32.122	54.376	162.9	8:25.373										
3	1	3:26.080	1:00.340	1:31.156	54.584	167.4	11:51.453										
4	1	3:35.435 B	58.598	1:31.412	1:05.425	173.4	15:26.888										
5	1	4:40.242	2:17.473	1:29.298	53.471	167.2	20:07.130										
6	1	3:20.290	59.158	1:28.684	52.448	171.7	23:27.420										
7	1	3:17.841	58.312	1:26.786	52.743	177.0	26:45.261										
8	1	3:31.350 B	59.044	1:27.480	1:04.826	173.4	30:16.611										



Dunlop Historic Endurance Cup/HTGT

SPA SUMMER CLASSIC

Qualifying 2

Sector Analysis

— Invalidated Lap ■ Personal Best ■ Session Best B Crossing the pit lane

Lap	D	Time	Sector 1	Sector 2	Sector 3	T.Spd	Elapsed	Lap	D	Time	Sector 1	Sector 2	Sector 3	T.Spd	Elapsed
2	1	3:29.735	B	57.807	1:30.298	1:01.630	188.8	7:10.471	2	1	3:34.844	1:01.175		140.1	8:30.769
3	1	8:43.437		6:22.810	1:27.624	53.003	184.0	15:53.908	3	1	3:31.297				12:02.066
4	1	3:14.267		56.226	1:26.802	51.239	190.1	19:08.175	4	1	3:33.818				15:35.884
5	1	3:14.821		56.380	1:27.107	51.334	183.7	22:22.996	5	1	3:31.343				19:07.227
6	1	3:13.857		56.085	1:26.729	51.043	188.8	25:36.853	6	1	3:31.862	59.252		155.2	22:39.089
7	1	3:13.027		55.323	1:26.915	50.789	191.5	28:49.880	7	1	6:11.823	B	1:00.713	140.1	28:50.912
8	1	3:27.285	B	54.714	1:26.569	1:06.002	190.5	32:17.165	8	1	3:03.748	42.169		152.5	31:54.660
9	1	9:44.100	B	7:06.620	1:28.001	1:09.479	182.4	42:01.265	9	1	3:07.779				35:02.439

624 TIGA SC84 S2000
 1. Elio COCCIARELLI
 2. Marcus HAHNE

1	1	5:51.837	3:34.117	1:27.363	50.357	109.2	5:51.837	
2	1	2:50.565	49.402	1:15.947	45.216	198.5	8:42.402	
3	1	2:50.552	48.928	1:16.227	45.397	203.8	11:32.954	
4	1	2:46.992	49.447	1:13.374	44.171	204.5	14:19.946	
5	1	3:06.013	B	51.130	1:18.381	56.502	203.0	17:25.959
6	1	5:42.849	3:32.112	1:23.244	47.493	150.4	23:08.808	
7	1	2:53.138	49.307	1:18.037	45.794	203.0	26:01.946	
8	1	2:55.830	50.269	1:17.432	48.129	194.2	28:57.776	
9	1	3:07.175	51.141	1:22.895	53.139	201.1	32:04.951	
10	1	2:54.411	50.439	1:17.725	46.247	196.0	34:59.362	
11	1	2:54.970	50.671	1:18.343	45.956	196.4	37:54.332	
12	1	2:54.632	50.465	1:18.438	45.729	193.9	40:48.964	
13	1	2:53.225	49.748	1:18.099	45.378	197.1	43:42.189	
14	1	2:51.783	49.580	1:16.968	45.235	203.0	46:33.972	

641 PORSCHE 911 ST HTGT/HEC
 1. Hans-Ulrich KAINZINGER

1	1	16:41.912	...	1:43.771	55.726	106.2	16:41.912	
2	1	3:15.814	56.146	1:29.627	50.041	163.1	19:57.726	
3	1	3:10.685	53.425	1:24.568	52.692	180.0	23:08.411	
4	1	3:07.073	53.969	1:23.931	49.173	197.8	26:15.484	
5	1	3:20.046	B	53.218	1:24.620	1:02.208	196.0	29:35.530
6	1	4:51.787	2:37.143	1:25.430	49.214	184.6	34:27.317	
7	1	3:06.898	52.634	1:24.364	49.900	202.6	37:34.215	
8	1	3:07.603	53.078	1:24.958	49.567	197.8	40:41.818	
9	1	3:06.732	53.130	1:24.840	48.762	196.4	43:48.550	
10	1	3:42.066	B	58.715	1:34.383	1:08.968	150.2	47:30.616

666 Ford GT40 HTGT/HEC
 1. Luco SANCHEZ
 2. Michael FUNKE

1	1	5:19.680	3:04.739	1:25.429	49.512	140.4	5:19.680	
2	1	2:53.792	44.158	1:18.282	51.352	209.3	8:13.472	
3	1	2:40.448	43.755	1:14.762	41.931	219.5	10:53.920	
4	1	3:03.436	B	44.383	1:17.182	1:01.871	216.4	13:57.356
5	1	5:17.702	3:12.926	1:19.519	45.257	173.6	19:15.058	
6	1	2:51.210	48.531	1:18.061	44.618	188.5	22:06.268	
7	1	2:49.470	47.431	1:17.746	44.293	193.9	24:55.738	
8	1	3:04.375	B	47.115	1:17.973	59.287	196.4	28:00.113

669 PORSCHE 911 ST HEC
 1. Patrik LJUNGGREN
 2. Andreas THYLANDER

1	1	4:55.925					4:55.925
---	---	----------	--	--	--	--	----------

692 LOLA T492 S2000
 1. Harald SCHMEYER
 2. Stefan HENKEFEND

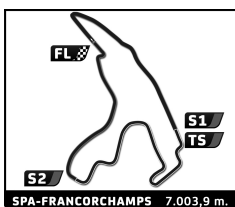
1	1	8:42.127					8:42.127
2	1	2:55.495					11:37.622
3	1	2:51.671					14:29.293
4	1	2:53.226					17:22.519
5	1	2:54.775					20:17.294
6	1	2:51.116					23:08.410
7	1	2:51.059					25:59.469
8	1	2:51.747					28:51.216
9	1	8:50.240					37:41.456
10	1	2:55.966					40:37.422
11	1	2:52.697					43:30.119
12	1	2:52.853					46:22.972

703 PORSCHE 914/6 HEC
 1. Lutz ILGNER
 2. Maximilian ILGNER

1	1	5:01.460	2:26.607	1:36.045	58.808	134.5	5:01.460
2	1	3:17.274	1:01.217	1:26.414	49.643	164.1	8:18.734
3	1	3:08.023	55.859	1:22.713	49.451	179.4	11:26.757
4	1	3:08.591	55.987	1:22.754	49.850	177.3	14:35.348
5	1	3:06.765	55.425	1:22.158	49.182	188.5	17:42.113
6	1	3:05.521	55.126	1:21.362	49.033	191.2	20:47.634
7	1	3:05.150	54.618	1:21.507	49.025	188.2	23:52.784
8	1	3:09.059	55.787	1:22.368	50.904	187.8	27:01.843
9	1	3:10.333	55.927	1:22.744	51.662	190.8	30:12.176
10	1	3:05.224	54.806	1:21.322	49.096	193.9	33:17.400
11	1	3:04.439	54.235	1:21.521	48.683	195.3	36:21.839
12	1	3:04.082	53.982	1:20.997	49.103	191.8	39:25.921
13	1	3:05.983	54.098	1:22.415	49.470	193.5	42:31.904
14	1	3:31.135	54.938	1:36.276	59.921	168.5	46:03.039

714 PORSCHE 914-6 HEC
 1. Thomas WEISKE
 2. Philipp BAUMANN
 3. Michael WITKE

1	1	3:50.526	1:15.642	1:40.481	54.403	109.3	3:50.526	
2	1	3:11.300	56.147	1:26.174	48.979	188.8	7:01.826	
3	1	3:08.366	54.780	1:24.339	49.247	190.1	10:10.192	
4	1	3:19.483	B	53.612	1:24.938	1:00.933	188.5	13:29.675
5	1	4:52.891	2:41.185	1:23.177	48.529	193.9	18:22.566	
6	1	3:04.404	53.605	1:22.639	48.160	196.7	21:26.970	
7	1	3:03.977	53.096	1:22.631	48.250	197.8	24:30.947	
8	1	3:08.660	53.656	1:23.363	51.641	197.4	27:39.607	

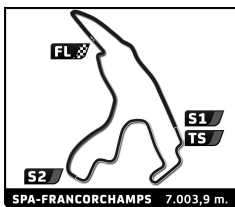


Dunlop Historic Endurance Cup/HTGT SPA SUMMER CLASSIC Qualifying 2

Sector Analysis

— Invalidated Lap ■ Personal Best ■ Session Best ■ Crossing the pit lane

Lap	D	Time	Sector 1	Sector 2	Sector 3	T.Sp	Elapsed	Lap	D	Time	Sector 1	Sector 2	Sector 3	T.Sp	Elapsed	
728	1.Markus DÜNKELMANN 2.Ingo PUETZ							PORSCHE 911 ST HTGT/HEC	3 1 3:09.413 55.877 1:23.799 49.737 182.1 9:49.458							
	4 1 3:17.978 56.034 1:23.391 58.553 180.0 13:07.436															
	5 1 3:09.236 56.172 1:23.192 49.872 182.4 16:16.672															
	6 1 3:17.799 B 55.678 1:23.853 58.268 184.6 19:34.471															
	7 1 5:46.800 3:29.709 1:25.553 51.538 175.0 25:21.271															
	8 1 3:08.647 55.929 1:22.854 49.864 175.0 28:29.918															
	9 1 3:08.615 55.218 1:23.255 50.142 182.4 31:38.533															
	10 1 3:07.227 55.587 1:22.082 49.558 183.7 34:45.760															
	11 1 3:07.525 55.167 1:23.101 49.257 184.0 37:53.285															
	12 1 3:07.609 55.598 1:22.344 49.667 184.0 41:00.894															
	13 1 3:06.558 55.443 1:22.191 48.924 183.7 44:07.452															
	14 1 3:06.493 55.103 1:21.602 49.788 183.4 47:13.945															
	771	1.Diego PASQUAZZO							ALFA ROMEO 1750 GT-Am HEC	ALFA ROMEO 1750 GT-Am HEC						
		1 1 3:24.312 1:01.879 1:30.270 52.163 112.3 3:24.312														
2 1 3:14.768 57.609 1:26.445 50.714 163.4 6:39.080																
3 1 3:12.185 57.173 1:24.191 50.821 169.0 9:51.265																
4 1 3:11.989 56.409 1:23.481 52.099 170.1 13:03.254																
5 1 3:10.578 56.813 1:23.343 50.422 166.7 16:13.832																
6 1 3:18.770 B 56.292 1:23.589 58.889 175.3 19:32.602																
7 1 5:03.385 2:49.922 1:23.035 50.428 163.9 24:35.987																
8 1 3:14.531 56.515 1:24.044 53.972 170.1 27:50.518																
9 1 3:19.584 57.231 1:27.458 54.895 146.9 31:10.102																
10 1 3:08.477 55.541 1:22.991 49.945 174.2 34:18.579																
11 1 3:49.861 B 1:03.185 1:31.427 1:15.249 147.9 38:08.440																
773		1.Mariusz KUBIS							ALFA ROMEO 1750 GT-Am HEC	ALFA ROMEO 1750 GT-Am HEC						
		1 1 4:59.361 2:29.359 1:34.449 55.553 150.6 4:59.361														
	2 1 3:20.540 58.974 1:29.096 52.470 161.2 8:19.901															
	3 1 3:16.491 56.843 1:27.655 51.993 169.3 11:36.392															
	4 1 3:18.544 57.385 1:27.314 53.845 171.7 14:54.936															
	5 1 3:24.369 59.471 1:31.362 53.536 165.6 18:19.305															
	6 1 3:19.067 57.727 1:29.018 52.322 172.0 21:38.372															
	7 1 3:17.705 57.958 1:27.790 51.957 165.4 24:56.077															
	8 1 3:34.210 B 57.687 1:28.517 1:08.006 169.5 28:30.287															
	9 1 4:31.477 2:10.755 1:28.515 52.207 163.6 33:01.764															
	10 1 3:31.073 B 56.289 1:28.224 1:06.560 171.2 36:32.837															
	790	1.Olaf TERGIETEN							FORD Capri MKI HEC	FORD Capri MKI HEC						
		1 1 10:27.598 8:06.629 1:30.204 50.765 124.9 10:27.598														
		2 1 3:03.974 51.642 1:22.269 50.063 183.7 13:31.572														
3 1 3:01.947 50.615 1:23.008 48.324 180.3 16:33.519																
4 1 3:02.380 52.501 1:22.300 47.579 179.7 19:35.899																
5 1 3:16.715 B 52.412 1:23.480 1:00.823 167.4 22:52.614																
6 1 9:36.909 7:20.564 1:26.181 50.164 138.3 32:29.523																
7 1 2:58.991 51.203 1:20.888 46.900 190.1 35:28.514																
8 1 3:15.374 B 51.421 1:22.376 1:01.577 173.4 38:43.888																
9 1 5:42.135 3:29.195 1:23.849 49.091 169.3 44:26.023																
10 1 2:58.765 51.127 1:21.092 46.546 184.9 47:24.788																
763		1.Stefan DERICHS							PORSCHE 911 RSR HTGT	Porsche 911 RSR HTGT						
		1 1 5:49.918 3:08.993 1:42.367 58.558 107.1 5:49.918														
		2 1 3:18.391 57.676 1:28.224 52.491 174.8 9:08.309														
	3 1 3:15.593 54.941 1:27.994 52.658 182.1 12:23.902															
	4 1 3:14.019 56.231 1:26.110 51.678 166.2 15:37.921															
	5 1 3:14.373 55.404 1:26.945 52.024 186.9 18:52.294															
	6 1 3:14.157 54.648 1:27.584 51.925 192.5 22:06.451															
	7 1 3:14.171 54.480 1:27.982 51.709 180.9 25:20.622															
	8 1 3:29.329 B 57.484 1:27.282 1:04.563 151.5 28:49.951															
	9 1 5:31.346 3:11.510 1:27.942 51.894 172.2 34:21.297															
	10 1 3:13.527 55.976 1:26.331 51.220 175.6 37:34.824															
	11 1 3:11.958 54.533 1:26.480 50.945 182.7 40:46.782															
	12 1 3:27.067 B 55.703 1:27.235 1:04.129 184.6 44:13.849															
	770	1.Markus NIESTRATH 2.Samuel NIESTRATH							ALFA ROMEO 1750 GT-Am HTGT/HEC	ALFA ROMEO 1750 GT-Am HTGT/HEC						
1 1 3:25.000 1:02.341 1:30.642 52.017 107.6 3:25.000																
2 1 3:15.045 57.136 1:27.397 50.512 158.6 6:40.045																



Dunlop Historic Endurance Cup/HTGT

SPA SUMMER CLASSIC

Qualifying 2

Sector Analysis

— Invalidated Lap ■ Personal Best ■ Session Best **B** Crossing the pit lane

Lap	D	Time	Sector 1	Sector 2	Sector 3	T.Sp	Elapsed	Lap	D	Time	Sector 1	Sector 2	Sector 3	T.Sp	Elapsed
ALFA ROMEO 1750 GT-Am															
HTGT/HEC															
796	1.Jochen WILMS														
1	1	5:57.510	3:18.571	1:35.786	1:03.153	139.4	5:57.510								
2	1	3:13.685	57.399	1:25.767	50.519	181.8	9:11.195								
3	1	3:12.018	56.587	1:24.651	50.780	186.5	12:23.213								
4	1	3:09.741	55.990	1:23.298	50.453	185.2	15:32.954								
5	1	3:08.735	55.703	1:23.441	49.591	183.7	18:41.689								
6	1	3:20.758 B	56.578	1:25.360	58.820	181.5	22:02.447								
7	1	4:33.775	2:18.040	1:25.517	50.218	172.2	26:36.222								
8	1	3:08.418	55.479	1:22.780	50.159	184.6	29:44.640								
9	1	3:16.244 B	55.059	1:23.561	57.624	173.6	33:00.884								