

Colmore - Youngtimer Touring Car Chall

SPA SUMMER CLASSIC

Race 1

Sector Analysis

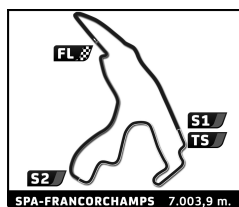
— Invalidated Lap

■ Personal Best

■ Session Best

■ Crossing the pit lane

Lap	Time	Sector 1	Sector 2	Sector 3	T.Sp	Elapsed	Lap	Time	Sector 1	Sector 2	Sector 3	T.Sp	Elapsed		
3	Anita RENES						NLD	8	Roger BOLLIGER						CHE
						LOTUS Sunbeam							PONTIAC Trans AM SCCA		
1	3:17.630	1:07.685	1:22.024	47.921		3:17.630	1	2:44.942	48.990	1:14.107	41.845		2:44.942		
2	3:02.668	51.895	1:22.394	48.379	173.9	6:20.298	2	2:41.899	44.677	1:14.327	42.895	208.1	5:26.841		
3	3:00.809	51.687	1:21.755	47.367	172.0	9:21.107	3	2:42.754	44.901	1:14.105	43.748	205.7	8:09.595		
4	3:02.281	51.966	1:21.660	48.655	184.9	12:23.388	4	2:42.092	44.888	1:14.403	42.801	218.6	10:51.687		
5	3:06.070	53.357	1:23.988	48.725	173.6	15:29.458	5	2:45.280	45.054	1:16.248	43.978	210.5	13:36.967		
6	3:02.789	52.279	1:22.470	48.040	179.1	18:32.247	6	3:53.370	49.104	2:01.250	1:03.016	113.6	17:30.337		
7	3:00.086	51.481	1:20.821	47.784	184.9	21:32.333	7	2:45.512	46.844	1:15.822	42.846	193.9	20:15.849		
8	3:01.007	51.728	1:20.958	48.321	182.4	24:33.340	8	2:43.419	45.084	1:15.542	42.793	204.9	22:59.268		
9	3:00.542	51.581	1:21.362	47.599	177.9	27:33.882	9	2:44.236	45.081	1:15.686	43.469	209.7	25:43.504		
10	2:59.721	52.481	1:20.289	46.951	180.6	30:33.603	10	2:45.000	45.415	1:16.445	43.140	180.0	28:28.504		
11	3:04.293	51.563	1:24.651	48.079	158.8	33:37.896	11	2:45.191	45.983	1:16.195	43.013	197.1	31:13.695		
4	Vienne RENES						NLD	10	Ties MEEUWISSEN						NLD
						LOTUS Sunbeam							FORD Mustang		
1	3:10.344	1:00.740	1:20.838	48.766		3:10.344	1	3:29.762	1:14.227	1:25.822	49.713		3:29.762		
2	3:01.046	50.445	1:22.946	47.655	179.7	6:11.390	2	3:03.652	51.433	1:24.215	48.004	191.8	6:33.414		
3	3:00.542	51.894	1:20.655	47.993	176.5	9:11.932	3	3:07.177	51.949	1:25.501	49.727	184.9	9:40.591		
4	2:59.697	50.499	1:21.182	48.016	181.5	12:11.629	4	3:02.515	51.138	1:23.147	48.230	210.5	12:43.106		
5	3:04.902	51.277	1:23.242	50.383	164.1	15:16.531	5	3:15.539	56.598	1:26.895	52.046	154.5	15:58.645		
6	3:10.272	52.664	1:29.965	47.643	165.1	18:26.803	6	3:11.577	57.210	1:26.154	48.213	170.3	19:10.222		
7	3:00.640	52.160	1:20.705	47.775	178.8	21:27.443	7	3:05.409	51.196	1:24.715	49.498	183.1	22:15.631		
8	2:57.213	50.142	1:20.195	46.876	169.3	24:24.656	8	3:03.710	51.869	1:23.703	48.138	192.5	25:19.341		
9	2:56.997	50.885	1:19.581	46.531	179.7	27:21.653	9	3:06.941	54.822	1:24.299	47.820	172.8	28:26.282		
10	2:58.648	50.752	1:21.453	46.443	180.6	30:20.301	10	3:05.632	52.841	1:24.037	48.754	186.2	31:31.914		
11	2:56.815	50.502	1:19.991	46.322	174.2	33:17.116									
5	Ron REYES						NLD	11	Francisco FREITAS						PRT
						MERCEDES BENZ 190							BMW M3 E30		
1	3:53.757	1:29.361	1:30.998	53.398		3:53.757	1	2:58.936	55.382	1:17.219	46.335		2:58.936		
2	3:17.501	55.384	1:30.452	51.665	149.2	7:11.258	2	2:53.935	49.489	1:18.742	45.704	206.5	5:52.871		
3	3:13.358	54.436	1:27.343	51.579	163.1	10:24.616	3	2:52.005	49.159	1:17.107	45.739	211.4	8:44.876		
4	3:26.183	54.292	1:31.789	1:00.102	153.6	13:50.799	4	2:51.951	48.801	1:17.043	46.107	214.3	11:36.827		
5	3:45.586	59.627	1:38.893	1:07.066	153.8	17:36.385	5	3:07.053	49.930	1:19.736	57.387	212.6	14:43.880		
6	3:11.190	54.484	1:26.309	50.397	180.6	20:47.575	6	3:34.390	1:08.836	1:38.077	47.477	168.0	18:18.270		
7	3:08.257	52.951	1:25.270	50.036	172.8	23:55.832	7	2:53.351	48.864	1:18.307	46.180	206.5	21:11.621		
8	3:15.856	59.135	1:26.668	50.053	178.2	27:11.688	8	2:52.816	50.070	1:17.644	45.102	177.3	24:04.437		
9	3:08.136	53.373	1:25.795	48.968	171.2	30:19.824	9	2:59.631	52.354	1:21.429	45.848	185.6	27:04.068		
10	3:09.800	55.297	1:25.103	49.400	143.6	33:29.624	10	2:55.874	50.414	1:19.011	46.449	208.5	29:59.942		
							11	2:53.379	49.399	1:19.046	44.934	198.5	32:53.321		
7	Adrian GRENZ						DEU	12	Kenneth GREGERS						DNK
						PORSCHE 911 RSR Jagermeister							DATSUN 240Z		
1	3:10.844	1:01.672	1:20.937	48.235		3:10.844	1	3:17.156	1:06.021	1:22.621	48.514		3:17.156		
2	3:00.476	50.605	1:22.599	47.272	185.6	6:11.320	2	3:02.804	51.246	1:23.044	48.514	177.0	6:19.960		
3	3:00.435	52.547	1:20.407	47.481	177.3	9:11.755	3	2:59.721	51.081	1:21.767	46.873	166.9	9:19.681		
4	2:58.861	49.583	1:22.047	47.231	192.2	12:10.616	4	2:59.350	52.057	1:20.133	47.160	191.8	12:19.031		
5	3:05.597	50.904	1:24.377	50.316	184.6	15:16.213	5	3:07.001	50.981	1:26.544	49.476	166.7	15:26.032		
6	3:09.335	51.398	1:31.199	46.738	172.5	18:25.548	6	3:04.790	51.932	1:25.455	47.403	181.8	18:30.822		
7	2:55.539	49.072	1:19.699	46.768	203.0	21:21.087	7	2:57.359	50.110	1:20.430	46.819	190.1	21:28.181		
8	2:58.181	50.857	1:20.473	46.851	195.7	24:19.268	8	3:00.018	50.988	1:21.764	47.266	180.0	24:28.199		
9	2:58.704	49.873	1:21.221	47.610	203.8	27:17.972	9	3:01.408	52.204	1:20.869	48.335	181.2	27:29.607		
10	2:56.546	50.007	1:20.485	46.054	184.9	30:14.518	10	3:01.596	51.427	1:21.799	48.370	192.2	30:31.203		
11	2:55.931	49.648	1:19.659	46.624	190.1	33:10.449	11	3:08.992	53.144	1:26.290	49.558	158.1	33:40.195		



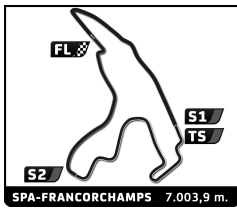
Colmore - Youngtimer Touring Car Chall

SPA SUMMER CLASSIC

Race 1

Sector Analysis

_ Invalidated Lap							■ Personal Best							■ Session Best							■ Crossing the pit lane																																																														
Lap	Time	Sector 1	Sector 2	Sector 3	T.Spd	Elapsed	Lap	Time	Sector 1	Sector 2	Sector 3	T.Spd	Elapsed	Lap	Time	Sector 1	Sector 2	Sector 3	T.Spd	Elapsed	Lap	Time	Sector 1	Sector 2	Sector 3	T.Spd	Elapsed																																																								
15 Markus KEY DEU Oldsmobile																																																																																			
1	2:49.295	51.684	1:14.908	42.703		2:49.295	4	3:06.167	53.623	1:22.441	50.103	190.1	12:48.567	5	3:31.434	1:01.918	1:32.971	56.545	122.6	16:20.001	6	3:07.712	56.755	1:22.039	48.918	163.9	19:27.713	7	3:02.665	53.781	1:20.530	48.354	185.9	22:30.378	8	3:03.446	53.132	1:20.559	49.755	186.9	25:33.824	9	3:01.378	53.789	1:19.574	48.015	177.0	28:35.202	10	3:00.673	52.955	1:19.570	48.148	185.6	31:35.875																												
16 Rodney FROST GBR JAGUAR XJS HE																																																																																			
1	3:26.125	1:13.464	1:22.684	49.977		3:26.125	1	3:01.233	56.398	1:19.279	45.556		3:01.233	2	2:50.950	47.903	1:17.564	45.483	201.1	5:52.183	3	2:51.853	48.042	1:18.429	45.382	197.1	8:44.036	4	2:52.076	48.115	1:18.017	45.944	203.0	11:36.112	5	3:06.183	47.935	1:20.858	57.390	202.2	14:42.295	6	3:34.326	1:07.428	1:39.832	47.066	133.7	18:16.621	7	2:54.017	48.706	1:19.697	45.614	192.5	21:10.638	8	2:51.306	48.439	1:17.732	45.135	201.5	24:01.944	9	2:55.867	51.062	1:18.548	46.257	197.4	26:57.811	10	2:53.370	48.344	1:19.068	45.958	188.8	29:51.181	11	2:52.816	48.182	1:19.022	45.612	207.7	32:43.997
17 Tjarco JILESEN NLD PORSCHE 964 RS																																																																																			
1	3:11.507	1:01.089	1:21.162	49.256		3:11.507	1	2:56.518	53.298	1:17.941	45.279		2:56.518	2	2:48.402	47.411	1:17.044	43.947	205.3	5:44.920	3	4:02.037 B	1:19.485	1:32.093	1:10.459	130.9	9:46.957																																																								
18 Tijn JILESEN NLD PORSCHE 964 RS																																																																																			
1	2:47.447	49.696	1:14.712	43.039		2:47.447	1	3:05.404	58.818	1:20.675	45.911		3:05.404	2	2:55.558	49.312	1:19.425	46.821	187.2	6:00.962	3	2:57.870	50.112	1:20.681	47.077	178.5	8:58.832	4	2:57.858	49.982	1:20.779	47.097	174.2	11:56.690	5	3:00.456	50.227	1:21.939	48.290	167.7	14:57.146	6	3:24.484	1:04.103	1:33.361	47.020	125.3	18:21.630	7	2:59.524	50.560	1:21.145	47.819	182.4	21:21.154	8	2:57.240	50.341	1:20.225	46.674	186.2	24:18.394	9	2:58.037	49.388	1:21.461	47.188	182.4	27:16.431	10	2:58.305	49.912	1:22.225	46.168	169.5	30:14.736	11	2:56.354	50.028	1:20.359	45.967	180.9	33:11.090
19 Leo VAN DER BEEK NLD PORSCHE 911 Carrera																																																																																			
1	3:41.066	1:23.863	1:25.467	51.736		3:41.066	1	3:29.406	1:08.205	1:26.799	54.402		3:29.406	2	3:16.283	59.015	1:25.507	51.761	168.5	6:45.689	3	3:12.054	56.849	1:24.144	51.061	172.5	9:57.743	4	3:09.144	54.932	1:23.868	50.344	181.5	13:06.887	5	4:17.949	1:12.793	2:03.934	1:01.222	81.4	17:24.836	6	3:17.760	56.528	1:28.930	52.302	173.1	20:42.596	7	3:13.058	56.308	1:25.745	51.005	180.6	23:55.654	8	3:21.398	1:00.300	1:28.262	52.836	153.6	27:17.052	9	3:16.463	59.333	1:24.521	52.609	167.4	30:33.515	10	3:10.585	55.484	1:23.911	51.190	172.8	33:44.100							
20 Harrie WILLEMS NLD PORSCHE 944																																																																																			
1	3:29.159	1:14.546	1:23.302	51.311		3:29.159	1	3:09.144	54.932	1:23.868	50.344		3:09.144	2	3:07.134	53.826	1:23.525	49.783	187.2	6:36.293	3	3:06.107	53.718	1:21.339	51.050	182.7	9:42.400																																																								
22 Martin GLENNIE GBR TVR Tuscan Challenge																																																																																			
1	3:01.233	56.398	1:19.279	45.556		3:01.233	1	3:29.406	1:08.205	1:26.799	54.402		3:29.406	2	3:16.283	59.015	1:25.507	51.761	168.5	6:45.689	3	3:12.054	56.849	1:24.144	51.061	172.5	9:57.743	4	3:09.144	54.932	1:23.868	50.344	181.5	13:06.887	5	4:17.949	1:12.793	2:03.934	1:01.222	81.4	17:24.836	6	3:17.760	56.528	1:28.930	52.302	173.1	20:42.596	7	3:13.058	56.308	1:25.745	51.005	180.6	23:55.654	8	3:21.398	1:00.300	1:28.262	52.836	153.6	27:17.052	9	3:16.463	59.333	1:24.521	52.609	167.4	30:33.515	10	3:10.585	55.484	1:23.911	51.190	172.8	33:44.100							
24 Kenneth SUNDFORS SWE PORSCHE 944																																																																																			
1	2:56.518	53.298	1:17.941	45.279		2:56.518	1	3:29.406	1:08.205	1:26.799	54.402		3:29.406	2	3:16.283	59.015	1:25.507	51.761	168.5	6:45.689	3	3:12.054	56.849	1:24.144	51.061	172.5	9:57.743	4	3:09.144	54.932	1:23.868	50.344	181.5	13:06.887	5	4:17.949	1:12.793	2:03.934	1:01.222	81.4	17:24.836	6	3:17.760	56.528	1:28.930	52.302	173.1	20:42.596	7	3:13.058	56.308	1:25.745	51.005	180.6	23:55.654	8	3:21.398	1:00.300	1:28.262	52.836	153.6	27:17.052	9	3:16.463	59.333	1:24.521	52.609	167.4	30:33.515	10	3:10.585	55.484	1:23.911	51.190	172.8	33:44.100							
27 Martin REYNOLDS GBR FORD Anglia BDA																																																																																			
1	3:05.404	58.818	1:20.675	45.911		3:05.404	1	3:29.406	1:08.205	1:26.799	54.402		3:29.406	2	3:16.283	59.015	1:25.507	51.761	168.5	6:45.689	3	3:12.054	56.849	1:24.144	51.061	172.5	9:57.743	4	3:09.144	54.932	1:23.868	50.344	181.5	13:06.887	5	4:17.949	1:12.793	2:03.934	1:01.222	81.4	17:24.836	6	3:17.760	56.528	1:28.930	52.302	173.1	20:42.596	7	3:13.058	56.308	1:25.745	51.005	180.6	23:55.654	8	3:21.398	1:00.300	1:28.262	52.836	153.6	27:17.052	9	3:16.463	59.333	1:24.521	52.609	167.4	30:33.515	10	3:10.585	55.484	1:23.911	51.190	172.8	33:44.100							
30 Geert CROONENBROEK NLD BMW E30																																																																																			
1	3:29.406	1:08.205	1:26.799	54.402		3:29.406	1	3:29.406	1:08.205	1:26.799	54.402		3:29.406	2	3:16.283	59.015	1:25.507	51.761	168.5	6:45.689	3	3:12.054	56.849	1:24.144	51.061	172.5	9:57.743	4	3:09.144	54.932	1:23.868	50.344	181.5	13:06.887	5	4:17.949	1:12.793	2:03.934	1:01.222	81.4	17:24.836	6	3:17.760	56.528	1:28.930	52.302	173.1	20:42.596	7	3:13.058	56.308	1:25.745	51.005	180.6	23:55.654	8	3:21.398	1:00.300	1:28.262	52.836	153.6	27:17.052	9	3:16.463	59.333	1:24.521	52.609	167.4	30:33.515	10	3:10.585	55.484	1:23.911	51.190	172.8	33:44.100							
31 Jan DE HEK NLD ALFA ROMEO Giulia GT																																																																																			
1	3:29.159	1:14.546	1:23.302	51.311		3:29.159	1	3:29.406	1:08.205	1:26.799	54.402		3:29.406	2	3:16.283	59.015	1:25.507	51.761	168.5	6:45.689	3	3:12.054	56.849	1:24.144	51.061	172.5	9:57.743	4	3:09.144	54.932	1:23.868	50.344	181.5	13:06.887	5	4:17.949	1:12.793	2:03.934	1:01.222	81.4	17:24.836	6	3:17.760	56.528	1:28.930	52.302	173.1	20:42.596	7	3:13.058	56.308	1:25.745	51.005	180.6	23:55.654	8	3:21.398	1:00.300	1:28.262	52.836	153.6	27:17.052	9	3:16.463	59.333	1:24.521	52.609	167.4	30:33.515	10	3:10.585	55.484	1:23.911	51.190	172.8	33:44.100							



Colmore - Youngtimer Touring Car Chall

SPA SUMMER CLASSIC

Race 1

Sector Analysis

— Invalidated Lap ■ Personal Best ■ Session Best B Crossing the pit lane

Lap	Time	Sector 1	Sector 2	Sector 3	T.Spd	Elapsed
1	3:27.960	1:14.052	1:23.481	50.427		3:27.960
2	3:06.470	53.626	1:24.060	48.784	191.2	6:34.430
3	3:07.283	53.320	1:22.599	51.364	190.5	9:41.713
4	3:02.334	53.321	1:21.025	47.988	191.8	12:44.047
5	3:15.499	57.138	1:26.675	51.686	144.8	15:59.546
6	3:12.934	57.140	1:25.596	50.198	155.6	19:12.480
7	3:15.239	1:05.278	1:21.128	48.833	170.6	22:27.719
8	3:05.438	53.905	1:22.263	49.270	185.6	25:33.157
9	3:04.505	53.910	1:21.995	48.600	184.3	28:37.662

34 **Gerd TEKAAT** DEU
CHEVROLET Camaro

1	3:11.848	59.395	1:21.878	50.575		3:11.848
2	2:59.630	48.939	1:22.639	48.052	200.0	6:11.478
3	2:59.042	49.144	1:22.571	47.327	187.8	9:10.520
4	3:00.543	49.045	1:23.063	48.435	184.9	12:11.063
5	3:04.028	49.812	1:24.470	49.746	170.6	15:15.091
6	3:11.345	51.190	1:32.134	48.021	151.7	18:26.436
7	2:57.581	48.927	1:22.100	46.554	204.2	21:24.017
8	2:58.092	48.151	1:22.616	47.325	205.3	24:22.109
9	2:59.073	49.917	1:21.735	47.421	185.2	27:21.182
10	3:04.251	49.917	1:24.700	49.634	180.3	30:25.433
11	3:10.992	50.301	1:27.945	52.746	178.5	33:36.425

35 **Mike MANNING** GBR
FORD Sierra RS500

1	2:53.062	50.801	1:17.736	44.525		2:53.062
2	2:48.174	46.518	1:17.196	44.460	203.8	5:41.236
3	2:52.314	46.722	1:17.297	48.295	198.9	8:33.550
4	2:51.666	48.130	1:18.595	44.941	193.5	11:25.216
5	3:12.065	47.459	1:23.075	1:01.531	201.1	14:37.281
6	3:37.836	1:06.688	1:43.226	47.922	135.5	18:15.117
7	2:49.954	46.392	1:17.786	45.776	200.4	21:05.071
8	2:52.182	47.599	1:18.516	46.067	205.7	23:57.253
9	2:56.081	50.629	1:19.337	46.115	197.8	26:53.334
10	2:52.444	47.630	1:18.986	45.828	208.9	29:45.778
11	2:53.425	47.766	1:19.915	45.744	189.8	32:39.203

38 **Philipp ZUMSTEIN** CHE
TVR Griffith 200

1	3:32.356	1:16.181	1:26.144	50.031		3:32.356
2	3:08.670	54.834	1:24.836	49.000	166.9	6:41.026
3	3:04.869	50.657	1:24.816	49.396	177.6	9:45.895
4	3:05.294	52.082	1:24.729	48.483	166.9	12:51.189
5	3:30.323	1:00.210	1:33.865	56.248	123.9	16:21.512
6	3:12.245	56.138	1:26.599	49.508	147.9	19:33.757
7	3:03.895	49.752	1:25.130	49.013	173.4	22:37.652
8	3:06.607	51.064	1:26.391	49.152	166.7	25:44.259
9	3:05.606	50.309	1:24.602	50.695	174.8	28:49.865
10	3:04.970	50.052	1:25.224	49.694	181.2	31:54.835

42 **Christian MARX** DEU
Triumph TR8 IMSA

1	3:00.946	53.938	1:21.323	45.685		3:00.946
2	2:53.615	48.498	1:19.805	45.312	194.2	5:54.561
3	2:52.181	48.307	1:18.766	45.108	197.4	8:46.742
4	2:50.438	47.757	1:18.090	44.591	205.7	11:37.180

5	3:05.792	47.506	1:21.268	57.018	208.5	14:42.972
6	3:34.456	1:07.962	1:39.253	47.241	131.7	18:17.428
7	2:52.950	47.808	1:19.371	45.771	203.0	21:10.378
8	2:52.361	48.631	1:18.741	44.989	192.9	24:02.739
9	2:58.670	53.294	1:20.624	44.752	176.8	27:01.409
10	2:50.881	48.192	1:17.845	44.844	202.6	29:52.290
11	2:53.934	48.841	1:19.559	45.534	195.7	32:46.224

44 **Michael WATSON** GBR
FORD RS Cosworth

1	3:22.926	1:10.446				3:22.926
2	3:02.836	51.025			193.5	6:25.762
3	3:06.436	54.289			182.1	9:32.198
4	3:04.784	52.799	1:22.534	49.451	206.1	12:36.982
5	3:18.818	54.465			177.6	15:55.800
6	3:06.418	52.763			190.1	19:02.218
7	3:05.698	52.108			199.6	22:07.916
8	3:01.250	51.198			199.6	25:09.166
9	3:05.075	51.757			193.9	28:14.241
10	3:01.797	51.569			209.7	31:16.038

45 **Bruno KNÜSLI** CHE
SUNBEAM Tiger

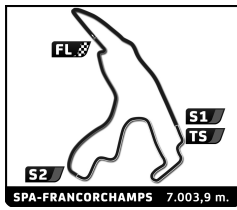
1	3:37.314	1:18.340	1:28.262	50.712		3:37.314
2	3:08.277	52.313	1:26.791	49.173	173.4	6:45.591
3	3:09.941	52.250	1:26.823	50.868	156.3	9:55.532
4	3:07.909	51.950	1:26.398	49.561	170.3	13:03.441
5	4:18.730	1:13.803	2:04.810	1:00.117	82.4	17:22.171
6	3:06.737	51.110	1:25.828	49.799	172.2	20:28.908
7	3:07.038	51.542	1:25.136	50.360	173.1	23:35.946
8	3:07.505	52.239	1:25.455	49.811	176.5	26:43.451
9	3:07.573	51.585	1:25.476	50.512	172.2	29:51.024
10	3:07.849	51.385	1:26.539	49.925	175.9	32:58.873

46 **Robert DUBLER** CHE
CHEVROLET Corvette C1

1	3:25.546	1:11.118	1:24.668	49.760		3:25.546
2	3:06.298	51.490	1:25.789	49.019	172.2	6:31.844
3	3:07.875	51.630	1:26.440	49.805	173.1	9:39.719
4	3:09.059	52.044	1:25.899	51.116	173.4	12:48.778
5	3:24.507	58.349	1:33.257	52.901	144.8	16:13.285
6	3:11.581	54.362	1:26.881	50.338	170.9	19:24.866
7	3:09.328	53.682	1:25.840	49.806	165.1	22:34.194
8	3:11.447	53.459	1:26.981	51.007	172.2	25:45.641
9	3:22.798	54.505	1:34.616	53.677	164.6	29:08.439
10	3:30.750	56.888	1:38.826	55.036	161.2	32:39.189

48 **Amanda HENNESSY** CHE
CHEVROLET Corvette C3

1	3:16.376	1:05.804	1:21.993	48.579		3:16.376
2	3:00.884	49.468	1:23.149	48.267	166.9	6:17.260
3	2:56.698	48.903	1:21.354	46.441	188.2	9:13.958
4	2:59.565	49.459	1:23.202	46.904	174.8	12:13.523
5	3:07.012	49.894	1:26.980	50.138	167.4	15:20.535
6	3:07.243	49.963	1:30.521	46.759	166.7	18:27.778
7	2:58.992	50.503	1:21.176	47.313	181.8	21:26.770
8	2:57.815	49.117	1:21.606	47.092	174.5	24:24.585



Colmore - Youngtimer Touring Car Chall

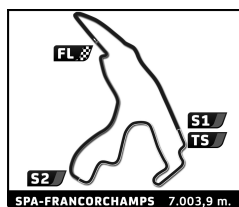
SPA SUMMER CLASSIC

Race 1

Sector Analysis

— Invalidated Lap ■ Personal Best ■ Session Best B Crossing the pit lane

Lap	Time	Sector 1	Sector 2	Sector 3	T.Spd	Elapsed	Lap	Time	Sector 1	Sector 2	Sector 3	T.Spd	Elapsed
9	3:03.094	52.651	1:21.935	48.508	181.2	27:27.679	3	3:05.528	53.818	1:22.224	49.486	174.8	9:33.149
10	3:03.668	51.347	1:23.360	48.961	168.5	30:31.347	4	3:05.226	54.138	1:21.714	49.374	189.5	12:38.375
11	3:27.668 B	50.489	1:25.419	1:11.760	170.6	33:59.015	5	3:18.525	57.529	1:27.500	53.496	163.4	15:56.900
49 Thomas DÄTWYLER	CHE						6	3:06.598	55.174	1:22.760	48.664	184.0	19:03.498
	OPEL Kadett C						7	3:05.939	54.368	1:22.699	48.872	186.9	22:09.437
1	3:29.852	1:13.579	1:23.409	52.864		3:29.852	8	3:03.298	53.527	1:21.230	48.541	188.5	25:12.735
2	3:08.078	54.271	1:22.656	51.151	184.0	6:37.930	9	3:05.690	54.089	1:22.722	48.879	171.2	28:18.425
3	3:04.762	52.969	1:20.918	50.875	185.6	9:42.692	10	3:04.141	53.901	1:21.222	49.018	187.2	31:22.566
4	3:04.037	53.313	1:22.279	48.445	192.5	12:46.729	68 Lars ROSENFELDT	DNK					
5	3:15.910	56.431	1:26.643	52.836	138.3	16:02.639		RENAULT Alpine A310					
6	3:10.635	55.452	1:24.734	50.449	168.5	19:13.274	1	3:39.367	1:18.655	1:29.653	51.059		3:39.367
7	3:07.015	57.295	1:20.700	49.020	177.0	22:20.289	2	3:11.549	55.107	1:26.013	50.429	190.1	6:50.916
8	3:06.551	54.750	1:22.466	49.335	165.4	25:26.840	3	3:12.464	54.347	1:26.832	51.285	187.2	10:03.380
9	3:05.006	53.956	1:21.298	49.752	174.2	28:31.846	4	3:16.414	55.515	1:28.804	52.095	179.1	13:19.794
10	3:05.014	53.475	1:21.424	50.115	180.3	31:36.860	5	4:07.576	1:02.990	2:02.551	1:02.035	87.1	17:27.370
54 David BENGTTSSON	SWE						6	3:15.662	54.837	1:29.201	51.624	184.3	20:43.032
	PORSCHE 944 Turbo						7	3:10.251	53.795	1:26.155	50.301	185.6	23:53.283
1	3:19.391	1:07.170	1:23.164	49.057		3:19.391	8	3:36.599	1:13.701	1:28.877	54.021	175.0	27:29.882
2	3:07.061	54.475	1:23.612	48.974	183.7	6:26.452	9	3:17.082	56.739	1:27.549	52.794	176.8	30:46.964
3	3:06.203	54.180	1:22.587	49.436	176.2	9:32.655	73 Kim CHRISTENSEN	DNK					
4	3:06.950	54.613	1:22.091	50.246	183.4	12:39.605		JENSEN Healey					
5	3:18.105	58.814	1:25.584	53.707	157.4	15:57.710	1	3:38.315	1:18.912	1:28.189	51.214		3:38.315
6	3:06.532	57.427	1:20.534	48.571	179.7	19:04.242	2	3:09.164	52.903	1:25.620	50.641	184.9	6:47.479
7	3:04.383	53.152	1:22.656	48.575	192.5	22:08.625	3	3:09.517	53.234	1:24.377	51.906	181.5	9:56.996
8	3:01.393	52.923	1:20.034	48.436	187.5	25:10.018	4	3:07.930	52.710	1:24.452	50.768	189.8	13:04.926
9	3:05.523	53.992	1:22.636	48.895	162.4	28:15.541	5	4:19.168	1:13.912	2:04.278	1:00.978	79.9	17:24.094
10	3:03.673	53.688	1:20.624	49.361	184.6	31:19.214	6	3:09.928	52.946	1:24.877	52.105	173.4	20:34.022
55 Armand ADRIAANS	NLD						7	3:09.417	52.787	1:25.404	51.226	188.2	23:43.439
	PORSCHE 964RSR						8	3:09.147	52.949	1:25.319	50.879	185.9	26:52.586
1	3:12.045	1:01.687	1:21.774	48.584		3:12.045	9	3:11.925	53.316	1:25.653	52.956	184.6	30:04.511
2	3:00.696	52.036	1:21.785	46.875	196.0	6:12.741	10	3:09.921	52.885	1:25.494	51.542	186.9	33:14.432
3	2:59.676	51.885	1:19.966	47.825	181.5	9:12.417	77 Walter HOFFMAN	DEU					
4	3:02.300	51.511	1:23.086	47.703	179.1	12:14.717		MCLAREN MC1					
5	3:07.813	51.147	1:26.499	50.167	191.8	15:22.530	1	2:35.949	43.964	1:11.524	40.461		2:35.949
6	3:08.866	52.137	1:27.745	48.984	187.2	18:31.396	2	2:34.385	41.588	1:11.982	40.815	215.6	5:10.334
7	3:21.021 B	51.882	1:23.156	1:05.983	178.5	21:52.417	3	2:34.350	41.325	1:11.767	41.258	221.8	7:44.684
57 Tony PAXMAN	GBR						4	2:34.005	41.178	1:11.824	41.003	225.5	10:18.689
	FORD Escort MK1						5	2:38.988	42.016	1:14.434	42.538	205.7	12:57.677
1	3:46.360	1:36.163	1:22.074	48.123		3:46.360	6	4:22.718	1:17.422	2:04.967	1:00.329	80.4	17:20.395
2	3:01.561	51.827	1:20.509	49.225	192.5	6:47.921	7	2:37.615	42.828	1:12.766	42.021	213.9	19:58.010
3	2:58.550	50.587	1:20.473	47.490	188.5	9:46.471	8	2:40.221	42.478	1:15.132	42.611	210.1	22:38.231
4	3:01.449	50.709	1:21.723	49.017	187.2	12:47.920	9	2:40.628	42.600	1:14.612	43.416	187.5	25:18.859
5	3:12.285	54.013	1:27.337	50.935	148.1	16:00.205	10	2:43.962	44.875	1:16.177	42.910	160.5	28:02.821
6	3:08.081	57.050	1:23.911	47.120	161.2	19:08.286	11	2:41.616	42.749	1:15.139	43.728	188.5	30:44.437
7	2:58.079	50.492	1:20.779	46.808	199.3	22:06.365	86 Sean BROWN	GBR					
8	2:58.244	50.148	1:20.391	47.705	186.9	25:04.609		FORD Escort MK1 BDG					
9	3:00.278	51.401	1:20.712	48.165	191.5	28:04.887	1	3:12.750	1:01.853	1:22.385	48.512		3:12.750
10	2:59.489	51.325	1:20.965	47.199	189.8	31:04.376	2	3:07.386	53.185	1:23.710	50.491	160.5	6:20.136
64 Frank DE HEK	NLD						91 Rikard HASSELBLAD	SWE					
	ALFA ROMEO Giulia							CHEVRON B8					
1	3:20.748	1:09.639	1:21.699	49.410		3:20.748	1	3:02.608	57.322	1:19.493	45.793		3:02.608
2	3:06.873	53.767	1:23.819	49.287	177.6	6:27.621	2	2:53.804	49.199	1:18.196	46.409	185.2	5:56.412



Colmore - Youngtimer Touring Car Chall

SPA SUMMER CLASSIC

Race 1

Sector Analysis

— Invalidated Lap ■ Personal Best ■ Session Best B Crossing the pit lane

Lap	Time	Sector 1	Sector 2	Sector 3	T.Spd	Elapsed	Lap	Time	Sector 1	Sector 2	Sector 3	T.Spd	Elapsed
3	2:55.794	51.449	1:17.640	46.705	190.5	8:52.206							
4	2:53.621	49.695	1:17.152	46.774	199.3	11:45.827							
5	3:01.913	49.574	1:21.042	51.297	192.2	14:47.740							
6	3:35.243	1:08.572	1:35.171	51.500	148.6	18:22.983							
7	2:53.816	49.423	1:18.360	46.033	194.6	21:16.799							
8	2:53.743	49.638	1:18.767	45.338	179.1	24:10.542							
9	2:58.404	52.754	1:19.435	46.215	187.2	27:08.946							
10	2:53.500	49.099	1:18.071	46.330	189.8	30:02.446							
11	2:55.860	49.753	1:19.080	47.027	213.4	32:58.306							

93 **Robbert-Jan VAN DE LEUR** NLD
RENAULT Alpine A310 V6

1	3:35.696	1:17.748	1:27.362	50.586		3:35.696
2	3:14.563	54.974	1:26.945	52.644	171.7	6:50.259
3	3:11.378	54.465	1:26.819	50.094	181.5	10:01.637
4	3:16.502	54.607	1:30.461	51.434	186.2	13:18.139
5	4:08.000	1:03.428	2:03.183	1:01.389	86.7	17:26.139
6	3:12.706	54.557	1:28.314	49.835	191.8	20:38.845
7	3:08.418	54.125	1:24.869	49.424	184.3	23:47.263
8	3:10.214	54.829	1:24.916	50.469	192.5	26:57.477
9	3:09.598	54.110	1:26.352	49.136	180.3	30:07.075
10	3:10.038	53.266	1:25.894	50.878	180.9	33:17.113

99 **Roel SCHMITZ** NLD
PORSCHE 964 RS

1	3:08.071	57.657	1:22.721	47.693		3:08.071
2	2:57.387	50.473			211.4	6:05.458
3	2:55.751	50.088			211.8	9:01.209
4	2:56.557	50.072			203.4	11:57.766
5	3:00.811	50.001			191.8	14:58.577
6	3:23.792	1:03.718			124.4	18:22.369
7	2:58.558	50.319	1:21.560	46.679	187.5	21:20.927
8	3:00.135	51.342			198.9	24:21.062
9	2:57.400	49.953			214.3	27:18.462
10	2:57.817	49.619			175.6	30:16.279
11	2:59.750	49.661			201.9	33:16.029

103 **Urs STEFFEN** CHE
TRIUMPH Spitfire GT8

1	3:13.199	1:04.784	1:21.032	47.383		3:13.199
2	2:59.167	49.971	1:21.497	47.699	198.9	6:12.366
3	2:58.986	51.113	1:20.241	47.632	175.9	9:11.352
4	2:57.761	49.278	1:22.382	46.101	181.8	12:09.113
5	3:00.937	48.663	1:23.755	48.519	182.4	15:10.050
6	3:12.680	54.500	1:31.745	46.435	125.0	18:22.730
7	2:53.155	48.999	1:18.643	45.513	189.8	21:15.885
8	2:54.301	48.493	1:19.551	46.257	175.9	24:10.186
9	2:56.806	49.973	1:20.436	46.397	180.6	27:06.992
10	2:54.971	48.492	1:20.032	46.447	204.2	30:01.963
11	2:55.755	49.556	1:19.442	46.757	182.1	32:57.718

104 **Christophe KLEINER** CHE
MG B V8

1	3:49.929	1:24.263	1:28.543	57.123		3:49.929
2	3:44.983 B	1:03.402	1:31.569	1:10.012	130.4	7:34.912

114 **Ruben DE BRUIN** NLD
OPEL Kadett B

1	3:30.944	1:16.411	1:23.789	50.744		3:30.944
2	3:07.574	55.806	1:22.167	49.601	177.9	6:38.518
3	3:05.474	54.122	1:22.160	49.192	179.7	9:43.992
4	3:08.818	54.072	1:25.033	49.713	176.8	12:52.810
5	4:27.959	1:21.618	2:04.868	1:01.473	85.6	17:20.769
6	3:09.188	55.254	1:23.357	50.577	181.5	20:29.957
7	3:06.816	54.611	1:21.514	50.691	183.1	23:36.773
8	3:07.646	54.771	1:22.852	50.023	177.3	26:44.419
9	3:08.050	54.916	1:22.978	50.156	179.7	29:52.469
10	3:08.248	54.689	1:23.571	49.988	174.8	33:00.717

118 **Lars BOJVAD** DNK
FORD Escort 1600

1	3:32.654	1:20.921	1:21.905	49.828		3:32.654
2	3:01.947	52.746	1:21.367	47.834	198.5	6:34.601
3	2:59.574	51.558	1:21.251	46.765	204.5	9:34.175
4	3:00.839	51.894	1:22.232	46.713	205.3	12:35.014
5	2:58.193	51.359	1:19.796	47.038	199.6	15:33.207
6	2:58.725	51.601	1:19.739	47.385	179.4	18:31.932
7	2:57.355	51.449	1:19.306	46.600	205.3	21:29.287
8	2:56.020	50.245	1:18.957	46.818	187.8	24:25.307
9	2:57.491	50.851	1:19.750	46.890	184.0	27:22.798
10	3:00.775	51.153	1:21.474	48.148	192.2	30:23.573
11	2:57.610	50.683	1:19.873	47.054	180.9	33:21.183

122 **Ed VAN HEUSDEN** NLD
PORSCHE 944

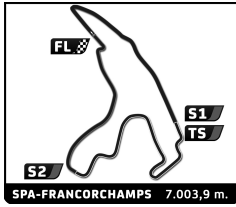
1	2:55.301	51.906	1:18.441	44.954		2:55.301
2	2:50.916	47.628	1:17.733	45.555	199.6	5:46.217
3	2:53.135	47.847	1:20.239	45.049	206.5	8:39.352
4	2:51.850	47.844	1:19.192	44.814	203.4	11:31.202
5	3:08.068	48.235	1:19.934	59.899	202.2	14:39.270
6	3:36.481	1:06.758	1:42.357	47.366	134.0	18:15.751
7	2:54.892	47.825	1:18.410	48.657	211.4	21:10.643
8	2:58.818	50.673	1:21.264	46.881	180.0	24:09.461

124 **Marcel VAN RIJSWICK** NLD
PORSCHE 964

1	2:57.422	54.579	1:17.541	45.302		2:57.422
2	2:49.364	47.948	1:17.066	44.350	222.7	5:46.786
3	2:50.558	48.154	1:17.710	44.694	225.0	8:37.344
4	2:50.986	48.305	1:17.737	44.944	225.0	11:28.330
5	3:10.407	48.330	1:20.958	1:01.119	224.5	14:38.737
6	3:36.170	1:06.809	1:42.440	46.921	134.8	18:14.907
7	2:50.533	48.209	1:17.527	44.797	227.8	21:05.440
8	2:52.988	48.540	1:17.517	46.931	222.2	23:58.428
9	2:55.359	52.712	1:17.536	45.111	215.1	26:53.787
10	2:52.344	48.620	1:18.066	45.658	225.0	29:46.131
11	2:53.455	48.800	1:19.366	45.289	217.7	32:39.586

126 **Pierre IVERSEN** DNK
FORD Escort RS2000

1	3:38.967	1:22.733	1:24.742	51.492		3:38.967
2	3:09.848	54.025	1:24.931	50.892	185.9	6:48.815



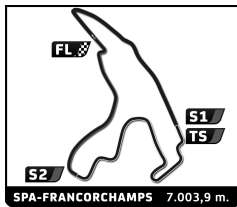
Colmore - Youngtimer Touring Car Chall

SPA SUMMER CLASSIC

Race 1

Sector Analysis

_ Invalidated Lap							■ Personal Best ■ Session Best ■ Crossing the pit lane						
Lap	Time	Sector 1	Sector 2	Sector 3	T.Spd	Elapsed	Lap	Time	Sector 1	Sector 2	Sector 3	T.Spd	Elapsed
139 Christian NOWAK DEU CN-Cobra													
3	3:08.173	53.553	1:23.229	51.391	180.6	9:56.988							
1	2:37.062	44.163	1:12.322	40.577		2:37.062							
2	2:33.980	42.365	1:10.911	40.704	221.8	5:11.042							
3	2:33.659	42.276	1:10.968	40.415	220.0	7:44.701							
4	2:35.914	43.948	1:10.786	41.180	229.3	10:20.615							
5	3:03.600B	42.555	1:22.631	58.414	231.3	13:24.215							
147 Piers James MASARATI GBR PORSCHE Turbo													
1	2:51.348	50.339	1:15.572	45.437		2:51.348							
2	2:47.924	46.587	1:16.579	44.758	210.5	5:39.272							
3	2:47.307	46.758	1:16.149	44.400	208.9	8:26.579							
4	2:49.622	47.200	1:17.742	44.680	218.2	11:16.201							
5	2:51.188	47.415	1:17.868	45.905	187.2	14:07.389							
6	3:31.455	50.045	1:34.896	1:06.514	182.4	17:38.844							
7	2:54.334	48.742	1:20.503	45.089	200.7	20:33.178							
8	2:49.474	46.811	1:17.133	45.530	194.9	23:22.652							
9	2:49.319	47.037	1:17.406	44.876	200.0	26:11.971							
10	2:50.595	46.990	1:17.031	46.574	204.5	29:02.566							
11	2:51.963	47.118	1:18.076	46.769	202.6	31:54.529							
161 Dimitri GALANIDIS NLD PORSCHE 964RS													
1	3:02.085	56.480	1:19.424	46.181		3:02.085							
2	2:54.041	49.147	1:18.281	46.613	195.3	5:56.126							
3	2:55.255	50.777	1:18.235	46.243	209.7	8:51.381							
4	2:54.686	49.887	1:18.738	46.061	186.2	11:46.067							
5	3:02.445	49.993	1:21.875	50.577	194.2	14:48.512							
6	3:31.450	1:08.737	1:34.962	47.751	143.0	18:19.962							
7	2:51.798	48.849	1:17.285	45.664	206.9	21:11.760							
8	2:52.099	49.302	1:17.332	45.465	206.1	24:03.859							
9	2:58.998	52.569	1:20.925	45.504	175.0	27:02.857							
10	2:56.575	51.625	1:18.810	46.140	194.2	29:59.432							
11	3:00.220	52.699	1:19.974	47.547	189.8	32:59.652							
176 Ulrich ANDERSON DNK FORD Escort MKII													
1	3:16.995	1:06.480	1:22.497	48.018		3:16.995							
2	3:01.398	50.125	1:22.205	49.068	173.1	6:18.393							
3	2:56.020	49.584	1:20.003	46.433	186.2	9:14.413							
4	2:59.375	50.204	1:22.737	46.434	165.6	12:13.788							
5	3:04.089	49.760	1:25.660	48.669	165.4	15:17.877							
6	3:08.909	52.091	1:29.789	47.029	173.1	18:26.786							
7	2:55.067	49.342	1:20.154	45.571	191.2	21:21.853							
8	2:57.333	49.703	1:20.448	47.182	200.4	24:19.186							
9	2:57.810	48.941	1:21.632	47.237	177.9	27:16.996							
10	2:56.800	49.298	1:21.283	46.219	177.0	30:13.796							
11	2:56.058	49.845	1:19.773	46.440	186.2	33:09.854							
177 Tommy GILMARTIN GBR MORGAN +8													
1	3:15.114	1:03.863	1:22.953	48.298		3:15.114							
2	3:02.942	50.250	1:22.984	49.708	188.8	6:18.056							
3	2:59.173	49.960	1:22.197	47.016	177.9	9:17.229							
190 Peter SCHEEFHALS NLD MERCEDES BENZ 190E Evo 1													
4	2:58.285	49.056	1:21.813	47.416	181.2	12:15.514							
5	3:05.864	49.197	1:26.834	49.833	165.6	15:21.378							
6	3:08.499	51.221	1:29.510	47.768	178.8	18:29.877							
7	3:20.472B	49.155	1:23.519	1:07.798	196.7	21:50.349							
199 Niklas MARTENSSON SWE PORSCHE 944													
1	2:57.996	55.674	1:17.259	45.063		2:57.996							
2	2:50.243	49.444	1:15.596	45.203	211.8	5:48.239							
3	2:51.726	49.289	1:17.380	45.057	211.8	8:39.965							
4	2:51.556	48.942	1:17.880	44.734	217.3	11:31.521							
5	3:08.697	49.098	1:19.984	59.615	217.3	14:40.218							
6	3:35.810	1:06.796	1:41.689	47.325	136.5	18:16.028							
7	2:52.401	50.012	1:17.169	45.220	208.5	21:08.429							
8	2:50.345	49.041	1:14.907	46.397	215.6	23:58.774							
9	2:55.637	53.164	1:17.107	45.366	210.9	26:54.411							
10	2:52.731	49.374	1:17.083	46.274	218.2	29:47.142							
11	2:52.938	49.619	1:17.930	45.389	200.0	32:40.080							
211 Dietmar SCHRODER DEU PORSCHE 911													
1	3:03.566	56.953	1:19.465	47.148		3:03.566							
2	2:53.785	49.478	1:17.715	46.592	198.2	5:57.351							
3	2:55.223	51.113	1:17.905	46.205	197.4	8:52.574							
4	2:54.121	49.987	1:18.101	46.033	198.2	11:46.695							
5	3:04.132	49.720	1:22.963	51.449	200.4	14:50.827							
6	3:30.834	1:08.337	1:34.067	48.430	139.9	18:21.661							
7	2:51.252	49.791	1:15.848	45.613	210.1	21:12.913							
8	2:52.799	49.158	1:18.341	45.300	192.2	24:05.712							
9	3:00.242	51.354	1:22.082	46.806	175.9	27:05.954							
10	2:54.814	49.365	1:19.003	46.446	206.9	30:00.768							
11	2:54.522	49.427	1:18.642	46.453	199.6	32:55.290							
271 Laki CHRISTOFOROU GBR FORD Escort MKII													
1	2:55.348	52.398	1:18.086	44.864		2:55.348							
2	2:46.600	46.221	1:15.649	44.730	212.2	5:41.948							
3	2:46.035	46.438	1:15.596	44.001	217.7	8:27.983							
4	2:48.319	46.469	1:17.393	44.457	223.1	11:16.302							
5	2:49.910	46.849	1:17.112	45.949	216.4	14:06.212							
6	3:31.980	48.839	1:36.522	1:06.619	163.6	17:38.192							
7	2:53.396	51.162	1:18.107	44.127	213.4	20:31.588							
8	2:47.866	47.629	1:15.765	44.472	218.6	23:19.454							
9	2:47.516	46.997	1:16.088	44.431	213.9	26:06.970							
10	2:48.796	47.172	1:16.871	44.753	219.5	28:55.766							
11	2:50.536	47.348	1:18.302	44.886	212.2	31:46.302							



Colmore - Youngtimer Touring Car Chall

SPA SUMMER CLASSIC

Race 1

Sector Analysis

— Invalidated Lap ■ Personal Best ■ Session Best B Crossing the pit lane

Lap	Time	Sector 1	Sector 2	Sector 3	T.Spd	Elapsed	Lap	Time	Sector 1	Sector 2	Sector 3	T.Spd	Elapsed
289 Markus STEININGER DEU SUNBEAM Tiger							2	2:51.695	49.014	1:17.608	45.073	192.2	5:47.797
1	3:48.502	1:26.384	1:27.820	54.298		3:48.502	3	2:52.630	48.920	1:17.870	45.840	194.2	8:40.427
2	3:18.099	56.631	1:28.848	52.620	160.7	7:06.601	4	2:51.791	48.756	1:17.861	45.174	188.5	11:32.218
3	3:16.057	55.482	1:26.954	53.621	168.5	10:22.658	5	3:09.252	49.058	1:20.064	1:00.130	192.2	14:41.470
4	3:26.135	54.585	1:31.114	1:00.436	166.7	13:48.793	6	3:34.825	1:06.720	1:40.584	47.521	145.4	18:16.295
5	3:45.718	1:00.191	1:39.706	1:05.821	154.1	17:34.511	7	2:52.486	48.444	1:17.866	46.176	212.2	21:08.781
6	3:11.338	56.001	1:24.764	50.573	184.9	20:45.849	8	3:26.565B	54.391	1:28.299	1:03.875	147.5	24:35.346
7	3:12.374	54.985	1:26.717	50.672	158.4	23:58.223							
8	3:15.738	57.499	1:28.055	50.184	180.3	27:13.961	511 Hans-Jürgen ERDRÜGGER DEU PORSCHE 911 RSR						
9	3:12.037	53.648	1:27.167	51.222	162.2	30:25.998	1	3:40.134	1:36.320	1:16.902	46.912		3:40.134
10	3:14.679	53.395	1:28.403	52.881	166.7	33:40.677	2	2:56.675	52.065	1:18.564	46.046	192.5	6:36.809
300 Patrick ZAHNENBENZ DEU ALFA ROMEO GTam							3	2:52.497	48.821	1:16.979	46.697	203.4	9:29.306
1	3:42.142	1:22.976	1:27.698	51.468		3:42.142	4	2:50.248	48.603	1:16.349	45.296	199.6	12:19.554
2	3:11.366	57.366	1:23.375	50.625	188.2	6:53.508	5	3:03.416	48.317	1:24.813	50.286	186.5	15:22.970
3	3:10.708	56.963	1:23.568	50.177	186.9	10:04.216	6	3:04.787	52.229	1:27.156	45.402	185.9	18:27.757
4	3:16.723	57.767	1:26.708	52.248	185.9	13:20.939	7	2:50.585	48.451	1:17.372	44.762	206.1	21:18.342
5	4:08.357	1:03.997	2:01.425	1:02.935	91.8	17:29.296	8	2:47.699	47.570	1:16.277	43.852	197.1	24:06.041
6	3:14.456	56.490	1:25.957	52.009	189.1	20:43.752	9	2:51.256	50.068	1:16.747	44.441	191.2	26:57.297
7	3:10.446	56.077	1:24.123	50.246	179.4	23:54.198	10	2:48.793	47.995	1:15.763	45.035	208.5	29:46.090
8	3:15.416	1:00.082	1:23.747	51.587	181.5	27:09.614	11	2:53.272	49.220	1:18.479	45.573	200.0	32:39.362
9	3:17.490	55.918	1:28.059	53.513	167.2	30:27.104							
10	3:15.624	56.298	1:27.830	51.496	171.2	33:42.728	512 Wolfgang POHL DEU PORSCHE 911 RSR						
451 Stephen SCOTT-DUNWOODIE GBR FORD Sierra Cosworth							1	2:46.150	49.228	1:14.219	42.703		2:46.150
1	2:54.290	51.306	1:17.935	45.049		2:54.290	2	2:43.699	47.294	1:13.576	42.829	216.9	5:29.849
2	2:47.695	46.394	1:16.319	44.982	206.5	5:41.985	3	2:44.474	47.583	1:13.750	43.141	221.8	8:14.323
3	2:52.506	46.814	1:16.804	48.888	204.5	8:34.491	4	2:46.118	47.262	1:15.406	43.450	209.7	11:00.441
4	2:51.331	47.648	1:18.301	45.382	190.5	11:25.822	5	2:55.837	47.155	1:14.759	53.923	221.3	13:56.278
5	3:11.978	47.452	1:23.133	1:01.393	196.0	14:37.800	6	3:40.936	55.345	1:38.569	1:07.022	153.6	17:37.214
6	3:36.634	1:06.799	1:43.059	46.776	135.5	18:14.434	7	2:48.581	49.007	1:15.681	43.893	220.0	20:25.795
7	2:45.984	45.256	1:16.080	44.648	216.4	21:00.418	8	2:44.918	47.701	1:14.128	43.089	214.7	23:10.713
8	2:48.594	46.118	1:16.618	45.858	210.9	23:49.012	9	2:48.316	47.229	1:17.305	43.782	216.0	25:59.029
9	2:50.994	47.058	1:17.658	46.278	208.5	26:40.006	10	2:44.984	47.311	1:13.464	44.209	223.1	28:44.013
10	2:52.009	47.005	1:17.908	47.096	200.7	29:32.015	11	2:45.515	47.053	1:14.740	43.722	218.6	31:29.528
11	2:55.468	47.696	1:20.413	47.359	181.5	32:27.483							
481 Morten ERIKSEN DNK OPEL Kadett GT/E							950 Erik DEN DEKKER NLD PORSCHE 944 Turbo						
1	3:32.443	1:18.297	1:24.316	49.830		3:32.443	1	3:09.599	57.869	1:20.104	51.626		3:09.599
2	3:04.472	54.894	1:19.917	49.661	191.5	6:36.915							
3	3:06.552	54.740	1:20.819	50.993	189.8	9:43.467							
4	3:07.780	53.519	1:22.402	51.859	195.7	12:51.247							
5	3:31.628	1:00.690	1:33.816	57.122	121.5	16:22.875							
6	3:15.791	58.310	1:25.429	52.052	160.5	19:38.666							
7	3:11.228	57.273	1:23.728	50.227	169.8	22:49.894							
8	3:07.198	55.659	1:21.785	49.754	179.4	25:57.092							
9	3:06.592	54.780	1:21.363	50.449	180.3	29:03.684							
10	3:07.394	54.891	1:22.476	50.027	181.2	32:11.078							
507 Michael HESS DEU PORSCHE 911 RSR GR5													
1	2:56.102	51.814	1:19.005	45.283		2:56.102							