

Colmore - Youngtimer Touring Car Chall

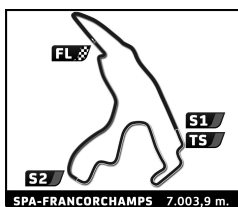
SPA SUMMER CLASSIC

Race 2

Sector Analysis

— Invalidated Lap ■ Personal Best ■ Session Best B Crossing the pit lane

Lap	Time	Sector 1	Sector 2	Sector 3	T.Spd	Elapsed	Lap	Time	Sector 1	Sector 2	Sector 3	T.Spd	Elapsed	
3	Anita RENES NLD LOTUS Sunbeam						12	Kenneth GREGERS DNK DATSUN 240Z						
1	3:16.903	1:02.092	1:24.934	49.877		3:16.903	1	3:14.765	1:00.399	1:24.806	49.560		3:14.765	
2	3:02.233	52.042	1:22.360	47.831	172.5	6:19.136								
3	3:02.059	51.907	1:23.357	46.795	169.3	9:21.195	15	Markus KEY DEU Oldsmobile						
4	3:15.613	51.454	1:24.942	59.217	175.3	12:36.808	1	3:18.464					3:18.464	
5	3:15.901	53.944	1:32.344	49.613	160.5	15:52.709	2	2:50.100					6:08.564	
6	3:42.004	58.432	1:45.351	58.221	120.9	19:34.713	3	2:49.688					8:58.252	
7	3:24.663	1:05.051	1:32.139	47.473	152.8	22:59.376	4	3:03.205					12:01.457	
8	3:08.406	51.295	1:27.482	49.629	181.2	26:07.782	5	3:38.540					15:39.997	
9	4:14.223	1:26.574	1:37.683	1:09.966	140.3	30:22.005	6	3:46.586					19:26.583	
10	3:50.067	1:13.024	1:32.177	1:04.866	101.9	34:12.072	7	3:21.256					22:47.839	
4	Vienne RENES NLD LOTUS Sunbeam						8	3:09.161						25:57.000
1	4:15.919B	59.044	1:22.698	1:54.177		4:15.919	9	4:13.349					30:10.349	
							10	3:49.296					33:59.645	
7	Adrian GRENZ DEU PORSCHE 911 RSR Jagermeister						16	Rodney FROST GBR JAGUAR XJS HE						
1	3:07.342	58.862	1:21.038	47.442		3:07.342	1	3:18.221	1:02.491	1:25.910	49.820		3:18.221	
2	2:59.312	51.718	1:21.070	46.524	180.9	6:06.654	2	3:04.733	51.765	1:24.835	48.133	173.1	6:22.954	
3	2:57.686	50.012	1:20.651	47.023	197.8	9:04.340	3	3:02.635	50.893	1:23.820	47.922	175.6	9:25.589	
4	3:28.454	52.269	1:36.867	59.318	138.1	12:32.794	4	3:18.580	58.234	1:27.525	52.821	151.3	12:44.169	
5	3:16.274	53.115	1:30.747	52.412	159.8	15:49.068	5	3:18.200	54.286	1:34.554	49.360	163.6	16:02.369	
6	3:42.310	59.404	1:44.191	58.715	126.0	19:31.378	6	3:36.263	51.654	1:46.442	58.167	147.1	19:38.632	
7	3:24.738	1:04.322	1:32.783	47.633	163.4	22:56.116	7	3:22.499	1:05.732	1:29.230	47.537	159.1	23:01.131	
8	3:09.396	53.350	1:26.722	49.324	180.6	26:05.512	8	3:10.720	51.060	1:30.534	49.126	173.6	26:11.851	
9	4:13.818	1:24.656	1:39.691	1:09.471	151.0	30:19.330	9	4:14.954	1:28.761	1:34.216	1:11.977	112.7	30:26.805	
10	3:50.593	1:14.257	1:31.592	1:04.744	97.4	34:09.923	10	3:48.929	1:11.400	1:31.701	1:05.828	102.7	34:15.734	
8	Roger BOLLIGER CHE PONTIAC Trans AM SCCA						18	Tijn JILESEN NLD PORSCHE 964 RS						
1	2:43.793	46.923	1:15.453	41.417		2:43.793	1	2:49.324	49.374	1:15.849	44.101		2:49.324	
2	2:42.648	44.180	1:15.154	43.314	210.5	5:26.441	2	2:45.997	47.584	1:15.148	43.265	215.1	5:35.321	
3	2:43.042	44.716	1:15.595	42.731	194.2	8:09.483	3	2:44.457	47.666	1:13.848	42.943	220.9	8:19.778	
4	3:05.560	44.631	1:19.829	1:01.100	192.9	11:15.043	4	2:56.401	47.527	1:16.693	52.181	220.4	11:16.179	
5	4:09.997	1:12.157	1:55.981	1:01.859	108.0	15:25.040	5	4:10.286	1:12.506	1:55.173	1:02.607	108.0	15:26.465	
6	3:49.209	1:04.888	1:44.820	59.501	111.1	19:14.249	6	3:49.462	1:04.863	1:44.189	1:00.410	113.2	19:15.927	
7	3:24.436	1:03.986	1:36.701	43.749	125.7	22:38.685	7	3:21.645	1:03.474	1:34.869	43.302	123.3	22:37.572	
8	3:08.456	48.009	1:22.273	58.174	199.3	25:47.141								
9	4:13.283	1:24.841	1:43.130	1:05.312	104.0	30:00.424	19	Leo VAN DER BEEK NLD PORSCHE 911 Carrera						
10	3:49.393	1:12.519	1:39.173	57.701	126.8	33:49.817	1	3:41.607	1:16.864	1:29.411	55.332		3:41.607	
10	Ties MEEUWISSEN NLD FORD Mustang						2	3:21.031	56.768	1:30.149	54.114	152.1		7:02.638
1	3:22.533	1:03.452	1:29.189	49.892		3:22.533	3	3:22.193	56.383	1:32.588	53.222	183.1	10:24.831	
2	3:04.181	52.744	1:23.818	47.619	181.5	6:26.714	4	3:44.852	56.397	1:41.448	1:07.007	161.7	14:09.683	
3	3:04.717	51.223	1:24.406	49.088	182.1	9:31.431	5	3:57.337	59.414	1:53.505	1:04.418	144.0	18:07.020	
4	4:17.270	1:17.446	2:01.594	58.230	87.1	13:48.701	6	3:37.722	59.923	1:38.423	59.376	147.9	21:44.742	
5	4:01.681	1:07.254	1:54.892	59.535	107.9	17:50.382	7	3:18.937	55.376	1:29.401	54.160	175.9	25:03.679	
6	3:43.363	1:03.292	1:40.876	59.195	129.8	21:33.745	8	3:39.336	1:02.605	1:36.558	1:00.173	122.7	28:43.015	
7	3:07.883	53.182	1:24.284	50.417	166.9	24:41.628	9	3:46.272	1:05.683	1:38.992	1:01.597	160.5	32:29.287	
8	3:48.514	1:10.644	1:38.609	59.261	135.3	28:30.142	10	3:27.093	1:00.210	1:31.260	55.623	159.1	35:56.380	
9	3:46.668	1:04.525	1:44.069	58.074	125.9	32:16.810	20	Harrie WILLEMS NLD PORSCHE 944						
10	3:26.697	59.649	1:33.498	53.550	137.2	35:43.507	1	3:23.374	1:05.739	1:27.353	50.282		3:23.374	



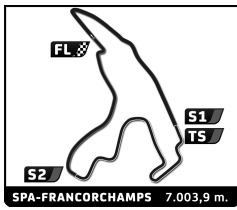
Colmore - Youngtimer Touring Car Chall

SPA SUMMER CLASSIC

Race 2

Sector Analysis

___ Invalidated Lap							■ Personal Best		■ Session Best		■ Crossing the pit lane				
Lap	Time	Sector 1	Sector 2	Sector 3	T.Sp	Elapsed	Lap	Time	Sector 1	Sector 2	Sector 3	T.Sp	Elapsed		
2	3:02.582	53.524	1:20.805	48.253	187.8	6:25.956	8	3:43.667	1:07.246	1:36.841	59.580	139.5	28:32.767		
3	3:03.212	53.021	1:20.742	49.449	189.5	9:29.168	9	3:46.470	1:04.675	1:43.278	58.517	131.7	32:19.237		
4	3:16.373	56.193	1:27.333	52.847	172.8	12:45.541	10	3:26.361	1:00.724	1:32.244	53.393	159.3	35:45.598		
5	3:18.211	54.281	1:34.704	49.226	169.8	16:03.752	34 Gerd TEKAAT DEU								
6	3:36.200	53.758	1:43.904	58.538	183.7	19:39.952	CHEVROLET Camaro								
7	3:24.590	1:05.829	1:29.523	49.238	171.4	23:04.542	1	3:13.447	59.873	1:24.156	49.418		3:13.447		
8	3:10.154	53.789	1:26.373	49.992	181.2	26:14.696	2	3:04.637	49.952	1:25.310	49.375	173.4	6:18.084		
9	4:13.438	1:27.058	1:34.221	1:12.159	110.1	30:28.134	3	3:06.567	51.279	1:26.858	48.430	169.3	9:24.651		
10	3:49.068	1:10.904	1:31.794	1:06.370	97.6	34:17.202	4	3:18.946	58.349	1:26.840	53.757	156.5	12:43.597		
22 Martin GLENNIE GBR							5	3:18.295	54.248	1:34.239	49.808	165.9	16:01.892		
TVR Tuscan Challenge							6	3:36.224	51.198	1:46.940	58.086	136.7	19:38.116		
1	2:58.061	52.037	1:19.772	46.252		2:58.061	7	3:24.428	1:05.552	1:30.661	48.215	162.2	23:02.544		
2	2:54.686	48.375	1:20.075	46.236	188.2	5:52.747	8	3:08.537	49.215	1:29.804	49.518	182.4	26:11.081		
3	2:53.356	48.474	1:18.911	45.971	198.9	8:46.103	9	4:14.852	1:28.172	1:35.087	1:11.593	115.5	30:25.933		
4	3:04.422	49.102	1:25.350	49.970	192.5	11:50.525	10	3:49.413	1:11.966	1:31.606	1:05.841	102.1	34:15.346		
5	3:45.174	51.849	1:51.240	1:02.085	160.5	15:35.699	35 Mike MANNING GBR								
6	3:48.706	1:04.918	1:41.664	1:02.124	107.0	19:24.405	FORD Sierra RS500								
7	3:22.836	1:02.743	1:34.258	45.835	114.8	22:47.241	1	2:52.716	49.376	1:18.124	45.216		2:52.716		
8	3:10.669	49.572	1:23.034	58.063	191.8	25:57.910	2	2:48.628	46.279	1:17.455	44.894	192.2	5:41.344		
9	4:14.069	1:24.715	1:40.695	1:08.659	83.9	30:11.979	3	2:49.974	46.498	1:18.503	44.973	193.2	8:31.318		
10	3:48.960	1:14.573	1:33.274	1:01.113	102.0	34:00.939	4	3:00.156	46.214	1:22.504	51.438	200.7	11:31.474		
24 Kenneth SUNDFORS SWE							5	4:00.746	1:04.335	1:54.578	1:01.833	96.3	15:32.220		
PORSCHE 944							6	3:48.796	1:04.107	1:43.184	1:01.505	125.4	19:21.016		
1	3:20.692	1:09.662	1:23.628	47.402		3:20.692	7	3:22.780	1:03.330	1:34.220	45.230	114.8	22:43.796		
2	2:48.033	48.238	1:15.752	44.043	213.4	6:08.725	8	3:10.121	46.309	1:24.256	59.556	194.9	25:53.917		
3	2:52.734	47.789	1:19.355	45.590	208.9	9:01.459	9	4:13.301	1:23.654	1:41.891	1:07.756	96.9	30:07.218		
4	3:25.153	50.684	1:36.687	57.782	127.7	12:26.612	10	3:47.555	1:12.495	1:36.408	58.652	125.3	33:54.773		
5	3:15.554	52.735	1:29.769	53.050	177.6	15:42.166	38 Philipp ZUMSTEIN CHE								
6	3:44.998	1:01.189	1:43.074	1:00.735	129.8	19:27.164	TVR Griffith 200								
7	3:22.349	1:03.548	1:33.205	45.596	124.4	22:49.513	1	3:30.201	1:09.480	1:29.107	51.614		3:30.201		
8	3:07.929	48.004	1:21.539	58.386	195.3	25:57.442	2	3:10.494	51.523	1:28.983	49.988	156.7	6:40.695		
9	4:13.662	1:24.303	1:40.653	1:08.706	83.6	30:11.104	3	3:12.394	51.300	1:29.960	51.134	166.7	9:53.089		
10	3:49.088	1:13.866	1:34.136	1:01.086	112.0	34:00.192	4	4:05.017	1:00.166	2:01.877	1:02.974	94.2	13:58.106		
27 Martin REYNOLDS GBR							5	3:57.757	1:02.379	1:54.247	1:01.131	105.2	17:55.863		
FORD Anglia BDA							6	3:42.076	1:03.426	1:39.406	59.244	122.3	21:37.939		
1	3:08.328	58.215	1:23.016	47.097		3:08.328	7	3:16.067	54.263	1:27.156	54.648	156.1	24:54.006		
2	2:55.746	48.980	1:21.530	45.236	164.9	6:04.074	8	3:41.433	1:05.640	1:35.553	1:00.240	118.0	28:35.439		
3	2:58.417	48.524	1:23.993	45.900	152.8	9:02.491	9	3:47.512	1:04.836	1:42.352	1:00.324	118.0	32:22.951		
4	3:26.072	51.161	1:36.785	58.126	124.4	12:28.563	10	3:25.420	59.318	1:32.268	53.834	135.8	35:48.371		
5	3:15.689	53.581	1:31.467	50.641	146.7	15:44.252	42 Christian MARX DEU								
6	3:44.774	1:00.520	1:44.160	1:00.094	131.2	19:29.026	Triumph TR8 IMSA								
7	6:34.315	1:03.185			121.2	26:03.341	1	2:59.107	53.670	1:18.863	46.574		2:59.107		
8	4:14.570					30:17.911	2	2:54.720	47.883	1:20.133	46.704	188.5	5:53.827		
9	3:49.075					34:06.986	3	2:53.575	48.616	1:19.759	45.200	196.0	8:47.402		
31 Jan DE HEK NLD							4	3:04.239	48.272	1:25.542	50.425	194.6	11:51.641		
ALFA ROMEO Giulia GT							5	3:45.070	51.372	1:51.409	1:02.289	150.4	15:36.711		
1	3:31.982	1:15.995	1:24.407	51.580		3:31.982	6	3:48.486	1:04.304	1:42.300	1:01.882	103.3	19:25.197		
2	3:09.725	53.993	1:25.672	50.060	185.9	6:41.707	7	3:24.380	1:02.620	1:35.175	46.585	109.0	22:49.577		
3	3:09.737	53.643	1:26.899	49.195	162.4	9:51.444	8	3:09.472	48.242	1:22.916	58.314	197.8	25:59.049		
4	4:02.217	1:00.700	2:01.820	59.697	88.3	13:53.661	9	4:14.260	1:24.079	1:41.031	1:09.150	94.3	30:13.309		
5	4:00.970	1:05.328	1:54.845	1:00.797	104.0	17:54.631	10	3:48.886	1:13.749	1:33.289	1:01.848	88.5	34:02.195		
6	3:42.185	1:02.846	1:39.996	59.343	145.0	21:36.816									
7	3:12.284	53.822	1:22.174	56.288	190.1	24:49.100									



Colmore - Youngtimer Touring Car Chall

SPA SUMMER CLASSIC

Race 2

Sector Analysis

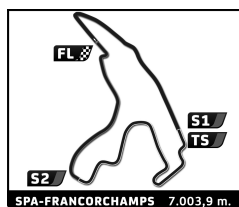
— Invalidated Lap

■ Personal Best

■ Session Best

■ Crossing the pit lane

Lap	Time	Sector 1	Sector 2	Sector 3	T.Spd	Elapsed	Lap	Time	Sector 1	Sector 2	Sector 3	T.Spd	Elapsed		
44	Michael WATSON						GBR	57	Tony PAXMAN						GBR
						FORD RS Cosworth							FORD Escort MK1		
1	3:20.379	1:02.576				3:20.379	1	3:15.145	1:01.378	1:23.997	49.770		3:15.145		
2	3:03.969	51.578			174.5	6:24.348	2	3:03.573	51.146	1:22.891	49.536	190.1	6:18.718		
3	3:05.730	52.449	1:22.818	50.463	173.9	9:30.078									
45	Bruno KNÜSLI						CHE	64	Frank DE HEK						NLD
						SUNBEAM Tiger							ALFA ROMEO Giulia		
1	3:30.514	1:08.838	1:30.433	51.243		3:30.514	1	3:21.944	1:05.528	1:24.500	51.916		3:21.944		
2	3:13.031	52.151	1:28.717	52.163	161.0	6:43.545	2	3:08.075	54.350	1:24.169	49.556	178.8	6:30.019		
3	3:10.869	51.398	1:29.151	50.320	157.2	9:54.414	3	3:07.734	53.839	1:24.104	49.791	188.5	9:37.753		
4	4:04.421	1:00.539	2:01.143	1:02.739	95.4	13:58.835	4	4:13.482	1:12.509	2:01.573	59.400	84.3	13:51.235		
5	3:57.680	1:02.181	1:54.848	1:00.651	106.1	17:56.515	5	4:01.625	1:06.223	1:54.823	1:00.579	113.0	17:52.860		
6	3:41.655	1:03.332	1:39.722	58.601	119.1	21:38.170	6	3:42.899	1:02.578	1:40.680	59.641	132.5	21:35.759		
7	3:12.392	53.514	1:25.200	53.678	169.5	24:50.562	7	3:09.793	54.028	1:22.367	53.398	183.4	24:45.552		
8	3:43.617	1:07.289	1:35.964	1:00.364	128.3	28:34.179	8	3:45.542	1:08.738	1:37.323	59.481	137.9	28:31.094		
9	3:45.842	1:04.124	1:43.101	58.617	133.2	32:20.021	9	3:46.482	1:04.289	1:43.872	58.321	130.0	32:17.576		
10	3:27.701	1:01.101	1:32.296	54.304	149.2	35:47.722	10	3:26.773	59.483	1:33.475	53.815	137.8	35:44.349		
46	Robert DUBLER						CHE	68	Lars ROSENFELDT						DNK
						CHEVROLET Corvette C1							RENAULT Alpine A310		
1	3:45.879	1:08.188	1:43.730	53.961		3:45.879	1	3:40.282	1:13.364	1:32.646	54.272		3:40.282		
2	3:13.776	54.105	1:28.098	51.573	155.2	6:59.655	2	3:17.932	55.870	1:28.997	53.065	184.0	6:58.214		
3	3:13.185	52.578	1:26.427	54.180	166.9	10:12.840	3	3:30.901	56.120	1:40.401	54.380	171.2	10:29.115		
4	3:52.094	57.223	1:50.286	1:04.585	150.0	14:04.934	4	3:42.907	57.492	1:36.657	1:08.758	176.8	14:12.022		
5	3:58.265	1:00.161	1:55.012	1:03.092	109.4	18:03.199	5	3:56.078	59.831	1:51.281	1:04.966	177.3	18:08.100		
6	3:38.008	1:00.074	1:39.503	58.431	120.1	21:41.207	6	3:37.540	59.496	1:38.433	59.611	155.2	21:45.640		
7	3:13.622	53.177	1:25.779	54.666	162.9	24:54.829	7	3:19.875	55.955	1:30.116	53.804	182.7	25:05.515		
8	3:41.603	1:06.651	1:34.420	1:00.532	118.3	28:36.432	8	3:38.571	1:01.448	1:37.374	59.749	131.2	28:44.086		
9	3:47.088	1:05.058	1:41.980	1:00.050	120.9	32:23.520	9	3:49.850	1:06.193	1:38.114	1:05.543	152.1	32:33.936		
10	3:26.140	1:00.118	1:31.780	54.242	145.4	35:49.660	10	3:26.408	58.154	1:32.288	55.966	160.2	36:00.344		
49	Thomas DÄTWYLER						CHE	73	Kim CHRISTENSEN						DNK
						OPEL Kadett C							JENSEN Healey		
1	3:24.342	1:07.964	1:25.754	50.624		3:24.342	1	3:34.700	1:10.073	1:30.007	54.620		3:34.700		
2	3:03.340	53.281	1:21.770	48.289	168.0	6:27.682	2	3:16.684	54.899	1:28.305	53.480	172.2	6:51.384		
3	3:02.913	52.488	1:21.582	48.843	180.6	9:30.595	3	3:17.747	53.683	1:29.832	54.232	176.8	10:09.131		
4	4:16.559	1:16.990	2:01.590	57.979	92.4	13:47.154	4	3:52.833	56.137	1:53.019	1:03.677	158.6	14:01.964		
5	4:01.941	1:07.473	1:55.007	59.461	115.0	17:49.095	5	3:58.574	1:01.120	1:54.965	1:02.489	105.9	18:00.538		
6	3:43.844	1:03.391	1:40.975	59.478	133.8	21:32.939	6	3:39.662	1:01.464	1:39.698	58.500	123.4	21:40.200		
7	3:04.405	53.676	1:21.017	49.712	173.9	24:37.344	7	3:18.946	54.488	1:28.122	56.336	155.6	24:59.146		
							8	3:39.969	1:04.062	1:35.612	1:00.295	117.1	28:39.115		
							9	3:47.743	1:04.392	1:41.522	1:01.829	125.0	32:26.858		
							10	3:26.390	58.744	1:33.270	54.376	154.3	35:53.248		
54	David BENGTTSSON						SWE	77	Walter HOFFMAN						DEU
						PORSCHE 944 Turbo							MCLAREN MC1		
1	3:15.537	1:01.534	1:24.209	49.794		3:15.537	1	2:38.688	44.110	1:13.248	41.330		2:38.688		
2	3:03.331	53.765	1:19.694	49.872	178.2	6:18.868	2	2:39.065	42.536	1:13.737	42.792	205.3	5:17.753		
3	2:59.182	51.567	1:21.122	46.493	179.7	9:18.050	3	2:37.810	42.152	1:13.996	41.662	214.3	7:55.563		
4	3:18.188	51.102	1:27.244	59.842	199.6	12:36.238	4	3:06.470	42.793	1:21.944	1:01.733	205.7	11:02.033		
5	3:15.930	53.261	1:31.552	51.117	153.6	15:52.168	5	4:22.198	1:23.994	1:56.080	1:02.124	107.9	15:24.231		
6	3:41.982	58.103	1:45.421	58.458	132.4	19:34.150	6	3:49.319	1:04.984	1:44.630	59.705	124.1	19:13.550		
7	3:24.153	1:04.569	1:31.965	47.619	180.3	22:58.303	7	3:21.613	1:03.699	1:35.973	41.941	123.9	22:35.163		
8	3:07.964	51.023	1:27.453	49.488	192.5	26:06.267	8	3:10.369	41.722	1:13.553	1:15.094	208.5	25:45.532		
9	4:13.686	1:25.667	1:38.487	1:09.532	141.0	30:19.953	9	4:13.256	1:24.191	1:43.599	1:05.466	116.9	29:58.788		
10	3:50.611	1:14.133	1:31.614	1:04.864	96.3	34:10.564	10	3:48.106	1:12.145	1:40.220	55.741	130.6	33:46.894		



Colmore - Youngtimer Touring Car Chall

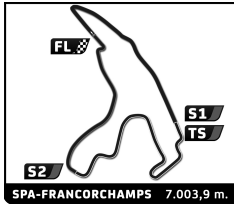
SPA SUMMER CLASSIC

Race 2

Sector Analysis

— Invalidated Lap ■ Personal Best ■ Session Best B Crossing the pit lane

Lap	Time	Sector 1	Sector 2	Sector 3	T.Spd	Elapsed	Lap	Time	Sector 1	Sector 2	Sector 3	T.Spd	Elapsed	
85	Daniel BROWN GBR FORD Sierra RS500							103	Urs STEFFEN CHE TRIUMPH Spitfire GT8					
1	3:16.111	1:08.361	1:21.692	46.058		3:16.111	1	3:06.229	56.360	1:21.589	48.280		3:06.229	
2	2:52.211	49.657	1:17.920	44.634	189.8	6:08.322	2	3:00.938	50.374	1:23.106	47.458	181.2	6:07.167	
3	2:51.249	48.240	1:18.602	44.407	206.9	8:59.571	3	2:59.261	50.299	1:22.322	46.640	191.8	9:06.428	
4	3:03.564	47.314	1:25.745	50.505	166.7	12:03.135	4	3:27.676	51.699	1:36.601	59.376	153.2	12:34.104	
5	3:37.614	48.994	1:43.700	1:04.920	179.1	15:40.749	5	3:16.480	54.342	1:30.969	51.169	152.3	15:50.584	
6	3:45.810	1:01.452	1:43.295	1:01.063	124.1	19:26.559	6	3:41.990	58.572	1:44.879	58.539	122.2	19:32.574	
7	3:20.887	1:03.175	1:33.922	43.790	127.5	22:47.446	7	3:24.358	1:04.080	1:33.480	46.798	157.7	22:56.932	
8	3:06.795	45.765	1:21.687	59.343	191.8	25:54.241	8	3:07.858	51.626	1:27.017	49.215	169.0	26:04.790	
9	4:13.434	1:24.332	1:41.375	1:07.727	88.9	30:07.675	9	4:14.164	1:24.093	1:40.279	1:09.792	132.4	30:18.954	
10	3:47.582	1:12.597	1:36.208	58.777	122.2	33:55.257	10	3:49.878	1:13.368	1:32.216	1:04.294	104.9	34:08.832	
86	Sean BROWN GBR FORD Escort MK1 BDG							104	Christophe KLEINER CHE MG B V8					
1	3:18.788	1:04.400	1:25.068	49.320		3:18.788	1	3:43.470	1:18.552	1:32.012	52.906		3:43.470	
2	3:02.222	51.526	1:22.622	48.074	175.0	6:21.010	2	3:15.892	54.482	1:29.255	52.155	168.5	6:59.362	
3	3:01.006	50.820	1:22.812	47.374	165.9	9:22.016	3	3:21.473	55.656	1:31.242	54.575	166.7	10:20.835	
4	3:16.343	52.535	1:24.342	59.466	173.6	12:38.359	4	3:47.658	56.801	1:44.313	1:06.544	156.5	14:08.493	
5	3:15.622	55.789	1:30.530	49.303	165.1	15:53.981	5	3:57.300	59.895	1:53.579	1:03.826	144.4	18:05.793	
6	3:41.797	58.098	1:45.178	58.521	126.3	19:35.778	6	3:37.905	1:00.449	1:38.408	59.048	140.1	21:43.698	
7	3:24.609	1:05.539	1:31.144	47.926	163.9	23:00.387	7	3:29.601	54.768	1:40.162	54.671	181.5	25:13.299	
8	3:08.503	50.831	1:28.102	49.570	176.8	26:08.890	8	3:31.623	57.821	1:35.277	58.525	140.1	28:44.922	
9	4:14.178	1:27.449	1:36.582	1:10.147	135.5	30:23.068	9	3:49.935	1:06.439	1:38.126	1:05.370	135.3	32:34.857	
10	3:50.156	1:13.665	1:31.307	1:05.184	98.2	34:13.224	10	3:26.117	59.587	1:30.974	55.556	158.8	36:00.974	
91	Rikard HASSELBLAD SWE CHEVRON B8							114	Ruben DE BRUIN NLD OPEL Kadett B					
1	3:07.673	57.683	1:21.756	48.234		3:07.673	1	3:27.704	1:13.079	1:24.941	49.684		3:27.704	
2	3:00.428	50.711	1:21.924	47.793	175.6	6:08.101	2	3:05.350	54.462	1:21.993	48.895	181.5	6:33.054	
3	2:56.387	50.414	1:19.779	46.194	189.1	9:04.488	3	3:05.247	54.521	1:21.476	49.250	183.1	9:38.301	
4	3:27.384	51.809	1:36.771	58.804	141.7	12:31.872	4	4:13.978	1:12.866	2:01.945	59.167	81.6	13:52.279	
5	3:16.585	53.593	1:30.646	52.346	151.7	15:48.457	5	4:01.661	1:05.997	1:55.002	1:00.662	103.3	17:53.940	
6	3:42.500	59.602	1:43.824	59.074	132.7	19:30.957	6	3:42.057	1:02.291	1:40.691	59.075	139.9	21:35.997	
7	3:24.881	1:03.800	1:34.099	46.982	150.0	22:55.838	7	3:10.289	54.543	1:21.846	53.900	185.9	24:46.286	
8	3:04.923	51.051	1:22.632	51.240	191.8	26:00.761	8	3:45.651	1:08.902	1:37.344	59.405	135.5	28:31.937	
9	4:14.907	1:24.734	1:41.149	1:09.024	94.6	30:15.668	9	3:46.757	1:04.566	1:43.509	58.682	123.9	32:18.694	
10	3:47.925	1:14.168	1:32.378	1:01.379	116.4	34:03.593	10	3:26.315	59.987	1:32.717	53.611	149.8	35:45.009	
93	Robbert-Jan VAN DE LEUR NLD RENAULT Alpine A310 V6							124	Marcel VAN RIJSWICK NLD PORSCHE 964					
1	4:19.645B	1:13.035	1:33.874	1:32.736		4:19.645	1	2:57.590	52.869	1:19.282	45.439		2:57.590	
2							2	2:51.397	48.215	1:18.258	44.924	225.0	5:48.987	
3							3	2:51.696	48.389	1:18.503	44.804	218.6	8:40.683	
4							4	3:01.610	48.728	1:24.959	47.923	219.1	11:42.293	
5							5	3:52.390	56.925	1:53.539	1:01.926	97.6	15:34.683	
6							6	3:49.002	1:04.665	1:41.959	1:02.378	120.1	19:23.685	
7							7	3:21.976	1:02.853	1:33.802	45.321	113.1	22:45.661	
8							8	3:10.254	48.762	1:22.057	59.435	197.4	25:55.915	
9							9	4:13.699	1:24.567	1:40.815	1:08.317	84.6	30:09.614	
10							10	3:47.266	1:13.234	1:34.928	59.104	109.6	33:56.880	
99	Roel SCHMITZ NLD PORSCHE 964 RS							126	Pierre IVERSEN DNK FORD Escort RS2000					
1	3:11.936	59.361				3:11.936	1	3:49.163	1:24.119	1:29.570	55.474		3:49.163	
2	2:59.799	50.799	1:20.870	48.130	191.8	6:11.735	2	3:16.885	56.128	1:28.483	52.274	169.5	7:06.048	
3	2:58.181	50.706			209.3	9:09.916								
4	3:25.796	51.783	1:33.992	1:00.021	184.3	12:35.712								
5	3:15.764	53.229			152.5	15:51.476								
6	3:41.892	58.013			120.9	19:33.368								
7	3:24.749	1:04.385	1:32.742	47.622	169.3	22:58.117								
8	3:09.172	51.587			177.6	26:07.289								
9	4:13.638	1:25.855	1:37.883	1:09.900	131.9	30:20.927								
10	3:50.652	1:13.827	1:31.686	1:05.139	95.2	34:11.579								

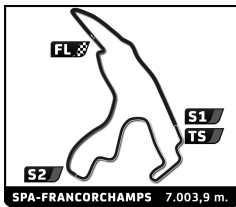


Colmore - Youngtimer Touring Car Chall SPA SUMMER CLASSIC

Race 2

Sector Analysis

Lap	Time	Sector 1	Sector 2	Sector 3	T.Sp	Elapsed	Lap	Time	Sector 1	Sector 2	Sector 3	T.Sp	Elapsed
139 Christian NOWAK													
DEU													
CN-Cobra													
1	3:07.710	1:01.937	1:20.651	45.122		3:07.710	3	2:59.399	49.075	1:23.293	47.031	188.8	9:35.498
2	2:38.607	43.117	1:13.721	41.769	213.0	5:46.317	4	4:14.464	1:14.113	2:01.734	58.617	87.9	13:49.962
3	2:39.317	43.433	1:12.988	42.896	212.2	8:25.634	5	4:02.235	1:06.873	1:54.666	1:00.696	113.1	17:52.197
4	2:51.832	42.988	1:15.969	52.875	225.5	11:17.466	6	3:42.400	1:02.834	1:40.520	59.046	128.7	21:34.597
5	4:10.007	1:12.776	1:54.547	1:02.684	101.5	15:27.473	7	3:05.301	52.892	1:22.360	50.049	169.5	24:39.898
6	3:49.312	1:04.686	1:44.186	1:00.440	107.2	19:16.785	8	3:49.399	1:11.310	1:38.849	59.240	139.7	28:29.297
7	3:18.133	1:03.564	1:32.429	42.140	114.6	22:34.918	9	3:46.668	1:04.698	1:44.176	57.794	127.8	32:15.965
8	3:11.580	42.791	1:13.666	1:15.123	230.3	25:46.498	10	3:26.669	59.932	1:33.299	53.438	137.8	35:42.634
9	4:13.478	1:24.570	1:43.435	1:05.473	106.5	29:59.976							
10	3:48.283	1:11.953	1:39.744	56.586	134.8	33:48.259							
147 Piers James MASARATI													
GBR													
PORSCHE Turbo													
1	2:48.792	48.276	1:15.510	45.006		2:48.792	1	3:39.216	1:19.090	1:27.914	52.212		3:39.216
2	2:50.224	47.252	1:18.131	44.841	190.8	5:39.016	2	3:09.281	54.271	1:24.749	50.261	179.4	6:48.497
3	2:46.386	45.968	1:16.076	44.342	198.9	8:25.402	3	3:11.251	54.407	1:25.027	51.817	181.5	9:59.748
4	3:04.820	46.510	1:23.660	54.650	203.0	11:30.222	4	4:00.114	59.071	1:58.144	1:02.899	115.8	13:59.862
5	4:00.041	1:03.033	1:55.175	1:01.833	106.1	15:30.263	5	3:58.235	1:01.975	1:54.474	1:01.786	103.0	17:58.097
6	3:48.375	1:04.352	1:43.424	1:00.599	119.3	19:18.638	6	3:41.316	1:02.472	1:39.606	59.238	121.9	21:39.413
7	3:22.157	1:04.327	1:33.185	44.645	115.5	22:40.795	7	3:20.552	55.627	1:28.479	56.446	157.9	24:59.965
8	3:11.328	46.883	1:25.058	59.387	187.5	25:52.123	8	3:40.214	1:04.605	1:34.851	1:00.758	117.9	28:40.179
9	4:11.043	1:22.663	1:42.931	1:05.449	98.2	30:03.166	9	3:47.180	1:04.533	1:40.792	1:01.855	129.7	32:27.359
10	3:47.952	1:14.048	1:37.238	56.666	130.1	33:51.118	10	3:26.442	59.802	1:32.046	54.594	154.1	35:53.801
161 Dimitri GALANIDIS													
NLD													
PORSCHE 964RS													
1	3:04.870	56.876	1:21.776	46.218		3:04.870	1	2:53.530	51.012	1:17.079	45.439		2:53.530
2	2:56.288	49.742	1:19.812	46.734	201.1	6:01.158	2	2:49.102	48.337	1:15.864	44.901	219.1	5:42.632
3	2:58.485	50.632	1:20.723	47.130	177.6	8:59.643	3	2:49.699	48.346	1:16.554	44.799	217.3	8:32.331
4	3:28.365	53.096	1:36.665	58.604	130.0	12:28.008	4	3:00.680	48.382	1:21.323	50.975	219.1	11:33.011
5	3:15.096	52.607	1:32.019	50.470	169.0	15:43.104	5	4:00.878	1:04.938	1:53.888	1:02.052	99.4	15:33.889
6	3:44.755	1:00.848	1:43.495	1:00.412	126.0	19:27.859	6	3:49.037	1:04.240	1:42.480	1:02.317	122.2	19:22.926
7	3:25.650	1:03.496	1:34.299	47.855	122.7	22:53.509	7	3:22.390	1:02.903	1:33.956	45.531	120.8	22:45.316
8	3:06.712	52.631	1:22.052	52.029	193.9	26:00.221	8	3:09.715	48.382	1:22.267	59.066	190.1	25:55.031
9	4:13.827	1:23.570	1:41.170	1:09.087	96.9	30:14.048	9	4:13.772	1:24.516	1:41.043	1:08.213	86.5	30:08.803
10	3:49.171	1:13.436	1:33.396	1:02.339	85.7	34:03.219	10	3:46.861	1:13.000	1:35.248	58.613	123.9	33:55.664
176 Ulrich ANDERSON													
DNK													
FORD Escort MKII													
1	3:05.411	56.518	1:21.811	47.082		3:05.411	1	3:07.438	57.507	1:21.583	48.348		3:07.438
2	2:56.943	49.883	1:20.254	46.806	185.2	6:02.354	2	2:58.306	51.085	1:20.871	46.350	189.1	6:05.744
3	2:58.854	50.066	1:22.100	46.688	173.6	9:01.208	3	2:57.970	50.079	1:20.921	46.970	203.4	9:03.714
4	3:29.212	53.125	1:36.848	59.239	128.3	12:30.420	4	3:27.798	51.391	1:37.155	59.252	128.7	12:31.512
5	3:14.432	52.712	1:31.720	50.000	150.2	15:44.852	5	3:16.355	52.590	1:31.462	52.303	151.0	15:47.867
6	3:44.822	1:01.015	1:44.263	59.544	144.0	19:29.674	6	3:42.518	59.448	1:43.842	59.228	139.2	19:30.385
7	3:24.946	1:03.272	1:34.690	46.984	128.9	22:54.620	7	3:24.881	1:03.316	1:34.270	47.295	128.1	22:55.266
8	3:06.196	51.900	1:24.043	50.253	185.6	26:00.816	8	3:06.951	52.041	1:24.390	50.520	181.2	26:02.217
9	4:13.990	1:23.754	1:41.089	1:09.147	94.1	30:14.806	9	4:14.738	1:24.545	1:40.707	1:09.486	111.2	30:16.955
10	3:48.675	1:13.497	1:33.118	1:02.060	97.5	34:03.481	10	3:49.558	1:13.854	1:32.060	1:03.644	110.8	34:06.513
211 Dietmar SCHRODER													
DEU													
PORSCHE 911													
1	3:07.438	57.507	1:21.583	48.348		3:07.438	1	3:07.438	57.507	1:21.583	48.348		3:07.438
2	2:58.306	51.085	1:20.871	46.350	189.1	6:05.744	2	2:58.306	51.085	1:20.871	46.350	189.1	6:05.744
3	2:57.970	50.079	1:20.921	46.970	203.4	9:03.714	3	2:57.970	50.079	1:20.921	46.970	203.4	9:03.714
4	3:27.798	51.391	1:37.155	59.252	128.7	12:31.512	4	3:27.798	51.391	1:37.155	59.252	128.7	12:31.512
5	3:16.355	52.590	1:31.462	52.303	151.0	15:47.867	5	3:16.355	52.590	1:31.462	52.303	151.0	15:47.867
6	3:42.518	59.448	1:43.842	59.228	139.2	19:30.385	6	3:42.518	59.448	1:43.842	59.228	139.2	19:30.385
7	3:24.881	1:03.316	1:34.270	47.295	128.1	22:55.266	7	3:24.881	1:03.316	1:34.270	47.295	128.1	22:55.266
8	3:06.951	52.041	1:24.390	50.520	181.2	26:02.217	8	3:06.951	52.041	1:24.390	50.520	181.2	26:02.217
9	4:14.738	1:24.545	1:40.707	1:09.486	111.2	30:16.955	9	4:14.738	1:24.545	1:40.707	1:09.486	111.2	30:16.955
10	3:49.558	1:13.854	1:32.060	1:03.644	110.8	34:06.513	10	3:49.558	1:13.854	1:32.060	1:03.644	110.8	34:06.513
271 Laki CHRISTOFOROU													
GBR													
FORD Escort MKII													
1	2:52.596	50.009	1:17.653	44.934		2:52.596	1	2:52.596	50.009	1:17.653	44.934		2:52.596
2	2:48.763	46.767	1:17.401	44.595	182.4	5:41.359	2	2:48.763	46.767	1:17.401	44.595	182.4	5:41.359
3	2:49.766	47.206	1:17.891	44.669	198.5	8:31.125	3	2:49.766	47.206	1:17.891	44.669	198.5	8:31.125
4	3:01.138	46.812	1:22.575	51.751	195.3	11:32.263	4	3:01.138	46.812	1:22.575	51.751	195.3	11:32.263
5	4:00.695	1:04.607	1:54.141	1:01.947	98.3	15:32.958	5	4:00.695	1:04.607	1:54.141	1:01.947	98.3	15:32.958
6	3:48.870	1:04.183	1:42.781	1:01.906	118.3	19:21.828	6	3:48.870	1:04.183	1:42.781	1:01.906	118.3	19:21.828
7	3:21.767	1:03.117	1:34.110	44.540	118.9	22:43.595	7	3:21.767	1:03.117	1:34.110	44.540	118.9	22:43.595



Colmore - Youngtimer Touring Car Chall

SPA SUMMER CLASSIC

Race 2

Sector Analysis

— Invalidated Lap ■ Personal Best ■ Session Best B Crossing the pit lane

Lap	Time	Sector 1	Sector 2	Sector 3	T.Spd	Elapsed	Lap	Time	Sector 1	Sector 2	Sector 3	T.Spd	Elapsed
8	3:09.946	46.730	1:23.577	59.639	186.2	25:53.541							
9	4:11.828	1:23.425	1:41.987	1:06.416	94.7	30:05.369							
10	3:47.288	1:13.391	1:36.736	57.161	116.8	33:52.657							
289 Markus STEININGER DEU													
SUNBEAM Tiger													
1	3:42.486	1:16.716	1:31.507	54.263		3:42.486							
2	3:14.023	54.705	1:28.744	50.574	155.2	6:56.509							
3	3:13.482	53.414	1:27.862	52.206	161.2	10:09.991							
4	3:53.237	58.399	1:50.722	1:04.116	145.4	14:03.228							
5	3:58.650	1:01.323	1:54.253	1:03.074	113.9	18:01.878							
6	3:38.564	1:00.725	1:39.692	58.147	118.3	21:40.442							
7	3:15.155	53.513	1:26.618	55.024	163.6	24:55.597							
8	3:41.892	1:06.307	1:34.838	1:00.747	117.8	28:37.489							
9	3:46.661	1:04.629	1:41.923	1:00.109	117.0	32:24.150							
10	3:26.802	1:00.672	1:31.588	54.542	156.1	35:50.952							
300 Patrick ZAHNENBENZ DEU													
ALFA ROMEO GTam													
1	3:45.504	1:18.369	1:32.787	54.348		3:45.504							
2	3:16.115	58.267	1:25.341	52.507	187.2	7:01.619							
3	3:15.404	56.160	1:25.857	53.387	188.8	10:17.023							
4	3:49.572	59.403	1:44.478	1:05.691	180.9	14:06.595							
5	3:57.624	1:00.400	1:53.749	1:03.475	130.9	18:04.219							
6	3:38.267	1:00.820	1:38.604	58.843	142.1	21:42.486							
7	3:19.960	56.592	1:29.776	53.592	168.2	25:02.446							
8	3:39.847	1:03.235	1:36.181	1:00.431	116.1	28:42.293							
9	3:45.965	1:05.398	1:39.135	1:01.432	145.7	32:28.258							
10	3:26.361	1:00.742	1:31.033	54.586	157.4	35:54.619							
451 Stephen SCOTT-DUNWOODIE GBR													
FORD Sierra Cosworth													
1	2:51.082	48.135	1:17.905	45.042		2:51.082							
2	2:49.216	46.230	1:17.786	45.200	184.9	5:40.298							
3	2:48.181	46.246	1:16.515	45.420	192.9	8:28.479							
4	3:02.374	45.895	1:22.084	54.395	204.9	11:30.853							
5	4:00.376	1:03.802	1:54.886	1:01.688	112.5	15:31.229							
6	3:48.230	1:04.268	1:43.492	1:00.470	118.3	19:19.459							
7	3:22.609	1:04.348	1:33.426	44.835	112.1	22:42.068							
8	3:10.933	47.047	1:24.409	59.477	190.1	25:53.001							
9	4:11.907	1:23.326	1:42.236	1:06.345	98.5	30:04.908							
10	3:47.103	1:13.297	1:37.024	56.782	125.1	33:52.011							
481 Morten ERIKSEN DNK													
OPEL Kadett GT/E													
1	3:22.851	1:08.222	1:24.783	49.846		3:22.851							
2	3:05.293	54.395	1:22.160	48.738	193.5	6:28.144							
3	3:02.856	52.685	1:21.324	48.847	191.2	9:31.000							
4	4:16.531	1:17.209	2:01.584	57.738	89.9	13:47.531							
5	4:02.046	1:07.896	1:54.789	59.361	109.9	17:49.577							
6	3:43.618	1:03.392	1:41.012	59.214	133.3	21:33.195							
7	3:04.983	53.752	1:21.112	50.119	186.9	24:38.178							
8	3:49.703	1:12.430	1:38.605	58.668	142.1	28:27.881							
9	3:46.536	1:05.216	1:44.192	57.128	124.9	32:14.417							
10	3:27.302	1:00.404	1:33.406	53.492	159.3	35:41.719							
507 Michael HESS DEU													
Porsche 911 RSR GR5													
1	3:10.961	1:04.370	1:20.328	46.263		3:10.961							
2	2:49.495	48.395	1:16.663	44.437	197.8	6:00.456							
3	2:45.078	47.263	1:13.836	43.979	208.5	8:45.534							
4	3:49.879 B	1:05.086	1:37.908	1:06.885	107.8	12:35.413							
512 Wolfgang POHL DEU													
Porsche 911 RSR													
1	2:48.468	48.552	1:15.737	44.179		2:48.468							
2	2:48.599	47.875	1:16.214	44.510	200.7	5:37.067							
3	2:44.873	46.779	1:14.889	43.205	217.7	8:21.940							
4	2:56.577	47.416	1:19.125	50.036	211.8	11:18.517							
5	4:10.477	1:12.628	1:55.021	1:02.828	102.9	15:28.994							
6	3:48.755	1:03.981	1:43.966	1:00.808	123.1	19:17.749							
7	3:22.041	1:03.474	1:34.599	43.968	114.2	22:39.790							
8	3:07.802	47.880	1:21.821	58.101	212.2	25:47.592							
9	4:13.336	1:25.059	1:43.199	1:05.078	99.2	30:00.928							
10	3:49.432	1:13.537	1:38.235	57.660	122.3	33:50.360							
950 Erik DEN DEKKER NLD													
Porsche 944 Turbo													
1	3:32.234	1:17.144	1:24.203	50.887		3:32.234							
2	2:58.272	50.108	1:21.305	46.859	179.4	6:30.506							
3	2:57.374	49.613	1:20.615	47.146	189.1	9:27.880							
4	3:16.933	56.495	1:27.865	52.573	145.4	12:44.813							
5	3:18.011	54.212	1:34.676	49.123	162.2	16:02.824							
6	3:36.450	51.732	1:46.308	58.410	144.0	19:39.274							
7	3:23.633	1:05.448	1:29.871	48.314	146.5	23:02.907							
8	3:10.456	50.072	1:30.822	49.562	182.1	26:13.363							
9	4:14.146	1:27.891	1:34.204	1:12.051	112.5	30:27.509							
10	3:48.471	1:11.373	1:31.609	1:05.489	100.9	34:15.980							