

Colmore - Youngtimer Touring Car Chall

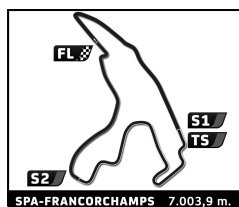
SPA SUMMER CLASSIC

Race 3

Sector Analysis

— Invalidated Lap ■ Personal Best ■ Session Best ■ Crossing the pit lane

Lap	Time	Sector 1	Sector 2	Sector 3	T.Spd	Elapsed	Lap	Time	Sector 1	Sector 2	Sector 3	T.Spd	Elapsed
3 Anita RENES NLD							LOTUS Sunbeam						
1	3:07.808	56.722	1:22.798	48.288		3:07.808	6	3:05.970	52.073	1:23.776	50.121	173.6	18:24.262
2	3:05.997	52.880	1:24.709	48.408	158.8	6:13.805	7	3:05.207	52.100	1:24.182	48.925	174.5	21:29.469
3	3:08.802	52.956	1:25.860	49.986	171.2	9:22.607	8	3:05.104	52.075	1:24.344	48.685	179.1	24:34.573
4	3:22.858B	51.517	1:23.506	1:07.835	189.1	12:45.465	9	3:02.129	51.118	1:22.641	48.370	178.2	27:36.702
							10	3:04.279	51.012	1:23.588	49.679	181.2	30:40.981
5 Ron REYES NLD							MERCEDES BENZ 190						
1	3:32.364	1:12.624	1:27.330	52.410		3:32.364	1	3:25.782	1:07.921	1:27.102	50.759		3:25.782
2	3:12.497	54.947	1:27.449	50.101	174.2	6:44.861	2	3:11.278	54.815	1:25.276	51.187	177.3	6:37.060
3	3:10.196	54.319	1:26.300	49.577	173.4	9:55.057	3	3:13.865	54.910	1:27.385	51.570	173.1	9:50.925
4	3:09.438	53.876	1:24.806	50.756	171.2	13:04.495	4	3:13.452	54.994	1:27.031	51.427	173.4	13:04.377
5	3:07.719	53.555	1:24.330	49.834	172.0	16:12.214	5	3:15.800	55.551	1:28.737	51.512	163.6	16:20.177
6	3:08.559	54.012	1:24.982	49.565	180.0	19:20.773	6	3:17.583	55.990	1:29.145	52.448	169.0	19:37.760
7	3:12.791	54.199	1:28.453	50.139	171.4	22:33.564	7	3:15.477	56.554	1:27.348	51.575	158.8	22:53.237
8	3:13.169	54.666	1:27.902	50.601	162.2	25:46.733	8	3:16.981	56.811	1:28.919	51.251	157.0	26:10.218
9	3:14.494	54.521	1:29.156	50.817	155.4	29:01.227	9	3:16.489	55.698	1:29.848	50.943	169.0	29:26.707
10	3:11.864	54.052	1:25.955	51.857	173.6	32:13.091	10	3:19.541	56.477	1:29.881	53.183	174.5	32:46.248
7 Adrian GRENZ DEU							PORSCHE 911 RSR Jagermeister						
1	3:02.108	54.942	1:20.209	46.957		3:02.108	1	3:18.247	1:03.597	1:24.298	50.352		3:18.247
2	2:57.743	50.804	1:20.177	46.762	199.6	5:59.851	2	3:08.451	55.145	1:23.830	49.476	182.4	6:26.698
3	2:57.483	50.865	1:19.542	47.076	197.1	8:57.334	3	6:51.757B	53.895	4:39.249	1:18.613	184.9	13:18.455
4	2:57.963	51.069	1:21.064	45.830	205.3	11:55.297							
5	3:15.559B	50.524	1:22.057	1:02.978	193.2	15:10.856							
8 Roger BOLLIGER CHE							PONTIAC Trans AM SCCA						
1	2:48.125	46.506	1:17.031	44.588		2:48.125	1	2:57.127	52.566	1:19.451	45.110		2:57.127
2	2:47.624	45.334	1:17.043	45.247	204.9	5:35.749	2	2:51.256	48.153	1:18.495	44.608	200.4	5:48.383
3	2:48.251	46.937	1:17.112	44.202	207.7	8:24.000	3	2:48.663	47.641	1:16.686	44.336	207.7	8:37.046
4	2:49.360	47.467	1:17.308	44.585	191.2	11:13.360	4	2:49.984	48.315	1:17.454	44.215	196.4	11:27.030
5	2:48.745	45.097	1:19.389	44.259	203.0	14:02.105	5	2:49.825	47.717	1:17.226	44.882	203.8	14:16.855
6	2:54.484	48.557	1:19.413	46.514	216.4	16:56.589	6	2:52.995	48.133	1:18.926	45.936	204.2	17:09.850
7	3:26.751B	49.034	1:26.483	1:11.234	187.5	20:23.340	7	2:54.063	48.897	1:18.722	46.444	174.8	20:03.913
							8	2:55.385	48.840	1:20.410	46.135	175.0	22:59.298
							9	2:54.939	49.132	1:19.932	45.875	173.9	25:54.237
							10	2:55.836	49.418	1:20.282	46.136	167.2	28:50.073
							11	2:56.331	49.034	1:20.519	46.778	185.9	31:46.404
10 Ties MEEUWISSEN NLD							FORD Mustang						
1	3:13.416	1:01.605	1:23.865	47.946		3:13.416	1	2:51.603	50.376	1:16.670	44.557		2:51.603
2	3:03.066	50.751	1:23.921	48.394	182.4	6:16.482	2	2:45.302	46.457	1:14.840	44.005	185.2	5:36.905
3	3:02.992	51.623	1:23.857	47.512	170.9	9:19.474	3	2:48.986	46.666	1:16.892	45.428	199.6	8:25.891
4	3:01.589	51.029	1:23.356	47.204	183.7	12:21.063	4	2:47.830	46.231	1:17.374	44.225	216.4	11:13.721
5	3:07.607	52.130	1:25.244	50.233	188.8	15:28.670	5	2:45.426	46.778	1:15.675	42.973	210.5	13:59.147
6	3:07.423	52.798	1:25.210	49.415	175.9	18:36.093	6	2:47.516	45.644	1:16.057	45.815	226.9	16:46.663
7	3:05.326	51.625	1:24.978	48.723	184.9	21:41.419	7	2:48.400	47.553	1:16.103	44.744	179.4	19:35.063
8	3:28.558B	52.215	1:31.177	1:05.166	162.7	25:09.977	8	2:50.029	47.275	1:18.729	44.025	180.6	22:25.092
							9	2:45.582	46.524	1:15.132	43.926	188.5	25:10.674
							10	2:45.555	46.263	1:15.923	43.369	194.9	27:56.229
							11	2:43.117	46.158	1:13.923	43.036	192.9	30:39.346
16 Rodney FROST GBR							JAGUAR XJS HE						
1	3:08.564	56.960	1:23.583	48.021		3:08.564	1	3:13.516	1:04.902	1:22.106	46.508		3:13.516
2	3:03.437	51.443	1:22.781	49.213	197.1	6:12.001	2	2:55.347	47.992	1:21.895	45.460	161.7	6:08.863
3	3:01.223	51.490	1:21.419	48.314	190.8	9:13.224							
4	3:01.654	50.842	1:22.567	48.245	192.2	12:14.878							
5	3:03.414	50.801	1:23.626	48.987	183.7	15:18.292							
19 Leo VAN DER BEEK NLD							PORSCHE 911 Carrera						
1	3:25.782	1:07.921	1:27.102	50.759		3:25.782							
2	3:11.278	54.815	1:25.276	51.187	177.3	6:37.060							
3	3:13.865	54.910	1:27.385	51.570	173.1	9:50.925							
4	3:13.452	54.994	1:27.031	51.427	173.4	13:04.377							
5	3:15.800	55.551	1:28.737	51.512	163.6	16:20.177							
6	3:17.583	55.990	1:29.145	52.448	169.0	19:37.760							
7	3:15.477	56.554	1:27.348	51.575	158.8	22:53.237							
8	3:16.981	56.811	1:28.919	51.251	157.0	26:10.218							
9	3:16.489	55.698	1:29.848	50.943	169.0	29:26.707							
10	3:19.541	56.477	1:29.881	53.183	174.5	32:46.248							
20 Harrie WILLEMS NLD							PORSCHE 944						
1	3:18.247	1:03.597	1:24.298	50.352		3:18.247	1	3:18.247	1:03.597	1:24.298	50.352		3:18.247
2	3:08.451	55.145	1:23.830	49.476	182.4	6:26.698	2	3:08.451	55.145	1:23.830	49.476	182.4	6:26.698
3	6:51.757B	53.895	4:39.249	1:18.613	184.9	13:18.455	3	6:51.757B	53.895	4:39.249	1:18.613	184.9	13:18.455
22 Martin GLENNIE GBR							TVR Tuscan Challenge						
1	2:57.127	52.566	1:19.451	45.110		2:57.127	1	2:57.127	52.566	1:19.451	45.110		2:57.127
2	2:51.256	48.153	1:18.495	44.608	200.4	5:48.383	2	2:51.256	48.153	1:18.495	44.608	200.4	5:48.383
3	2:48.663	47.641	1:16.686	44.336	207.7	8:37.046	3	2:48.663	47.641	1:16.686	44.336	207.7	8:37.046
4	2:49.984	48.315	1:17.454	44.215	196.4	11:27.030	4	2:49.984	48.315	1:17.454	44.215	196.4	11:27.030
5	2:49.825	47.717	1:17.226	44.882	203.8	14:16.855	5	2:49.825	47.717	1:17.226	44.882	203.8	14:16.855
6	2:52.995	48.133	1:18.926	45.936	204.2	17:09.850	6	2:52.995	48.133	1:18.926	45.936	204.2	17:09.850
7	2:54.063	48.897	1:18.722	46.444	174.8	20:03.913	7	2:54.063	48.897	1:18.722	46.444	174.8	20:03.913
8	2:55.385	48.840	1:20.410	46.135	175.0	22:59.298	8	2:55.385	48.840	1:20.410	46.135	175.0	22:59.298
9	2:54.939	49.132	1:19.932	45.875	173.9	25:54.237	9	2:54.939	49.132	1:19.932	45.875	173.9	25:54.237
10	2:55.836	49.418	1:20.282	46.136	167.2	28:50.073	10	2:55.836	49.418	1:20.282	46.136	167.2	28:50.073
11	2:56.331	49.034	1:20.519	46.778	185.9	31:46.404	11	2:56.331	49.034	1:20.519	46.778	185.9	31:46.404
24 Kenneth SUNDFORS SWE							PORSCHE 944						
1	2:51.603	50.376	1:16.670	44.557		2:51.603	1	2:51.603	50.376	1:16.670	44.557		2:51.603
2	2:45.302	46.457	1:14.840	44.005	185.2	5:36.905	2	2:45.302	46.457	1:14.840	44.005	185.2	5:36.905
3	2:48.986	46.666	1:16.892	45.428	199.6	8:25.891	3	2:48.986	46.666	1:16.892	45.428	199.6	8:25.891
4	2:47.830	46.231	1:17.374	44.225	216.4	11:13.721	4						



Colmore - Youngtimer Touring Car Chall

SPA SUMMER CLASSIC

Race 3

Sector Analysis

— Invalidated Lap ■ Personal Best ■ Session Best B Crossing the pit lane

Lap	Time	Sector 1	Sector 2	Sector 3	T.Spd	Elapsed	Lap	Time	Sector 1	Sector 2	Sector 3	T.Spd	Elapsed
3	2:57.087	47.697	1:21.840	47.550	181.5	9:05.950	5	3:11.097	50.775	1:27.792	52.530	174.2	16:00.818
4	2:55.377	48.586	1:20.619	46.172	181.8	12:01.327	6	3:16.464	53.566	1:30.403	52.495	147.9	19:17.282
5	2:54.560	47.852	1:19.159	47.549	172.5	14:55.887	7	3:19.519	53.349	1:32.923	53.247	152.3	22:36.801
6	2:53.917	47.582	1:20.088	46.247	172.0	17:49.804	8	3:12.674	52.678	1:29.470	50.526	147.1	25:49.475
7	2:54.198	48.587	1:19.636	45.975	179.1	20:44.002	9	3:11.095	51.699	1:28.928	50.468	159.1	29:00.570
8	2:51.569	47.307	1:18.712	45.550	179.4	23:35.571	10	3:11.452	50.814	1:27.682	52.956	164.9	32:12.022
9	2:51.143	47.318	1:18.284	45.541	173.6	26:26.714							
10	2:50.803	47.187	1:17.944	45.672	172.2	29:17.517							
11	2:53.364	46.916	1:19.016	47.432	180.9	32:10.881							

31 Jan DE HEK NLD
ALFA ROMEO Giulia GT

1	3:15.435	1:03.302	1:24.310	47.823		3:15.435
2	3:03.129	53.105	1:22.088	47.936	186.5	6:18.564
3	3:03.368	53.513	1:21.971	47.884	188.2	9:21.932
4	3:04.744	53.331	1:22.650	48.763	190.8	12:26.676
5	3:08.475	53.247	1:24.585	50.643	183.4	15:35.151
6	3:12.350	55.414	1:25.980	50.956	173.1	18:47.501
7	3:08.433	54.837	1:23.890	49.706	178.8	21:55.934
8	3:07.544	54.402	1:23.393	49.749	182.4	25:03.478
9	3:06.248	54.162	1:22.677	49.409	175.9	28:09.726
10	3:05.616	54.070	1:21.684	49.862	191.2	31:15.342

34 Gerd TEKAAT DEU
CHEVROLET Camaro

1	3:06.488	57.299	1:22.638	46.551		3:06.488
2	2:58.609	48.748	1:22.040	47.821	190.8	6:05.097
3	3:00.294	49.336	1:23.706	47.252	186.5	9:05.391
4	3:01.059	49.512	1:24.121	47.426	170.6	12:06.450
5	2:59.484	48.971	1:22.772	47.741	188.5	15:05.934
6	3:02.042	50.197	1:24.220	47.625	177.0	18:07.976
7	2:59.846	49.597	1:22.355	47.894	193.5	21:07.822
8	2:57.590	49.218	1:22.153	46.219	185.9	24:05.412
9	2:59.068	49.279	1:22.676	47.113	176.2	27:04.480
10	2:58.002	48.931	1:21.716	47.355	202.2	30:02.482
11	2:56.265	48.442	1:21.466	46.357	172.8	32:58.747

35 Mike MANNING GBR
FORD Sierra RS500

1	2:49.797	47.238	1:17.339	45.220		2:49.797
2	2:49.568	46.629	1:17.625	45.314	194.6	5:39.365
3	2:48.399	46.695	1:16.915	44.789	192.9	8:27.764
4	2:48.259	46.279	1:17.331	44.649	200.7	11:16.023
5	2:48.793	46.718	1:17.569	44.506	197.1	14:04.816
6	2:53.202	46.279	1:20.355	46.568	210.1	16:58.018
7	2:53.431	47.400	1:19.487	46.544	197.8	19:51.449
8	2:53.640	47.173	1:19.148	47.319	198.5	22:45.089
9	2:54.924	47.309	1:22.105	45.510	183.4	25:40.013
10	2:57.088	49.165	1:21.061	46.862	184.3	28:37.101
11	3:00.434	48.715	1:22.121	49.598	182.7	31:37.535

38 Philipp ZUMSTEIN CHE
TVR Griffith 200

1	3:23.704	1:04.881	1:28.167	50.656		3:23.704
2	3:09.360	51.963	1:27.592	49.805	154.5	6:33.064
3	3:08.697	51.072	1:26.916	50.709	160.7	9:41.761
4	3:07.960	50.565	1:26.851	50.544	183.1	12:49.721

42 Christian MARX DEU
Triumph TR8 IMSA

1	2:56.530	52.097	1:19.573	44.860		2:56.530
2	2:51.617	48.129	1:18.826	44.662	214.7	5:48.147
3	2:51.707	47.966	1:18.766	44.975	195.7	8:39.854
4	2:52.350	47.619	1:19.790	44.941	216.4	11:32.204
5	2:52.806	47.752	1:19.222	45.832	215.6	14:25.010
6	2:59.368	48.307	1:23.274	47.787	192.2	17:24.378
7	3:01.559	49.912	1:23.595	48.052	175.6	20:25.937
8	2:58.544	49.843	1:21.869	46.832	177.0	23:24.481
9	2:58.892	48.994	1:23.311	46.587	173.9	26:23.373
10	2:52.803	48.356	1:19.466	44.981	197.8	29:16.176
11	2:53.000	47.483	1:19.217	46.300	203.0	32:09.176

44 Michael WATSON GBR
FORD RS Cosworth

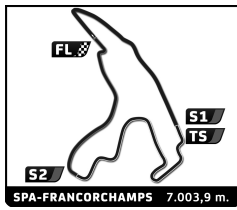
1	3:28.502	1:08.361				3:28.502
2	3:07.305	52.930			178.2	6:35.807
3	3:09.046	52.243			187.2	9:44.853
4	3:09.177	52.145			182.4	12:54.030
5	3:07.667	52.846			181.5	16:01.697
6	3:13.004	52.572			174.8	19:14.701
7	3:18.697	55.094			172.5	22:33.398
8	3:11.465	53.273			179.4	25:44.863
9	3:09.617	53.891			172.5	28:54.480
10	3:11.307	52.677			180.6	32:05.787

54 David BENGSSON SWE
PORSCHE 944 Turbo

1	3:04.761	55.388	1:21.662	47.711		3:04.761
2	3:01.329	52.254	1:20.562	48.513	201.1	6:06.090
3	3:01.436	54.135	1:18.988	48.313	183.4	9:07.526
4	3:00.401	52.476	1:19.879	48.046	187.5	12:07.927
5	3:00.032	53.545	1:17.491	48.996	186.9	15:07.959
6	2:58.050	50.894	1:20.704	46.452	199.6	18:06.009
7	2:54.314	50.083	1:18.355	45.876	203.8	21:00.323
8	2:55.346	50.910	1:18.747	45.689	195.7	23:55.669
9	2:53.853	51.117	1:16.741	45.995	194.6	26:49.522
10	2:55.421	49.857	1:19.374	46.190	196.7	29:44.943
11	2:54.877	50.648	1:17.557	46.672	196.0	32:39.820

64 Frank DE HEK NLD
ALFA ROMEO Giulia

1	3:16.940	1:02.161	1:24.497	50.282		3:16.940
2	3:06.655	54.234	1:23.075	49.346	182.7	6:23.595
3	3:05.711	53.731	1:22.639	49.341	181.5	9:29.306
4	3:06.444	53.977	1:23.267	49.200	182.1	12:35.750
5	3:08.545	54.255	1:23.865	50.425	181.5	15:44.295
6	3:08.389	54.580	1:23.590	50.219	177.6	18:52.684
7	3:06.672	54.267	1:23.329	49.076	181.8	21:59.356



Colmore - Youngtimer Touring Car Chall

SPA SUMMER CLASSIC

Race 3

Sector Analysis

— Invalidated Lap

■ Personal Best

■ Session Best

B Crossing the pit lane

Lap	Time	Sector 1	Sector 2	Sector 3	T.Spd	Elapsed
8	3:05.927	53.974	1:22.818	49.135	183.4	25:05.283
9	3:05.779	53.721	1:22.998	49.060	177.6	28:11.062

68 Lars ROSENFELDT DNK						
RENAULT Alpine A310						
1	3:33.054	1:08.618	1:30.689	53.747		3:33.054
2	3:17.795	55.468	1:29.086	53.241	166.9	6:50.849
3	3:20.676	56.949	1:29.027	54.700	178.8	10:11.525
4	3:24.587	57.708	1:30.423	56.456	175.3	13:36.112
5	3:33.772	59.728	1:35.560	58.484	172.2	17:09.884
6	3:52.525 B	1:01.639	1:38.398	1:12.488	163.9	21:02.409

73 Kim CHRISTENSEN DNK						
JENSEN Healey						
1	3:25.066	1:05.538	1:28.347	51.181		3:25.066
2	3:09.426	53.277	1:25.568	50.581	185.6	6:34.492
3	3:09.193	52.813	1:25.932	50.448	188.2	9:43.685
4	3:10.307	52.694	1:26.386	51.227	194.9	12:53.992
5	3:12.264	53.377	1:26.612	52.275	178.5	16:06.256
6	3:12.910	53.592	1:27.068	52.250	183.1	19:19.166
7	3:15.509	53.446	1:28.697	53.366	158.1	22:34.675
8	3:11.359	53.195	1:27.807	50.357	180.9	25:46.034
9	3:09.552	53.404	1:26.410	49.738	172.2	28:55.586
10	3:10.294	52.320	1:25.872	52.102	177.9	32:05.880

85 Daniel BROWN GBR						
FORD Sierra RS500						
1	2:50.779	49.306	1:16.884	44.589		2:50.779

86 Sean BROWN GBR						
FORD Escort MK1 BDG						
1	3:09.063	58.666	1:22.242	48.155		3:09.063
2	2:57.671	51.200	1:20.014	46.457	185.6	6:06.734
3	3:00.260	50.473	1:21.657	48.130	174.8	9:06.994
4	3:00.320	50.418	1:21.951	47.951	182.1	12:07.314
5	3:00.545	50.935	1:20.246	49.364	188.2	15:07.859
6	3:02.071	51.627	1:21.199	49.245	171.2	18:09.930
7	2:59.285	51.342	1:19.902	48.041	193.2	21:09.215
8	2:58.587	51.339	1:19.712	47.536	184.0	24:07.802
9	2:58.398	51.489	1:19.793	47.116	180.3	27:06.200
10	3:01.210	51.658	1:20.814	48.738	182.4	30:07.410
11	3:06.125	52.680	1:23.009	50.436	175.0	33:13.535

91 Rikard HASSELBLAD SWE						
CHEVRON B8						
1	3:00.216	53.421	1:20.595	46.200		3:00.216
2	2:56.111	49.939	1:19.610	46.562	193.2	5:56.327
3	2:56.064	49.731	1:18.720	47.613	189.5	8:52.391
4	2:57.167	49.825	1:21.229	46.113	185.6	11:49.558
5	2:56.954	49.693	1:20.094	47.167	183.1	14:46.512
6	3:02.368	50.556	1:21.646	50.166	170.3	17:48.880
7	3:05.656	52.700	1:23.905	49.051	162.7	20:54.536
8	3:06.035	52.818	1:24.533	48.684	156.7	24:00.571
9	2:59.989	50.646	1:21.343	48.000	175.0	27:00.560
10	2:59.288	50.843	1:20.640	47.805	180.6	29:59.848
11	2:57.992	49.921	1:21.057	47.014	186.9	32:57.840

93 Robbert-Jan VAN DE LEUR NLD						
RENAULT Alpine A310 V6						
1	3:33.613	1:10.858	1:28.728	54.027		3:33.613
2	3:12.093	54.614	1:27.634	49.845	170.3	6:45.706
3	3:10.332	53.643	1:27.307	49.382	165.9	9:56.038
4	3:09.015	53.698	1:25.035	50.282	165.1	13:05.053
5	3:08.048	53.516	1:25.161	49.371	161.4	16:13.101
6	3:08.147	53.167	1:26.107	48.873	166.2	19:21.248

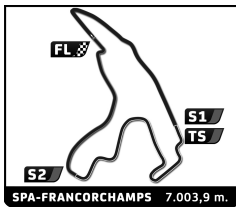
99 Roel SCHMITZ NLD						
PORSCHE 964 RS						
1	3:04.087	55.299	1:20.875	47.913		3:04.087
2	2:57.590	50.651	1:19.754	47.185	196.7	6:01.677
3	2:56.839	50.517			204.2	8:58.516
4	2:55.535	49.961			207.7	11:54.051
5	2:55.360	49.415			211.4	14:49.411
6	2:58.582	50.515			203.0	17:47.993
7	2:57.416	50.882			186.5	20:45.409
8	2:54.988	49.651			207.3	23:40.397
9	2:57.627	49.891	1:19.693	48.043	203.0	26:38.024
10	2:55.276	49.153	1:19.816	46.307	198.5	29:33.300
11	2:57.458	50.294			203.8	32:30.758

114 Ruben DE BRUIN NLD						
OPEL Kadett B						
1	3:20.317	1:05.071	1:26.183	49.063		3:20.317
2	3:06.706	54.553	1:22.709	49.444	184.6	6:27.023
3	3:04.937	54.458	1:21.224	49.255	183.4	9:31.960
4	3:05.288	54.643	1:21.486	49.159	181.8	12:37.248
5	3:07.338	54.661	1:22.396	50.281	180.9	15:44.586
6	3:08.254	55.177	1:23.118	49.959	177.6	18:52.840
7	3:07.114	54.909	1:22.895	49.310	175.3	21:59.954
8	3:06.871	54.958	1:23.006	48.907	178.5	25:06.825
9	3:04.990	54.732	1:21.267	48.991	182.1	28:11.815
10	3:04.542	54.192	1:21.360	48.990	184.3	31:16.357

122 Ed VAN HEUSDEN NLD						
PORSCHE 944						
1	3:15.666	1:06.899	1:21.656	47.111		3:15.666
2	2:55.413	47.379	1:21.589	46.445	199.3	6:11.079
3	4:27.892 B	1:07.563	1:53.836	1:26.493	112.5	10:38.971

124 Marcel VAN RIJSWICK NLD						
PORSCHE 964						
1	2:54.303	52.029	1:16.973	45.301		2:54.303
2	2:50.273	47.903	1:17.669	44.701	223.6	5:44.576
3	2:50.377	48.118	1:17.362	44.897	225.0	8:34.953
4	2:49.806	48.143	1:17.519	44.144	222.2	11:24.759
5	2:51.885	48.134	1:17.539	46.212	223.1	14:16.644
6	3:15.154 B	48.919	1:21.902	1:04.333	199.6	17:31.798

139 Christian NOWAK DEU						
CN-Cobra						
1	2:41.130	44.113	1:14.355	42.662		2:41.130
2	2:43.866	43.828	1:16.101	43.937	198.9	5:24.996
3	2:42.790	43.995	1:15.587	43.208	201.5	8:07.786



Colmore - Youngtimer Touring Car Chall

SPA SUMMER CLASSIC

Race 3

Sector Analysis

— Invalidated Lap ■ Personal Best ■ Session Best B Crossing the pit lane

Lap	Time	Sector 1	Sector 2	Sector 3	T.Spd	Elapsed	Lap	Time	Sector 1	Sector 2	Sector 3	T.Spd	Elapsed
4	2:48.077	45.700	1:18.729	43.648	196.4	10:55.863	5	3:17.609	56.342	1:27.867	53.400	187.8	16:26.946
5	2:48.424	45.979	1:17.955	44.490	190.8	13:44.287	6	3:25.051	59.058	1:31.211	54.782	167.4	19:51.997
6	2:56.426	46.657	1:23.366	46.403	192.2	16:40.713	7	3:21.617	59.508	1:30.123	51.986	165.6	23:13.614
7	2:45.439	44.582	1:17.444	43.413	210.5	19:26.152	8	3:25.822	58.910	1:31.560	55.352	171.7	26:39.436
8	2:49.029	46.372	1:18.997	43.660	182.7	22:15.181	9	3:23.365	59.263	1:29.822	54.280	172.5	30:02.801
9	2:46.502	43.927	1:18.228	44.347	208.5	25:01.683	10	3:28.362	59.516	1:33.313	55.533	160.5	33:31.163
10	2:44.738	44.553	1:17.114	43.071	203.0	27:46.421							
11	2:47.100	44.679	1:18.324	44.097	211.4	30:33.521							

147 Piers James MASARATI GBR
PORSCHE Turbo

1	2:52.394	49.563	1:17.989	44.842		2:52.394
2	2:47.452	46.687	1:16.042	44.723	206.5	5:39.846
3	2:59.856 B	47.351	1:17.828	54.677	207.7	8:39.702

161 Dimitri GALANIDIS NLD
PORSCHE 964RS

1	2:59.553	53.245	1:20.012	46.296		2:59.553
2	2:53.720	49.602	1:18.612	45.506	203.4	5:53.273
3	2:54.783	49.732	1:18.999	46.052	184.9	8:48.056
4	3:00.068	51.172	1:22.415	46.481	172.0	11:48.124
5	2:57.091	49.987	1:19.355	47.749	206.1	14:45.215
6	2:57.675	50.068	1:21.269	46.338	183.7	17:42.890
7	2:56.981	50.807	1:20.091	46.083	186.5	20:39.871
8	2:58.415	51.491	1:20.248	46.676	177.3	23:38.286
9	2:58.955	49.774	1:21.541	47.640	194.9	26:37.241
10	2:56.895	49.557	1:21.246	46.092	183.1	29:34.136
11	2:57.278	50.686	1:20.145	46.447	190.8	32:31.414

199 Niklas MARTENSSON SWE
PORSCHE 944

1	2:53.325	50.772	1:17.440	45.113		2:53.325
2	2:52.372	49.398	1:17.408	45.566	213.0	5:45.697
3	2:50.693	49.579	1:16.172	44.942	214.3	8:36.390
4	2:51.609	49.888	1:17.247	44.474	208.1	11:27.999
5	3:24.609 B	48.930	1:20.646	1:15.033	216.0	14:52.608

271 Laki CHRISTOFOROU GBR
FORD Escort MKII

1	2:51.754	48.853	1:17.785	45.116		2:51.754
2	2:50.301	47.918	1:18.075	44.308	203.8	5:42.055
3	2:47.007	46.845	1:16.128	44.034	221.8	8:29.062
4	2:46.759	46.953	1:15.731	44.075	226.4	11:15.821
5	2:47.494	46.881	1:16.032	44.581	218.2	14:03.315
6	2:54.535	47.903	1:20.459	46.173	200.7	16:57.850
7	2:53.479	48.189	1:19.863	45.427	185.6	19:51.329
8	2:51.871	48.535	1:18.310	45.026	188.2	22:43.200
9	2:53.350	47.951	1:20.272	45.127	184.6	25:36.550
10	2:51.309	48.109	1:17.992	45.208	204.9	28:27.859
11	2:53.367	48.703	1:18.566	46.098	198.5	31:21.226

300 Patrick ZAHNENBENZ DEU
ALFA ROMEO GTam

1	3:34.956	1:13.822	1:26.636	54.498		3:34.956
2	3:12.064	57.034	1:24.372	50.658	188.5	6:47.020
3	3:13.435	56.807	1:26.872	49.756	186.2	10:00.455
4	3:08.882	56.170	1:22.439	50.273	187.8	13:09.337

451 Stephen SCOTT-DUNWOODIE GBR
FORD Sierra Cosworth

1	2:48.803	47.204	1:17.032	44.567		2:48.803
2	2:47.341	45.701	1:16.589	45.051	200.0	5:36.144
3	2:49.582	46.753	1:17.230	45.599	192.5	8:25.726
4	2:48.632	46.711	1:17.533	44.388	194.6	11:14.358
5	2:49.234	46.779	1:16.996	45.459	196.7	14:03.592
6	2:54.882	48.264	1:20.299	46.319	191.8	16:58.474
7	2:53.491	48.549	1:19.411	45.531	178.8	19:51.965
8	2:52.315	47.564	1:18.805	45.946	194.9	22:44.280
9	2:50.351	46.470	1:19.522	44.359	191.2	25:34.631
10	2:49.022	46.532	1:17.357	45.133	194.2	28:23.653
11	2:49.489	46.088	1:16.512	46.889	201.5	31:13.142

481 Morten ERIKSEN DNK
OPEL Kadett GT/E

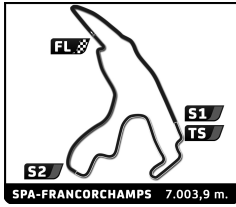
1	3:11.113	1:02.188	1:20.487	48.438		3:11.113
2	3:05.997	55.119	1:21.980	48.898	192.9	6:17.110
3	3:03.172	52.926	1:22.076	48.170	187.8	9:20.282
4	3:02.285	53.314	1:20.625	48.346	189.8	12:22.567
5	3:05.023	54.012	1:21.333	49.678	184.9	15:27.590
6	3:05.714	53.842	1:21.693	50.179	183.7	18:33.304
7	3:04.083	54.186	1:20.592	49.305	186.9	21:37.387
8	3:03.005	53.236	1:20.327	49.442	185.2	24:40.392
9	3:03.534	53.607	1:21.519	48.408	184.9	27:43.926
10	3:04.315	54.455	1:20.840	49.020	183.1	30:48.241

512 Wolfgang POHL DEU
PORSCHE 911 RSR

1	2:51.466	48.478	1:17.495	45.493		2:51.466
2	2:48.620	48.690	1:15.479	44.451	217.3	5:40.086
3	2:46.660	47.450	1:15.596	43.614	211.4	8:26.746
4	2:45.929	46.182	1:16.263	43.484	208.1	11:12.675
5	2:46.445	47.610	1:15.175	43.660	221.8	13:59.120
6	2:51.134	49.458	1:16.979	44.697	217.7	16:50.254
7	2:49.430	48.379	1:16.885	44.166	203.8	19:39.684
8	2:50.723	47.820	1:17.011	45.892	202.2	22:30.407
9	2:50.491	48.384	1:17.350	44.757	206.9	25:20.898
10	2:50.788	48.790	1:17.645	44.353	203.0	28:11.686
11	2:49.344	48.185	1:16.504	44.655	203.0	31:01.030

950 Erik DEN DEKKER NLD
PORSCHE 944 Turbo

1	3:04.050	57.042	1:20.016	46.992		3:04.050
2	2:54.052	49.553	1:18.658	45.841	189.5	5:58.102
3	2:53.736	49.203	1:18.114	46.419	179.4	8:51.838
4	2:56.700	49.656	1:20.467	46.577	184.3	11:48.538
5	2:56.311	49.757	1:19.690	46.864	187.2	14:44.849
6	2:55.669	49.764	1:18.623	47.282	188.5	17:40.518
7	2:56.360	50.237	1:19.106	47.017	178.8	20:36.878



Colmore - Youngtimer Touring Car Chall

SPA SUMMER CLASSIC

Race 3

Sector Analysis

— Invalidated Lap ■ Personal Best ■ Session Best B Crossing the pit lane

Lap	Time	Sector 1	Sector 2	Sector 3	T.Spd	Elapsed	Lap	Time	Sector 1	Sector 2	Sector 3	T.Spd	Elapsed
8	2:55.114	50.143	1:18.702	46.269	170.9	23:31.992							
9	2:55.203	49.607	1:18.786	46.810	186.2	26:27.195							
10	2:53.302	49.025	1:18.497	45.780	197.4	29:20.497							
11	2:54.807	49.101	1:18.925	46.781	197.1	32:15.304							