

Bimmer Race Car Challenge SPA SUMMER CLASSIC

Race 1

Sector Analysis

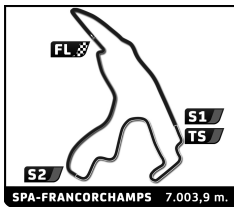
— Invalidated Lap

■ Personal Best

■ Session Best

B Crossing the pit lane

Lap	Time	Sector 1	Sector 2	Sector 3	T.Spd	Elapsed	Lap	Time	Sector 1	Sector 2	Sector 3	T.Spd	Elapsed	
3	Alex HEYNES						GBR	9	3:18.234	53.705	1:35.484	49.045	175.0	27:05.467
	BMW M3 E36							10	3:19.321	58.498	1:34.792	46.031	113.4	30:24.788
1	2:56.549	54.025	1:17.783	44.741		2:56.549								
2	2:50.313	49.367	1:16.525	44.421	221.8	5:46.862								
3	2:50.481	49.494	1:16.386	44.601	220.0	8:37.343								
4	2:49.459	49.076	1:16.107	44.276	222.2	11:26.802								
5	2:49.223	48.606	1:16.304	44.313	223.1	14:16.025								
6	3:01.971	49.623	1:16.993	55.355	220.4	17:17.996								
7	3:32.375	1:13.466	1:34.284	44.625	110.9	20:50.371								
8	2:58.774	49.915	1:19.852	49.007	197.1	23:49.145								
9	3:20.231	53.588	1:36.805	49.838	180.0	27:09.376								
10	3:17.190	56.559	1:35.087	45.544	124.7	30:26.566								
6	Hans-Jürgen ERDBRÜGGER						DEU							
	BMW M1 Procar													
1	2:47.670	49.118	1:14.905	43.647		2:47.670								
2	2:44.925	47.262	1:14.371	43.292	214.7	5:32.595								
3	2:44.907	47.424	1:14.379	43.104	219.1	8:17.502								
4	2:43.581	46.658	1:13.713	43.210	222.2	11:01.083								
5	2:44.238	46.730	1:13.922	43.586	222.7	13:45.321								
6	2:53.548	47.054	1:17.497	48.997	218.2	16:38.869								
7	3:33.841 B	57.796	1:25.859	1:10.186	172.2	20:12.710								
8	Coen VINK						NLD							
	BMW 528i Group A													
1	3:09.769	59.808	1:21.356	48.605		3:09.769								
2	3:01.741	52.821	1:20.384	48.536	188.8	6:11.510								
3	2:59.586	52.372	1:19.826	47.388	200.0	9:11.096								
4	3:00.612	53.188	1:19.939	47.485	194.9	12:11.708								
5	3:01.397	53.229	1:20.010	48.158	185.2	15:13.105								
6	3:12.101	57.232	1:24.351	50.518	168.5	18:25.206								
7	3:02.688	54.016	1:20.463	48.209	192.5	21:27.894								
8	4:00.104	56.893	1:59.548	1:03.663	109.8	25:27.998								
9	3:40.053	1:09.743	1:35.486	54.824	149.4	29:08.051								
10	3:00.728	52.520	1:20.655	47.553	182.4	32:08.779								
10	Tim KUIJL						NLD							
	BMW E46 320i WTCC													
1	2:51.624	50.527	1:17.012	44.085		2:51.624								
2	2:47.227	48.199	1:15.233	43.795	218.2	5:38.851								
3	2:48.143	48.031	1:15.891	44.221	206.9	8:26.994								
4	2:48.502	48.373	1:15.458	44.671	213.9	11:15.496								
5	2:48.596	48.393	1:15.853	44.350	214.3	14:04.092								
6	3:10.782	47.988	1:20.573	1:02.221	213.0	17:14.874								
7	3:46.779 B	1:13.877	1:34.543	58.359	112.1	21:01.653								
11	Francisco FREITAS						PRT							
	BMW M3 E30													
1	2:55.562	54.066	1:16.619	44.877		2:55.562								
2	2:48.651	49.040	1:15.460	44.151	210.9	5:44.213								
3	2:48.786	49.283	1:15.616	43.887	216.0	8:32.999								
4	2:48.939	48.974	1:16.021	43.944	206.5	11:21.938								
5	2:48.009	48.583	1:15.351	44.075	214.3	14:09.947								
6	3:06.184	48.779	1:18.671	58.734	214.7	17:16.131								
7	3:32.849	1:13.554	1:35.016	44.279	109.5	20:48.980								
8	2:58.253	49.372	1:19.083	49.798	198.9	23:47.233								
14	John JANSEN						NLD							
	BMW M3 E36													
1	3:02.070	56.195	1:19.844	46.031		3:02.070								
2	2:54.929	48.982	1:19.909	46.038	190.8	5:56.999								
3	2:53.363	48.564	1:18.906	45.893	197.4	8:50.362								
4	2:54.978	49.347	1:19.129	46.502	191.2	11:45.340								
5	2:56.969	49.781	1:19.593	47.595	191.8	14:42.309								
6	3:12.981	48.981	1:28.398	55.602	182.4	17:55.290								
7	3:12.855	1:00.478	1:26.403	45.974	152.5	21:08.145								
8	4:15.809	1:11.441	2:00.166	1:04.202	92.1	25:23.954								
9	3:41.547	1:05.806	1:41.259	54.482	116.0	29:05.501								
10	2:54.332	48.959	1:19.476	45.897	197.1	31:59.833								
16	Marc HAURI						CHE							
	BMW E30 325i Compressor													
1	2:42.199	47.337	1:12.120	42.742		2:42.199								
2	2:42.223	47.060	1:12.706	42.457	215.6	5:24.422								
3	2:41.603	46.774	1:12.470	42.359	220.4	8:06.025								
4	2:42.273	46.847	1:12.816	42.610	223.1	10:48.298								
5	2:42.597	46.441	1:13.105	43.051	224.1	13:30.895								
6	2:59.598	47.059	1:19.555	52.984	208.5	16:30.493								
7	3:29.054	1:01.521	1:20.748	1:06.785	149.2	19:59.547								
8	3:12.364	49.143	1:29.388	53.833	195.7	23:11.911								
9	3:41.870	59.404	1:39.280	1:03.186	117.1	26:53.781								
10	3:28.333	1:03.120	1:37.649	47.564	133.2	30:22.114								
18	Ash MULDOON						GBR							
	BMW M3 E36													
1	2:52.786	51.431	1:16.799	44.556		2:52.786								
2	2:49.022	47.758	1:17.225	44.039	216.4	5:41.808								
3	2:50.214	48.150	1:17.590	44.474	197.4	8:32.022								
4	2:50.829	49.201	1:17.469	44.159	219.5	11:22.851								
5	2:49.993	49.970	1:15.934	44.089	206.9	14:12.844								
6	3:04.322	49.715	1:17.720	56.887	208.5	17:17.166								
7	3:32.413	1:13.347	1:34.488	44.578	110.7	20:49.579								
8	2:59.041	49.417	1:20.159	49.465	188.8	23:48.620								
9	3:20.124	53.306	1:36.951	49.867	183.1	27:08.744								
10	3:17.307	56.800	1:34.278	46.229	127.5	30:26.051								
21	Kim OLESEN						DNK							
	BMW M3													
1	3:15.533	1:02.316	1:23.477	49.740		3:15.533								
2	3:05.798	54.635	1:22.463	48.700	175.3	6:21.331								
3	3:06.619	54.066	1:23.733	48.820	170.9	9:27.950								
4	3:07.391	54.531	1:23.493	49.367	191.5	12:35.341								
5	3:05.908	54.588	1:21.777	49.543	183.7	15:41.249								
6	4:08.506	1:10.146	1:51.965	1:06.395	84.9	19:49.755								
7	3:12.230	54.305	1:27.873	50.052	189.1	23:01.985								
8	3:47.624	1:05.385	1:40.312	1:01.927	127.8	26:49.609								
9	3:32.677	1:03.089	1:38.763	50.825	137.9	30:22.286								
25	Andy CHAN						USA							
	BMW M3 E30													
1	3:23.530	1:09.317	1:24.246	49.967		3:23.530								



Bimmer Race Car Challenge SPA SUMMER CLASSIC

Race 1

Sector Analysis

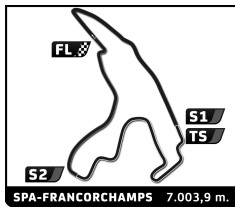
— Invalidated Lap

■ Personal Best

■ Session Best

■ Crossing the pit lane

Lap	Time	Sector 1	Sector 2	Sector 3	T.Spd	Elapsed	Lap	Time	Sector 1	Sector 2	Sector 3	T.Spd	Elapsed
2	3:08.405	54.216	1:24.365	49.824	180.9	6:31.935	3	2:42.883	46.974	1:12.871	43.038	224.1	8:14.337
3	4:16.046B	52.803	1:59.922	1:23.321	177.6	10:47.981	4	2:43.571	47.107	1:13.546	42.918	222.7	10:57.908
30 Geert CROONENBROEK NLD BMW E30							5 2:43.960 46.930 1:13.952 43.078 216.9 13:41.868						
1	3:31.197	1:13.032	1:25.192	52.973		3:31.197	6	2:54.318	47.194	1:13.633	53.491	218.6	16:36.186
2	3:10.227	54.962	1:23.512	51.753	184.0	6:41.424	7	3:26.923	58.284	1:26.838	1:01.801	157.9	20:03.109
3	3:09.856	56.591	1:23.684	49.581	170.6	9:51.280	8	3:09.197	48.947	1:26.811	53.439	216.4	23:12.306
4	3:08.758	55.862	1:22.769	50.127	175.3	13:00.038	9	3:41.847	59.360	1:39.294	1:03.193	116.5	26:54.153
5	3:18.652	55.320	1:24.323	59.009	185.6	16:18.690	10	3:23.762	1:03.293	1:36.279	44.190	131.5	30:17.915
6	3:37.752	56.375	1:33.742	1:07.635	177.3	19:56.442	52 Armand ADRIAANS NLD BMW M3						
7	3:23.926	55.843	1:33.831	54.252	161.4	23:20.368	1	3:14.889	59.938	1:25.267	49.684		3:14.889
8	3:36.621	56.230	1:36.060	1:04.331	163.9	26:56.989	2	3:03.779	53.629	1:21.646	48.504	161.9	6:18.668
9	3:31.898	1:02.622	1:37.100	52.176	120.3	30:28.887	3	3:01.469	52.919	1:20.991	47.559	160.0	9:20.137
36 Mark SMITH GBR BMW M3 E36							4	2:59.062	52.003	1:19.700	47.359	178.5	12:19.199
1	2:36.732	45.207	1:10.816	40.709		2:36.732	5	3:01.890	51.823	1:21.180	48.887	184.6	15:21.089
2	2:33.049	43.526	1:09.524	39.999	231.8	5:09.781	6	4:22.648	1:22.135	1:54.912	1:05.601	97.2	19:43.737
3	2:32.090	43.155	1:09.212	39.723	238.4	7:41.871	7	3:12.987	52.905	1:27.955	52.127	177.6	22:56.724
4	2:36.566	43.272	1:10.509	42.785	240.5	10:18.437	8	3:48.077	1:04.900	1:41.966	1:01.211	128.6	26:44.801
5	2:33.819	43.271	1:09.848	40.700	227.4	12:52.256	9	3:31.756	1:02.882	1:40.332	48.542	135.2	30:16.557
6	2:43.135	44.258	1:10.897	47.980	234.3	15:35.391	65 Jan SCHOUTEN NLD BMW 635csi						
7	4:10.047	1:12.569	1:52.596	1:04.882	90.8	19:45.438	1	2:57.262	54.555	1:17.622	45.085		2:57.262
8	3:07.347	46.323	1:16.628	1:04.396	223.6	22:52.785	2	2:51.095	48.881	1:17.095	45.119	209.3	5:48.357
9	3:49.825	1:06.512	1:42.812	1:00.501	130.0	26:42.610	3	2:50.193	48.816	1:16.316	45.061	211.4	8:38.550
10	3:22.343	1:02.400	1:38.856	41.087	145.2	30:04.953	4	2:50.006	48.819	1:16.201	44.986	215.6	11:28.556
38 Erwin VAN LIESHOUT NLD BMW M3 E30							5	2:49.902	49.014	1:15.962	44.926	204.9	14:18.458
1	3:27.276	1:10.910	1:26.772	49.594		3:27.276	6	3:00.437	49.055	1:17.217	54.165	190.8	17:18.895
2	3:06.468	53.407	1:24.357	48.704	163.6	6:33.744	7	3:32.670	1:13.101	1:34.526	45.043	113.0	20:51.565
3	3:07.181	54.803	1:23.642	48.736	159.5	9:40.925	8	2:59.194	50.446	1:19.191	49.557	185.9	23:50.759
4	2:59.822	52.073	1:20.932	46.817	192.2	12:40.747	9	3:19.052	52.741	1:38.705	47.606	171.4	27:09.811
5	3:02.720	51.248	1:20.432	51.040	175.3	15:43.467	10	3:18.357	56.613	1:35.345	46.399	125.0	30:28.168
6	4:07.101	1:09.034	1:51.645	1:06.422	94.9	19:50.568	67 Andreas DIRING DEU BMW M1 Procar						
7	3:10.552	51.190	1:29.528	49.834	184.6	23:01.120	1	3:42.510	1:30.838	1:23.409	48.263		3:42.510
8	3:47.741	1:04.993	1:40.364	1:02.384	126.0	26:48.861	2	2:55.663	50.221	1:18.979	46.463	167.4	6:38.173
9	3:31.145	1:02.963	1:38.778	49.404	129.0	30:20.006	3	2:58.035	48.759	1:22.347	46.929	185.2	9:36.208
49 Eric DOUART FRA BMW E36 DTM							4	2:56.370	49.707	1:19.864	46.799	198.5	12:32.578
1	2:53.804	52.790	1:16.621	44.393		2:53.804	5	3:01.280	49.990	1:21.386	49.904	172.5	15:33.858
2	2:49.965	48.000	1:16.341	45.624	210.5	5:43.769	6	4:11.297	1:12.212	1:53.689	1:05.396	93.8	19:45.155
3	2:48.835	48.646	1:15.511	44.678	209.7	8:32.604	7	3:08.816	50.750	1:22.692	55.374	186.2	22:53.971
4	2:47.352	48.806	1:15.028	43.518	203.8	11:19.956	8	3:49.610	1:06.669	1:42.253	1:00.688	133.8	26:43.581
5	2:44.839	47.341	1:13.381	44.117	208.9	14:04.795	9	3:28.430	1:02.947	1:40.001	45.482	154.7	30:12.011
6	3:09.335	47.256	1:17.440	1:04.639	208.1	17:14.130	76 Steve MOLE GBR BMW E30 316i						
7	3:31.829	1:14.259	1:33.986	43.584	110.2	20:45.959	1	3:54.057	1:32.320	1:28.774	52.963		3:54.057
8	2:57.260	48.270	1:21.310	47.680	197.8	23:43.219	2	3:15.758	55.382	1:28.337	52.039	157.7	7:09.815
9	3:19.257	55.160	1:36.980	47.117	179.4	27:02.476	3	3:17.294	55.678	1:30.136	51.480	151.3	10:27.109
10	3:22.121	1:00.541	1:34.474	47.106	118.7	30:24.597	111 Michael STEFFNY AUT BMW 320 Gruppe 5						
51 Marc SEESING NLD BMW M3 E30 FINA							1	2:59.157					2:59.157
1	2:47.658	49.418	1:15.007	43.233		2:47.658	2	2:51.129					5:50.286
2	2:43.796	47.588	1:13.419	42.789	220.4	5:31.454	3	2:51.921					8:42.207



Bimmer Race Car Challenge
SPA SUMMER CLASSIC

Race 1

Sector Analysis

— Invalidated Lap

■ Personal Best

■ Session Best

■ Crossing the pit lane

Lap	Time	Sector 1	Sector 2	Sector 3	T.Spd	Elapsed
4	2:50.123					11:32.330
5	2:54.216					14:26.546
6	2:56.935					17:23.481
7	3:30.292					20:53.773
8	2:59.363					23:53.136
9	3:18.980					27:12.116

112 Christian GRAF VON WEDEL DEU
BMW 325i

1	3:07.804	59.325	1:20.617	47.862		3:07.804
2	2:59.003	52.332	1:19.920	46.751	203.8	6:06.807
3	2:59.049	53.425	1:18.815	46.809	199.6	9:05.856
4	2:58.188	52.275	1:19.055	46.858	198.9	12:04.044
5	2:57.961	52.016	1:18.968	46.977	195.3	15:02.005
6	3:04.501	52.839	1:21.294	50.368	176.2	18:06.506
7	3:09.694	53.088	1:28.896	47.710	174.5	21:16.200
8	4:10.887	1:06.618	2:00.210	1:04.059	98.5	25:27.087
9	3:40.263	1:08.597	1:36.920	54.746	151.5	29:07.350
10	2:58.281	52.033	1:19.221	47.027	196.4	32:05.631

114 Lando GRAF VON WEDEL DEU
BMW 325i

1	2:57.865	54.516	1:17.914	45.435		2:57.865
2	2:50.847	49.719	1:15.956	45.172	211.4	5:48.712
3	2:50.327	49.364	1:15.735	45.228	210.9	8:39.039
4	2:50.529	49.564	1:15.695	45.270	210.1	11:29.568
5	2:52.006	50.289	1:16.157	45.560	207.3	14:21.574
6	2:59.081	50.748	1:17.689	50.644	203.8	17:20.655
7	3:31.504	1:12.391	1:33.850	45.263	116.8	20:52.159
8	2:59.261	51.395	1:18.748	49.118	185.6	23:51.420
9	3:19.296	53.182	1:38.333	47.781	180.6	27:10.716
10	3:18.107	55.972	1:35.335	46.800	138.8	30:28.823

115 Alexis GRAF VON WEDEL DEU
BMW 325i

1	3:00.153	54.885	1:17.916	47.352		3:00.153
2	2:51.190	50.135	1:15.962	45.093	208.5	5:51.343
3	2:51.541	50.233	1:16.173	45.135	208.5	8:42.884
4	2:51.133	49.974	1:16.138	45.021	208.9	11:34.017
5	2:52.032	49.979	1:16.259	45.794	209.7	14:26.049
6	2:56.801	50.463	1:17.734	48.604	205.3	17:22.850
7	3:29.814	1:10.945	1:33.545	45.324	123.3	20:52.664
8	2:59.202	52.287	1:19.512	47.403	176.2	23:51.866
9	3:19.355	53.343	1:38.168	47.844	170.6	27:11.221
10	3:17.916	55.852	1:35.210	46.854	135.2	30:29.137

117 Charlotte VERKUIJLEN NLD
BMW 318 Compact

1	3:15.002	56.110	1:21.042	57.850		3:15.002
2	4:01.355	1:54.766	1:19.817	46.772	201.5	7:16.357
3	3:02.465	51.059	1:23.205	48.201	184.9	10:18.822
4	2:54.549	49.295	1:19.503	45.751	198.2	13:13.371
5	3:05.982	48.411	1:18.477	59.094	196.4	16:19.353
6	3:37.422	56.293	1:33.828	1:07.301	166.7	19:56.775
7	3:12.309	51.255	1:28.895	52.159	191.5	23:09.084
8	3:43.899	1:01.699	1:39.197	1:03.003	129.3	26:52.983
9	3:31.567	1:03.108	1:38.297	50.162	135.3	30:24.550

124 Marcus KALKERT DEU
BMW 325i E30

1	3:10.453	59.564	1:22.037	48.852		3:10.453
2	3:00.982	51.923	1:21.156	47.903	184.6	6:11.435
3	2:58.354	51.889	1:19.364	47.101	196.4	9:09.789
4	2:57.880	51.281	1:19.936	46.663	197.4	12:07.669
5	3:00.122	52.273	1:20.302	47.547	192.2	15:07.791
6	3:06.039	53.785	1:22.923	49.331	180.3	18:13.830
7	3:00.940	52.700	1:21.421	46.819	179.7	21:14.770
8	4:11.515	1:07.276	2:00.398	1:03.841	93.4	25:26.285
9	3:40.346	1:08.345	1:37.500	54.501	146.9	29:06.631
10	2:57.658	51.471	1:19.030	47.157	196.4	32:04.289

125 Thomas HERTERICK DEU
BMW 325i E30

1	3:07.148	57.871	1:20.794	48.483		3:07.148
2	2:56.732	51.640	1:18.773	46.319	202.2	6:03.880
3	2:58.925	51.668	1:19.595	47.662	195.3	9:02.805
4	2:57.354	51.610	1:18.799	46.945	201.5	12:00.159
5	2:57.841	52.371	1:18.365	47.105	198.5	14:58.000
6	3:06.884	54.579	1:22.294	50.011	183.4	18:04.884
7	3:05.770	53.692	1:24.896	47.182	180.0	21:10.654
8	4:14.763	1:10.262	2:00.076	1:04.425	88.7	25:25.417
9	3:40.747	1:07.938	1:38.053	54.756	164.4	29:06.164
10	2:58.111	51.851	1:19.873	46.387	180.0	32:04.275

151 Bira VAN HAVER NLD
BMW 325i

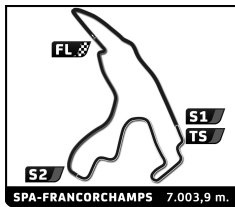
1	3:11.292					3:11.292
2	3:02.468					6:13.760
3	3:02.533					9:16.293
4	3:01.606					12:17.899
5	3:04.143					15:22.042
6	4:22.805					19:44.847
7	3:12.505					22:57.352
8	3:48.705					26:46.057
9	3:32.863					30:18.920

161 Valence GALANIDIS NLD
BMW 325i

1	3:35.249	1:13.732	1:28.206	53.311		3:35.249
2	3:16.224	56.594	1:28.073	51.557	153.4	6:51.473
3	3:15.588	56.782	1:27.073	51.733	166.4	10:07.061
4	3:12.447	55.456	1:26.154	50.837	166.7	13:19.508
5	3:16.550	55.770	1:26.041	54.739	171.7	16:36.058
6	3:26.916	58.238	1:26.728	1:01.950	159.5	20:02.974
7	3:32.216	55.812	1:29.793	1:06.611	175.3	23:35.190
8	3:24.798	56.508	1:26.456	1:01.834	178.8	26:59.988
9	3:35.641	1:02.168	1:40.223	53.250	117.0	30:35.629

177 Morten LAULUND STRAARUP DNK
BMW E36 DTM

1	2:48.281	49.904	1:15.060	43.317		2:48.281
2	2:44.572	47.766	1:13.860	42.946	203.8	5:32.853
3	2:45.054	47.653	1:14.232	43.169	213.4	8:17.907
4	2:43.892	46.737	1:13.664	43.491	219.1	11:01.799

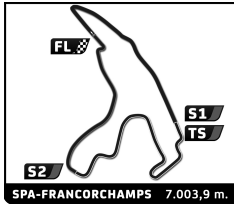


Bimmer Race Car Challenge
SPA SUMMER CLASSIC
Race 1

Sector Analysis

— Invalidated Lap ■ Personal Best ■ Session Best B Crossing the pit lane

Lap	Time	Sector 1	Sector 2	Sector 3	T.Spd	Elapsed	Lap	Time	Sector 1	Sector 2	Sector 3	T.Spd	Elapsed
5	2:44.011	46.775	1:13.441	43.795	215.1	13:45.810	5	3:10.542	54.565	1:23.744	52.233	178.5	16:00.390
6	2:51.978	46.804	1:15.984	49.190	221.3	16:37.788	6	3:51.930	1:00.189	1:45.693	1:06.048	140.3	19:52.320
7	3:25.576	57.683	1:26.304	1:01.589	168.2	20:03.364	7	3:15.932	54.640	1:29.170	52.122	184.0	23:08.252
8	3:13.758	49.080	1:29.930	54.748	200.0	23:17.122	8	3:43.862	1:01.782	1:39.344	1:02.736	128.4	26:52.114
9	3:38.466	58.628	1:36.340	1:03.498	159.3	26:55.588	9	3:34.857	1:03.274	1:38.292	53.291	139.5	30:26.971
10	3:28.017	1:03.562	1:35.673	48.782	122.6	30:23.605							
217 Tom JORGENSEN DNK							353 Mark ELZINGA NLD						
BMW E46 323							BMW 325i						
1	3:16.361	1:02.826	1:23.648	49.887		3:16.361	1	3:31.035	1:14.250	1:25.767	51.018		3:31.035
2	3:05.643	54.282	1:22.764	48.597	171.4	6:22.004	2	3:09.848	57.643	1:21.890	50.315	183.4	6:40.883
3	3:01.365	53.048	1:20.306	48.011	199.3	9:23.369	3	3:09.382	56.992			182.1	9:50.265
4	3:03.845	52.923	1:22.354	48.568	197.4	12:27.214	4	3:11.509	57.060	1:24.131	50.318	177.9	13:01.774
5	3:10.001	53.214	1:24.444	52.343	195.3	15:37.215	5	3:19.491	58.610	1:23.006	57.875	168.5	16:21.265
6	4:11.024	1:12.504	1:52.520	1:06.000	86.3	19:48.239	6	3:37.949	1:03.284	1:25.790	1:08.875	158.6	19:59.214
7	3:11.667	52.652	1:27.955	51.060	164.9	22:59.906	7	3:39.591	55.856	1:32.023	1:11.712	181.8	23:38.805
8	3:48.021	1:04.851	1:41.115	1:02.055	124.7	26:47.927	8	3:29.546	58.854	1:40.822	49.870	181.2	27:08.351
9	3:33.093	1:03.016	1:39.197	50.880	116.1	30:21.020	9	3:23.470	56.712	1:36.614	50.144	126.0	30:31.821
237 Hans HUBER AUT							401 Guus DE KOSTER NLD						
BMW 325i							BMW 325i E36						
1	3:06.983	57.797	1:20.350	48.836		3:06.983	1	3:11.899	1:00.622	1:22.207	49.070		3:11.899
2	2:58.862	52.303	1:20.130	46.429	196.7	6:05.845	2	3:04.957	53.758	1:22.517	48.682	184.6	6:16.856
3	2:58.027	51.856	1:18.895	47.276	198.5	9:03.872	3	3:04.919	53.348	1:22.121	49.450	196.0	9:21.775
4	2:57.610	51.829	1:18.470	47.311	201.5	12:01.482	4	3:05.065	53.164	1:22.866	49.035	196.7	12:26.840
5	2:58.595	52.897	1:18.512	47.186	199.3	15:00.077	5	3:09.021	53.666	1:23.427	51.928	192.9	15:35.861
6	3:05.647	52.907	1:22.714	50.026	166.2	18:05.724	6	4:11.336	1:13.035	1:52.413	1:05.888	89.3	19:47.197
							7	3:11.631	53.303	1:26.712	51.616	197.4	22:58.828
							8	3:48.098	1:04.906	1:41.428	1:01.764	131.9	26:46.926
							9	3:32.730	1:02.946	1:39.587	50.197	123.1	30:19.656
265 Henrik Have JAKOBSEN DNK							452 Fred KRAB NLD						
BMW E46 323							BMW M3						
1	3:20.633	1:06.717	1:23.849	50.067		3:20.633	1	2:54.859	51.368	1:17.536	45.955		2:54.859
2	3:08.234	56.083	1:22.045	50.106	185.6	6:28.867	2	2:48.919	48.532	1:15.984	44.403	200.0	5:43.778
3	3:09.168	55.820	1:22.387	50.961	182.7	9:38.035	3	2:49.910	50.397	1:15.428	44.085	204.2	8:33.688
4	3:06.217	55.881	1:21.318	49.018	172.2	12:44.252	4	2:49.711	48.514	1:16.939	44.258	206.5	11:23.399
5	3:06.237	55.102	1:20.155	50.980	181.5	15:50.489	5	2:47.243	47.834	1:15.148	44.261	206.9	14:10.642
6	4:01.355	1:05.165	1:49.835	1:06.355	104.7	19:51.844							
7	3:14.702	54.901	1:27.376	52.425	189.5	23:06.546							
8	3:44.498	1:02.533	1:39.666	1:02.299	125.1	26:51.044							
9	3:33.139	1:03.544	1:38.272	51.323	141.7	30:24.183							
276 Richard PRETHALER AUT							524 Manfred BARZ DEU						
BMW 325i E30							BMW 325i						
1	3:04.959	56.465	1:20.922	47.572		3:04.959	1	3:22.262	1:06.650	1:25.854	49.758		3:22.262
2	2:58.529	51.452	1:19.896	47.181	200.0	6:03.488	2	3:08.286	53.809	1:25.416	49.061	184.3	6:30.548
3	2:58.461	51.812	1:19.583	47.066	195.3	9:01.949	3	3:09.847	53.732	1:26.012	50.103	184.9	9:40.395
4	2:57.162	51.740	1:19.154	46.268	193.9	11:59.111	4	3:09.095	54.430	1:24.943	49.722	177.6	12:49.490
5	2:57.300	51.419	1:18.992	46.889	192.9	14:56.411	5	3:15.810	54.322	1:26.076	55.412	170.1	16:05.300
6	3:06.095	53.504	1:22.414	50.177	183.4	18:02.506	6	3:50.208	59.307	1:43.379	1:07.522	143.6	19:55.508
7	3:07.112	53.649	1:26.790	46.673	147.9	21:09.618	7	3:41.194	54.745	1:35.464	1:10.985	170.6	23:36.702
8	4:15.444	1:10.748	2:00.019	1:04.677	89.8	25:25.062	8	3:55.027	56.901	1:55.756	1:02.370	158.1	27:31.729
285 Ole SUNDRUP DNK							527 Uwe KLAPPROTH DEU						
BMW E46							BMW 325i						
1	3:22.922	1:08.574	1:24.239	50.109		3:22.922	1	3:10.015	58.060	1:22.545	49.410		3:10.015
2	3:10.095	55.499	1:24.023	50.573	175.9	6:33.017	2	3:02.506	53.646	1:20.558	48.302	184.9	6:12.521
3	3:07.634	54.546	1:23.074	50.014	172.8	9:40.651	3	3:00.246	52.849	1:19.763	47.634	196.7	9:12.767
4	3:09.197	55.634	1:23.745	49.818	186.9	12:49.848	4	3:00.775	52.851	1:19.964	47.960	197.1	12:13.542
							5	3:01.450	53.354	1:19.887	48.209	191.5	15:14.992
							6	3:10.765	55.995	1:24.353	50.417	166.9	18:25.757



Bimmer Race Car Challenge

SPA SUMMER CLASSIC

Race 1

Sector Analysis

— Invalidated Lap ■ Personal Best ■ Session Best B Crossing the pit lane

Lap	Time	Sector 1	Sector 2	Sector 3	T.Sp	Elapsed	Lap	Time	Sector 1	Sector 2	Sector 3	T.Sp	Elapsed
7	3:03.552	53.901	1:21.200	48.451	183.4	21:29.309							
8	3:59.293	56.480	1:59.186	1:03.627	103.3	25:28.602							
9	3:40.215	1:09.657	1:35.490	55.068	146.5	29:08.817							
10	3:01.330	52.794	1:20.291	48.245	188.8	32:10.147							

611 Camille GALANIDIS NLD
BMW 325i

1	3:17.233	1:03.323	1:24.640	49.270		3:17.233
2	3:05.537	53.961	1:23.331	48.245	159.3	6:22.770
3	3:03.371	52.896	1:22.933	47.542	166.4	9:26.141
4	3:03.794	52.111	1:23.657	48.026	185.6	12:29.935
5	3:18.178B	53.101	1:24.048	1:01.029	171.7	15:48.113
6	5:13.187	2:57.464	1:26.810	48.913	168.0	21:01.300
7	4:21.997	1:17.153	2:00.609	1:04.235	90.9	25:23.297
8	3:42.206	1:05.908	1:41.395	54.903	117.4	29:05.503
9	3:20.799B	54.473	1:27.027	59.299	170.6	32:26.302

761 Ingo VIESER DEU
BMW 323i E21 GR 2

1	3:20.444	1:05.757	1:25.393	49.294		3:20.444
2	3:08.618	54.457	1:24.746	49.415	183.7	6:29.062
3	3:10.451	54.152	1:26.232	50.067	182.7	9:39.513
4	3:09.304	54.211	1:25.420	49.673	175.3	12:48.817
5	3:15.207	54.709	1:25.835	54.663	171.4	16:04.024
6	3:50.496	59.964	1:43.075	1:07.457	149.0	19:54.520
7	3:22.111	55.239	1:31.207	55.665	177.0	23:16.631
8	3:38.328	58.350	1:36.533	1:03.445	152.3	26:54.959
9	3:33.508	1:03.582	1:37.268	52.658	124.0	30:28.467