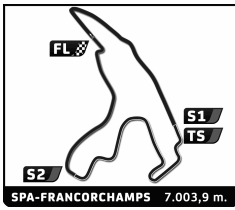


SPA 3 HOURS Spa Summer Classic Race

Stints Analysis

No Driver	Start	End	Type	Time	T.Track	T.Driver	No Driver	Start	End	Type	Time	T.Track	T.Driver															
2	AUSTIN HEALEY Sebring Sprite						Not classified																					
							Cl. 1 - H-1965																					
1 M. FELLOWS	09:51:32	10:59:16	TRACK	1:07:43.457	1:07:43.457	1:07:43.457	3 P. TOOMS	10:58:54	11:38:38	TRACK	39:43.789	1:43:24.589	1:47:05.116															
M. FELLOWS	10:59:16	11:04:23	PIT	5:07.459	1:07:43.457	1:12:50.916	P. TOOMS	11:38:38	12:52:58	PIT	1:14:20.578	1:43:24.589	3:01:25.694															
2 M. FELLOWS	11:04:23	12:09:32	TRACK	1:05:08.736	2:12:52.193	2:17:59.652	<table border="1"> <thead> <tr> <th>T.Track</th> <th>Pit Time</th> <th>T.Time</th> </tr> </thead> <tbody> <tr> <td>P. TOOMS</td> <td>1:43:24.589</td> <td>1:18:01.105</td> <td>3:01:25.694</td> </tr> <tr> <td>E. SEVADJIAN</td> <td></td> <td></td> <td></td> </tr> </tbody> </table>						T.Track	Pit Time	T.Time	P. TOOMS	1:43:24.589	1:18:01.105	3:01:25.694	E. SEVADJIAN								
T.Track	Pit Time	T.Time																										
P. TOOMS	1:43:24.589	1:18:01.105	3:01:25.694																									
E. SEVADJIAN																												
M. FELLOWS	12:09:32	12:12:48	PIT	3:16.201	2:12:52.193	2:21:15.853																						
3 M. FELLOWS	12:12:48	12:52:12	TRACK	39:23.286	2:52:15.479	3:00:39.139																						
M. FELLOWS	12:52:12	12:52:58	PIT	46.555	2:52:15.479	3:01:25.694																						
							<table border="1"> <thead> <tr> <th>T.Track</th> <th>Pit Time</th> <th>T.Time</th> </tr> </thead> <tbody> <tr> <td>M. FELLOWS</td> <td>2:52:15.479</td> <td>9:10.215</td> <td>3:01:25.694</td> </tr> <tr> <td>A. BOWIE</td> <td></td> <td></td> <td></td> </tr> </tbody> </table>							T.Track	Pit Time	T.Time	M. FELLOWS	2:52:15.479	9:10.215	3:01:25.694	A. BOWIE							
T.Track	Pit Time	T.Time																										
M. FELLOWS	2:52:15.479	9:10.215	3:01:25.694																									
A. BOWIE																												
4	TRIUMPH TR4																											
							Cl. 2 - H-1965																					
1 R. RAWE	09:51:32	10:38:34	TRACK	47:01.535	47:01.535	47:01.535																						
R. RAWE	10:38:34	10:40:42	PIT	2:08.215	47:01.535	49:09.750																						
2 R. RAWE	10:40:42	11:41:05	TRACK	1:00:22.481	1:47:24.016	1:49:32.231																						
R. RAWE	11:41:05	11:43:18	PIT	2:13.679	1:47:24.016	1:51:45.910																						
3 R. RAWE	11:43:18	12:00:29	TRACK	17:11.053	2:04:35.069	2:08:56.963																						
R. RAWE	12:00:29	12:01:54	PIT	1:25.045	2:04:35.069	2:10:22.008																						
4 R. RAWE	12:01:54	12:18:16	TRACK	16:21.197	2:20:56.266	2:26:43.205																						
R. RAWE	12:18:16	12:20:10	PIT	1:54.701	2:20:56.266	2:28:37.906																						
5 R. RAWE	12:20:10	12:56:01	TRACK	35:50.599	2:56:46.865	3:04:28.505																						
							<table border="1"> <thead> <tr> <th>T.Track</th> <th>Pit Time</th> <th>T.Time</th> </tr> </thead> <tbody> <tr> <td>R. RAWE</td> <td>2:56:46.865</td> <td>7:41.640</td> <td>3:04:28.505</td> </tr> <tr> <td>X. SANZ DE ACEL</td> <td></td> <td></td> <td></td> </tr> </tbody> </table>							T.Track	Pit Time	T.Time	R. RAWE	2:56:46.865	7:41.640	3:04:28.505	X. SANZ DE ACEL							
T.Track	Pit Time	T.Time																										
R. RAWE	2:56:46.865	7:41.640	3:04:28.505																									
X. SANZ DE ACEL																												
5	SHELBY Cobra						Not classified																					
							Cl. 3 - H-1965																					
1 A. KOLB	09:51:32	10:01:17	TRACK	9:44.768	9:44.768	9:44.768																						
A. KOLB	10:01:17	10:18:31	PIT	17:14.042	9:44.768	26:58.810																						
2 A. KOLB	10:18:31	10:55:03	TRACK	36:32.072	46:16.840	1:03:30.882																						
A. KOLB	10:55:03	11:02:13	PIT	7:09.993	46:16.840	1:10:40.875																						
3 A. KOLB	11:02:13	11:32:30	TRACK	30:16.451	1:16:33.291	1:40:57.326																						
A. KOLB	11:32:30	11:36:23	PIT	3:53.455	1:16:33.291	1:44:50.781																						
4 A. KOLB	11:36:23	12:04:03	TRACK	27:40.134	1:44:13.425	2:12:30.915																						
A. KOLB	12:04:03	12:07:16	PIT	3:12.844	1:44:13.425	2:15:43.759																						
5 A. KOLB	12:07:16	12:16:18	TRACK	9:02.190	1:53:15.615	2:24:45.949																						
A. KOLB	12:16:18	12:52:58	PIT	36:39.745	1:53:15.615	3:01:25.694																						
							<table border="1"> <thead> <tr> <th>T.Track</th> <th>Pit Time</th> <th>T.Time</th> </tr> </thead> <tbody> <tr> <td>A. KOLB</td> <td>1:53:15.615</td> <td>1:08:10.079</td> <td>3:01:25.694</td> </tr> <tr> <td>V. KOLB</td> <td></td> <td></td> <td></td> </tr> </tbody> </table>							T.Track	Pit Time	T.Time	A. KOLB	1:53:15.615	1:08:10.079	3:01:25.694	V. KOLB							
T.Track	Pit Time	T.Time																										
A. KOLB	1:53:15.615	1:08:10.079	3:01:25.694																									
V. KOLB																												
6	TURNER GT MKII																											
							Cl. 2 - H-1965																					
1 L. WOS	09:51:32	10:36:45	TRACK	45:12.184	45:12.184	45:12.184																						
L. WOS	10:36:45	10:39:04	PIT	2:18.978	45:12.184	47:31.162																						
2 L. WOS	10:39:04	11:41:01	TRACK	1:01:57.186	1:47:09.370	1:49:28.348																						
L. WOS	11:41:01	11:43:28	PIT	2:27.277	1:47:09.370	1:51:55.625																						
3 L. WOS	11:43:28	11:56:55	TRACK	13:27.412	2:00:36.782	2:05:23.037																						
L. WOS	11:56:55	11:58:01	PIT	1:05.569	2:00:36.782	2:06:28.606																						
4 L. WOS	11:58:01	12:55:30	TRACK	57:29.434	2:58:06.216	3:03:58.040																						
							<table border="1"> <thead> <tr> <th>T.Track</th> <th>Pit Time</th> <th>T.Time</th> </tr> </thead> <tbody> <tr> <td>L. WOS</td> <td>2:58:06.216</td> <td>5:51.824</td> <td>3:03:58.040</td> </tr> <tr> <td>A. YOOL</td> <td></td> <td></td> <td></td> </tr> </tbody> </table>							T.Track	Pit Time	T.Time	L. WOS	2:58:06.216	5:51.824	3:03:58.040	A. YOOL							
T.Track	Pit Time	T.Time																										
L. WOS	2:58:06.216	5:51.824	3:03:58.040																									
A. YOOL																												
8	LOTUS Elan						Not classified																					
							Cl. 1 - H-1965																					
1 P. TOOMS	09:51:32	10:37:19	TRACK	45:46.791	45:46.791	45:46.791																						
P. TOOMS	10:37:19	10:39:56	PIT	2:36.725	45:46.791	48:23.516																						
2 P. TOOMS	10:39:56	10:57:50	TRACK	17:54.009	1:03:40.800	1:06:17.525																						
P. TOOMS	10:57:50	10:58:54	PIT	1:03.802	1:03:40.800	1:07:21.327																						
9	LOTUS Elan						Not classified																					
							Cl. 1 - H-1965																					
1 P. LAMBILLIOTTE	09:51:32	10:13:00	TRACK	21:27.155	21:27.155	21:27.155																						
P. LAMBILLIOTTE	10:13:00	10:17:24	PIT	4:24.338	21:27.155	25:51.493																						
2 P. LAMBILLIOTTE	10:17:24	10:37:19	TRACK	19:54.914	41:22.069	45:46.407																						
P. LAMBILLIOTTE	10:37:19	10:39:17	PIT	1:58.653	41:22.069	47:45.060																						
3 P. LAMBILLIOTTE	10:39:17	11:01:34	TRACK	22:16.289	1:03:38.358	1:10:01.349																						
P. LAMBILLIOTTE	11:01:34	11:04:54	PIT	3:20.140	1:03:38.358	1:13:21.489																						
4 P. LAMBILLIOTTE	11:04:54	11:40:14	TRACK	35:20.203	1:38:58.561	1:48:41.692																						
P. LAMBILLIOTTE	11:40:14	11:46:03	PIT	5:49.201	1:38:58.561	1:54:30.893																						
5 P. LAMBILLIOTTE	11:46:03	12:12:36	TRACK	26:32.354	2:05:30.915	2:21:03.247																						
							<table border="1"> <thead> <tr> <th>T.Track</th> <th>Pit Time</th> <th>T.Time</th> </tr> </thead> <tbody> <tr> <td>P. LAMBILLIOTTE</td> <td>2:05:30.915</td> <td>15:32.332</td> <td>2:21:03.247</td> </tr> <tr> <td>A. LAMBILLIOTTE</td> <td></td> <td></td> <td></td> </tr> </tbody> </table>							T.Track	Pit Time	T.Time	P. LAMBILLIOTTE	2:05:30.915	15:32.332	2:21:03.247	A. LAMBILLIOTTE							
T.Track	Pit Time	T.Time																										
P. LAMBILLIOTTE	2:05:30.915	15:32.332	2:21:03.247																									
A. LAMBILLIOTTE																												
11	SHELBY Cobra																											
							Cl. 3 - H-1965																					
1 B. JANSEN	09:51:32	09:54:59	TRACK	3:26.560	3:26.560	3:26.560																						
B. JANSEN	09:54:59	09:56:26	PIT	1:26.879	3:26.560	4:53.439																						
2 B. JANSEN	09:56:26	10:50:36	TRACK	54:10.182	57:36.742	59:03.621																						
B. JANSEN	10:50:36	10:52:35	PIT	1:58.881	57:36.742	1:01:02.502																						
3 B. JANSEN	10:52:35	11:40:04	TRACK	47:29.184	1:45:05.926	1:48:31.686																						
B. JANSEN	11:40:04	12:15:58	PIT	35:53.455	1:45:05.926	2:24:25.141																						
4 B. JANSEN	12:15:58	12:53:23	TRACK	37:25.495	2:22:31.421	3:01:50.636																						
							<table border="1"> <thead> <tr> <th>T.Track</th> <th>Pit Time</th> <th>T.Time</th> </tr> </thead> <tbody> <tr> <td>B. JANSEN</td> <td>2:22:31.421</td> <td>39:19.215</td> <td>3:01:50.636</td> </tr> <tr> <td>J. MEEUWISSEN</td> <td></td> <td></td> <td></td> </tr> <tr> <td>R. VAN ABBE</td> <td></td> <td></td> <td></td> </tr> </tbody> </table>							T.Track	Pit Time	T.Time	B. JANSEN	2:22:31.421	39:19.215	3:01:50.636	J. MEEUWISSEN				R. VAN ABBE			
T.Track	Pit Time	T.Time																										
B. JANSEN	2:22:31.421	39:19.215	3:01:50.636																									
J. MEEUWISSEN																												
R. VAN ABBE																												
12	MG B																											
							Cl. 2 - H-1965																					
1 G. DESCAMPS	09:51:32	10:48:51	TRACK	57:18.391	57:18.391	57:18.391																						
G. DESCAMPS	10:48:51	10:54:41	PIT	5:49.863	57:18.391	1:03:08.254																						
2 G. DESCAMPS	10:54:41	11:47:33	TRACK	52:52.327	1:50:10.718	1:56:00.581																						
G. DESCAMPS	11:47:33	12:52:58	PIT	1:05:25.113	1:50:10.718	3:01:25.694																						
							<table border="1"> <thead> <tr> <th>T.Track</th> <th>Pit Time</th> <th>T.Time</th> </tr> </thead> <tbody> <tr> <td>G. DESCAMPS</td> <td>1:50:10.718</td> <td>1:11:14.976</td> <td>3:01:25.694</td> </tr> <tr> <td>V. JANSSENS</td> <td></td> <td></td> <td></td> </tr> <tr> <td>R. HINDERYCKX</td> <td></td> <td></td> <td></td> </tr> </tbody> </table>							T.Track	Pit Time	T.Time	G. DESCAMPS	1:50:10.718	1:11:14.976	3:01:25.694	V. JANSSENS				R. HINDERYCKX			
T.Track	Pit Time	T.Time																										
G. DESCAMPS	1:50:10.718	1:11:14.976	3:01:25.694																									
V. JANSSENS																												
R. HINDERYCKX																												
13	LOTUS Elan																											
							Cl. 1 - H-1965																					
1 G. WILSON	09:51:32	10:13:49	TRACK	22:16.509	22:16.509	22:16.509																						
G. WILSON	10:13:49	10:15:12	PIT	1:22.608	22:16.509	23:39.117																						
2 G. WILSON	10:15:12	10:24:26	TRACK	9:14.690	31:31.199	32:53.807																						
G. WILSON	10:24:26	10:25:54	PIT	1:27.559	31:31.199	34:21.366																						
3 G. WILSON	10:25:54	10:38:27	TRACK	12:33.001	44:04.200	46:54.367																						
G. WILSON	10:38:27	10:40:14	PIT	1:47.402	44:04.200	48:41.769																						
4 G. WILSON	10:40:14	10:52:36	TRACK	12:21.757	56:25.957	1:01:03.526																						
G. WILSON	10:52:36	10:54:46	PIT	2:10.402	56:25.957	1:03:13.928																						
5 G. WILSON	10:54:46	11:49:13	TRACK	54:26.256	1:50:52.213	1:57:40.184																						
G. WILSON	11:49:13	11:51:16	PIT	2:03.768	1:50:52.213	1:59:43.952																						
6 G. WILSON	11:51:16	12:06:45	TRACK	15:28.525	2:06:20.738	2:15:12.477																						
G. WILSON	12:06:45	12:07:53	PIT	1:07.996	2:06:20.738	2:16:20.473																						
7 G. WILSON	12:07:53	12:54:25	TRACK	46:32.585	2:52:53.323	3:02:53.058																						



SPA 3 HOURS Spa Summer Classic Race

Stints Analysis

No	Driver	Start	End	Type	Time	T.Track	T.Driver	No	Driver	Start	End	Type	Time	T.Track	T.Driver		
					T.Track	Pit Time	T.Time						T.Track	Pit Time	T.Time		
					G. WILSON	2:52:53.323	9:59.735	3:02:53.058						L. GRAF VON WEI	2:57:24.157	6:36.986	3:04:01.143
					D. PITTARD								A. GRAF VON WEI				

15		FORD Mustang Boss 302			Cl. 4 - H-1971		
1	E. DE WEERDT	09:51:32	10:48:12	TRACK	56:39.990	56:39.990	56:39.990
	E. DE WEERDT	10:48:12	10:50:51	PIT	2:38.207	56:39.990	59:18.197
2	E. DE WEERDT	10:50:51	11:40:57	TRACK	50:06.229	1:46:46.219	1:49:24.426
	E. DE WEERDT	11:40:57	11:47:24	PIT	6:26.792	1:46:46.219	1:55:51.218
3	E. DE WEERDT	11:47:24	12:53:13	TRACK	1:05:49.163	2:52:35.382	3:01:40.381

	T.Track	Pit Time	T.Time
E. DE WEERDT	2:52:35.382	9:04.999	3:01:40.381
L. BRANCKAERTS			
B. KABERGS			

16		LOTUS Elan 26R			Cl. 1 - H-1965		
1	L. DE COCK	09:51:32	10:38:24	TRACK	46:52.034	46:52.034	46:52.034
	L. DE COCK	10:38:24	10:40:13	PIT	1:48.299	46:52.034	48:40.333
2	L. DE COCK	10:40:13	11:38:49	TRACK	58:35.822	1:45:27.856	1:47:16.155
	L. DE COCK	11:38:49	11:40:48	PIT	1:59.221	1:45:27.856	1:49:15.376
3	L. DE COCK	11:40:48	12:53:37	TRACK	1:12:48.696	2:58:16.552	3:02:04.072

	T.Track	Pit Time	T.Time
L. DE COCK	2:58:16.552	3:47.520	3:02:04.072
T. JOOSEN			

17		MG B Roadster			Cl. 2 - H-1965		
1	D. WATERHOUSE	09:51:32	10:37:34	TRACK	46:01.408	46:01.408	46:01.408
	D. WATERHOUSE	10:37:34	10:46:36	PIT	9:02.092	46:01.408	55:03.500
2	D. WATERHOUSE	10:46:36	11:52:56	TRACK	1:06:19.571	1:52:20.979	2:01:23.071
	D. WATERHOUSE	11:52:56	11:55:43	PIT	2:47.621	1:52:20.979	2:04:10.692
3	D. WATERHOUSE	11:55:43	12:56:02	TRACK	1:00:18.885	2:52:39.864	3:04:29.577

	T.Track	Pit Time	T.Time
D. WATERHOUSE	2:52:39.864	11:49.713	3:04:29.577
D. NURSEY			
M. RICHARDS			

18		TVR Griffith 200			Cl. 3 - H-1965		
1	H. BARTON	09:51:32	10:34:42	TRACK	43:09.828	43:09.828	43:09.828
	H. BARTON	10:34:42	10:39:03	PIT	4:20.688	43:09.828	47:30.516
2	H. BARTON	10:39:03	10:53:32	TRACK	14:28.680	57:38.508	1:01:59.196
	H. BARTON	10:53:32	12:52:58	PIT	1:59:26.498	57:38.508	3:01:25.694

	T.Track	Pit Time	T.Time
H. BARTON	57:38.508	2:03:47.186	3:01:25.694
O. REUBEN			

24		LOTUS Elan S1			Cl. 1 - H-1965		
1	L. GRAF VON WEFEL	09:51:32	10:37:16	TRACK	45:43.892	45:43.892	45:43.892
	L. GRAF VON WEFEL	10:37:16	10:39:04	PIT	1:47.814	45:43.892	47:31.706
2	L. GRAF VON WEFEL	10:39:04	10:57:05	TRACK	18:00.959	1:03:44.851	1:05:32.665
	L. GRAF VON WEFEL	10:57:05	10:59:16	PIT	2:10.968	1:03:44.851	1:07:43.633
3	L. GRAF VON WEFEL	10:59:16	11:40:20	TRACK	41:03.508	1:44:48.359	1:48:47.141
	L. GRAF VON WEFEL	11:40:20	11:41:57	PIT	1:37.177	1:44:48.359	1:50:24.318
4	L. GRAF VON WEFEL	11:41:57	11:58:40	TRACK	16:43.172	2:01:31.531	2:07:07.490
	L. GRAF VON WEFEL	11:58:40	11:59:41	PIT	1:01.027	2:01:31.531	2:08:08.517
5	L. GRAF VON WEFEL	11:59:41	12:55:34	TRACK	55:52.626	2:57:24.157	3:04:01.143

29		TVR Grantura MK3			Cl. 2 - H-1965		
1	R. KLOMPSTRA	09:51:32	11:01:23	TRACK	1:09:50.364	1:09:50.364	1:09:50.364
	R. KLOMPSTRA	11:01:23	11:09:33	PIT	8:10.141	1:09:50.364	1:18:00.505
2	R. KLOMPSTRA	11:09:33	11:59:28	TRACK	49:55.514	1:59:45.878	2:07:56.019
	R. KLOMPSTRA	11:59:28	12:02:20	PIT	2:51.880	1:59:45.878	2:10:47.899
3	R. KLOMPSTRA	12:02:20	12:54:01	TRACK	51:40.873	2:51:26.751	3:02:28.772

	T.Track	Pit Time	T.Time
R. KLOMPSTRA	2:51:26.751	11:02.021	3:02:28.772
K. ROZEMA			

33		FORD Mustang			Cl. 3 - H-1965					
					09:51:32	09:53:08	PIT	1:35.173		1:35.173
1	C. DICHTER	09:53:08	09:59:33	TRACK	6:25.094	6:25.094	6:25.094			
	C. DICHTER	09:59:33	10:10:09	PIT	10:36.758	6:25.094	17:01.852			
2	C. DICHTER	10:10:09	10:52:50	TRACK	42:40.092	49:05.186	59:41.944			
	C. DICHTER	10:52:50	10:59:38	PIT	6:48.323	49:05.186	1:06:30.267			
3	C. DICHTER	10:59:38	12:00:26	TRACK	1:00:48.505	1:49:53.691	2:07:18.772			
	C. DICHTER	12:00:26	12:03:20	PIT	2:53.278	1:49:53.691	2:10:12.050			
4	C. DICHTER	12:03:20	12:33:19	TRACK	29:59.387	2:19:53.078	2:40:11.437			

	T.Track	Pit Time	T.Time
C. DICHTER	2:19:53.078	20:18.359	2:40:11.437
M. SCHMITZ			
D. WAGNER			

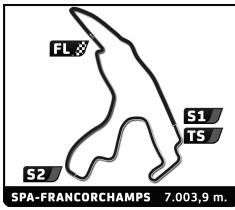
34		MG B Roadster			Cl. 2 - H-1965		
1	B. LAMBERT	09:51:32	10:37:39	TRACK	46:06.760	46:06.760	46:06.760
	B. LAMBERT	10:37:39	10:39:28	PIT	1:48.646	46:06.760	47:55.406
2	B. LAMBERT	10:39:28	10:45:56	TRACK	6:28.498	52:35.258	54:23.904
	B. LAMBERT	10:45:56	11:24:37	PIT	38:41.125	52:35.258	1:33:05.029
3	B. LAMBERT	11:24:37	11:41:04	TRACK	16:26.319	1:09:01.577	1:49:31.348
	B. LAMBERT	11:41:04	11:42:52	PIT	1:48.660	1:09:01.577	1:51:20.008
4	B. LAMBERT	11:42:52	12:54:58	TRACK	1:12:06.013	2:21:07.590	3:03:26.021

	T.Track	Pit Time	T.Time
B. LAMBERT	2:21:07.590	42:18.431	3:03:26.021
I. ROWLEY			

36		BMW 2002 Tii			Cl. 4 - H-1971		
1	C. RIVERA	09:51:32	10:49:06	TRACK	57:33.145	57:33.145	57:33.145
	C. RIVERA	10:49:06	10:56:17	PIT	7:11.655	57:33.145	1:04:44.800
2	C. RIVERA	10:56:17	12:04:15	TRACK	1:07:57.556	2:05:30.701	2:12:42.356
	C. RIVERA	12:04:15	12:16:02	PIT	11:46.986	2:05:30.701	2:24:29.342
3	C. RIVERA	12:16:02	12:31:57	TRACK	15:55.476	2:21:26.177	2:40:24.818
	C. RIVERA	12:31:57	12:37:39	PIT	5:41.848	2:21:26.177	2:46:06.666
4	C. RIVERA	12:37:39	12:55:48	TRACK	18:09.197	2:39:35.374	3:04:15.863

	T.Track	Pit Time	T.Time
C. RIVERA	2:39:35.374	24:40.489	3:04:15.863
L. RIVERA			

38		TVR Griffith 200			Cl. 3 - H-1965		
1	P. ZUMSTEIN	09:51:32	10:40:10	TRACK	48:37.196	48:37.196	48:37.196
	P. ZUMSTEIN	10:40:10	12:52:58	PIT	2:12:48.498	48:37.196	3:01:25.694

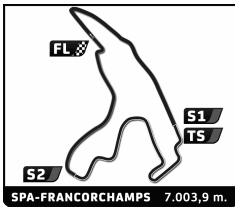


SPA 3 HOURS

Spa Summer Classic Race

Stints Analysis

No Driver	Start	End	Type	Time	T.Track	T.Driver	No Driver	Start	End	Type	Time	T.Track	T.Driver											
40 LOTUS Elan Cl. 1 - H-1965							<table border="1"> <thead> <tr> <th>T.Track</th> <th>Pit Time</th> <th>T.Time</th> </tr> </thead> <tbody> <tr> <td>P. ZUMSTEIN</td> <td>48:37.196</td> <td>2:12:48.498</td> <td>3:01:25.694</td> </tr> <tr> <td>M. HAURI</td> <td></td> <td></td> <td></td> </tr> </tbody> </table>							T.Track	Pit Time	T.Time	P. ZUMSTEIN	48:37.196	2:12:48.498	3:01:25.694	M. HAURI			
T.Track	Pit Time	T.Time																						
P. ZUMSTEIN	48:37.196	2:12:48.498	3:01:25.694																					
M. HAURI																								
<table border="1"> <thead> <tr> <th>T.Track</th> <th>Pit Time</th> <th>T.Time</th> </tr> </thead> <tbody> <tr> <td>M. GRAY</td> <td>2:57:17.397</td> <td>5:08.917</td> <td>3:02:26.314</td> </tr> <tr> <td>K. GRAY</td> <td></td> <td></td> <td></td> </tr> </tbody> </table>							T.Track	Pit Time	T.Time	M. GRAY	2:57:17.397	5:08.917	3:02:26.314	K. GRAY										
T.Track	Pit Time	T.Time																						
M. GRAY	2:57:17.397	5:08.917	3:02:26.314																					
K. GRAY																								
1 B. BARKER	09:51:32	10:38:50	TRACK	47:18.025	47:18.025	47:18.025	1 R. SAUTTER	09:51:32	10:53:31	TRACK	1:01:58.168	1:01:58.168	1:01:58.168											
B. BARKER	10:38:50	10:41:13	PIT	2:22.508	47:18.025	49:40.533	R. SAUTTER	10:53:31	10:54:29	PIT	58.837	1:01:58.168	1:02:57.005											
2 B. BARKER	10:41:13	11:47:28	TRACK	1:06:14.789	1:53:32.814	1:55:55.322	2 R. SAUTTER	10:54:29	11:00:06	TRACK	5:36.129	1:07:34.297	1:08:33.134											
B. BARKER	11:47:28	11:49:09	PIT	1:40.917	1:53:32.814	1:57:36.239	R. SAUTTER	11:00:06	11:04:26	PIT	4:20.271	1:07:34.297	1:12:53.405											
3 B. BARKER	11:49:09	12:52:58	TRACK	1:03:49.456	2:57:22.270	3:01:25.695	3 R. SAUTTER	11:04:26	11:43:02	TRACK	38:36.159	1:46:10.456	1:51:29.564											
							4 R. SAUTTER	11:43:02	11:44:36	PIT	1:34.493	1:46:10.456	1:53:04.057											
							R. SAUTTER	12:00:14	12:00:14	TRACK	15:37.521	2:01:47.977	2:08:41.578											
							R. SAUTTER	12:00:14	12:01:21	PIT	1:07.278	2:01:47.977	2:09:48.856											
							5 R. SAUTTER	12:01:21	12:53:25	TRACK	52:03.315	2:53:51.292	3:01:52.171											
41 PORSCHE 911 2.3 ST Cl. 4 - H-1971							<table border="1"> <thead> <tr> <th>T.Track</th> <th>Pit Time</th> <th>T.Time</th> </tr> </thead> <tbody> <tr> <td>M. FERRÃO</td> <td>2:54:23.548</td> <td>8:57.093</td> <td>3:03:20.641</td> </tr> <tr> <td>D. FERRÃO</td> <td></td> <td></td> <td></td> </tr> </tbody> </table>							T.Track	Pit Time	T.Time	M. FERRÃO	2:54:23.548	8:57.093	3:03:20.641	D. FERRÃO			
T.Track	Pit Time	T.Time																						
M. FERRÃO	2:54:23.548	8:57.093	3:03:20.641																					
D. FERRÃO																								
1 M. FERRÃO	09:51:32	10:51:51	TRACK	1:00:18.493	1:00:18.493	1:00:18.493																		
M. FERRÃO	10:51:51	10:54:01	PIT	2:09.984	1:00:18.493	1:02:28.477																		
2 M. FERRÃO	10:54:01	11:43:00	TRACK	48:58.889	1:49:17.382	1:51:27.366																		
M. FERRÃO	11:43:00	11:49:47	PIT	6:47.109	1:49:17.382	1:58:14.475																		
3 M. FERRÃO	11:49:47	12:54:53	TRACK	1:05:06.166	2:54:23.548	3:03:20.641																		
42 LOTUS Elan S1 Cl. 1 - H-1965 Not classified																								
1 N. ADAMS	09:51:32	10:56:07	TRACK	1:04:34.451	1:04:34.451	1:04:34.451																		
N. ADAMS	10:56:07	10:58:32	PIT	2:24.966	1:04:34.451	1:06:59.417																		
2 N. ADAMS	10:58:32	11:30:22	TRACK	31:49.760	1:36:24.211	1:38:49.177																		
N. ADAMS	11:30:22	11:31:25	PIT	1:03.143	1:36:24.211	1:39:52.320																		
3 N. ADAMS	11:31:25	11:36:31	TRACK	5:06.540	1:41:30.751	1:44:58.860																		
							<table border="1"> <thead> <tr> <th>T.Track</th> <th>Pit Time</th> <th>T.Time</th> </tr> </thead> <tbody> <tr> <td>N. ADAMS</td> <td>1:41:30.751</td> <td>3:28.109</td> <td>1:44:58.860</td> </tr> <tr> <td>L. GRIFFIN</td> <td></td> <td></td> <td></td> </tr> </tbody> </table>							T.Track	Pit Time	T.Time	N. ADAMS	1:41:30.751	3:28.109	1:44:58.860	L. GRIFFIN			
T.Track	Pit Time	T.Time																						
N. ADAMS	1:41:30.751	3:28.109	1:44:58.860																					
L. GRIFFIN																								
44 AUSTIN HEALEY Cl. 3 - H-1965 Not classified																								
1 M. THORNE	09:51:32	10:54:25	TRACK	1:02:52.224	1:02:52.224	1:02:52.224																		
M. THORNE	10:54:25	10:56:37	PIT	2:12.297	1:02:52.224	1:05:04.521																		
2 M. THORNE	10:56:37	12:00:50	TRACK	1:04:13.183	2:07:05.407	2:09:17.704																		
M. THORNE	12:00:50	12:03:14	PIT	2:23.733	2:07:05.407	2:11:41.437																		
3 M. THORNE	12:03:14	12:52:44	TRACK	49:29.687	2:56:35.094	3:01:11.124																		
							<table border="1"> <thead> <tr> <th>T.Track</th> <th>Pit Time</th> <th>T.Time</th> </tr> </thead> <tbody> <tr> <td>M. THORNE</td> <td>2:56:35.094</td> <td>4:36.030</td> <td>3:01:11.124</td> </tr> <tr> <td>S. BENNETT-BAG</td> <td></td> <td></td> <td></td> </tr> </tbody> </table>							T.Track	Pit Time	T.Time	M. THORNE	2:56:35.094	4:36.030	3:01:11.124	S. BENNETT-BAG			
T.Track	Pit Time	T.Time																						
M. THORNE	2:56:35.094	4:36.030	3:01:11.124																					
S. BENNETT-BAG																								
47 PORSCHE 911 RS 3.0 Cl. 5 - H-1976							<table border="1"> <thead> <tr> <th>T.Track</th> <th>Pit Time</th> <th>T.Time</th> </tr> </thead> <tbody> <tr> <td>A. ROLNER</td> <td>2:54:01.339</td> <td>8:51.018</td> <td>3:02:52.357</td> </tr> <tr> <td>M. HOLDEN</td> <td></td> <td></td> <td></td> </tr> </tbody> </table>							T.Track	Pit Time	T.Time	A. ROLNER	2:54:01.339	8:51.018	3:02:52.357	M. HOLDEN			
T.Track	Pit Time	T.Time																						
A. ROLNER	2:54:01.339	8:51.018	3:02:52.357																					
M. HOLDEN																								
1 A. ROLNER	09:51:32	10:58:06	TRACK	1:06:33.321	1:06:33.321	1:06:33.321																		
A. ROLNER	10:58:06	11:00:33	PIT	2:27.500	1:06:33.321	1:09:00.821																		
2 A. ROLNER	11:00:33	11:38:07	TRACK	37:33.497	1:44:06.818	1:46:34.318																		
A. ROLNER	11:38:07	11:44:21	PIT	6:14.378	1:44:06.818	1:52:48.696																		
3 A. ROLNER	11:44:21	12:54:38	TRACK	1:10:16.854	2:54:23.672	3:03:05.550																		
49 JAGUAR E Type Cl. 3 - H-1965							<table border="1"> <thead> <tr> <th>T.Track</th> <th>Pit Time</th> <th>T.Time</th> </tr> </thead> <tbody> <tr> <td>L. ROLNER</td> <td>2:54:01.339</td> <td>8:51.018</td> <td>3:02:52.357</td> </tr> <tr> <td>P. THIBAUT</td> <td></td> <td></td> <td></td> </tr> </tbody> </table>							T.Track	Pit Time	T.Time	L. ROLNER	2:54:01.339	8:51.018	3:02:52.357	P. THIBAUT			
T.Track	Pit Time	T.Time																						
L. ROLNER	2:54:01.339	8:51.018	3:02:52.357																					
P. THIBAUT																								
1 M. GRAY	09:51:32	10:43:51	TRACK	52:18.883	52:18.883	52:18.883																		
M. GRAY	10:43:51	10:46:40	PIT	2:48.248	52:18.883	55:07.131																		
2 M. GRAY	10:46:40	11:45:00	TRACK	58:20.027	1:50:38.910	1:53:27.158																		
M. GRAY	11:45:00	11:47:20	PIT	2:20.669	1:50:38.910	1:55:47.827																		
3 M. GRAY	11:47:20	12:53:59	TRACK	1:06:38.487	2:57:17.397	3:02:26.314																		
52 JAGUAR E-Type Cl. 3 - H-1965							<table border="1"> <thead> <tr> <th>T.Track</th> <th>Pit Time</th> <th>T.Time</th> </tr> </thead> <tbody> <tr> <td>R. SAUTTER</td> <td>2:53:51.292</td> <td>8:00.879</td> <td>3:01:52.171</td> </tr> <tr> <td>A. NEWALL</td> <td></td> <td></td> <td></td> </tr> </tbody> </table>							T.Track	Pit Time	T.Time	R. SAUTTER	2:53:51.292	8:00.879	3:01:52.171	A. NEWALL			
T.Track	Pit Time	T.Time																						
R. SAUTTER	2:53:51.292	8:00.879	3:01:52.171																					
A. NEWALL																								
1 R. SAUTTER	09:51:32	10:53:31	TRACK	1:01:58.168	1:01:58.168	1:01:58.168																		
R. SAUTTER	10:53:31	10:54:29	PIT	58.837	1:01:58.168	1:02:57.005																		
2 R. SAUTTER	10:54:29	11:00:06	TRACK	5:36.129	1:07:34.297	1:08:33.134																		
R. SAUTTER	11:00:06	11:04:26	PIT	4:20.271	1:07:34.297	1:12:53.405																		
3 R. SAUTTER	11:04:26	11:43:02	TRACK	38:36.159	1:46:10.456	1:51:29.564																		
R. SAUTTER	11:43:02	11:44:36	PIT	1:34.493	1:46:10.456	1:53:04.057																		
4 R. SAUTTER	11:44:36	12:00:14	TRACK	15:37.521	2:01:47.977	2:08:41.578																		
R. SAUTTER	12:00:14	12:01:21	PIT	1:07.278	2:01:47.977	2:09:48.856																		
5 R. SAUTTER	12:01:21	12:53:25	TRACK	52:03.315	2:53:51.292	3:01:52.171																		
55 PORSCHE 911 2.8 RSR Cl. 5 - H-1976							<table border="1"> <thead> <tr> <th>T.Track</th> <th>Pit Time</th> <th>T.Time</th> </tr> </thead> <tbody> <tr> <td>P. DANIELS</td> <td>2:53:37.235</td> <td>10:13.510</td> <td>3:03:50.745</td> </tr> <tr> <td>M. PALTALA</td> <td></td> <td></td> <td></td> </tr> </tbody> </table>							T.Track	Pit Time	T.Time	P. DANIELS	2:53:37.235	10:13.510	3:03:50.745	M. PALTALA			
T.Track	Pit Time	T.Time																						
P. DANIELS	2:53:37.235	10:13.510	3:03:50.745																					
M. PALTALA																								
1 P. DANIELS	09:51:32	10:38:38	TRACK	47:05.528	47:05.528	47:05.528																		
P. DANIELS	10:38:38	10:40:44	PIT	2:05.833	47:05.528	49:11.361																		
2 P. DANIELS	10:40:44	11:43:56	TRACK	1:03:12.471	1:50:17.999	1:52:23.832																		
P. DANIELS	11:43:56	11:52:04	PIT	8:07.677	1:50:17.999	2:00:31.509																		
3 P. DANIELS	11:52:04	12:55:23	TRACK	1:03:19.236	2:53:37.235	3:03:50.745																		
56 PORSCHE 911 RS 3.0 Cl. 5 - H-1976							<table border="1"> <thead> <tr> <th>T.Track</th> <th>Pit Time</th> <th>T.Time</th> </tr> </thead> <tbody> <tr> <td>C. PREVEL</td> <td>2:52:30.487</td> <td>11:02.328</td> <td>3:03:32.815</td> </tr> <tr> <td>P. BUREL</td> <td></td> <td></td> <td></td> </tr> </tbody> </table>							T.Track	Pit Time	T.Time	C. PREVEL	2:52:30.487	11:02.328	3:03:32.815	P. BUREL			
T.Track	Pit Time	T.Time																						
C. PREVEL	2:52:30.487	11:02.328	3:03:32.815																					
P. BUREL																								
1 C. PREVEL	09:51:32	10:55:07	TRACK	1:03:34.788	1:03:34.788	1:03:34.788																		
C. PREVEL	10:55:07	10:56:52	PIT	1:44.589	1:03:34.788	1:05:19.377																		
2 C. PREVEL	10:56:52	11:31:15	TRACK	34:22.767	1:37:57.555	1:39:42.144																		
C. PREVEL	11:31:15	11:38:42	PIT	7:27.442	1:37:57.555	1:47:09.586																		
3 C. PREVEL	11:38:42	12:12:00	TRACK	33:17.673	2:11:15.228	2:20:27.259																		
C. PREVEL	12:12:00	12:13:50	PIT	1:50.297	2:11:15.228	2:22:17.556																		
4 C. PREVEL	12:13:50	12:55:05	TRACK	41:15.259	2:52:30.487	3:03:32.815																		
61 PORSCHE 911 RS 3.0 Cl. 5 - H-1976							<table border="1"> <thead> <tr> <th>T.Track</th> <th>Pit Time</th> <th>T.Time</th> </tr> </thead> <tbody> <tr> <td>L. ROLNER</td> <td>2:54:01.339</td> <td>8:51.018</td> <td>3:02:52.357</td> </tr> <tr> <td>P. THIBAUT</td> <td></td> <td></td> <td></td> </tr> </tbody> </table>							T.Track	Pit Time	T.Time	L. ROLNER	2:54:01.339	8:51.018	3:02:52.357	P. THIBAUT			
T.Track	Pit Time	T.Time																						
L. ROLNER	2:54:01.339	8:51.018	3:02:52.357																					
P. THIBAUT																								
1 L. ROLNER	09:51:32	10:58:10	TRACK	1:06:37.745	1:06:37.745	1:06:37.745																		
L. ROLNER	10:58:10	11:05:01	PIT	6:51.048	1:06:37.745	1:13:28.793																		
2 L. ROLNER	11:05:01	11:49:11	TRACK	44:09.589	1:50:47.334	1:57:38.382																		
L. ROLNER	11:49:11	11:51:11	PIT	1:59.970	1:50:47.334	1:59:38.352																		
3 L. ROLNER	11:51:11	12:54:25	TRACK	1:03:14.005	2:54:01.339	3:02:52.357																		
63 MG B Cl. 2 - H-1965							<table border="1"> <thead> <tr> <th>T.Track</th> <th>Pit Time</th> <th>T.Time</th> </tr> </thead> <tbody> <tr> <td>L. ROLNER</td> <td>2:54:01.339</td> <td>8:51.018</td> <td>3:02:52.357</td> </tr> <tr> <td>P. THIBAUT</td> <td></td> <td></td> <td></td> </tr> </tbody> </table>							T.Track	Pit Time	T.Time	L. ROLNER	2:54:01.339	8:51.018	3:02:52.357	P. THIBAUT			
T.Track	Pit Time	T.Time																						
L. ROLNER	2:54:01.339	8:51.018	3:02:52.357																					
P. THIBAUT																								
1 T. MUTSCHLER	09:51:32	10:57:53	TRACK	1:06:20.586	1:06:20.586	1:06:20.586																		



SPA 3 HOURS Spa Summer Classic Race

Stints Analysis

No Driver	Start	End	Type	Time	T.Track	T.Driver
T. MUTSCHLER	10:57:53	10:59:58	PIT	2:04.706	1:06:20.586	1:08:25.292
2 T. MUTSCHLER	10:59:58	11:52:51	TRACK	52:52.944	1:59:13.530	2:01:18.236
T. MUTSCHLER	11:52:51	11:55:19	PIT	2:27.838	1:59:13.530	2:03:46.074
3 T. MUTSCHLER	11:55:19	12:53:27	TRACK	58:08.082	2:57:21.612	3:01:54.156
				T.Track	Pit Time	T.Time
				T. MUTSCHLER	2:57:21.612	4:32.544
				F. MUTSCHLER		3:01:54.156

64 FORD Mustang Cl. 3 - H-1965						
1 B. KELLEN	09:51:32	11:01:35	TRACK	1:10:02.742	1:10:02.742	1:10:02.742
B. KELLEN	11:01:35	11:07:23	PIT	5:48.132	1:10:02.742	1:15:50.874
2 B. KELLEN	11:07:23	12:08:19	TRACK	1:00:55.260	2:10:58.002	2:16:46.134
B. KELLEN	12:08:19	12:10:53	PIT	2:34.656	2:10:58.002	2:19:20.790
3 B. KELLEN	12:10:53	12:53:50	TRACK	42:57.027	2:53:55.029	3:02:17.817
				T.Track	Pit Time	T.Time
				B. KELLEN	2:53:55.029	8:22.788
				Y. MUNHOWEN		3:02:17.817
				M. SCHILTZ		

65 SHELBY Cobra Daytona Cl. 3 - H-1965						
1 J. SCHOUTEN	09:51:32	10:40:16	TRACK	48:43.752	48:43.752	48:43.752
J. SCHOUTEN	10:40:16	10:42:18	PIT	2:01.658	48:43.752	50:45.410
2 J. SCHOUTEN	10:42:18	11:35:10	TRACK	52:52.114	1:41:35.866	1:43:37.524
J. SCHOUTEN	11:35:10	11:41:11	PIT	6:01.524	1:41:35.866	1:49:39.048
3 J. SCHOUTEN	11:41:11	12:25:35	TRACK	44:23.320	2:25:59.186	2:34:02.368
J. SCHOUTEN	12:25:35	12:27:19	PIT	1:43.801	2:25:59.186	2:35:46.169
4 J. SCHOUTEN	12:27:19	12:54:08	TRACK	26:48.979	2:52:48.165	3:02:35.148
				T.Track	Pit Time	T.Time
				J. SCHOUTEN	2:52:48.165	9:46.983
				T. VINK		3:02:35.148

75 PORSCHE 911 3.0 RS Cl. 5 - H-1976						
1 C. BRIZIDO	09:51:32	10:43:30	TRACK	51:57.583	51:57.583	51:57.583
C. BRIZIDO	10:43:30	12:52:58	PIT	2:09:28.111	51:57.583	3:01:25.694
				T.Track	Pit Time	T.Time
				C. BRIZIDO	51:57.583	2:09:28.111
				J. PINA CARDOSC		3:01:25.694
				A. ALBUQUERQUI		

77 SHELBY Cobra Cl. 3 - H-1965						
1 A. GREENHALGH	09:51:32	10:37:15	TRACK	45:42.895	45:42.895	45:42.895
A. GREENHALGH	10:37:15	10:44:04	PIT	6:48.192	45:42.895	52:31.087
2 A. GREENHALGH	10:44:04	11:44:46	TRACK	1:00:42.415	1:46:25.310	1:53:13.502
A. GREENHALGH	11:44:46	11:52:39	PIT	7:52.569	1:46:25.310	2:01:06.071
3 A. GREENHALGH	11:52:39	12:53:00	TRACK	1:00:21.127	2:46:46.437	3:01:27.198
				T.Track	Pit Time	T.Time
				A. GREENHALGH	2:46:46.437	14:40.761
				R. GREENHALGH		3:01:27.198

83 PORSCHE 911 RS 3.0 Cl. 5 - H-1976						
1 B. DUARTE	09:51:32	10:34:49	TRACK	43:16.498	43:16.498	43:16.498
B. DUARTE	10:34:49	10:37:12	PIT	2:23.298	43:16.498	45:39.796
2 B. DUARTE	10:37:12	10:55:47	TRACK	18:34.725	1:01:51.223	1:04:14.521
				T.Track	Pit Time	T.Time
				B. DUARTE	1:01:51.223	2:23.298
				F. JESUS		1:04:14.521

84 LOTUS Elan 26R Cl. 1 - H-1965						
1 S. JONES	09:51:32	10:50:54	TRACK	59:21.112	59:21.112	59:21.112
S. JONES	10:50:54	10:52:54	PIT	2:00.663	59:21.112	1:01:21.775
2 S. JONES	10:52:54	11:31:58	TRACK	39:03.413	1:38:24.525	1:40:25.188
S. JONES	11:31:58	11:34:35	PIT	2:37.573	1:38:24.525	1:43:02.761
3 S. JONES	11:34:35	12:41:16	TRACK	1:06:40.995	2:45:05.520	2:49:43.756
S. JONES	12:41:16	12:43:00	PIT	1:43.569	2:45:05.520	2:51:27.325
4 S. JONES	12:43:00	12:55:02	TRACK	12:01.858	2:57:07.378	3:03:29.183
				T.Track	Pit Time	T.Time
				S. JONES	2:57:07.378	6:21.805
				C. ATKINSON		3:03:29.183

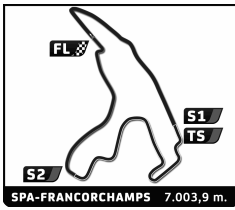
85 LOTUS Elan 26R Cl. 1 - H-1965						
1 S. BOND	09:51:32	10:38:47	TRACK	47:14.522	47:14.522	47:14.522
S. BOND	10:38:47	10:40:51	PIT	2:04.244	47:14.522	49:18.766
2 S. BOND	10:40:51	11:04:03	TRACK	23:11.863	1:10:26.385	1:12:30.629
S. BOND	11:04:03	11:06:39	PIT	2:35.746	1:10:26.385	1:15:06.375
3 S. BOND	11:06:39	11:40:15	TRACK	33:36.559	1:44:02.944	1:48:42.934
S. BOND	11:40:15	11:43:21	PIT	3:05.447	1:44:02.944	1:51:48.381
4 S. BOND	11:43:21	12:03:18	TRACK	19:56.743	2:03:59.687	2:11:45.124
S. BOND	12:03:18	12:04:28	PIT	1:10.696	2:03:59.687	2:12:55.820
5 S. BOND	12:04:28	12:55:02	TRACK	50:34.181	2:54:33.868	3:03:30.001
				T.Track	Pit Time	T.Time
				S. BOND	2:54:33.868	8:56.133
				C. GRAY		3:03:30.001

87 LOTUS Elan Cl. 1 - H-1965						
Not classified						
1 P. VERMAST	09:51:32	10:19:49	TRACK	28:16.931	28:16.931	28:16.931
P. VERMAST	10:19:49	10:27:53	PIT	8:03.369	28:16.931	36:20.300
2 P. VERMAST	10:27:53	10:31:32	TRACK	3:39.676	31:56.607	39:59.976
P. VERMAST	10:31:32	11:59:08	PIT	1:27:35.238	31:56.607	2:07:35.214
3 P. VERMAST	11:59:08	12:05:46	TRACK	6:38.321	38:34.928	2:14:13.535
P. VERMAST	12:05:46	12:52:58	PIT	47:12.159	38:34.928	3:01:25.694
				T.Track	Pit Time	T.Time
				P. VERMAST	38:34.928	2:22:50.766
				P. WILWERT		3:01:25.694

91 TRIUMPH TR4 Cl. 2 - H-1965						
1 S. SCHAMSCHUL	09:51:32	10:42:39	TRACK	51:06.188	51:06.188	51:06.188
S. SCHAMSCHUL	10:42:39	10:46:06	PIT	3:27.118	51:06.188	54:33.306
2 S. SCHAMSCHUL	10:46:06	11:44:45	TRACK	58:38.756	1:49:44.944	1:53:12.062
S. SCHAMSCHUL	11:44:45	11:50:49	PIT	6:04.338	1:49:44.944	2:07:16.400
3 S. SCHAMSCHUL	11:50:49	12:54:09	TRACK	1:03:20.202	2:53:05.146	3:02:36.602
				T.Track	Pit Time	T.Time
				S. SCHAMSCHUL	2:53:05.146	9:31.456
				M. SCHELLONG		3:02:36.602

92 MARCOS 1800GT Cl. 2 - H-1965						
Not classified						
1 A. JADOT	09:51:32	10:27:48	TRACK	36:15.346	36:15.346	36:15.346
A. JADOT	10:27:48	12:52:58	PIT	2:25:10.348	36:15.346	3:01:25.694
				T.Track	Pit Time	T.Time
				A. JADOT	36:15.346	2:25:10.348
				R. DE BORMAN		3:01:25.694

94 GILBERN 1800GT Cl. 2 - H-1965						
---	--	--	--	--	--	--



SPA 3 HOURS Spa Summer Classic Race

Stints Analysis

No Driver	Start	End	Type	Time	T.Track	T.Driver	No Driver	Start	End	Type	Time	T.Track	T.Driver
1 D. SMITH	09:51:32	10:37:35	TRACK	46:02.067	46:02.067	46:02.067	P. CHRISTOFOROU	10:36:43	10:40:58	PIT	4:14.897	45:10.680	49:25.577
D. SMITH	10:37:35	10:41:17	PIT	3:42.382	46:02.067	49:44.449	2 P. CHRISTOFOROU	10:40:58	11:49:00	TRACK	1:08:01.992	1:53:12.672	1:57:27.569
2 D. SMITH	10:41:17	11:10:53	TRACK	29:36.136	1:15:38.203	1:19:20.585	P. CHRISTOFOROU	11:49:00	11:50:44	PIT	1:43.851	1:53:12.672	1:59:11.420
D. SMITH	11:10:53	11:12:38	PIT	1:45.263	1:15:38.203	1:21:05.848	3 P. CHRISTOFOROU	11:50:44	12:53:28	TRACK	1:02:44.510	2:55:57.182	3:01:55.930
3 D. SMITH	11:12:38	11:40:06	TRACK	27:27.691	1:43:05.894	1:48:33.539	T.Track Pit Time T.Time						
D. SMITH	11:40:06	11:42:57	PIT	2:50.733	1:43:05.894	1:51:24.272	P. CHRISTOFOROU	2:55:57.182	5:58.748	3:01:55.930			
4 D. SMITH	11:42:57	12:21:58	TRACK	39:01.186	2:22:07.080	2:30:25.458	K. MICHAEL						
D. SMITH	12:21:58	12:27:01	PIT	5:03.186	2:22:07.080	2:35:28.644	A. CONSTANTINO						
5 D. SMITH	12:27:01	12:53:49	TRACK	26:48.392	2:48:55.472	3:02:17.036							

	T.Track	Pit Time	T.Time
D. SMITH	2:48:55.472	13:21.564	3:02:17.036
J. FAUX			

99 Not classified

PORSCHE 911 2.8 RSR Cl. 5 - H-1976

1 M. MEIRELES	09:51:32	10:34:05	TRACK	42:32.158	42:32.158	42:32.158
M. MEIRELES	10:34:05	10:36:01	PIT	1:56.273	42:32.158	44:28.431
2 M. MEIRELES	10:36:01	10:51:10	TRACK	15:09.207	57:41.365	59:37.638
M. MEIRELES	10:51:10	11:19:29	PIT	28:19.302	57:41.365	1:27:56.940
3 M. MEIRELES	11:19:29	11:38:06	TRACK	18:36.540	1:16:17.905	1:46:33.480
M. MEIRELES	11:38:06	12:52:58	PIT	1:14:52.214	1:16:17.905	3:01:25.694

	T.Track	Pit Time	T.Time
M. MEIRELES	1:16:17.905	1:45:07.789	3:01:25.694
V. NINA			

100 Not Started

FORD Falcon Cl. 3 - H-1965

1 B. GEORGI	09:51:32	02:00:00	TRACK			
-------------	----------	----------	-------	--	--	--

	T.Track	Pit Time	T.Time
B. GEORGI			
V. ICKX			

116

PORSCHE 911 RS 3.0 Cl. 5 - H-1976

1 M. DENTI	09:51:32	10:17:22	TRACK	25:49.614	25:49.614	25:49.614
M. DENTI	10:17:22	10:51:05	PIT	33:42.602	25:49.614	59:32.216
2 M. DENTI	10:51:05	11:43:05	TRACK	52:00.070	1:17:49.684	1:51:32.286
M. DENTI	11:43:05	11:45:44	PIT	2:39.300	1:17:49.684	1:54:11.586
3 M. DENTI	11:45:44	12:53:13	TRACK	1:07:29.334	2:25:19.018	3:01:40.920

	T.Track	Pit Time	T.Time
M. DENTI	2:25:19.018	36:21.902	3:01:40.920
F. DENTI			
P. MARZATICO			

120

TRIUMPH Dolomite Sprint Ex Works Cl. 5 - H-1976

1 M. SANDERS	09:51:32	10:05:58	TRACK	14:25.193	14:25.193	14:25.193
M. SANDERS	10:05:58	10:07:30	PIT	1:32.003	14:25.193	15:57.196
2 M. SANDERS	10:07:30	10:57:14	TRACK	49:44.685	1:04:09.878	1:05:41.881
M. SANDERS	10:57:14	11:00:26	PIT	3:12.127	1:04:09.878	1:08:54.008
3 M. SANDERS	11:00:26	11:32:39	TRACK	32:12.141	1:36:22.019	1:41:06.149
M. SANDERS	11:32:39	11:40:13	PIT	7:34.212	1:36:22.019	1:48:40.361
4 M. SANDERS	11:40:13	12:04:21	TRACK	24:08.493	2:00:30.512	2:12:48.854
M. SANDERS	12:04:21	12:06:38	PIT	2:17.133	2:00:30.512	2:15:05.987
5 M. SANDERS	12:06:38	12:56:03	TRACK	49:24.893	2:49:55.405	3:04:30.880

	T.Track	Pit Time	T.Time
M. SANDERS	2:49:55.405	14:35.475	3:04:30.880
J. LAYTON			

127

FORD Escort Mk1 RS1600 Cl. 5 - H-1976

1 P. CHRISTOFOROU	09:51:32	10:36:43	TRACK	45:10.680	45:10.680	45:10.680
-------------------	----------	----------	-------	-----------	-----------	-----------

161 Not classified

TVR Grantura Cl. 2 - H-1965

1 J. WARD	09:51:32	10:18:12	TRACK	26:39.823	26:39.823	26:39.823
J. WARD	10:18:12	12:52:58	PIT	2:34:45.871	26:39.823	3:01:25.694

	T.Track	Pit Time	T.Time
J. WARD	26:39.823	2:34:45.871	3:01:25.694
C. CONOLEY			

164 Not classified

ALFA ROMEO Giulia Ti Cl. 1 - H-1965

1 J. GIBBONS	09:51:32	10:39:23	TRACK	47:50.069	47:50.069	47:50.069
--------------	----------	----------	-------	-----------	-----------	-----------

	T.Track	Pit Time	T.Time
J. GIBBONS	47:50.069		
K. ANDO			

168

ALFA ROMEO GTAm Cl. 4 - H-1971

1 C. OLDENDORFF	09:51:32	10:40:46	TRACK	49:13.282	49:13.282	49:13.282
C. OLDENDORFF	10:40:46	10:46:17	PIT	5:30.824	49:13.282	54:44.106
2 C. OLDENDORFF	10:46:17	11:43:06	TRACK	56:49.605	1:46:02.887	1:51:33.711
C. OLDENDORFF	11:43:06	11:45:02	PIT	1:55.598	1:46:02.887	1:53:29.309
3 C. OLDENDORFF	11:45:02	12:53:11	TRACK	1:08:09.509	2:54:12.396	3:01:38.818

	T.Track	Pit Time	T.Time
C. OLDENDORFF	2:54:12.396	7:26.422	3:01:38.818
F. GEHRITZ			

173 Not classified

TVR Tuscan Cl. 4 - H-1971

1 C. KAY	09:51:32	10:43:15	TRACK	51:42.525	51:42.525	51:42.525
C. KAY	10:43:15	10:45:15	PIT	2:00.236	51:42.525	53:42.761
2 C. KAY	10:45:15	10:54:30	TRACK	9:14.311	1:00:56.836	1:02:57.072
C. KAY	10:54:30	12:52:58	PIT	1:58:28.622	1:00:56.836	3:01:25.694

	T.Track	Pit Time	T.Time
C. KAY	1:00:56.836	2:00:28.858	3:01:25.694
B. CAISLEY			

186

COBRA Daytona Cl. 3 - H-1965

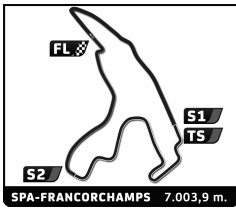
1 D. SMITHIES	09:51:32	10:49:08	TRACK	57:35.262	57:35.262	57:35.262
D. SMITHIES	10:49:08	10:51:25	PIT	2:17.771	57:35.262	59:53.033
2 D. SMITHIES	10:51:25	11:47:27	TRACK	56:01.276	1:53:36.538	1:55:54.309
D. SMITHIES	11:47:27	11:53:51	PIT	6:24.152	1:53:36.538	2:02:18.461
3 D. SMITHIES	11:53:51	12:53:20	TRACK	59:29.179	2:53:05.717	3:01:47.640

	T.Track	Pit Time	T.Time
D. SMITHIES	2:53:05.717	8:41.923	3:01:47.640
C. CLARKSON			
M. PANGBORN			

205

DATSUN 240Z Cl. 5 - H-1976

1 R. SCHNITZLER	09:51:32	10:54:29	TRACK	1:02:56.334	1:02:56.334	1:02:56.334
R. SCHNITZLER	10:54:29	11:00:37	PIT	6:08.250	1:02:56.334	1:09:04.584



SPA 3 HOURS

Spa Summer Classic Race

Stints Analysis

No Driver	Start	End	Type	Time	T.Track	T.Driver
2 R. SCHNITZLER	11:00:37	11:49:05	TRACK	48:28.217	1:51:24.551	1:57:32.801
R. SCHNITZLER	11:49:05	11:51:53	PIT	2:47.873	1:51:24.551	2:00:20.674
3 R. SCHNITZLER	11:51:53	12:53:02	TRACK	1:01:09.353	2:52:33.904	3:01:30.027

	T.Track	Pit Time	T.Time
R. SCHNITZLER	2:52:33.904	8:56.123	3:01:30.027
K. PANCHYZ			

208 CORVETTE C3 Not classified

Cl. 4 - H-1971

1 B. VIEREN	09:51:32	10:53:30	TRACK	1:01:57.634	1:01:57.634	1:01:57.634
B. VIEREN	10:53:30	11:03:30	PIT	10:00.251	1:01:57.634	1:11:57.885
2 B. VIEREN	11:03:30	11:49:10	TRACK	45:39.370	1:47:37.004	1:57:37.255
B. VIEREN	11:49:10	11:57:04	PIT	7:54.160	1:47:37.004	2:05:31.415
3 B. VIEREN	11:57:04	12:43:11	TRACK	46:07.249	2:33:44.253	2:51:38.664
B. VIEREN	12:43:11	12:52:58	PIT	9:47.030	2:33:44.253	3:01:25.694

	T.Track	Pit Time	T.Time
B. VIEREN	2:33:44.253	27:41.441	3:01:25.694
O. BOUGRAT			

226 MG B Cl. 2 - H-1965

1 B. GRONFIER	09:51:32	10:58:25	TRACK	1:06:52.192	1:06:52.192	1:06:52.192
B. GRONFIER	10:58:25	10:59:34	PIT	1:09.820	1:06:52.192	1:08:02.012
2 B. GRONFIER	10:59:34	11:12:59	TRACK	13:24.383	1:20:16.575	1:21:26.395
B. GRONFIER	11:12:59	11:18:44	PIT	5:44.909	1:20:16.575	1:27:11.304
3 B. GRONFIER	11:18:44	11:59:52	TRACK	41:07.964	2:01:24.539	2:08:19.268
B. GRONFIER	11:59:52	12:02:10	PIT	2:18.128	2:01:24.539	2:10:37.396
4 B. GRONFIER	12:02:10	12:54:59	TRACK	52:49.312	2:54:13.851	3:03:26.708

	T.Track	Pit Time	T.Time
B. GRONFIER	2:54:13.851	9:12.857	3:03:26.708
A. DARLEY			
J. GRANDIDIER			

232 FORD Mustang 350 GT Shelby Not classified

Cl. 3 - H-1965

1 S. FLOECK	09:51:32	10:42:13	TRACK	50:41.013	50:41.013	50:41.013
S. FLOECK	10:42:13	10:44:30	PIT	2:16.279	50:41.013	52:57.292
2 S. FLOECK	10:44:30	11:23:57	TRACK	39:27.657	1:30:08.670	1:32:24.949
S. FLOECK	11:23:57	11:25:08	PIT	1:11.095	1:30:08.670	1:33:36.044
3 S. FLOECK	11:25:08	11:42:58	TRACK	17:49.653	1:47:58.323	1:51:25.697
S. FLOECK	11:42:58	11:49:21	PIT	6:22.685	1:47:58.323	1:57:48.382
4 S. FLOECK	11:49:21	12:05:09	TRACK	15:48.281	2:03:46.604	2:13:36.663
S. FLOECK	12:05:09	12:25:10	PIT	20:00.982	2:03:46.604	2:33:37.645
5 S. FLOECK	12:25:10	02:00:00	TRACK		2:03:46.604	2:33:37.645

	T.Track	Pit Time	T.Time
S. FLOECK	2:03:46.604	29:51.041	2:33:37.645
C. DORNIER			
A. VAN HOOYDON			

269 SHELBY Cobra Daytona Cl. 3 - H-1965

1 B. PINEAU	09:51:32	10:59:26	TRACK	1:07:53.405	1:07:53.405	1:07:53.405
B. PINEAU	10:59:26	11:01:46	PIT	2:19.726	1:07:53.405	1:10:13.131
2 B. PINEAU	11:01:46	11:23:48	TRACK	22:02.803	1:29:56.208	1:32:15.934
B. PINEAU	11:23:48	11:24:52	PIT	1:03.491	1:29:56.208	1:33:19.425
3 B. PINEAU	11:24:52	11:40:42	TRACK	15:49.819	1:45:46.027	1:49:09.244
B. PINEAU	11:40:42	11:46:31	PIT	5:49.164	1:45:46.027	1:54:58.408
4 B. PINEAU	11:46:31	12:53:48	TRACK	1:07:16.687	2:53:02.714	3:02:15.095

	T.Track	Pit Time	T.Time
B. PINEAU	2:53:02.714	9:12.381	3:02:15.095
O. MUYTJENS			

296 ALFA ROMEO Giulia Ti Cl. 1 - H-1965

1 J. HORSFIELD	09:51:32	10:55:02	TRACK	1:03:29.875	1:03:29.875	1:03:29.875
J. HORSFIELD	10:55:02	11:01:12	PIT	6:09.245	1:03:29.875	1:09:39.120
2 J. HORSFIELD	11:01:12	12:03:16	TRACK	1:02:04.594	2:05:34.469	2:11:43.714
J. HORSFIELD	12:03:16	12:08:15	PIT	4:58.482	2:05:34.469	2:16:42.196
3 J. HORSFIELD	12:08:15	12:54:25	TRACK	46:10.132	2:51:44.601	3:02:52.328

	T.Track	Pit Time	T.Time
J. HORSFIELD	2:51:44.601	11:07.727	3:02:52.328
A. JUPE			

327 PORSCHE 911 SWB Cl. 2 - H-1965

1 N. NUNES	09:51:32	10:35:13	TRACK	43:40.281	43:40.281	43:40.281
N. NUNES	10:35:13	10:37:31	PIT	2:18.671	43:40.281	45:58.952
2 N. NUNES	10:37:31	11:31:09	TRACK	53:37.274	1:37:17.555	1:39:36.226
N. NUNES	11:31:09	11:36:52	PIT	5:43.676	1:37:17.555	1:45:19.902
3 N. NUNES	11:36:52	12:12:39	TRACK	35:46.307	2:13:03.862	2:21:06.209
N. NUNES	12:12:39	12:14:35	PIT	1:55.895	2:13:03.862	2:23:02.104
4 N. NUNES	12:14:35	12:53:59	TRACK	39:24.519	2:52:28.381	3:02:26.623

	T.Track	Pit Time	T.Time
N. NUNES	2:52:28.381	9:58.242	3:02:26.623
P. DAL MASO			
J. CARVALHOSA			

337 PORSCHE 911 2.5 ST Cl. 4 - H-1971

1 J. CARVALHOSA	09:51:32	10:38:35	TRACK	47:02.508	47:02.508	47:02.508
J. CARVALHOSA	10:38:35	10:40:41	PIT	2:05.744	47:02.508	49:08.252
2 J. CARVALHOSA	10:40:41	11:37:32	TRACK	56:51.473	1:43:53.981	1:45:59.725
J. CARVALHOSA	11:37:32	11:43:04	PIT	5:31.972	1:43:53.981	1:51:31.697
3 J. CARVALHOSA	11:43:04	12:54:57	TRACK	1:11:53.135	2:55:47.116	3:03:24.832

	T.Track	Pit Time	T.Time
J. CARVALHOSA	2:55:47.116	7:37.716	3:03:24.832
P. DAL MASO			
G. DAL MASO			

352 SHELBY Mustang GT 350 Cl. 3 - H-1965

1 D. KONSBRUCK	09:51:32	10:20:15	TRACK	28:42.307	28:42.307	28:42.307
D. KONSBRUCK	10:20:15	10:53:04	PIT	32:49.162	28:42.307	1:01:31.469
2 D. KONSBRUCK	10:53:04	11:09:13	TRACK	16:08.898	44:51.205	1:17:40.367
D. KONSBRUCK	11:09:13	11:53:15	PIT	44:02.618	44:51.205	2:01:42.985
3 D. KONSBRUCK	11:53:15	12:54:05	TRACK	1:00:49.265	1:45:40.470	3:02:32.250

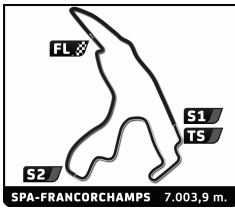
	T.Track	Pit Time	T.Time
D. KONSBRUCK	1:45:40.470	1:16:51.780	3:02:32.250
L. PICHONNIER			

471 FORD Escort RS 1600 Not classified

Cl. 4 - H-1971

1 B. WARMENIUS	09:51:32	10:34:50	TRACK	43:17.764	43:17.764	43:17.764
B. WARMENIUS	10:34:50	10:38:48	PIT	3:57.577	43:17.764	47:15.341
2 B. WARMENIUS	10:38:48	11:40:18	TRACK	1:01:30.377	1:44:48.141	1:48:45.718
B. WARMENIUS	11:40:18	11:42:19	PIT	2:00.348	1:44:48.141	1:50:46.066
3 B. WARMENIUS	11:42:19	12:09:37	TRACK	27:18.678	2:12:06.819	2:18:04.744

	T.Track	Pit Time	T.Time
B. WARMENIUS	2:12:06.819	5:57.925	2:18:04.744
G. ARESTAV			
B. NYGREN			



SPA 3 HOURS Spa Summer Classic Race

Stints Analysis

No Driver	Start	End	Type	Time	T.Track	T.Driver	No Driver	Start	End	Type	Time	T.Track	T.Driver
-----------	-------	-----	------	------	---------	----------	-----------	-------	-----	------	------	---------	----------

600 LOTUS Elan Cl. 1 - H-1965

1 J. TORDOFF	09:51:32	10:38:38	TRACK	47:05.128	47:05.128	47:05.128
J. TORDOFF	10:38:38	10:40:53	PIT	2:15.330	47:05.128	49:20.458
2 J. TORDOFF	10:40:53	11:40:58	TRACK	1:00:04.925	1:47:10.053	1:49:25.383
J. TORDOFF	11:40:58	11:43:07	PIT	2:09.647	1:47:10.053	1:51:35.030
3 J. TORDOFF	11:43:07	12:53:42	TRACK	1:10:34.245	2:57:44.298	3:02:09.275

	T.Track	Pit Time	T.Time
J. TORDOFF	2:57:44.298	4:24.977	3:02:09.275
A. JORDAN			

616 FORD Mustang Notchback Not classified Cl. 3 - H-1965

1 S. ADRIAANS	09:51:32	10:35:19	TRACK	43:46.740	43:46.740	43:46.740
S. ADRIAANS	10:35:19	10:37:35	PIT	2:16.258	43:46.740	46:02.998
2 S. ADRIAANS	10:37:35	11:37:42	TRACK	1:00:06.654	1:43:53.394	1:46:09.652
S. ADRIAANS	11:37:42	11:43:53	PIT	6:10.948	1:43:53.394	1:52:20.600
3 S. ADRIAANS	11:43:53	11:54:36	TRACK	10:42.956	1:54:36.350	2:03:03.556

	T.Track	Pit Time	T.Time
S. ADRIAANS	1:54:36.350	8:27.206	2:03:03.556
A. ADRIAANS			
E. VAN LIESHOUT			

766 SHELBY GT350 Not classified Cl. 3 - H-1965

1 R. DEVIS	09:51:32	10:05:21	TRACK	13:48.199	13:48.199	13:48.199
R. DEVIS	10:05:21	12:52:58	PIT	2:47:37.495	13:48.199	3:01:25.694

	T.Track	Pit Time	T.Time
R. DEVIS	13:48.199	2:47:37.495	3:01:25.694
M. DEVIS			