

# BELCAR HISTORIC CUP

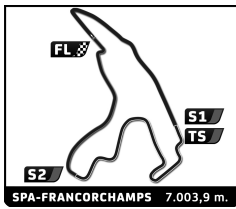
## Spa Summer Classic

### Race 1

## Sector Analysis

— Invalidated Lap    ■ Personal Best    ■ Session Best    B Crossing the pit lane

Lap	D	Time	Sector 1	Sector 2	Sector 3	Kph	Elapsed	Lap	D	Time	Sector 1	Sector 2	Sector 3	Kph	Elapsed
<b>2</b>	1.Luc MOORTGAT	Porsche 964 E						1	1	3:03.218	55.270	1:22.237	45.711	135.2	3:03.218
		2	1	3:02.755	<b>49.967</b>	1:21.597	51.191	138.0	6:05.973						
		3	1	4:36.177	1:19.623	1:54.769	1:21.785	91.3	10:42.150						
		4	1	5:06.296	1:31.001	1:54.804	1:40.491	82.3	15:48.446						
		5	1	4:14.776	1:42.054	1:34.828	57.894	99.0	20:03.222						
		6	1	2:56.686	50.465	1:20.278	45.943	142.7	22:59.908						
		7	1	2:57.358	51.022	1:19.976	46.360	142.2	25:57.266						
		8	1	<b>2:54.281</b>	50.508	1:18.689	<b>45.084</b>	144.7	28:51.547						
		9	1	2:54.470	50.746	<b>1:18.463</b>	45.261	144.5	31:46.017						
		<b>5</b>	1.Evertjan ALDERS	BMW E30 M3 D						1	1	2:45.921	48.040	1:15.797	42.084
2	1			2:55.701	45.593	1:14.722	55.386	143.5	5:41.622						
3	1			4:46.601	1:28.064	1:57.767	1:20.770	88.0	10:28.223						
4	1			5:04.096	1:29.505	1:58.046	1:36.545	82.9	15:32.319						
5	1			4:18.852	1:40.885	1:40.288	57.679	97.4	19:51.171						
6	1			2:41.813	45.248	1:14.324	42.241	155.8	22:32.984						
7	1			2:41.205	45.038	1:14.220	41.947	156.4	25:14.189						
8	1			<b>2:39.928</b>	<b>44.407</b>	<b>1:13.858</b>	<b>41.663</b>	157.7	27:54.117						
9	1			2:43.838	46.675	1:14.405	42.758	153.9	30:37.955						
<b>6</b>	1.Guy DE BAER			Ford GT40 Gulf E						1	1	3:14.791	58.876	1:26.725	49.190
		2	1	3:17.439	52.374	1:25.936	59.129	127.7	6:32.230						
		3	1	4:18.148	1:06.468	1:52.074	1:19.606	97.7	10:50.378						
		4	1	5:10.967	1:31.853	1:53.312	1:45.802	81.1	16:01.345						
		5	1	4:09.728	1:42.261	1:32.081	55.386	101.0	20:11.073						
		6	1	3:07.014	52.529	1:25.417	49.068	134.8	23:18.087						
		7	1	3:01.647	51.734	1:22.600	47.313	138.8	26:19.734						
		8	1	<b>2:58.572</b>	51.188	<b>1:21.017</b>	<b>46.367</b>	141.2	29:18.306						
		9	1	3:01.178	<b>51.130</b>	1:22.674	47.374	139.2	32:19.484						
		<b>7</b>	1.Luc GEEBELEN	Porsche 911 C						1	1	3:05.706	56.747	1:22.622	46.337
2	1			2:59.562	49.801	1:18.667	51.094	140.4	6:05.268						
3	1			4:36.277	1:19.291	1:55.110	1:21.876	91.3	10:41.545						
4	1			5:05.735	1:30.345	1:55.223	1:40.167	82.5	15:47.280						
5	1			4:15.081	1:41.906	1:35.336	57.839	98.8	20:02.361						
6	1			2:52.940	49.731	1:17.460	45.749	145.8	22:55.301						
7	1			<b>2:50.993</b>	<b>49.714</b>	1:17.124	<b>44.155</b>	147.5	25:46.294						
8	1			2:54.891	51.750	1:18.051	45.090	144.2	28:41.185						
9	1			2:52.736	51.237	<b>1:16.857</b>	44.642	146.0	31:33.921						
<b>9</b>	1.Luc BRANCKAERTS			Corvette C4 E						1	1	2:45.921	48.040	1:15.797	42.084
		2	1	2:55.701	45.593	1:14.722	55.386	143.5	5:41.622						
		3	1	4:46.601	1:28.064	1:57.767	1:20.770	88.0	10:28.223						
		4	1	5:04.096	1:29.505	1:58.046	1:36.545	82.9	15:32.319						
		5	1	4:18.852	1:40.885	1:40.288	57.679	97.4	19:51.171						
		6	1	2:41.813	45.248	1:14.324	42.241	155.8	22:32.984						
		7	1	2:41.205	45.038	1:14.220	41.947	156.4	25:14.189						
		8	1	<b>2:39.928</b>	<b>44.407</b>	<b>1:13.858</b>	<b>41.663</b>	157.7	27:54.117						
		9	1	2:43.838	46.675	1:14.405	42.758	153.9	30:37.955						
		<b>10</b>	1.Andreas FRICKE	Renault Alpine A110 C						1	1	3:14.791	58.876	1:26.725	49.190
2	1			3:17.439	52.374	1:25.936	59.129	127.7	6:32.230						
3	1			4:18.148	1:06.468	1:52.074	1:19.606	97.7	10:50.378						
4	1			5:10.967	1:31.853	1:53.312	1:45.802	81.1	16:01.345						
5	1			4:09.728	1:42.261	1:32.081	55.386	101.0	20:11.073						
6	1			3:07.014	52.529	1:25.417	49.068	134.8	23:18.087						
7	1			3:01.647	51.734	1:22.600	47.313	138.8	26:19.734						
8	1			<b>2:58.572</b>	51.188	<b>1:21.017</b>	<b>46.367</b>	141.2	29:18.306						
9	1			3:01.178	<b>51.130</b>	1:22.674	47.374	139.2	32:19.484						
<b>12</b>	1.François BOUILLON			Audi 80 Competition STW C						1	1	3:05.706	56.747	1:22.622	46.337
		2	1	2:59.562	49.801	1:18.667	51.094	140.4	6:05.268						
		3	1	4:36.277	1:19.291	1:55.110	1:21.876	91.3	10:41.545						
		4	1	5:05.735	1:30.345	1:55.223	1:40.167	82.5	15:47.280						
		5	1	4:15.081	1:41.906	1:35.336	57.839	98.8	20:02.361						
		6	1	2:52.940	49.731	1:17.460	45.749	145.8	22:55.301						
		7	1	<b>2:50.993</b>	<b>49.714</b>	1:17.124	<b>44.155</b>	147.5	25:46.294						
		8	1	2:54.891	51.750	1:18.051	45.090	144.2	28:41.185						
		9	1	2:52.736	51.237	<b>1:16.857</b>	44.642	146.0	31:33.921						
		<b>15</b>	1.Peter DIELEMAN	Volvo 850 GLT D						1	1	3:35.962	1:09.306	1:31.900	54.756
2	1			3:29.451	58.305	1:35.958	55.188	120.4	7:05.413						
3	1			4:02.106	59.347	1:37.817	1:24.942	104.1	11:07.519						
4	1			5:11.781	1:33.036	1:47.173	1:51.572	80.9	16:19.300						



# BELCAR HISTORIC CUP

## Spa Summer Classic

### Race 1

## Sector Analysis

— Invalidated Lap    ■ Personal Best    ■ Session Best    B Crossing the pit lane

Lap	D	Time	Sector 1	Sector 2	Sector 3	Kph	Elapsed	Lap	D	Time	Sector 1	Sector 2	Sector 3	Kph	Elapsed
-----	---	------	----------	----------	----------	-----	---------	-----	---	------	----------	----------	----------	-----	---------

5	1	4:14.758	1:41.920	1:38.196	54.642	99.0	20:34.058
6	1	3:20.425	58.370	1:27.240	54.815	125.8	23:54.483
7	1	3:16.960	58.548	1:27.482	50.930	128.0	27:11.443
8	1	<b>3:14.351</b>	<b>57.738</b>	<b>1:25.757</b>	<b>50.856</b>	129.7	30:25.794
9	1	3:15.740	57.944	1:26.426	51.370	128.8	33:41.534

		Porsche 964						
<b>17</b>	1.Eric NULENS							E
1	1	3:01.458	53.430	1:21.796	46.232	136.5	3:01.458	
2	1	3:01.617	49.451	1:21.263	50.903	138.8	6:03.075	
3	1	4:36.816	1:19.047	1:55.547	1:22.222	91.1	10:39.891	
4	1	5:04.598	1:29.693	1:55.154	1:39.751	82.8	15:44.489	
5	1	4:15.497	1:42.032	1:36.090	57.375	98.7	19:59.986	
6	1	2:56.777	48.944	1:20.205	47.628	142.6	22:56.763	
7	1	2:54.234	48.937	1:18.775	46.522	144.7	25:50.997	
8	1	<b>2:51.456</b>	<b>48.168</b>	1:18.159	<b>45.129</b>	147.1	28:42.453	
9	1	2:51.867	48.229	<b>1:17.693</b>	45.945	146.7	31:34.320	

		BMW E30 M3						
<b>18</b>	1.Paulo LIMA							D
1	1	3:15.432	1:01.501	1:25.471	48.460	126.8	3:15.432	
2	1	3:17.656	51.863	1:26.486	59.307	127.6	6:33.088	
3	1	4:18.210	1:06.734	1:51.475	1:20.001	97.6	10:51.298	
4	1	5:10.816	1:31.492	1:53.267	1:46.057	81.1	16:02.114	
5	1	4:09.830	1:42.703	1:31.396	55.731	100.9	20:11.944	
6	1	3:05.628	51.094	1:25.510	49.024	135.8	23:17.572	
7	1	3:04.317	51.104	1:23.152	50.061	136.8	26:21.889	
8	1	3:02.691	51.756	1:23.461	<b>47.474</b>	138.0	29:24.580	
9	1	<b>3:01.050</b>	<b>50.112</b>	<b>1:22.804</b>	48.134	139.3	32:25.630	

		Ford Escort RS1600						
<b>20</b>	1.Bas VAN ELDEREN							C
1	1	3:30.281	1:13.251	1:27.760	49.270	117.8	3:30.281	
2	1	3:17.038	53.075	1:28.638	55.325	128.0	6:47.319	
3	1	4:08.704	1:00.487	1:46.574	1:21.643	101.4	10:56.023	
4	1	5:09.283	1:31.156	1:52.391	1:45.736	81.5	16:05.306	
5	1	4:10.904	1:43.934	1:34.937	52.033	100.5	20:16.210	
6	1	3:04.521	53.110	1:23.186	48.225	136.6	23:20.731	
7	1	3:03.056	53.251	1:22.349	47.456	137.7	26:23.787	
8	1	3:02.685	52.299	1:22.879	47.507	138.0	29:26.472	
9	1	<b>2:59.840</b>	<b>51.870</b>	<b>1:21.175</b>	<b>46.795</b>	140.2	32:26.312	

		Austin Mini Cooper S						
<b>21</b>	1.Eric DAMSEAUX							A
1	1	3:27.181	1:09.461	1:27.025	50.695	119.6	3:27.181	
2	1	3:27.913	57.118	1:33.902	56.893	121.3	6:55.094	
3	1	4:02.872	59.344	1:41.840	1:21.688	103.8	10:57.966	
4	1	5:10.299	1:31.458	1:51.702	1:47.139	81.3	16:08.265	
5	1	4:11.941	1:42.312	1:38.372	51.257	100.1	20:20.206	
6	1	3:18.253	57.020	1:28.929	52.304	127.2	23:38.459	
7	1	3:16.482	57.393	1:26.589	52.500	128.3	26:54.941	
8	1	3:13.233	<b>56.671</b>	1:26.130	50.432	130.5	30:08.174	

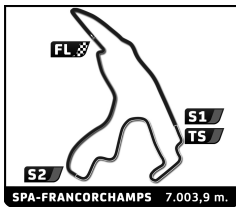
		BMW 635csi						
<b>22</b>	1.Anthony VONK 2.Ruud BOFFIN							E
1	1	3:02.753	54.780	1:21.513	46.460	135.6	3:02.753	
2	1	3:01.066	<b>49.013</b>	1:21.117	50.936	139.3	6:03.819	
3	1	4:36.673	1:19.218	1:55.308	1:22.147	91.1	10:40.492	
4	1	5:04.763	1:30.131	1:55.141	1:39.491	82.7	15:45.255	
5	1	4:15.432	1:42.296	1:35.685	57.451	98.7	20:00.687	
6	1	2:55.530	49.784	1:19.741	46.005	143.6	22:56.217	
7	1	2:53.902	49.158	<b>1:18.225</b>	46.519	145.0	25:50.119	
8	1	2:54.053	49.596	1:19.909	44.548	144.9	28:44.172	
9	1	<b>2:53.415</b>	49.537	1:19.549	<b>44.329</b>	145.4	31:37.587	

		Toyota Celica						
<b>23</b>	1.Dominique HOLVOET							B
1	1	3:11.463	58.811	1:24.788	47.864	129.4	3:11.463	
2	1	3:06.384	53.143	1:22.466	50.775	135.3	6:17.847	
3	1	4:30.577	1:17.549	1:52.453	1:20.575	93.2	10:48.424	
4	1	5:09.530	1:31.396	1:53.389	1:44.745	81.5	15:57.954	
5	1	4:10.796	1:41.375	1:33.073	56.348	100.5	20:08.750	
6	1	3:02.930	<b>52.525</b>	<b>1:21.263</b>	49.142	137.8	23:11.680	
7	1	3:03.322	53.176	1:22.993	47.153	137.5	26:15.002	
8	1	3:02.432	53.758	1:21.948	<b>46.726</b>	138.2	29:17.434	
9	1	<b>3:01.722</b>	53.018	1:21.344	47.360	138.8	32:19.156	

		BMW 325						
<b>27</b>	1.Roel VAN OLST							D
1	1	3:36.043	1:11.315	1:30.940	53.788	114.7	3:36.043	
2	1	3:26.183	56.655	1:33.552	55.976	122.3	7:02.226	
3	1	4:01.405	1:00.007	1:38.647	1:22.751	104.4	11:03.631	
4	1	5:11.204	1:34.495	1:47.944	1:48.765	81.0	16:14.835	
5	1	4:13.805	1:42.705	1:37.275	53.825	99.3	20:28.640	
6	1	3:14.228	56.039	1:27.180	<b>51.009</b>	129.8	23:42.868	
7	1	3:14.008	55.115	1:27.740	51.153	130.0	26:56.876	
8	1	<b>3:12.839</b>	55.408	<b>1:26.266</b>	51.165	130.8	30:09.715	
9	1	3:13.374	<b>55.037</b>	1:27.292	51.045	130.4	33:23.089	

		Toyota MR2						
<b>28</b>	1.David THOMAS							
1	1	3:40.480	1:20.130			112.4	3:40.480	
2	1	3:31.433	58.084			119.3	7:11.913	
3	1	4:00.608	59.736	1:34.426	1:26.446	104.8	11:12.521	
4	1	5:11.411	1:33.155	1:45.867	1:52.389	81.0	16:23.932	
5	1	4:15.971	1:40.495			98.5	20:39.903	
6	1	3:15.372	<b>57.347</b>			129.1	23:55.275	
7	1	<b>3:13.478</b>	57.500			130.3	27:08.753	
8	1	3:30.749	57.837	<b>1:26.268</b>	<b>1:06.644</b>	119.6	30:39.502	

		BMW E36 STW						
<b>30</b>	1.Dirk VAN ROMPUY 2.Erik QVICK							D



# BELCAR HISTORIC CUP

## Spa Summer Classic

### Race 1

## Sector Analysis

— Invalidated Lap    ■ Personal Best    ■ Session Best    B Crossing the pit lane

Lap	D	Time	Sector 1	Sector 2	Sector 3	Kph	Elapsed	Lap	D	Time	Sector 1	Sector 2	Sector 3	Kph	Elapsed
1	1	3:10.390	59.949	1:23.407	47.034	130.1	3:10.390	5	1	4:17.477	1:41.461	1:40.283	55.733	97.9	20:38.826
2	1	3:00.338	49.669	1:21.891	48.778	139.8	6:10.728	6	1	3:17.599	57.154	1:29.444	51.001	127.6	23:56.425
3	1	4:33.814	1:19.558	1:54.237	1:20.019	92.1	10:44.542	7	1	3:17.566	57.863	1:29.600	50.103	127.6	27:13.991
4	1	5:07.359	1:31.856	1:54.297	1:41.206	82.0	15:51.901	8	1	3:17.089	56.948	1:27.894	52.247	127.9	30:31.080
5	1	4:13.383	1:43.286	1:32.459	57.638	99.5	20:05.284	9	1	3:20.573	58.189	1:30.620	51.764	125.7	33:51.653
6	1	2:55.435	48.889	1:20.437	46.109	143.7	23:00.719								
7	1	2:55.744	48.609	1:21.067	46.068	143.5	25:56.463								
8	1	2:53.333	47.918	1:19.764	45.651	145.5	28:49.796								
9	1	2:53.878	48.380	1:20.128	45.370	145.0	31:43.674								

**32** 1. Jorge CRUZ BMW E21 323i D

1	1	3:14.502	1:01.004	1:25.311	48.187	127.4	3:14.502
2	1	3:16.241	52.434	1:24.988	58.819	128.5	6:30.743
3	1	4:18.933	1:06.296	1:52.509	1:20.128	97.4	10:49.676
4	1	5:09.854	1:31.561	1:53.345	1:44.948	81.4	15:59.530
5	1	4:10.681	1:42.206	1:32.702	55.773	100.6	20:10.211
6	1	3:06.144	53.077	1:24.568	48.499	135.5	23:16.355
7	1	3:06.210	52.947	1:24.728	48.535	135.4	26:22.565
8	1	3:04.794	52.820	1:23.240	48.734	136.4	29:27.359
9	1	3:05.229	53.115	1:23.858	48.256	136.1	32:32.588

**33** 1. Tim KUIJL BMW E36 325i D

1	1	2:46.532	49.256	1:14.853	42.423	148.8	2:46.532
2	1	2:55.633	46.415	1:13.621	55.597	143.6	5:42.165
3	1	4:46.614	1:28.015	1:57.757	1:20.842	88.0	10:28.779
4	1	5:04.192	1:29.423	1:57.979	1:36.790	82.9	15:32.971
5	1	4:18.904	1:40.944	1:39.978	57.982	97.4	19:51.875
6	1	2:47.369	47.930	1:16.666	42.773	150.7	22:39.244
7	1	2:50.790	50.540	1:17.389	42.861	147.6	25:30.034
8	1	2:47.972	49.060	1:15.516	43.396	150.1	28:18.006
9	1	2:47.887	48.413	1:16.392	43.082	150.2	31:05.893

**42** 1. Gilles DUBOIS BMW E30 325i D

1	1	3:21.860	1:05.483	1:27.467	48.910	122.7	3:21.860
2	1	3:19.742	56.952	1:28.616	54.174	126.2	6:41.602
3	1	4:13.481	1:03.835	1:48.034	1:21.612	99.5	10:55.083
4	1	5:09.964	1:30.186	1:53.501	1:46.277	81.3	16:05.047
5	1	4:10.365	1:42.798	1:34.458	53.109	100.7	20:15.412
6	1	3:09.257	55.791	1:24.904	48.562	133.2	23:24.669
7	1	3:08.979	55.693	1:25.097	48.189	133.4	26:33.648
8	1	3:09.247	55.903	1:24.765	48.579	133.2	29:42.895
9	1	3:12.573	55.195	1:26.875	50.503	130.9	32:55.468

**43** 1. Stefan KREMER LOTUS Europa S2 B

1	1	3:39.213	1:12.761	1:32.649	53.803	113.0	3:39.213
2	1	3:31.671	58.455	1:36.864	56.352	119.1	7:10.884
3	1	3:59.916	59.770	1:34.374	1:25.772	105.1	11:10.800
4	1	5:10.549	1:33.565	1:45.908	1:51.076	81.2	16:21.349

**48** LOTUS Elan  
1. Paul TOOMS  
2. Edward SEVADJIAN

1	1	4:49.324	2:37.326	1:20.972	51.026	85.6	4:49.324
2	1	4:41.650	1:00.915	1:31.894	2:08.841	89.5	9:30.974
3	1	14:56.584	...	1:20.783	52.865	28.1	24:27.558
4	1	2:56.584	50.048	1:20.162	46.374	142.8	27:24.142
5	1	2:57.609	50.609	1:20.434	46.566	142.0	30:21.751
6	1	3:28.304	51.476	1:21.957	1:14.871	121.0	33:50.055

**52** 1. Jan BRUNEEL BMW E30 325i D

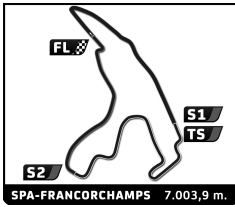
1	1	3:32.790	1:13.499	1:28.637	50.654	116.4	3:32.790
2	1	3:24.931	55.693	1:32.438	56.800	123.0	6:57.721
3	1	4:01.554	57.844	1:42.272	1:21.438	104.4	10:59.275
4	1	5:10.720	1:32.635	1:51.086	1:46.999	81.1	16:09.995
5	1	4:12.917	1:43.367	1:36.877	52.673	99.7	20:22.912
6	1	3:18.701	55.071	1:27.203	56.427	126.9	23:41.613
7	1	3:12.304	56.308	1:24.667	51.329	131.1	26:53.917
8	1	3:10.942	54.591	1:26.248	50.103	132.1	30:04.859
9	1	3:05.497	54.284	1:22.566	48.647	135.9	33:10.356

**53** 1. Wim KUIJL FORD Capri 3100 RS E

1	1	2:57.111	57.198	1:18.092	41.821	139.9	2:57.111
2	1	2:55.058	45.409	1:14.962	54.687	144.0	5:52.169
3	1	4:43.582	1:24.689	1:56.852	1:22.041	88.9	10:35.751
4	1	5:05.115	1:29.052	1:56.486	1:39.577	82.6	15:40.866
5	1	4:15.258	1:40.750	1:37.387	57.121	98.8	19:56.124
6	1	2:40.865	45.576	1:14.214	41.075	156.7	22:36.989
7	1	2:40.576	44.897	1:14.423	41.256	157.0	25:17.565
8	1	2:41.149	45.043	1:14.436	41.670	156.5	27:58.714
9	1	2:42.011	45.130	1:15.038	41.843	155.6	30:40.725

**54** 1. Jan VAN ELDEREN FORD Sierra Cosworth RS500 E

1	1	2:49.626	49.277	1:17.330	43.019	146.1	2:49.626
2	1	2:55.839	46.155	1:15.910	53.774	143.4	5:45.465
3	1	4:46.548	1:27.508	1:57.841	1:21.199	88.0	10:32.013
4	1	5:04.284	1:28.713	1:57.763	1:37.808	82.9	15:36.297
5	1	4:18.039	1:40.692	1:39.466	57.881	97.7	19:54.336
6	1	2:46.438	46.879	1:16.590	42.969	151.5	22:40.774
7	1	2:43.828	46.344	1:14.945	42.539	153.9	25:24.602
8	1	2:43.488	46.244	1:14.932	42.312	154.2	28:08.090



# BELCAR HISTORIC CUP


## Spa Summer Classic

### Race 1

### Sector Analysis

— Invalidated Lap    ■ Personal Best    ■ Session Best    B Crossing the pit lane

Lap	D	Time	Sector 1	Sector 2	Sector 3	Kph	Elapsed	Lap	D	Time	Sector 1	Sector 2	Sector 3	Kph	Elapsed
55 1.Dirk KUIJL <small>FORD Capri 3100 RS Cosworth E</small>															
1	1	2:51.322	50.340	1:18.163	42.819	144.6	2:51.322	9	1	3:17.086	58.258	1:26.753	52.075	127.9	33:12.070
2	1	2:57.765	46.759	1:16.821	54.185	141.8	5:49.087	69 1.Bert THEUNISSEN <small>BMW E36 325i D</small>							
3	1	4:45.996	1:26.848	1:57.105	1:22.043	88.2	10:35.083	2	2	3:04.882	48.617	1:21.299	54.966	136.4	6:00.712
4	1	5:04.974	1:28.452	1:57.116	1:39.406	82.7	15:40.057	3	2	4:37.141	1:18.420	1:56.283	1:22.438	91.0	10:37.853
5	1	4:15.524	1:39.960	1:38.288	57.276	98.7	19:55.581	4	2	5:04.812	1:28.634	1:56.206	1:39.972	82.7	15:42.665
6	1	2:47.034	46.908	1:17.371	42.755	151.0	22:42.615	5	2	4:15.483	1:40.440	1:37.500	57.543	98.7	19:58.148
7	1	2:44.629	46.591	1:15.610	42.428	153.2	25:27.244	6	2	2:50.716	48.827	1:17.319	44.570	147.7	22:48.864
8	1	2:44.135	46.994	1:14.723	42.418	153.6	28:11.379	7	2	3:02.534 B	48.445	1:15.842	58.247	138.1	25:51.398
9	1	2:45.276	47.164	1:15.498	42.614	152.6	30:56.655	8	2	3:13.257	1:10.389	1:17.685	45.183	130.5	29:04.655
BMW E36 325i D															
56 1.Pieter DIERCKX <small>BMW E36 325i D</small>															
2.Jasper DIERCKX															
1	1	3:13.572	1:01.987	1:24.107	47.478	128.0	3:13.572	9	2	2:49.657	48.715	1:16.578	44.364	148.6	31:54.312
61 1.Juri VANNIEUWENBORGH <small>BMW 635csi grp C E</small>															
1	1	3:05.278	54.540	1:24.409	46.329	133.7	3:05.278	75 1.Thierry DE BONHOME <small>CITROEN AX Sport A</small>							
2	1	3:03.105	50.202	1:23.832	49.071	137.7	6:08.383	2	2	3:27.150	57.388	1:33.664	56.098	121.7	6:59.402
3	1	4:34.579	1:18.628	1:55.841	1:20.110	91.8	10:42.962	3	2	4:01.817	59.410	1:40.149	1:22.258	104.3	11:01.219
4	1	5:06.311	1:31.611	1:54.088	1:40.612	82.3	15:49.273	4	2	5:11.238	1:33.507	1:49.735	1:47.996	81.0	16:12.457
5	1	4:14.337	1:43.145	1:33.670	57.522	99.1	20:03.610	5	2	4:14.877	1:42.663	1:38.409	53.805	98.9	20:27.334
6	1	2:55.624	49.127	1:20.871	45.626	143.6	22:59.234	6	2	3:15.939	57.709	1:27.989	50.241	128.7	23:43.273
7	1	2:56.191	48.846	1:21.664	45.681	143.1	25:55.425	7	2	3:14.966	56.831	1:28.005	50.130	129.3	26:58.239
8	1	2:55.419	48.985	1:21.062	45.372	143.7	28:50.844	8	2	3:13.406	56.717	1:26.654	50.035	130.4	30:11.645
9	1	2:54.945	48.895	1:20.675	45.375	144.1	31:45.789	9	2	3:14.624	56.780	1:27.783	50.061	129.6	33:26.269
65 1.Johannes SCHOUTEN <small>BMW 635 Group A E</small>															
1	1	3:03.845	55.562	1:22.849	45.434	134.8	3:03.845	77 1.Illaria STALLIVIERE <small>RENAULT Clio C</small>							
2	1	3:00.629	49.573	1:19.789	51.267	139.6	6:04.474	1	1	3:38.979	1:18.537	1:29.638	50.804	113.1	3:38.979
3	1	4:36.301	1:19.189	1:55.186	1:21.926	91.3	10:40.775	2	1	3:29.321	58.636	1:34.965	55.720	120.5	7:08.300
4	1	5:05.159	1:30.337	1:55.314	1:39.508	82.6	15:45.934	3	1	4:01.296	58.634	1:36.980	1:25.682	104.5	11:09.596
5	1	4:15.143	1:42.149	1:35.687	57.307	98.8	20:01.077	4	1	5:10.457	1:33.747	1:46.084	1:50.626	81.2	16:20.053
6	1	2:52.347	49.524	1:17.196	45.627	146.3	22:53.424	5	1	4:14.460	1:41.931	1:38.348	54.181	99.1	20:34.513
7	1	2:51.500	50.545	1:16.578	44.377	147.0	25:44.924	6	1	3:09.845	56.973	1:24.610	48.262	132.8	23:44.358
8	1	2:49.440	49.710	1:15.879	43.851	148.8	28:34.364	7	1	3:09.930	54.535	1:25.982	49.413	132.8	26:54.288
9	1	2:50.019	49.890	1:16.047	44.082	148.3	31:24.383	8	1	3:09.020	54.546	1:26.286	48.188	133.4	30:03.308
NISSAN 200SX E															
66 1.Patrick VERBELEN															
1	1	3:24.521	1:11.667	1:26.176	46.678	121.1	3:24.521	9	1	3:05.875	54.527	1:23.315	48.033	135.7	33:09.183
2	1	3:09.790	51.508	1:24.444	53.838	132.9	6:34.311	81 1.Erik BRUYNOGHE <small>PORSCHE 911 E</small>							
3	1	4:18.781	1:09.688	1:47.954	1:21.139	97.4	10:53.092	1	1	2:48.407	50.008	1:15.936	42.463	147.1	2:48.407
4	1	5:10.022	1:30.434	1:53.628	1:45.960	81.3	16:03.114	2	1	2:54.736	46.505	1:14.575	53.656	144.3	5:43.143
5	1	4:09.883	1:43.203	1:30.703	55.977	100.9	20:12.997	3	1	4:47.009	1:28.027	1:58.298	1:20.684	87.9	10:30.152
6	1	3:07.628	52.751	1:23.872	51.005	134.4	23:20.625	4	1	5:03.839	1:29.238	1:57.787	1:36.814	83.0	15:33.991
7	1	3:16.005	1:00.557	1:25.497	49.951	128.6	26:36.630	5	1	4:18.448	1:40.878	1:39.928	57.642	97.6	19:52.439
8	1	3:18.354	58.313	1:27.449	52.592	127.1	29:54.984	6	1	3:10.917 B	49.907	1:23.179	57.831	132.1	23:03.356
82 1.Xavier MARTENS <small>PORSCHE 911RS E</small>															
1	1	3:08.897	57.265	1:24.985	46.647	131.2	3:08.897								
2	1	3:04.794	51.395	1:23.914	49.485	136.4	6:13.691								



# BELCAR HISTORIC CUP Spa Summer Classic Race 1

## Sector Analysis

— Invalidated Lap   
 ■ Personal Best   
 ■ Session Best   
 ■ Crossing the pit lane

Lap	D	Time	Sector 1	Sector 2	Sector 3	Kph	Elapsed	Lap	D	Time	Sector 1	Sector 2	Sector 3	Kph	Elapsed
3	1	4:33.021	1:18.974	1:53.128	1:20.919	92.4	10:46.712	8	1	3:08.238	54.018	1:26.150	48.070	133.9	29:52.829
4	1	5:09.749	1:30.859	1:54.173	1:44.717	81.4	15:56.461	9	1	3:06.414	54.892	1:24.380	47.142	135.3	32:59.243

Lap	D	Time	Sector 1	Sector 2	Sector 3	Kph	Elapsed
5	1	4:10.381	1:40.795	1:32.126	57.460	100.7	20:06.842
6	1	3:04.249	51.168			136.8	23:11.091
7	1	3:04.604	51.836	1:24.690	48.078	136.6	26:15.695
8	1	3:01.090	51.703	1:23.086	46.301	139.2	29:16.785
9	1	3:01.081	50.969			139.2	32:17.866

94 1.Gust VAN HAELEST MAZDA RX3 D							
1	1	2:56.668	52.209	1:19.794	44.665	140.2	2:56.668
2	1	3:05.419	49.461	1:20.864	55.094	136.0	6:02.087
3	1	4:37.151	1:19.345	1:55.574	1:22.232	91.0	10:39.238
4	1	5:04.623	1:29.553	1:55.446	1:39.624	82.8	15:43.861
5	1	4:15.339	1:41.999	1:36.102	57.238	98.7	19:59.200
6	1	2:54.824	48.902	1:19.404	46.518	144.2	22:54.024
7	1	2:53.056	49.556	1:19.330	44.170	145.7	25:47.080
8	1	2:53.401	49.654	1:18.994	44.753	145.4	28:40.481
9	1	2:51.920	49.252	1:18.154	44.514	146.7	31:32.401

121 1.Chris PEARSON MAZDA MX 5 B							
1	1	3:41.199	1:17.265	1:30.378	53.556	112.0	3:41.199
2	1	3:32.590	59.564	1:36.299	56.727	118.6	7:13.789
3	1	4:00.698	1:01.308	1:31.846	1:27.544	104.8	11:14.487
4	1	5:11.069	1:33.044	1:45.008	1:53.017	81.1	16:25.556
5	1	4:15.609	1:40.916	1:39.925	54.768	98.6	20:41.165
6	1	3:20.798	59.343	1:28.682	52.773	125.6	24:01.963
7	1	3:19.753	59.637	1:27.722	52.394	126.2	27:21.716
8	1	3:20.013	59.891	1:28.194	51.928	126.1	30:41.729

127 1.Chris SERVAYE VOLVO 240 Turbo E							
1	1	3:09.857	58.710	1:23.974	47.173	130.5	3:09.857
2	1	3:05.740	52.016	1:23.670	50.054	135.7	6:15.597
3	1	4:32.345	1:18.444	1:52.874	1:21.027	92.6	10:47.942
4	1	5:09.601	1:31.029	1:53.494	1:45.078	81.4	15:57.543
5	1	4:10.383	1:41.051	1:33.416	55.916	100.7	20:07.926
6	1	3:02.681	51.116	1:22.942	48.623	138.0	23:10.607
7	1	3:02.582	51.824	1:21.913	48.845	138.1	26:13.189
8	1	3:01.327	51.429	1:22.430	47.468	139.1	29:14.516
9	1	3:02.685	51.944	1:22.904	47.837	138.0	32:17.201

147 1.David POTTERS PEUGEOT 206 C							
1	1	3:32.664	1:13.607	1:28.841	50.216	116.5	3:32.664
2	1	3:28.278	55.139	1:37.351	55.788	121.1	7:00.942
3	1	4:01.389	59.997	1:39.248	1:22.144	104.5	11:02.331
4	1	5:11.620	1:34.180	1:48.634	1:48.806	80.9	16:13.951
5	1	4:13.573	1:41.952	1:38.292	53.329	99.4	20:27.524
6	1	3:10.772	53.936	1:26.527	50.309	132.2	23:38.296
7	1	3:06.295	53.701	1:25.866	46.728	135.3	26:44.591

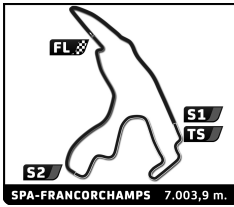
155 1.Leonard BATENBURG BMW E30 M3 D							
1	1	2:50.350	50.369	1:17.759	42.222	145.4	2:50.350
2	1	2:55.655	47.114	1:14.675	53.866	143.5	5:46.005
3	1	4:47.048	1:27.852	1:57.759	1:21.437	87.8	10:33.053
4	1	5:04.322	1:28.259	1:57.848	1:38.215	82.9	15:37.375
5	1	4:17.123	1:40.448	1:39.067	57.608	98.1	19:54.498
6	1	2:48.622	49.258	1:16.730	42.634	149.5	22:43.120
7	1	2:44.766	47.956	1:14.243	42.567	153.0	25:27.886
8	1	2:43.990	47.658	1:13.879	42.453	153.8	28:11.876
9	1	2:45.397	47.695	1:14.734	42.968	152.4	30:57.273

194 1.Mario POTTERS PEUGEOT 205 GTI B							
1	1	3:11.939	1:00.791	1:23.836	47.312	129.1	3:11.939
2	1	3:18.082	53.315	1:25.850	58.917	127.3	6:30.021
3	1	4:19.119	1:06.179	1:52.789	1:20.151	97.3	10:49.140
4	1	5:09.894	1:31.571	1:53.320	1:45.003	81.4	15:59.034
5	1	4:10.411	1:41.928	1:32.293	56.190	100.7	20:09.445
6	1	3:02.731	53.052	1:20.397	49.282	138.0	23:12.176
7	1	3:00.102	53.235	1:20.065	46.802	140.0	26:12.278

223 1.Floris FICK BMW 2002 C							
1	1	3:25.097	1:12.888	1:24.366	47.843	120.8	3:25.097
2	1	3:10.155	53.236	1:23.310	53.609	132.6	6:35.252
3	1	4:18.437	1:09.332	1:48.078	1:21.027	97.6	10:53.689
4	1	5:10.376	1:30.494	1:53.689	1:46.193	81.2	16:04.065
5	1	4:09.618	1:42.809	1:31.893	54.916	101.0	20:13.683
6	1	3:04.934	53.517	1:22.869	48.548	136.3	23:18.617
7	1	3:02.298	51.851	1:22.598	47.849	138.3	26:20.915
8	1	2:59.980	52.294	1:20.909	46.777	140.1	29:20.895
9	1	3:00.012	52.287	1:20.727	46.998	140.1	32:20.907

250 1.Alexander TROJAN FORD Escort RS2000 MK II C							
1	1	3:29.574	1:08.860	1:29.165	51.549	118.2	3:29.574
2	1	3:29.341	59.009	1:33.933	56.399	120.4	6:58.915
3	1	4:01.809	58.967	1:40.502	1:22.340	104.3	11:00.724
4	1	5:10.410	1:32.620	1:50.311	1:47.479	81.2	16:11.134
5	1	4:15.611	1:43.099	1:38.623	53.889	98.6	20:26.745
6	1	3:14.256	57.211	1:27.070	49.975	129.8	23:41.001
7	1	3:14.401	56.715	1:26.767	50.919	129.7	26:55.402
8	1	3:10.876	55.679	1:25.103	50.094	132.1	30:06.278
9	1	3:12.614	56.959	1:26.226	49.429	130.9	33:18.892

251 1.Marc ROESSLE FORD Escort RS2000 MK I Holbay D							
---	--	--	--	--	--	--	--



# BELCAR HISTORIC CUP

## Spa Summer Classic

### Race 1

## Sector Analysis

— Invalidated Lap    ■ Personal Best    ■ Session Best    ■ Crossing the pit lane

Lap	D	Time	Sector 1	Sector 2	Sector 3	Kph	Elapsed	Lap	D	Time	Sector 1	Sector 2	Sector 3	Kph	Elapsed
1	1	3:36.241	1:14.052	1:29.752	52.437	114.6	3:36.241								
2	1	3:30.185	59.026	1:35.904	55.255	120.0	7:06.426								
3	1	4:02.195	59.522	1:37.442	1:25.231	104.1	11:08.621								

254
1.Simeon ROESSLE

FORD Puma 16V  
B

1	1	3:43.297	1:20.144	1:30.593	52.560	111.0	3:43.297
2	1	3:34.151	58.958	1:37.582	57.611	117.7	7:17.448
3	1	3:59.712	1:01.213	1:33.570	1:24.929	105.2	11:17.160
4	1	5:10.457	1:32.317	1:43.851	1:54.289	81.2	16:27.617
5	1	4:15.617	1:40.549	1:40.190	54.878	98.6	20:43.234
6	1	3:20.682	58.578	1:28.576	53.528	125.6	24:03.916
7	1	3:17.859	58.077	1:28.362	51.420	127.4	27:21.775
8	1	3:22.194	59.137	1:29.783	53.274	124.7	30:43.969

452
1.Fred KRAB

BMW E30 M3  
D

1	1	2:57.212	53.857	1:18.714	44.641	139.8	2:57.212
2	1	3:04.016	48.774	1:20.048	55.194	137.0	6:01.228
3	1	4:37.047	1:18.926	1:56.032	1:22.089	91.0	10:38.275
4	1	5:04.698	1:29.677	1:55.571	1:39.450	82.8	15:42.973
5	1	4:15.873	1:41.614	1:36.681	57.578	98.5	19:58.846
6	1	2:53.345	49.568	1:19.030	44.747	145.5	22:52.191
7	1	2:50.109	47.705	1:17.643	44.761	148.2	25:42.300
8	1	2:51.380	49.098	1:18.120	44.162	147.1	28:33.680
9	1	2:49.538	48.887	1:17.022	43.629	148.7	31:23.218

501
1.Ricardo PEREIRA

FORD Mk2 RS2000  
C

1	1	3:06.522	56.132	1:22.990	47.400	132.8	3:06.522
2	1	3:03.062	51.529	1:21.596	49.937	137.7	6:09.584
3	1	4:34.204	1:18.915	1:55.344	1:19.945	92.0	10:43.788
4	1	5:07.178	1:31.564	1:54.298	1:41.316	82.1	15:50.966
5	1	4:13.521	1:43.071	1:32.675	57.775	99.5	20:04.487
6	1	2:57.612	52.214	1:19.019	46.379	142.0	23:02.099
7	1	2:56.781	51.636	1:18.944	46.201	142.6	25:58.880
8	1	2:57.747	52.272	1:19.108	46.367	141.9	28:56.627
9	1	2:57.476	52.465	1:18.871	46.140	142.1	31:54.103

911
1.Michael WITTKÉ

PORSCHE 911 Carrera RSR  
E

1	1	2:47.667	49.126	1:16.138	42.403	147.8	2:47.667
2	1	2:55.874	46.712	1:15.735	53.427	143.4	5:43.541
3	1	4:47.486	1:28.201	1:58.369	1:20.916	87.7	10:31.027
4	1	5:03.614	1:28.945	1:57.821	1:36.848	83.0	15:34.641
5	1	4:18.002	1:41.221	1:39.716	57.065	97.7	19:52.643
6	1	2:43.767	46.720	1:14.046	43.001	154.0	22:36.410
7	1	2:42.560	46.450	1:13.733	42.377	155.1	25:18.970
8	1	2:41.469	46.335	1:13.183	41.951	156.2	28:00.439
9	1	2:41.508	46.309	1:13.083	42.116	156.1	30:41.947