

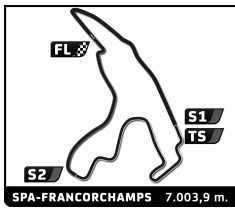
SUPERSIXTIES by NKHTGT

Spa Summer Classic

Qualifying

Sector Analysis

Lap D							Lap D						
Time	Sector 1	Sector 2	Sector 3	Kph	Elapsed	Time	Sector 1	Sector 2	Sector 3	Kph	Elapsed		
3 1.Dieter Karl ANTON LOTUS Cortina CT08							2 1 3:09.545 52.876 1:28.120 48.549 133.0 6:53.753						
1 1 3:24.243 57.833 1:34.009 52.401 121.3 3:24.243							3 1 3:18.541 50.299 1:39.318 48.924 127.0 10:12.294						
2 1 3:17.102 56.737 1:29.876 50.489 127.9 6:41.345							4 1 3:07.696 51.855 1:27.270 48.571 134.3 13:19.990						
3 1 3:15.176 56.217 1:29.067 49.892 129.2 9:56.521													
4 1 3:13.637 55.249 1:28.331 50.057 130.2 13:10.158													
5 1 3:14.350 55.755 1:28.589 50.006 129.7 16:24.508													
6 1 4:15.229 B 1:16.567 1:44.394 1:14.268 98.8 20:39.737													
6 1.Luc DE COCK LOTUS Elan 26R GTS10							1 1 4:53.941 2:27.394 1:33.549 52.998 84.3 4:53.941						
2.Grégoire COLINET							2 1 3:19.611 52.416 1:34.936 52.259 126.3 8:13.552						
1 1 4:07.609 1:38.990 1:37.180 51.439 100.1 4:07.609							3 1 3:12.999 52.894 1:29.726 50.379 130.6 11:26.551						
2 1 3:10.116 52.248 1:26.218 51.650 132.6 7:17.725							4 1 3:23.326 B 52.605 1:29.718 1:01.003 124.0 14:49.877						
3 1 3:09.602 52.621 1:28.550 48.431 133.0 10:27.327							5 1 16:41.094 ... 1:37.815 51.954 25.2 31:30.971						
4 1 3:09.265 51.591 1:29.867 47.807 133.2 13:36.592							6 1 3:30.855 54.142 1:39.898 56.815 119.6 35:01.826						
5 1 3:05.399 51.650 1:26.075 47.674 136.0 16:41.991							7 1 3:12.807 52.391 1:29.873 50.543 130.8 38:14.633						
6 1 3:59.408 B 1:03.826 1:40.207 1:15.375 105.3 20:41.399							8 1 3:40.580 B 52.061 1:34.726 1:13.793 114.3 41:55.213						
7 1 9:57.008 7:43.021 1:26.663 47.324 42.2 30:38.407													
8 1 3:01.169 50.710 1:23.455 47.004 139.2 33:39.576													
9 1 3:02.170 51.027 1:23.758 47.385 138.4 36:41.746													
10 1 2:59.856 50.475 1:22.622 46.759 140.2 39:41.602													
9 1.Jacques SMEER SHELBY Mustang GT350 GTS12							1 1 3:55.003 1:13.319 1:42.949 58.735 105.4 3:55.003						
1 1 3:57.430 1:23.656 1:36.635 57.139 104.3 3:57.430							2 1 3:19.235 57.232 1:31.209 50.794 126.6 7:14.238						
2 1 3:18.705 55.558 1:31.521 51.626 126.9 7:16.135							3 1 3:14.623 54.504 1:29.653 50.466 129.6 10:28.861						
3 1 3:14.478 53.547 1:30.089 50.842 129.7 10:30.613							4 1 3:11.651 53.656 1:27.761 50.234 131.6 13:40.512						
4 1 3:33.286 B 54.941 1:29.846 1:08.499 118.2 14:03.899							5 1 3:28.358 B 53.603 1:26.961 1:07.794 121.0 17:08.870						
							6 1 17:37.539 ... 1:32.015 51.497 23.8 34:46.409						
							7 1 3:11.210 53.841 1:28.472 48.897 131.9 37:57.619						
							8 1 3:40.841 B 52.905 1:35.457 1:12.479 114.2 41:38.460						
10 1.Ties MEEUWISSEN FORD Mustang CT10							1 1 4:31.378 1:50.685 1:41.482 59.211 91.3 4:31.378						
1 1 4:26.503 2:01.743 1:32.855 51.905 93.0 4:26.503							2 1 3:24.263 57.837 1:33.016 53.410 123.4 7:55.641						
2 1 3:11.760 53.540 1:29.735 48.485 131.5 7:38.263							3 1 3:22.001 56.369 1:27.818 57.814 124.8 11:17.642						
3 1 3:20.737 B 53.896 1:26.909 59.932 125.6 10:59.000							4 1 3:16.995 57.710 1:28.224 51.061 128.0 14:34.637						
4 1 19:52.100 4:06.304 1:30.181 ... 21.2 30:51.100							5 1 3:52.634 B 56.330 1:29.450 1:26.854 108.4 18:27.271						
5 1 3:10.975 55.366 1:27.436 48.173 132.0 34:02.075							6 1 13:06.107 ... 1:30.006 51.345 32.1 31:33.378						
6 1 3:08.554 53.537 1:25.741 49.276 133.7 37:10.629							7 1 3:14.328 55.934 1:27.148 51.246 129.8 34:47.706						
							8 1 3:11.629 55.554 1:26.274 49.801 131.6 37:59.335						
							9 1 3:46.328 B 55.677 1:32.673 1:17.978 111.4 41:45.663						
11 1.Jasper IZAKS MINI Cooper S CT07							1 1 6:05.782 3:09.054 1:53.363 1:03.365 67.7 6:05.782						
1 1 3:51.065 1:22.594 1:34.031 54.440 107.2 3:51.065							2 1 3:53.970 1:05.749 1:46.815 1:01.406 107.8 9:59.752						
2 1 3:14.819 57.648 1:26.239 50.932 129.4 7:05.884							3 1 4:06.341 B 1:04.513 1:48.440 1:13.388 102.4 14:06.093						
3 1 3:14.454 57.335 1:26.381 50.738 129.7 10:20.338							4 1 16:46.207 ... 1:36.690 51.913 25.1 30:52.300						
4 1 3:14.150 56.975 1:26.370 50.805 129.9 13:34.488							5 1 3:14.662 56.661 1:27.392 50.609 129.5 34:06.962						
							6 1 3:13.672 56.257 1:26.995 50.420 130.2 37:20.634						
							7 1 3:49.187 B 56.253 1:27.049 1:25.885 110.0 41:09.821						
12 1.Niek VAN GILS TVR Griffith GTS12							1 1 4:30.248 1:39.826 1:47.701 1:02.721 91.7 4:30.248						
1 1 3:44.208 1:09.433 1:40.899 53.876 110.5 3:44.208													
13 1.Bert SMEETS CHEVROLET Corvette GTS12													
1 1 4:53.941 2:27.394 1:33.549 52.998 84.3 4:53.941													
2 1 3:19.611 52.416 1:34.936 52.259 126.3 8:13.552													
3 1 3:12.999 52.894 1:29.726 50.379 130.6 11:26.551													
4 1 3:23.326 B 52.605 1:29.718 1:01.003 124.0 14:49.877													
5 1 16:41.094 ... 1:37.815 51.954 25.2 31:30.971													
6 1 3:30.855 54.142 1:39.898 56.815 119.6 35:01.826													
7 1 3:12.807 52.391 1:29.873 50.543 130.8 38:14.633													
8 1 3:40.580 B 52.061 1:34.726 1:13.793 114.3 41:55.213													
22 1.Rob RAPPANGE PORSCHE 904-6 GTP<25							1 1 3:55.003 1:13.319 1:42.949 58.735 105.4 3:55.003						
1 1 3:57.430 1:23.656 1:36.635 57.139 104.3 3:57.430							2 1 3:19.235 57.232 1:31.209 50.794 126.6 7:14.238						
2 1 3:18.705 55.558 1:31.521 51.626 126.9 7:16.135							3 1 3:14.623 54.504 1:29.653 50.466 129.6 10:28.861						
3 1 3:14.478 53.547 1:30.089 50.842 129.7 10:30.613							4 1 3:11.651 53.656 1:27.761 50.234 131.6 13:40.512						
4 1 3:33.286 B 54.941 1:29.846 1:08.499 118.2 14:03.899							5 1 3:28.358 B 53.603 1:26.961 1:07.794 121.0 17:08.870						
							6 1 17:37.539 ... 1:32.015 51.497 23.8 34:46.409						
							7 1 3:11.210 53.841 1:28.472 48.897 131.9 37:57.619						
							8 1 3:40.841 B 52.905 1:35.457 1:12.479 114.2 41:38.460						
31 1.Ralf WAGNER LOTUS Cortina CT08							1 1 4:31.378 1:50.685 1:41.482 59.211 91.3 4:31.378						
1 1 4:26.503 2:01.743 1:32.855 51.905 93.0 4:26.503							2 1 3:24.263 57.837 1:33.016 53.410 123.4 7:55.641						
2 1 3:11.760 53.540 1:29.735 48.485 131.5 7:38.263							3 1 3:22.001 56.369 1:27.818 57.814 124.8 11:17.642						
3 1 3:20.737 B 53.896 1:26.909 59.932 125.6 10:59.000							4 1 3:16.995 57.710 1:28.224 51.061 128.0 14:34.637						
4 1 19:52.100 4:06.304 1:30.181 ... 21.2 30:51.100							5 1 3:52.634 B 56.330 1:29.450 1:26.854 108.4 18:27.271						
5 1 3:10.975 55.366 1:27.436 48.173 132.0 34:02.075							6 1 13:06.107 ... 1:30.006 51.345 32.1 31:33.378						
6 1 3:08.554 53.537 1:25.741 49.276 133.7 37:10.629							7 1 3:14.328 55.934 1:27.148 51.246 129.8 34:47.706						
							8 1 3:11.629 55.554 1:26.274 49.801 131.6 37:59.335						
							9 1 3:46.328 B 55.677 1:32.673 1:17.978 111.4 41:45.663						
34 1.Brian LAMBERT MG B GTS11							1 1 6:05.782 3:09.054 1:53.363 1:03.365 67.7 6:05.782						
2.Barbara LAMBERT							2 1 3:53.970 1:05.749 1:46.815 1:01.406 107.8 9:59.752						
1 1 3:51.065 1:22.594 1:34.031 54.440 107.2 3:51.065							3 1 4:06.341 B 1:04.513 1:48.440 1:13.388 102.4 14:06.093						
2 1 3:14.819 57.648 1:26.239 50.932 129.4 7:05.884							4 1 16:46.207 ... 1:36.690 51.913 25.1 30:52.300						
3 1 3:14.454 57.335 1:26.381 50.738 129.7 10:20.338							5 1 3:14.662 56.661 1:27.392 50.609 129.5 34:06.962						
4 1 3:14.150 56.975 1:26.370 50.805 129.9 13:34.488							6 1 3:13.672 56.257 1:26.995 50.420 130.2 37:20.634						
							7 1 3:49.187 B 56.253 1:27.049 1:25.885 110.0 41:09.821						
42 1.Jürgen FELSKÉ MG B GTS11							1 1 4:30.248 1:39.826 1:47.701 1:02.721 91.7 4:30.248						
2.Clara FELSKÉ													
1 1 3:44.208 1:09.433 1:40.899 53.876 110.5 3:44.208													



SUPERSIXTIES by NKHTGT

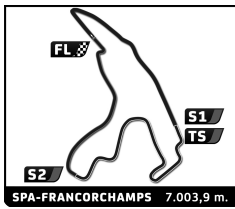
Spa Summer Classic

Qualifying

Sector Analysis

— Invalidated Lap ■ Personal Best ■ Session Best B Crossing the pit lane

Lap	D	Time	Sector 1	Sector 2	Sector 3	Kph	Elapsed	Lap	D	Time	Sector 1	Sector 2	Sector 3	Kph	Elapsed
43 1.Holger FELSKÉ MG B GTS11															
2	1	3:47.675	1:07.741	1:39.213	1:00.721	110.7	8:17.923	4	1	3:19.503	53.816	1:34.448	51.239	126.4	13:32.468
3	1	3:44.573	1:05.216	1:40.622	58.735	112.3	12:02.496	5	1	3:17.509	55.061	1:32.118	50.330	127.7	16:49.977
4	1	3:41.134	1:04.317	1:38.492	58.325	114.0	15:43.630	6	1	5:10.372 B	1:31.262	2:06.522	1:32.588	81.2	22:00.349
44 1.Gerrit Jan VAN LEENEN LOTUS Cortina CT08 2.Marius DU TOY VAN HEE															
1	1	3:46.667	1:07.623	1:42.220	56.824	109.3	3:46.667	1	1	4:14.672	1:23.333	1:49.690	1:01.649	97.3	4:14.672
2	1	3:31.597	1:01.948			119.2	7:18.264	2	1	3:48.006	1:06.265	1:42.109	59.632	110.6	8:02.678
3	1	3:27.314	1:01.493	1:32.967	52.854	121.6	10:45.578	3	1	3:45.631	1:04.843	1:40.509	1:00.279	111.7	11:48.309
4	1	3:25.959	1:00.204	1:32.334	53.421	122.4	14:11.537	4	1						
45 1.Bob STEVENS LOTUS Elan GTS10															
1	1	4:30.757	1:45.825	1:46.129	58.803	91.5	4:30.757	1	1	4:17.577	1:30.471	1:48.076	59.030	96.2	4:17.577
2	1	3:27.145	58.366	1:34.399	54.380	121.7	7:57.902	2	1	3:39.324	1:02.840	1:40.759	55.725	115.0	7:56.901
3	1	3:24.410	57.347	1:33.662	53.401	123.4	11:22.312	3	1	3:28.821	59.080	1:35.178	54.563	120.7	11:25.722
4	1	3:35.060 B	57.844	1:33.023	1:04.193	117.2	14:57.372	4	1	3:29.782	1:00.313	1:35.118	54.351	120.2	14:55.504
5	1	15:52.188	...	1:31.949	52.021	26.5	30:49.560	5	1	4:15.537 B	1:00.240	1:46.784	1:28.513	98.7	19:11.041
6	1	3:15.464	57.302	1:28.604	49.558	129.0	34:05.024								
7	1	3:13.121	56.264	1:26.779	50.078	130.6	37:18.145								
46 1.Jos STEVENS LOTUS Elan GTS10															
1	1	4:15.986	1:43.830	1:38.463	53.693	96.8	4:15.986	1	1	4:00.580 B	1:20.164	1:26.617	1:13.799	103.0	4:00.580
2	1	3:06.492	55.131	1:24.410	46.951	135.2	7:22.478	2	1	4:46.743	2:36.041	1:22.832	47.870	87.9	8:47.323
3	1	3:03.980	50.931	1:24.910	48.139	137.0	10:26.458	3	1	2:59.063	49.138	1:22.392	47.533	140.8	11:46.386
4	1	3:12.201 B	51.998	1:23.474	56.729	131.2	13:38.659	4	1	2:57.254	48.879	1:22.465	45.910	142.2	14:43.640
5	1	17:27.210	2:36.262			24.1	31:05.869	5	1	3:39.250 B	49.883	1:25.352	1:24.015	115.0	18:22.890
6	1	3:06.252				135.4	34:12.121	6	1	12:41.229	...	1:31.817	50.445	33.1	31:04.119
48 1.Frans VAN MAARSCHALK SHELBY Mustang GT350 GTS12															
1	1	3:55.678	1:14.840	1:44.313	56.525	105.1	3:55.678	1	1	3:10.898	53.867	1:27.365	49.666	132.1	34:15.017
2	1	3:17.263	55.534	1:31.270	50.459	127.8	7:12.941	8	1	3:09.362	53.667	1:27.111	48.584	133.2	37:24.379
3	1	3:12.860	54.549	1:29.578	48.733	130.7	10:25.801	9	1	3:40.739 B	52.288	1:26.240	1:22.211	114.2	41:05.118
4	1	3:12.996	52.483	1:31.233	49.280	130.6	13:38.797								
5	1	3:13.192	52.698	1:29.012	51.482	130.5	16:51.989								
6	1	5:13.620 B	1:29.902	2:07.923	1:35.795	80.4	22:05.609								
49 1.Roland ZOMERS JAGUAR E-Type GTS12															
1	1	3:43.134	1:06.940	1:41.650	54.544	111.0	3:43.134	1	1	4:34.669	1:33.402	1:57.466	1:03.801	90.2	4:34.669
2	1	3:15.049	56.329	1:30.023	48.697	129.3	6:58.183	2	1	3:26.383	1:02.151	1:31.185	53.047	122.2	8:01.052
3	1	3:14.782	53.461	1:31.325	49.996	129.4	10:12.965	3	1	3:19.713	57.286	1:31.039	51.388	126.3	11:20.765
50 1.Steven TONNEMAN TRIUMPH TR4 GTS11															
1	1	4:14.672	1:23.333	1:49.690	1:01.649	97.3	4:14.672	4	1	3:16.987	55.454	1:30.578	50.955	128.0	14:37.752
2	1	3:48.006	1:06.265	1:42.109	59.632	110.6	8:02.678	5	1	3:56.577 B	55.822	1:35.407	1:25.348	106.6	18:34.329
3	1	3:45.631	1:04.843	1:40.509	1:00.279	111.7	11:48.309								
51 1.Magnus LILLERSKOG LOTUS Cortina CT08															
1	1	4:17.577	1:30.471	1:48.076	59.030	96.2	4:17.577								
2	1	3:39.324	1:02.840	1:40.759	55.725	115.0	7:56.901								
3	1	3:28.821	59.080	1:35.178	54.563	120.7	11:25.722								
4	1	3:29.782	1:00.313	1:35.118	54.351	120.2	14:55.504								
5	1	4:15.537 B	1:00.240	1:46.784	1:28.513	98.7	19:11.041								
52 1.Rhea SAUTTER JAGUAR E-Type GTS12 2.Andy NEWALL															
1	1	4:00.580 B	1:20.164	1:26.617	1:13.799	103.0	4:00.580								
2	1	4:46.743	2:36.041	1:22.832	47.870	87.9	8:47.323								
3	1	2:59.063	49.138	1:22.392	47.533	140.8	11:46.386								
4	1	2:57.254	48.879	1:22.465	45.910	142.2	14:43.640								
5	1	3:39.250 B	49.883	1:25.352	1:24.015	115.0	18:22.890								
6	1	12:41.229	...	1:31.817	50.445	33.1	31:04.119								
7	1	3:10.898	53.867	1:27.365	49.666	132.1	34:15.017								
8	1	3:09.362	53.667	1:27.111	48.584	133.2	37:24.379								
9	1	3:40.739 B	52.288	1:26.240	1:22.211	114.2	41:05.118								
55 1.Mats EK LOTUS Elan S2 GTS10															
1	1	4:34.669	1:33.402	1:57.466	1:03.801	90.2	4:34.669								
2	1	3:26.383	1:02.151	1:31.185	53.047	122.2	8:01.052								
3	1	3:19.713	57.286	1:31.039	51.388	126.3	11:20.765								
4	1	3:16.987	55.454	1:30.578	50.955	128.0	14:37.752								
5	1	3:56.577 B	55.822	1:35.407	1:25.348	106.6	18:34.329								
56 1.Adam CUNNINGTON LOTUS Cortina CT08															
1	1	3:29.220	1:00.268	1:35.830	53.122	118.4	3:29.220								
2	1	3:12.945	57.122	1:26.767	49.056	130.7	6:42.165								
3	1	3:10.076	55.123	1:25.914	49.039	132.7	9:52.241								
4	1	3:08.086	54.368	1:25.152	48.566	134.1	13:00.327								
5	1	3:08.560	54.611	1:24.920	49.029	133.7	16:08.887								
6	1	4:04.664 B	1:00.462	1:44.365	1:19.837	103.1	20:13.551								
7	1	10:58.971	8:41.367	1:29.004	48.600	38.3	31:12.522								



SUPERSIXTIES by NKHTGT

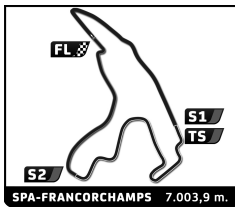
Spa Summer Classic

Qualifying

Sector Analysis

— Invalidated Lap ■ Personal Best ■ Session Best B Crossing the pit lane

Lap	D	Time	Sector 1	Sector 2	Sector 3	Kph	Elapsed	Lap	D	Time	Sector 1	Sector 2	Sector 3	Kph	Elapsed
59 1.François LELOUTRE 2. LELOUTRE ALFA ROMEO Giulia T1 Super CT08								9 1 3:52.198B 57.422 1:41.224 1:13.552 108.6 41:53.104							
1	1	4:42.089	1:49.422	1:51.349	1:01.318	87.8	4:42.089	1	1	4:23.916	1:51.385	1:36.972	55.559	93.9	4:23.916
2	1	3:39.429	1:01.472	1:41.480	56.477	114.9	8:21.518	2	1	3:16.258	57.264	1:29.055	49.939	128.5	7:40.174
3	1	3:33.165	1:00.254	1:37.130	55.781	118.3	11:54.683	3	1	3:15.220	56.478	1:28.334	50.408	129.2	10:55.394
4	1	3:59.945B	1:04.568	1:41.476	1:13.901	105.1	15:54.628	4	1	3:15.077	56.925	1:26.637	51.515	129.3	14:10.471
5	1	15:50.511	...	1:40.326	55.066	26.5	31:45.139								
6	1	3:32.424	1:00.135	1:36.395	55.894	118.7	35:17.563								
7	1	3:37.292	1:00.341	1:39.650	57.301	116.0	38:54.855								
62 1.Roelant DE WAARD SHELBY GT350 GTS12								77 1.Peter BROUWER LOTUS Elan GTS10							
1	1	3:58.608	1:26.952	1:38.328	53.328	103.8	3:58.608	1	1	4:21.318	1:56.222	1:34.278	50.818	94.8	4:21.318
2	1	3:26.811B	56.836	1:29.669	1:00.306	121.9	7:25.419	2	1	3:16.258	57.029	1:30.734	48.495	128.5	7:37.576
3	1	5:08.565	2:57.753	1:24.879	45.933	81.7	12:33.984	3	1	3:07.739	54.020	1:25.702	48.017	134.3	10:45.315
4	1	3:00.447	50.091	1:23.112	47.244	139.7	15:34.431	4	1	3:06.131	52.082	1:25.593	48.456	135.5	13:51.446
5	1	3:55.818B	49.187	1:39.622	1:27.009	106.9	19:30.249	5	1	3:19.273B	52.089	1:26.454	1:00.730	126.5	17:10.719
6	1	11:15.738	9:00.126	1:27.905	47.707	37.3	30:45.987	6	1	13:28.657	...	1:27.360	47.004	31.2	30:39.376
7	1	2:57.529	49.595	1:22.251	45.683	142.0	33:43.516	7	1	3:04.185	52.283	1:24.841	47.061	136.9	33:43.561
8	1	3:00.810	49.317	1:22.745	48.748	139.5	36:44.326	8	1	3:06.696	52.593	1:26.512	47.591	135.1	36:50.257
9	1	3:35.589B	1:04.142	1:31.349	1:00.098	117.0	40:19.915	9	1	3:44.534B	57.018	1:36.477	1:11.039	112.3	40:34.791
63 1.Tiziane Marie MUTSCHLEI MG B GTS11								85 1.Mark DOLS MARCOS 1800 GT GTP<2500							
1	1	3:51.430	59.222	1:50.333	1:01.875	107.1	3:51.430	1	1	3:31.995B	57.473	1:32.570	1:01.952	116.9	3:31.995
2	1	3:39.933	1:02.820	1:39.929	57.184	114.6	7:31.363	2	1	8:20.060B	5:38.056	1:33.560	1:08.444	50.4	11:52.055
3	1	3:36.577	1:01.498	1:37.559	57.520	116.4	11:07.940	3	1	23:31.825	...	1:29.940	50.388	17.9	35:23.880
4	1	3:44.275B	1:01.361	1:37.140	1:05.774	112.4	14:52.215								
5	1	16:43.198	...	1:45.467	57.689	25.1	31:35.413								
6	1	3:37.568	1:03.307	1:37.807	56.454	115.9	35:12.981								
7	1	3:34.379	1:03.112	1:35.604	55.663	117.6	38:47.360								
64 1.Egbert KOLVOORT MG B GTS11								95 1.Frank WEIDEMA MARCOS Mini INV A							
1	1	3:48.977	1:06.213	1:45.850	56.914	108.2	3:48.977	1	1	3:55.179	1:12.834	1:40.986	1:01.359	105.3	3:55.179
2	1	3:23.311	1:00.060	1:31.205	52.046	124.0	7:12.288	2	1	3:36.665	1:04.228	1:35.240	57.197	116.4	7:31.844
3	1	3:21.971	59.310	1:30.760	51.901	124.8	10:34.259	3	1	3:29.067	1:02.332	1:32.226	54.509	120.6	11:00.911
4	1	3:21.474	58.429	1:31.003	52.042	125.1	13:55.733	4	1	3:22.514	1:00.283	1:28.600	53.631	124.5	14:23.425
5	1	3:46.421B	58.393	1:31.806	1:16.222	111.4	17:42.154	5	1	3:57.411B	57.533	1:31.314	1:28.564	106.2	18:20.836
65 1.Erwin VAN LIESHOUT PORSCHE 911 GTS11								100 1.Cees LUBBERS FORD Falcon CT10							
1	1	4:59.232	2:19.036	1:39.958	1:00.238	82.8	4:59.232	1	1	4:38.161	2:06.405	1:37.877	53.879	89.1	4:38.161
2	1	3:27.709	1:01.611	1:32.347	53.751	121.4	8:26.941	2	1	3:29.620	55.994	1:31.743	1:01.883	120.3	8:07.781
3	1	3:19.855	55.794	1:31.362	52.699	126.2	11:46.796	3	1	3:16.717	56.157	1:30.879	49.681	128.2	11:24.498
4	1	3:13.152	54.763	1:27.856	50.533	130.5	14:59.948	4	1	3:16.439	54.784	1:31.188	50.467	128.4	14:40.937
5	1	4:08.631B	54.868	1:43.749	1:30.014	101.4	19:08.579	5	1	3:50.990B	53.040	1:30.809	1:27.141	109.2	18:31.927
6	1	12:27.477	...	1:34.036	51.242	33.7	31:36.056	6	1	12:33.122	...	1:32.474	50.109	33.5	31:05.049
7	1	3:13.194	55.078	1:28.301	49.815	130.5	34:49.250	7	1	3:27.485B	53.440	1:30.862	1:03.183	121.5	34:32.534
8	1	3:11.656	54.808	1:27.599	49.249	131.6	38:00.906								
								111 1.Oliver DOUGLAS SHELBY Cobra Daytona GTS12							
1	1	3:38.296	1:06.006	1:38.380	53.910	113.5	3:38.296	1	1	3:38.296	1:06.006	1:38.380	53.910	113.5	3:38.296
2	1	3:11.316	54.770	1:27.715	48.831	131.8	6:49.612	2	1	3:11.316	54.770	1:27.715	48.831	131.8	6:49.612



SUPERSIXTIES by NKHTGT

Spa Summer Classic

Qualifying

Sector Analysis

— Invalidated Lap ■ Personal Best ■ Session Best B Crossing the pit lane

Lap	D	Time	Sector 1	Sector 2	Sector 3	Kph	Elapsed	Lap	D	Time	Sector 1	Sector 2	Sector 3	Kph	Elapsed		
SHELBY Cobra GTS12																	
		503	1.Armand ADRIAANS 2.Sam ADRIAANS														
1	1	4:29.218	2:02.228	1:33.702	53.288	92.0	4:29.218	2	1	3:05.168	52.073	1:26.500	46.595	136.2	7:34.386		
3	1	3:15.956	B	51.221	1:26.108	58.627	128.7	10:50.342	4	1	19:56.099	...	1:29.866	48.514	21.1	30:46.441	
5	1	3:00.571		50.457	1:24.362	45.752	139.6	33:47.012	6	1	3:00.934	49.780	1:25.172	45.982	139.4	36:47.946	
7	1	2:58.680		49.580	1:23.486	45.614	141.1	39:46.626	7	1	2:58.680	49.580	1:23.486	45.614	141.1	39:46.626	
SHELBY GT350 GTS12																	
		123	1.Marsel VAN LAARHOVEN														
1	1	37:06.006				11.1	37:06.006										
LOTUS Elan 26R GTS10																	
		167	1.Marcus MORAWIETZ														
1	1	5:00.288	2:04.136	1:50.869	1:05.283	82.5	5:00.288	2	1	3:43.068	1:08.076	1:38.040	56.952	113.0	8:43.356		
3	1	3:38.001	1:02.789	1:38.600	56.612	115.7	12:21.357	4	1	3:37.136	1:01.621	1:37.629	57.886	116.1	15:58.493		
5	1	4:09.399	B	1:06.648	1:47.081	1:15.670	101.1	20:07.892	6	1	14:42.609	...	1:34.069	55.754	28.6	34:50.501	
7	1	3:24.377		59.391	1:32.864	52.122	123.4	38:14.878	8	1	3:46.946	B	57.439	1:38.889	1:10.618	111.1	42:01.824
LOTUS Cortina INV A																	
		169	1.Hanna GRADE														
1	1	33:11.871	5:55.353			12.4	33:11.871										
FORD Mustang CT10																	
		204	1.Bas JANSEN														
1	1	8:14.970	2:20.218			50.1	8:14.970	2	1	28:50.036	55.410			14.6	37:05.006		
FORD Falcon CT10																	
		262	1.Hemmo VRIEND														
1	1	4:31.984	2:01.344	1:37.153	53.487	91.1	4:31.984	2	1	3:21.370	56.431	1:33.368	51.571	125.2	7:53.354		
3	1	3:12.605	54.469	1:28.189	49.947	130.9	11:05.959	4	1	3:10.487	53.710	1:27.225	49.552	132.4	14:16.446		
5	1	3:41.765	B	53.089	1:27.659	1:21.017	113.7	17:58.211	6	1	12:54.498	...	1:27.289	50.680	32.6	30:52.709	
7	1	3:08.773	53.509	1:26.228	49.036	133.6	34:01.482	8	1	3:08.249	53.099	1:25.495	49.655	133.9	37:09.731		
9	1	3:33.912	B	54.108	1:25.586	1:14.218	117.9	40:43.643									
FORD Falcon CT10																	
		289	1.Jaap VAN DER ENDE 2.Jacky VAN DER ENDE														
1	1	3:39.588	1:11.129	1:35.483	52.976	112.8	3:39.588	2	1	3:08.325	52.480	1:28.190	47.655	133.9	6:47.913		
3	1	3:05.451	50.868	1:27.096	47.487	136.0	9:53.364										