

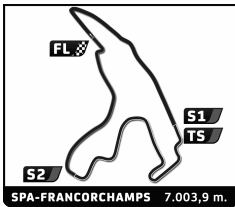
# CLASSIC SPORTS CAR CLUB - INTERES

## Spa Summer Classic

### Race 1

### Stints Analysis

No	Driver	Start	End	Type	Time	T.Track	T.Driver	No	Driver	Start	End	Type	Time	T.Track	T.Driver
<b>2</b>	<b>MAZDA MX-5 Mk1</b> <span style="float:right">Not Started</span>														
	Future Classics - FF							T.Track Pit Time T.Time							
	1 G. SMITH 17:23:56 02:00:00 TRACK							J. COCKERTON							
							T.Track Pit Time T.Time								
G. SMITH															
<b>3</b>	<b>CATERHAM 420R</b> <span style="float:right">Licent Sevens - M7E</span>														
	1 J. ADAMS 17:23:56 17:40:40 TRACK 16:44.121 16:44.121 16:44.121														
	J. ADAMS 17:40:40 17:42:31 PIT 1:51.676 16:44.121 18:35.797														
2 J. ADAMS 17:42:31 17:59:45 TRACK 17:13.551 33:57.672 35:49.348										T.Track Pit Time T.Time					
J. ADAMS 33:57.672 1:51.676 35:49.348										S. WARNER 32:50.188 2:20.665 35:10.853					
							T.Track Pit Time T.Time			M. TYTE					
J. ADAMS															
<b>4</b>	<b>BMW M3 E46</b> <span style="float:right">Not Started</span>														
	w Millennium - NM1														
	1 J. COLLINS 17:23:56 02:00:00 TRACK							T.Track Pit Time T.Time							
							T.Track Pit Time T.Time								
J. COLLINS															
<b>5</b>	<b>PORSCHE 991.2 GT3 Cup</b> <span style="float:right">Slicks - SA1</span>														
	1 D. HARRISON 17:23:56 17:39:54 TRACK 15:58.296 15:58.296 15:58.296														
	D. HARRISON 17:39:54 17:41:33 PIT 1:39.247 15:58.296 17:37.543														
2 D. HARRISON 17:41:33 17:58:17 TRACK 16:43.996 32:42.292 34:21.539										T.Track Pit Time T.Time					
D. HARRISON 32:42.292 1:39.247 34:21.539										D. HARRISON 27:49.615 2:13.471 30:03.086					
							T.Track Pit Time T.Time			M. GRAY					
D. HARRISON															
N. LUCKEY															
<b>6</b>	<b>JAGUAR XJS</b> <span style="float:right">Modern Classics - MA</span>														
	1 R. FROST 17:23:56 17:42:10 TRACK 18:14.193 18:14.193 18:14.193														
	R. FROST 17:42:10 17:43:43 PIT 1:32.989 18:14.193 19:47.182														
2 R. FROST 17:43:43 17:55:56 TRACK 12:13.650 30:27.843 32:00.832										T.Track Pit Time T.Time					
R. FROST 17:55:56 17:57:48 PIT 1:51.894 30:27.843 33:52.726										R. MARSON 33:56.325 1:44.243 35:40.568					
							T.Track Pit Time T.Time			R. MARSON					
R. FROST															
R. FROST															
<b>7</b>	<b>FORD Fiesta ST180 (T)</b> <span style="float:right">Turbo Tin Tops - TTD</span>														
	1 T. HARRIS 17:23:56 17:42:56 TRACK 19:00.222 19:00.222 19:00.222														
	T. HARRIS 17:42:56 17:44:36 PIT 1:39.852 19:00.222 20:40.074														
2 T. HARRIS 17:44:36 17:59:23 TRACK 14:47.030 33:47.252 35:27.104										T.Track Pit Time T.Time					
T. HARRIS 33:47.252 1:39.852 35:27.104										A. MULDOON 34:39.296 1:58.411 36:37.707					
							T.Track Pit Time T.Time			A. MULDOON					
T. HARRIS															
L. SHELBY															
<b>9</b>	<b>PORSCHE 911 993 RSR Cup</b> <span style="float:right">Modern Classics - MA</span>														
	1 A. FARRELL 17:23:56 17:43:02 TRACK 19:06.242 19:06.242 19:06.242														
	A. FARRELL 17:43:02 17:57:48 PIT 14:46.484 19:06.242 33:52.726														
							T.Track Pit Time T.Time								
A. FARRELL 19:06.242 14:46.484 33:52.726															
D. WHELAN															
<b>10</b>	<b>BMW M3 E46</b> <span style="float:right">Not Started</span>														
	Slicks - SC1														
	1 J. COCKERTON 17:23:56 02:00:00 TRACK							T.Track Pit Time T.Time							
							T.Track Pit Time T.Time								
J. COCKERTON															
<b>12</b>	<b>MINI Cooper S R53 (S/C)</b> <span style="float:right">Turbo Tin Tops - TTC</span>														
	1 S. WARNER 17:23:56 17:41:17 TRACK 17:21.709 17:21.709 17:21.709														
	S. WARNER 17:41:17 17:43:38 PIT 2:20.665 17:21.709 19:42.374														
2 S. WARNER 17:43:38 17:59:06 TRACK 15:28.479 32:50.188 35:10.853										T.Track Pit Time T.Time					
							T.Track Pit Time T.Time			S. WARNER 32:50.188 2:20.665 35:10.853					
										M. TYTE					
S. WARNER															
M. TYTE															
<b>13</b>	<b>KTM Reiter GT4+ Evo (T)</b> <span style="float:right">Slicks - SB</span>														
	1 T. WALPOLE 17:23:56 17:39:57 TRACK 16:01.166 16:01.166 16:01.166														
	T. WALPOLE 17:39:57 17:57:48 PIT 17:51.560 16:01.166 33:52.726														
							T.Track Pit Time T.Time								
							T.Track Pit Time T.Time								
T. WALPOLE															
T. WALPOLE															
<b>15</b>	<b>BMW M3 E46</b> <span style="float:right">w Millennium - NM2</span>														
	1 K. GRAY 17:23:56 17:41:33 TRACK 17:37.251 17:37.251 17:37.251														
	K. GRAY 17:41:33 17:43:46 PIT 2:13.471 17:37.251 19:50.722														
2 K. GRAY 17:43:46 17:53:59 TRACK 10:12.364 27:49.615 30:03.086										T.Track Pit Time T.Time					
							T.Track Pit Time T.Time			K. GRAY 27:49.615 2:13.471 30:03.086					
										M. GRAY					
K. GRAY															
M. GRAY															
<b>16</b>	<b>ABARTH Assetto Corse (T)</b> <span style="float:right">Turbo Tin Tops - TTE</span>														
	1 R. MARSON 17:23:56 17:39:35 TRACK 15:39.841 15:39.841 15:39.841														
	R. MARSON 17:39:35 17:41:20 PIT 1:44.243 15:39.841 17:24.084														
2 R. MARSON 17:41:20 17:59:36 TRACK 18:16.484 33:56.325 35:40.568										T.Track Pit Time T.Time					
							T.Track Pit Time T.Time			R. MARSON 33:56.325 1:44.243 35:40.568					
R. MARSON															
<b>18</b>	<b>BMW M3 E36</b> <span style="float:right">Slicks - SC1</span>														
	1 A. MULDOON 17:23:56 17:41:30 TRACK 17:34.382 17:34.382 17:34.382														
	A. MULDOON 17:41:30 17:43:28 PIT 1:58.411 17:34.382 19:32.793														
2 A. MULDOON 17:43:28 18:00:33 TRACK 17:04.914 34:39.296 36:37.707										T.Track Pit Time T.Time					
							T.Track Pit Time T.Time			A. MULDOON 34:39.296 1:58.411 36:37.707					
A. MULDOON															
<b>19</b>	<b>GINETTA G50</b> <span style="float:right">Slicks - SA2</span>														
	1 D. POPOVIC 17:23:56 17:39:58 TRACK 16:02.772 16:02.772 16:02.772														
	D. POPOVIC 17:39:58 17:41:27 PIT 1:28.766 16:02.772 17:31.538														
2 D. POPOVIC 17:41:27 17:57:55 TRACK 16:28.277 32:31.049 33:59.815										T.Track Pit Time T.Time					
							T.Track Pit Time T.Time			D. POPOVIC 32:31.049 1:28.766 33:59.815					
D. POPOVIC															
<b>20</b>	<b>LOTUS Elise S1</b> <span style="float:right">Modern Classics - MD</span>														
	1 D. SHARP 17:23:56 17:39:51 TRACK 15:55.769 15:55.769 15:55.769														
	D. SHARP 17:39:51 17:41:47 PIT 1:55.655 15:55.769 17:51.424														
2 D. SHARP 17:41:47 18:00:10 TRACK 18:23.024 34:18.793 36:14.448										T.Track Pit Time T.Time					
							T.Track Pit Time T.Time			D. SHARP 34:18.793 1:55.655 36:14.448					
D. SHARP															



# CLASSIC SPORTS CAR CLUB - INTERES

## Spa Summer Classic

### Race 1

### Stints Analysis

No	Driver	Start	End	Type	Time	T.Track	T.Driver
<b>23</b>	BMW M3 E46 GTR		Slicks - SC1				
	1 N. WELLS	17:23:56	17:40:00	TRACK	16:04.346	16:04.346	16:04.346
	N. WELLS	17:40:00	17:57:48	PIT	17:48.380	16:04.346	33:52.726

T.Track	Pit Time	T.Time	
N. WELLS	16:04.346	17:48.380	33:52.726

No	Driver	Start	End	Type	Time	T.Track	T.Driver
<b>25</b>	PORSCHE 944 Turbo		Not Started Future Classics - FA				
	1 M. WRIGHT	17:23:56	02:00:00	TRACK			
	M. WRIGHT L. WRIGHT						

No	Driver	Start	End	Type	Time	T.Track	T.Driver
<b>27</b>	GINETTA G20		Modern Classics - MD				
	1 R. HAMILTON	17:23:56	17:44:57	TRACK	21:00.947	21:00.947	21:00.947
	R. HAMILTON	17:44:57	17:46:48	PIT	1:51.034	21:00.947	22:51.981
2 R. HAMILTON	17:46:48	17:58:36	TRACK	11:48.381	32:49.328	34:40.362	

T.Track	Pit Time	T.Time	
R. HAMILTON	32:49.328	1:51.034	34:40.362
N. HAMILTON			

No	Driver	Start	End	Type	Time	T.Track	T.Driver
<b>28</b>	TOYOTA MR2 Mk1		Future Classics - FF				
	1 D. THOMAS	17:23:56	17:40:34	TRACK	16:38.639	16:38.639	16:38.639
	D. THOMAS	17:40:34	17:42:29	PIT	1:55.009	16:38.639	18:33.648
2 D. THOMAS	17:42:29	17:58:48	TRACK	16:19.091	32:57.730	34:52.739	

T.Track	Pit Time	T.Time	
D. THOMAS	32:57.730	1:55.009	34:52.739

No	Driver	Start	End	Type	Time	T.Track	T.Driver
<b>30</b>	HONDA Integra Type R DC5		Tin Tops - TA				
	1 G. BARLOW	17:23:56	17:35:52	TRACK	11:56.906	11:56.906	11:56.906
	G. BARLOW	17:35:52	17:37:34	PIT	1:41.969	11:56.906	13:38.875
2 G. BARLOW	17:37:34	17:59:03	TRACK	21:28.229	33:25.135	35:07.104	

T.Track	Pit Time	T.Time	
G. BARLOW	33:25.135	1:41.969	35:07.104

No	Driver	Start	End	Type	Time	T.Track	T.Driver
<b>31</b>	BMW 325i E30		Future Classics - FC				
	1 M. MOLINEAUX	17:23:56	17:40:43	TRACK	16:46.961	16:46.961	16:46.961
	M. MOLINEAUX	17:40:43	17:42:38	PIT	1:55.361	16:46.961	18:42.322
2 M. MOLINEAUX	17:42:38	17:58:43	TRACK	16:04.958	32:51.919	34:47.280	

T.Track	Pit Time	T.Time	
M. MOLINEAUX	32:51.919	1:55.361	34:47.280
S. GILBEY			

No	Driver	Start	End	Type	Time	T.Track	T.Driver
<b>33</b>	ABARTH 500 (T)		Turbo Tin Tops - TTE				
	1 D. MARSON	17:23:56	17:38:52	TRACK	14:56.880	14:56.880	14:56.880
	D. MARSON	17:38:52	17:40:25	PIT	1:33.021	14:56.880	16:29.901
2 D. MARSON	17:40:25	17:58:27	TRACK	18:01.618	32:58.498	34:31.519	

T.Track	Pit Time	T.Time	
D. MARSON	32:58.498	1:33.021	34:31.519

No	Driver	Start	End	Type	Time	T.Track	T.Driver
<b>34</b>	MORGAN PLUS 8		Future Classics - FA				
	1 P. SARGEANT	17:23:56	17:40:28	TRACK	16:32.190	16:32.190	16:32.190

No	Driver	Start	End	Type	Time	T.Track	T.Driver
P. SARGEANT	17:40:28	17:42:06	PIT	1:38.108	16:32.190	18:10.298	
2 P. SARGEANT	17:42:06	17:58:17	TRACK	16:11.479	32:43.669	34:21.777	

T.Track	Pit Time	T.Time	
P. SARGEANT	32:43.669	1:38.108	34:21.777

No	Driver	Start	End	Type	Time	T.Track	T.Driver
<b>36</b>	BMW M3 E36 Evo		Slicks - SC1				
	1 A. MOULTON-SMITH	17:23:56	17:39:38	TRACK	15:41.933	15:41.933	15:41.933
	A. MOULTON-SMITH	17:39:38	17:41:30	PIT	1:52.625	15:41.933	17:34.558
2 A. MOULTON-SMITH	17:41:30	17:50:35	TRACK	9:04.728	24:46.661	26:39.286	
3 A. MOULTON-SMITH	17:50:35	17:52:04	PIT	1:28.738	24:46.661	28:08.024	
MOULTON-SMITH	17:52:04	18:00:08	TRACK	8:04.421	32:51.082	36:12.445	

T.Track	Pit Time	T.Time	
A. MOULTON-SMITH	32:51.082	3:21.363	36:12.445
A. MOULTON-SMITH			

No	Driver	Start	End	Type	Time	T.Track	T.Driver
<b>37</b>	VOLKSWAGEN Golf GTI Mk1 (T)		Not Started Slicks - SC2				
	1 R. IRVINE	17:23:56	02:00:00	TRACK			
	R. IRVINE						

T.Track	Pit Time	T.Time	
R. IRVINE			

No	Driver	Start	End	Type	Time	T.Track	T.Driver
<b>39</b>	Volvo S60		Slicks - SHC				
	1 N. MUSTILL	17:23:56	17:41:23	TRACK	17:27.035	17:27.035	17:27.035
	N. MUSTILL	17:41:23	17:43:34	PIT	2:11.188	17:27.035	19:38.223
2 N. MUSTILL	17:43:34	17:58:03	TRACK	14:29.090	31:56.125	34:07.313	

T.Track	Pit Time	T.Time	
N. MUSTILL	31:56.125	2:11.188	34:07.313

No	Driver	Start	End	Type	Time	T.Track	T.Driver
<b>41</b>	LOTUS Elise S1		Modern Classics - MD				
	1 G. DAVIES	17:23:56	17:39:53	TRACK	15:57.442	15:57.442	15:57.442
	G. DAVIES	17:39:53	17:42:09	PIT	2:16.312	15:57.442	18:13.754
2 G. DAVIES	17:42:09	17:58:17	TRACK	16:07.843	32:05.285	34:21.597	

T.Track	Pit Time	T.Time	
G. DAVIES	32:05.285	2:16.312	34:21.597

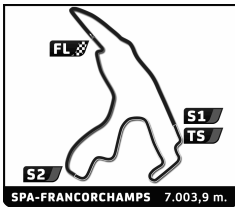
No	Driver	Start	End	Type	Time	T.Track	T.Driver
<b>42</b>	CATERHAM R300		Licent Sevens - M7F				
	1 R. CARTER	17:23:56	17:40:44	TRACK	16:48.021	16:48.021	16:48.021
	R. CARTER	17:40:44	17:42:34	PIT	1:50.149	16:48.021	18:38.170
2 R. CARTER	17:42:34	17:59:52	TRACK	17:17.960	34:05.981	35:56.130	

T.Track	Pit Time	T.Time	
R. CARTER	34:05.981	1:50.149	35:56.130

No	Driver	Start	End	Type	Time	T.Track	T.Driver
<b>46</b>	CATERHAM Seven		Open Series - OSC1				
	1 S. NUTTALL	17:23:56	17:42:58	TRACK	19:02.044	19:02.044	19:02.044
	S. NUTTALL	17:42:58	17:44:34	PIT	1:36.206	19:02.044	20:38.250
2 S. NUTTALL	17:44:34	17:57:49	TRACK	13:15.384	32:17.428	33:53.634	

T.Track	Pit Time	T.Time	
S. NUTTALL	32:17.428	1:36.206	33:53.634

No	Driver	Start	End	Type	Time	T.Track	T.Driver
<b>57</b>	ALFA GIULIA (T)		Slicks - SA2				
	1 B. MCMAHON	17:23:56	17:41:24	TRACK	17:28.304	17:28.304	17:28.304
	B. MCMAHON	17:41:24	17:43:24	PIT	1:59.970	17:28.304	19:28.274
2 B. MCMAHON	17:43:24	18:00:30	TRACK	17:06.136	34:34.440	36:34.410	



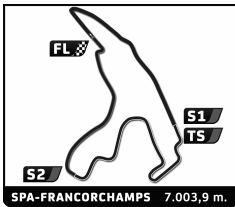
# CLASSIC SPORTS CAR CLUB - INTERES

## Spa Summer Classic

### Race 1

### Stints Analysis

No	Driver	Start	End	Type	Time	T.Track	T.Driver	No	Driver	Start	End	Type	Time	T.Track	T.Driver		
<b>59</b>	ABARTH Assetto Corse (T) Turbo Tin Tops - TTE							<b>72</b>	Peugeot 208 GTi 30th (T) Turbo Tin Tops - TTD								
					<b>T.Track</b>		<b>Pit Time</b>						<b>T.Track</b>		<b>Pit Time</b>	<b>T.Time</b>	
	B. MCMAHON		34:34.440		1:59.970		36:34.410		1 C. CHAMBERS		17:23:56 17:35:45		TRACK	11:49.453	11:49.453	11:49.453	
	1 A. MARSON		17:23:56 17:38:35		TRACK	14:39.318	14:39.318		14:39.318	C. CHAMBERS		17:35:45 17:37:24		PIT	1:39.412	11:49.453	13:28.865
2 A. MARSON		17:40:12 17:58:05		TRACK	17:53.301	32:32.619	34:09.433	2 C. CHAMBERS		17:37:24 17:58:15		TRACK	20:50.409	32:39.862	34:19.274		
						<b>T.Track</b>						<b>T.Track</b>		<b>Pit Time</b>	<b>T.Time</b>		
						A. MARSON						C. CHAMBERS		32:39.862 1:39.412 34:19.274			
<b>60</b>	LOTUS Elise S1 Modern Classics - MD							<b>73</b>	BMW M3 E46 Slicks - SC1								
							<b>Not Started</b>										
1 K. HEMSWORTH		17:23:56 02:00:00		TRACK				1 M. SANDERS		17:23:56 17:38:09		TRACK	14:13.596	14:13.596	14:13.596		
						<b>T.Track</b>						<b>T.Track</b>		<b>Pit Time</b>	<b>T.Time</b>		
						K. HEMSWORTH						M. SANDERS		34:00.149 1:43.032 35:43.181			
								2 M. SANDERS		17:38:09 17:39:52		PIT	1:43.032	14:13.596	15:56.628		
								2 M. SANDERS		17:39:52 17:59:39		TRACK	19:46.553	34:00.149	35:43.181		
<b>62</b>	BMW 1M Coupe Slicks - SA1							<b>76</b>	LOTUS Elise S1 Modern Classics - MD								
					<b>T.Track</b>		<b>Pit Time</b>						<b>T.Track</b>		<b>Pit Time</b>	<b>T.Time</b>	
	1 M. EVANS		17:23:56 17:41:28		TRACK	17:32.734	17:32.734		17:32.734	1 S. WILLIAMS		17:23:56 17:36:39		TRACK	12:43.063	12:43.063	12:43.063
	M. EVANS		17:41:28 17:43:31		PIT	2:03.104	17:32.734		19:35.838	S. WILLIAMS		17:36:39 17:57:48		PIT	21:09.663	12:43.063	33:52.726
2 M. EVANS		17:43:31 18:00:28		TRACK	16:56.128	34:28.862	36:31.966							<b>T.Track</b>			
						<b>T.Track</b>						<b>T.Track</b>		<b>Pit Time</b>	<b>T.Time</b>		
						M. EVANS						S. WILLIAMS		12:43.063 21:09.663 33:52.726			
<b>64</b>	HONDA Civic Type R New Millennium - NC							<b>80</b>	CATERHAM C400 Open Series - OSC1								
					<b>T.Track</b>		<b>Pit Time</b>						<b>T.Track</b>		<b>Pit Time</b>	<b>T.Time</b>	
	1 J. FILES		17:23:56 17:44:36		TRACK	20:40.281	20:40.281		20:40.281	1 T. DAVIS		17:23:56 17:39:59		TRACK	16:03.705	16:03.705	16:03.705
	J. FILES		17:44:36 17:46:19		PIT	1:43.464	20:40.281		22:23.745	T. DAVIS		17:39:59 17:41:34		PIT	1:34.344	16:03.705	17:38.049
2 J. FILES		17:46:19 17:58:20		TRACK	12:00.753	32:41.034	34:24.498	2 T. DAVIS		17:41:34 17:58:06		TRACK	16:32.365	32:36.070	34:10.414		
						<b>T.Track</b>						<b>T.Track</b>		<b>Pit Time</b>	<b>T.Time</b>		
						J. FILES						T. DAVIS		32:36.070 1:34.344 34:10.414			
<b>66</b>	ABARTH 685 Evo (T) Turbo Tin Tops - TTE							<b>82</b>	BMW M3 E46 Slicks - SC1								
					<b>T.Track</b>		<b>Pit Time</b>						<b>T.Track</b>		<b>Pit Time</b>	<b>T.Time</b>	
	1 L. KENNEDY		17:23:56 17:40:47		TRACK	16:51.868	16:51.868		16:51.868	1 D. MORGAN-OWEN		17:23:56 17:41:27		TRACK	17:30.988	17:30.988	17:30.988
	L. KENNEDY		17:40:47 17:42:36		PIT	1:48.908	16:51.868		18:40.776	D. MORGAN-OWEN		17:41:27 17:43:28		PIT	2:00.967	17:30.988	19:31.955
2 L. KENNEDY		17:42:36 17:58:59		TRACK	16:22.329	33:14.197	35:03.105	2 D. MORGAN-OWEN		17:43:28 17:58:19		TRACK	14:51.298	32:22.286	34:23.253		
						<b>T.Track</b>						<b>T.Track</b>		<b>Pit Time</b>	<b>T.Time</b>		
						L. KENNEDY						D. MORGAN-OWEN		32:22.286 2:00.967 34:23.253			
												G. CALLARI					
<b>68</b>	RENAULT Clio (T) Turbo Tin Tops - TTD							<b>86</b>	PORSCHE 991.1 GT3 Cup Slicks - SA1								
					<b>T.Track</b>		<b>Pit Time</b>						<b>T.Track</b>		<b>Pit Time</b>	<b>T.Time</b>	
	1 J. JOANNOU		17:23:56 17:39:43		TRACK	15:47.901	15:47.901		15:47.901	1 K. BIRD		17:23:56 17:39:40		TRACK	15:44.139	15:44.139	15:44.139
	J. JOANNOU		17:39:43 17:41:38		PIT	1:54.638	15:47.901		17:42.539	K. BIRD		17:39:40 17:41:17		PIT	1:36.987	15:44.139	17:21.126
2 J. JOANNOU		17:41:38 17:59:48		TRACK	18:09.723	33:57.624	35:52.262	2 K. BIRD		17:41:17 17:57:50		TRACK	16:33.771	32:17.910	33:54.897		
						<b>T.Track</b>						<b>T.Track</b>		<b>Pit Time</b>	<b>T.Time</b>		
						J. JOANNOU						K. BIRD		32:17.910 1:36.987 33:54.897			
												C. HYDE-ANDREV					
<b>70</b>	CATERHAM 7 Efficient Sevens - M7B							<b>89</b>	CATERHAM CSR Superlight Open Series - OSC1								
					<b>T.Track</b>		<b>Pit Time</b>						<b>T.Track</b>		<b>Pit Time</b>	<b>T.Time</b>	
	1 T. HARBER		17:23:56 17:43:08		TRACK	19:12.069	19:12.069		19:12.069	1 B. WILSON		17:23:56 17:41:28		TRACK	17:32.090	17:32.090	17:32.090
	T. HARBER		17:43:08 17:44:44		PIT	1:36.288	19:12.069		20:48.357	B. WILSON		17:41:28 17:43:29		PIT	2:01.716	17:32.090	19:33.806
2 T. HARBER		17:44:44 17:59:56		TRACK	15:12.213	34:24.282	36:00.570	2 B. WILSON		17:43:29 17:57:56		TRACK	14:26.943	31:59.033	34:00.749		
						<b>T.Track</b>						<b>T.Track</b>		<b>Pit Time</b>	<b>T.Time</b>		
						T. HARBER						B. WILSON		31:59.033 2:01.716 34:00.749			
<b>91</b>	CATERHAM C400 Efficient Sevens - M7F							<b>91</b>	CATERHAM C400 Efficient Sevens - M7F								



# CLASSIC SPORTS CAR CLUB - INTERES

## Spa Summer Classic

### Race 1

### Stints Analysis

No Driver	Start	End	Type	Time	T.Track	T.Driver	No Driver	Start	End	Type	Time	T.Track	T.Driver	
1 S. COLLINS	17:23:56	17:37:50	TRACK	13:54.780	13:54.780	13:54.780								
S. COLLINS	17:37:50	17:39:30	PIT	1:39.551	13:54.780	15:34.331								
2 S. COLLINS	17:39:30	18:00:14	TRACK	20:44.045	34:38.825	36:18.376								
				<b>T.Track</b>	<b>Pit Time</b>	<b>T.Time</b>								
				S. COLLINS	34:38.825	1:39.551	36:18.376							
<b>92</b>	CATERHAM C400 (92) Open Series - OSC1													
1 C. WATSON	17:23:56	17:39:55	TRACK	15:59.077	15:59.077	15:59.077								
C. WATSON	17:39:55	17:41:32	PIT	1:37.566	15:59.077	17:36.643								
2 C. WATSON	17:41:32	17:58:05	TRACK	16:32.888	32:31.965	34:09.531								
				<b>T.Track</b>	<b>Pit Time</b>	<b>T.Time</b>								
				C. WATSON	32:31.965	1:37.566	34:09.531							
<b>97</b>	JAGUAR XJS Modern Classics - MA													
1 L. COPPOCK	17:23:56	17:39:50	TRACK	15:53.998	15:53.998	15:53.998								
L. COPPOCK	17:39:50	17:41:40	PIT	1:50.023	15:53.998	17:44.021								
2 L. COPPOCK	17:41:40	18:00:16	TRACK	18:36.376	34:30.374	36:20.397								
				<b>T.Track</b>	<b>Pit Time</b>	<b>T.Time</b>								
				L. COPPOCK	34:30.374	1:50.023	36:20.397							
<b>98</b>	BMW M3 E92 New Millennium - NA													
1 M. WYATT	17:23:56	17:41:25	TRACK	17:29.624	17:29.624	17:29.624								
M. WYATT	17:41:25	17:43:35	PIT	2:09.558	17:29.624	19:39.182								
2 M. WYATT	17:43:35	17:49:48	TRACK	6:13.706	23:43.330	25:52.888								
M. WYATT	17:49:48	17:57:48	PIT	7:59.838	23:43.330	33:52.726								
				<b>T.Track</b>	<b>Pit Time</b>	<b>T.Time</b>								
				M. WYATT	23:43.330	10:09.396	33:52.726							
				R. HUMPHREY										
<b>121</b>	FERRARI 488 Challenge (T) Slicks - SHC													
1 A. CHRISTOPHER	17:23:56	17:31:55	TRACK	7:59.753	7:59.753	7:59.753								
A. CHRISTOPHER	17:31:55	17:57:48	PIT	25:52.973	7:59.753	33:52.726								
				<b>T.Track</b>	<b>Pit Time</b>	<b>T.Time</b>								
				A. CHRISTOPHER	7:59.753	25:52.973	33:52.726							
<b>123</b>	Renault Clio Tin Tops - TB2													
1 P. CLOTHIER	17:23:56	17:40:50	TRACK	16:54.495	16:54.495	16:54.495								
P. CLOTHIER	17:40:50	17:42:34	PIT	1:44.300	16:54.495	18:38.795								
2 P. CLOTHIER	17:42:34	17:58:55	TRACK	16:20.702	33:15.197	34:59.497								
				<b>T.Track</b>	<b>Pit Time</b>	<b>T.Time</b>								
				P. CLOTHIER	33:15.197	1:44.300	34:59.497							
<b>128</b>	PORSCHE 911 Modern Classics - MA													
1 P. WINTER	17:23:56	17:42:15	TRACK	18:19.675	18:19.675	18:19.675								
P. WINTER	17:42:15	17:44:01	PIT	1:45.510	18:19.675	20:05.185								
2 P. WINTER	17:44:01	17:59:35	TRACK	15:34.600	33:54.275	35:39.785								
				<b>T.Track</b>	<b>Pit Time</b>	<b>T.Time</b>								
				P. WINTER	33:54.275	1:45.510	35:39.785							
				T. SPEED										
<b>129</b>	BMW M3 E36 New Millennium - NM2													
1 T. GROUT	17:23:56	17:36:10	TRACK	12:14.262	12:14.262	12:14.262								

<b>131</b>	BMW M3 E36 Slicks - SC1													
1 J. HEYNES	17:23:56	17:38:10	TRACK	14:14.332	14:14.332	14:14.332								
J. HEYNES	17:38:10	17:39:49	PIT	1:39.278	14:14.332	15:53.610								
2 J. HEYNES	17:39:49	17:43:03	TRACK	3:13.762	17:28.094	19:07.372								
J. HEYNES	17:43:03	17:43:39	PIT	36.411	17:28.094	19:43.783								
3 J. HEYNES	17:43:39	17:58:10	TRACK	14:30.600	31:58.694	34:14.383								
				<b>T.Track</b>	<b>Pit Time</b>	<b>T.Time</b>								
				J. HEYNES	31:58.694	2:15.689	34:14.383							

<b>135</b>	BMW M3 E46 Not Started Slicks - SC2													
1 S. PYWELL	17:23:56	02:00:00	TRACK											
				<b>T.Track</b>	<b>Pit Time</b>	<b>T.Time</b>								
				S. PYWELL										
				A. PYWELL										

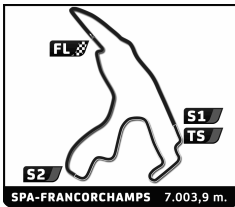
<b>136</b>	BMW M3 E36 Evo w Millennium - NM1													
1 O. SMITH	17:23:56	17:40:35	TRACK	16:39.681	16:39.681	16:39.681								
O. SMITH	17:40:35	17:42:25	PIT	1:50.049	16:39.681	18:29.730								
2 O. SMITH	17:42:25	17:59:30	TRACK	17:04.489	33:44.170	35:34.219								
				<b>T.Track</b>	<b>Pit Time</b>	<b>T.Time</b>								
				O. SMITH	33:44.170	1:50.049	35:34.219							

<b>150</b>	RENAULT Clio Cup Slicks - SC2													
1 B. WATSON	17:23:56	17:43:06	TRACK	19:10.648	19:10.648	19:10.648								
B. WATSON	17:43:06	17:45:03	PIT	1:57.204	19:10.648	21:07.852								
2 B. WATSON	17:45:03	18:00:11	TRACK	15:07.554	34:18.202	36:15.406								
				<b>T.Track</b>	<b>Pit Time</b>	<b>T.Time</b>								
				B. WATSON	34:18.202	1:57.204	36:15.406							
				R. WATSON										

<b>160</b>	FERRARI 488 Challenge (T) Slicks - SHC													
1 D. WATSON	17:23:56	17:51:52	TRACK	27:55.999	27:55.999	27:55.999								
D. WATSON	17:51:52	17:57:48	PIT	5:56.727	27:55.999	33:52.726								
				<b>T.Track</b>	<b>Pit Time</b>	<b>T.Time</b>								
				D. WATSON	27:55.999	5:56.727	33:52.726							

<b>162</b>	LAMBORGHINI Huracan ST LP620-2 Slicks - SHC													
1 K. CLARKE	17:23:56	17:30:31	TRACK	6:35.389	6:35.389	6:35.389								
K. CLARKE	17:30:31	17:57:48	PIT	27:17.337	6:35.389	33:52.726								
				<b>T.Track</b>	<b>Pit Time</b>	<b>T.Time</b>								
				K. CLARKE	6:35.389	27:17.337	33:52.726							

<b>168</b>	CATERHAM Seven Open Series - OSC1													
1 A. GRANT	17:23:56	17:40:59	TRACK	17:03.612	17:03.612	17:03.612								
A. GRANT	17:40:59	17:43:26	PIT	2:27.070	17:03.612	19:30.682								
2 A. GRANT	17:43:26	18:00:31	TRACK	17:05.238	34:08.850	36:35.920								
				<b>T.Track</b>	<b>Pit Time</b>	<b>T.Time</b>								
				A. GRANT	34:08.850	2:27.070	36:35.920							



## CLASSIC SPORTS CAR CLUB - INTERES

Spa Summer Classic

Race 1

Stints Analysis

No Driver	Start	End	Type	Time	T.Track	T.Driver	No Driver	Start	End	Type	Time	T.Track	T.Driver
-----------	-------	-----	------	------	---------	----------	-----------	-------	-----	------	------	---------	----------

### 170 ALFA ROMEO Giulietta Slicks - SC2

1 M. HILTON	17:23:56	17:43:05	TRACK	19:09.393	19:09.393	19:09.393
M. HILTON	17:43:05	17:44:50	PIT	1:45.427	19:09.393	20:54.820
2 M. HILTON	17:44:50	18:00:41	TRACK	15:50.458	34:59.851	36:45.278

	T.Track	Pit Time	T.Time
M. HILTON	34:59.851	1:45.427	36:45.278
P. PLANT			

### 172 BMW M3 E46 GTR Slicks - SA2

1 C. MURPHY	17:23:56	17:40:38	TRACK	16:42.202	16:42.202	16:42.202
C. MURPHY	17:40:38	17:43:25	PIT	2:47.287	16:42.202	19:29.489
2 C. MURPHY	17:43:25	18:00:16	TRACK	16:50.948	33:33.150	36:20.437

	T.Track	Pit Time	T.Time
C. MURPHY	33:33.150	2:47.287	36:20.437

### 236 BMW M3 E36 Modern Classics - MM

1 C. EWEN	17:23:56	17:40:22	TRACK	16:26.461	16:26.461	16:26.461
C. EWEN	17:40:22	17:42:05	PIT	1:42.697	16:26.461	18:09.158
2 C. EWEN	17:42:05	18:00:04	TRACK	17:59.255	34:25.716	36:08.413

	T.Track	Pit Time	T.Time
C. EWEN	34:25.716	1:42.697	36:08.413

### 281 CATERHAM Supersport Licent Sevens - M7B

1 P. ANDREWS	17:23:56	17:40:32	TRACK	16:36.706	16:36.706	16:36.706
P. ANDREWS	17:40:32	17:42:33	PIT	2:00.815	16:36.706	18:37.521
2 P. ANDREWS	17:42:33	17:52:19	TRACK	9:46.119	26:22.825	28:23.640
P. ANDREWS	17:52:19	17:57:48	PIT	5:29.086	26:22.825	33:52.726

	T.Track	Pit Time	T.Time
P. ANDREWS	26:22.825	7:29.901	33:52.726
J. ANDREWS			

### 728 RENAULT Clio (T) Turbo Tin Tops - TTD

1 T. OATLEY	17:23:56	17:43:00	TRACK	19:04.736	19:04.736	19:04.736
T. OATLEY	17:43:00	17:57:48	PIT	14:47.990	19:04.736	33:52.726

	T.Track	Pit Time	T.Time
T. OATLEY	19:04.736	14:47.990	33:52.726