

TOURENWAGEN LEGENDEN

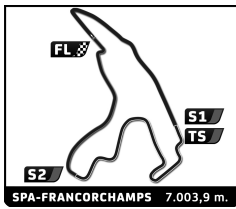
Spa Summer Classic

Race 1

Sector Analysis

— Invalidated Lap
 ■ Personal Best
 ■ Session Best
 ■ Crossing the pit lane

Lap	D	Time	Sector 1	Sector 2	Sector 3	Kph	Elapsed	Lap	D	Time	Sector 1	Sector 2	Sector 3	Kph	Elapsed
1 1.Yannik DINGER BMW 325i E36 Class 2								9 1.Luis BARROS FORD Sierra RS500 Class 1							
1	1	2:53.344	52.172	1:17.695	43.477	142.9	2:53.344	1	1	2:42.692	46.519	1:14.457	41.716	152.3	2:42.692
2	1	2:45.350	47.784	1:14.841	42.725	152.5	5:38.694	2	1	2:40.479	44.589	1:14.703	41.187	157.1	5:23.171
3	1	2:48.302	47.484	1:16.382	44.436	149.8	8:26.996	3	1	2:39.195	44.021	1:14.128	41.046	158.4	8:02.366
4	1	4:12.136	1:08.474	1:51.492	1:12.170	100.0	12:39.132	4	1	4:26.156	1:18.546	1:56.611	1:10.999	94.7	12:28.522
5	1	3:42.883	1:17.090	1:29.377	56.416	113.1	16:22.015	5	1	3:40.957	1:12.957	1:31.297	56.703	114.1	16:09.479
6	1	3:35.441	1:06.093	1:28.983	1:00.365	117.0	19:57.456	6	1	3:25.112	1:01.039	1:27.592	56.481	122.9	19:34.591
7	1	3:44.223	1:02.812	1:40.317	1:01.094	112.5	23:41.679	7	1	3:38.795	1:07.379	1:32.053	59.363	115.2	23:13.386
8	1	3:32.443	57.645	1:29.523	1:05.275	118.7	27:14.122	8	1	3:32.408	1:00.554	1:30.102	1:01.752	118.7	26:45.794
3 1.Klaus LUDWIG MERCEDES 190 E 2.5-16 EVO II Class 2								11 1.Michael DECKER MERCEDES 190 E 2.5-16 EVO I Class 2							
1	1	2:45.089	48.125	1:14.277	42.687	150.1	2:45.089	1	1	3:00.359	54.902	1:19.811	45.646	137.4	3:00.359
2	1	2:43.608	47.313	1:13.710	42.585	154.1	5:28.697	2	1	2:58.386	50.981	1:19.948	47.457	141.3	5:58.745
3	1	2:43.975	46.015	1:14.536	43.424	153.8	8:16.483	3	1	3:03.294	52.031	1:22.705	48.558	137.6	9:02.039
4	1	4:18.825	1:13.477	1:54.311	1:11.037	97.4	12:35.308	4	1	3:41.901	55.720	1:35.379	1:10.802	113.6	12:43.940
5	1	3:43.925	1:14.504	1:32.980	56.441	112.6	16:19.233	5	1	3:44.660	1:18.153	1:30.502	56.005	112.2	16:28.600
6	1	3:34.205	1:04.313	1:30.855	59.037	117.7	19:53.438	6	1	3:34.931	1:06.703	1:31.306	56.922	117.3	20:03.531
7	1	3:43.176	1:02.632	1:40.951	59.593	113.0	23:36.614	7	1	3:43.757	1:01.679	1:40.029	1:02.049	112.7	23:47.288
8	1	3:32.450	57.758	1:32.428	1:02.264	118.7	27:09.064	8	1	3:35.738	57.002	1:29.909	1:08.827	116.9	27:23.026
5 1.Hans-Ulrich KAINZINGER PORSCHE 993 GT2 Class 4								12 1.Gerbert LUTTIKHUIS MERCEDES 190 E 2.5-16 EVO II Class 2							
1	1	2:49.171	49.488	1:16.674	43.009	146.4	2:49.171	1	1	3:15.377	1:02.915	1:25.983	46.479	126.8	3:15.377
2	1	2:43.337	46.612	1:15.270	41.455	154.4	5:32.508	2	1	2:57.539	50.446	1:21.922	45.171	142.0	6:12.916
3	1	2:43.975	46.015	1:14.536	43.424	153.8	8:16.483	3	1	3:01.578	50.434	1:22.406	48.738	138.9	9:14.494
4	1	4:18.825	1:13.477	1:54.311	1:11.037	97.4	12:35.308	4	1	3:32.313	54.817	1:26.439	1:11.057	118.8	12:46.807
5	1	3:43.925	1:14.504	1:32.980	56.441	112.6	16:19.233	5	1	3:46.353	1:19.766	1:31.291	55.296	111.4	16:33.160
6	1	3:34.205	1:04.313	1:30.855	59.037	117.7	19:53.438	6	1	3:33.409	1:06.729	1:30.512	56.168	118.1	20:06.569
7	1	3:43.176	1:02.632	1:40.951	59.593	113.0	23:36.614	7	1	3:44.444	1:02.006	1:42.516	59.922	112.3	23:51.013
8	1	3:32.450	57.758	1:32.428	1:02.264	118.7	27:09.064	8	1	3:36.152	58.006	1:27.877	1:10.269	116.7	27:27.165
6 1.Jean-Pierre ZIMMER MERCEDES 190 E 2.5-16 EVO I Class 2								20 1.Marc HESSEL BMW 320is E30 Class 2 2.Eric VAN DE POELE							
1	1	2:52.372	51.437	1:18.142	42.793	143.7	2:52.372	1	1	3:19.547	1:18.406	1:17.495	43.646	124.2	3:19.547
2	1	2:45.799	47.098	1:15.953	42.748	152.1	5:38.171	2	1	2:46.561	47.902	1:16.184	42.475	151.4	6:06.108
3	1	2:47.181	47.206	1:16.771	43.204	150.8	8:25.352	3	1	2:53.025	47.344	1:17.766	47.915	145.7	8:59.133
4	1	4:12.468	1:08.417	1:52.242	1:11.809	99.9	12:37.820	4	1	3:44.007	51.598	1:41.608	1:10.801	112.6	12:43.140
5	1	3:42.996	1:16.796	1:30.246	55.954	113.1	16:20.816	5	1	3:44.763	1:17.745	1:30.300	56.718	112.2	16:27.903
6	1	3:35.893	1:05.912	1:29.191	1:00.790	116.8	19:56.709	6	1	3:34.569	1:04.965	1:32.730	56.874	117.5	20:02.472
7	1	3:43.834	1:02.412	1:40.153	1:01.269	112.6	23:40.543	7	1	3:43.734	1:01.688	1:40.103	1:01.943	112.7	23:46.206
8	1	3:32.166	57.220	1:30.148	1:04.798	118.8	27:12.709	8	1	3:35.470	56.772	1:30.647	1:08.051	117.0	27:21.676
7 1.Hans Jürgen ERDBRÜGGI BMW M1 Procar Class 4								34 1.Henry WALKENHORST BMW E30 M3 Class 2							
1	1	3:28.949	1:18.021	1:26.778	44.150	118.6	3:28.949	1	1	2:58.295	52.766	1:21.109	44.420	139.0	2:58.295
2	1	2:48.208	49.044	1:15.746	43.418	149.9	6:17.157	2	1	2:51.809	49.039	1:18.566	44.204	146.8	5:50.104
3	1	2:58.754	48.040	1:23.051	47.663	141.1	9:15.911	3	1	2:53.122	48.627	1:19.018	45.477	145.6	8:43.226
4	1	3:32.236	55.175	1:26.230	1:10.831	118.8	12:48.147	4	1	3:57.972	54.468	1:51.309	1:12.195	106.0	12:41.198
5	1	3:47.209	1:19.910	1:30.915	56.384	111.0	16:35.356								
6	1	3:32.202	1:05.771	1:30.230	56.201	118.8	20:07.558								
7	1	3:44.840	1:01.961	1:42.446	1:00.433	112.1	23:52.398								
8	1	3:36.165	57.473	1:27.835	1:10.857	116.6	27:28.563								



TOURENWAGEN LEGENDEN

Spa Summer Classic

Race 1

Sector Analysis

— Invalidated Lap ■ Personal Best ■ Session Best B Crossing the pit lane

Lap	D	Time	Sector 1	Sector 2	Sector 3	Kph	Elapsed	Lap	D	Time	Sector 1	Sector 2	Sector 3	Kph	Elapsed
5	1	3:43.198	1:17.439	1:29.574	56.185	113.0	16:24.396	1	1	2:48.002	49.984	1:15.751	42.267	147.5	2:48.002
6	1	3:35.109	1:05.856	1:29.198	1:00.055	117.2	19:59.505	2	1	2:43.216	48.079	1:13.382	41.755	154.5	5:31.218
7	1	3:44.461	1:02.806	1:40.188	1:01.467	112.3	23:43.966	3	1	2:44.184	46.765	1:14.106	43.313	153.6	8:15.402
8	1	3:33.164	57.291	1:29.302	1:06.571	118.3	27:17.130	4	1	4:18.729	1:13.652	1:54.540	1:10.537	97.5	12:34.131

38 1.Mark TROMPETER MERCEDES 190 E 2.5-16 EVO II
Class 2

1	1	3:10.302	1:00.459	1:23.278	46.565	130.2	3:10.302
2	1	3:01.127	52.476	1:22.018	46.633	139.2	6:11.429
3	1	3:07.029	52.254	1:25.453	49.322	134.8	9:18.458
4	1	3:31.870	54.624	1:25.889	1:11.357	119.0	12:50.328
5	1	3:46.333	1:18.418	1:33.054	54.861	111.4	16:36.661
6	1	3:32.102	1:05.754	1:30.246	56.102	118.9	20:08.763
7	1	3:45.399	1:01.571	1:43.530	1:00.298	111.9	23:54.162
8	1	3:36.170	58.356	1:25.799	1:12.015	116.6	27:30.332

42 1.Anton WERNER AUDI 200 quattro M86
Class 1

1	1	2:49.286	52.434	1:15.418	41.434	146.3	2:49.286
2	1	2:38.298	44.406	1:13.473	40.419	159.3	5:27.584
3	1	2:37.294	43.198	1:13.769	40.327	160.3	8:04.878
4	1	4:24.562	1:17.776	1:56.175	1:10.611	95.3	12:29.440
5	1	3:40.905	1:13.321	1:30.925	56.659	114.1	16:10.345
6	1	3:24.982	1:01.149	1:27.464	56.369	123.0	19:35.327
7	1	3:39.055	1:08.034	1:31.687	59.334	115.1	23:14.382
8	1	3:32.236	1:00.762	1:29.653	1:01.821	118.8	26:46.618

43 1.Samuel VERHEGGEN MERCEDES 190 E 2.5-16
Class 2

1	1	2:57.876	53.303	1:19.881	44.692	139.3	2:57.876
2	1	2:49.566	48.888	1:16.803	43.875	148.7	5:47.442
3	1	2:51.074	48.647	1:17.624	44.803	147.4	8:38.516
4	1	4:01.738	58.067	1:51.151	1:12.520	104.3	12:40.254
5	1	3:42.485	1:17.059	1:29.531	55.895	113.3	16:22.739
6	1	3:35.539	1:06.567	1:28.626	1:00.346	117.0	19:58.278
7	1	3:44.053	1:02.831	1:40.705	1:00.517	112.5	23:42.331
8	1	3:33.771	57.969	1:29.501	1:06.301	117.9	27:16.102

48 1.Bas JANSEN
2.Kevin ABBRING BMW E30 M3
Class 3

1	1	2:46.387	48.696	1:15.274	42.417	148.9	2:46.387
2	1	2:43.933	47.268	1:14.308	42.357	153.8	5:30.320
3	1	2:44.268	46.805	1:14.590	42.873	153.5	8:14.588
4	1	4:18.755	1:13.908	1:54.469	1:10.378	97.4	12:33.343
5	1	3:44.299	1:14.652	1:33.176	56.471	112.4	16:17.642
6	1	3:33.905	1:04.057	1:31.566	58.282	117.9	19:51.547
7	1	3:42.950	1:02.907	1:41.229	58.814	113.1	23:34.497
8	1	3:32.753	57.983	1:33.093	1:01.677	118.5	27:07.250

54 1.Leonard BATENBURG BMW M3
Class 2

1	1	2:46.387	48.696	1:15.274	42.417	148.9	2:46.387
---	---	----------	--------	----------	--------	-------	----------

56 1.Ralph LAUXMANN BMW M3B E36
Class 2

1	1	3:07.563	59.188	1:21.776	46.599	132.1	3:07.563
2	1	2:57.885	50.758	1:20.655	46.472	141.7	6:05.448
3	1	3:06.947	52.320	1:22.348	52.279	134.9	9:12.395
4	1	3:32.512	54.625	1:26.943	1:10.944	118.6	12:44.907
5	1	3:45.923	1:18.690	1:30.448	56.785	111.6	16:30.830
6	1	3:33.550	1:06.077	1:30.642	56.831	118.1	20:04.380
7	1	3:44.177	1:01.866	1:39.978	1:02.333	112.5	23:48.557
8	1	3:35.224	57.284	1:29.135	1:08.805	117.2	27:23.781

59 1.Marvin SCHAID MERCEDES 190 E 2.5-16 EVO I
Class 2

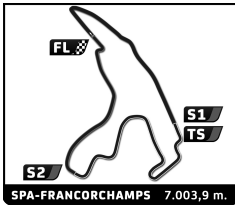
1	1	3:18.158	1:01.493	1:27.097	49.568	125.0	3:18.158
2	1	3:09.003	54.332	1:25.811	48.860	133.4	6:27.161
3	1	3:33.341	53.420	1:38.231	1:01.690	118.2	10:00.502
4	1	3:59.771	1:12.322	1:48.465	58.984	105.2	14:00.273
5	1	3:38.821	1:04.121	1:39.588	55.112	115.2	17:39.094
6	1	3:41.990	1:01.779	1:41.587	58.624	113.6	21:21.084
7	1	3:29.128	1:01.529	1:31.248	56.351	120.6	24:50.212
8	1	3:20.648	57.269	1:30.441	52.938	125.7	28:10.860

76 1.Thorsten STADLER AMG MERCEDES C-Klasse ITC
Class 1

1	1	2:47.156	52.977	1:13.557	40.622	148.2	2:47.156
2	1	2:33.781	44.533	1:09.982	39.266	164.0	5:20.937
3	1	2:31.385	43.033	1:08.496	39.856	166.6	7:52.322
4	1	3:19.001	50.746	1:31.262	56.993	126.7	11:11.323
5	1	3:39.226	1:03.866	1:37.602	57.758	115.0	14:50.549
6	1	3:37.010	1:01.966	1:37.729	57.315	116.2	18:27.559

77 1.Yannik STADLER MERCEDES 190 E 2.5-16 EVO I
Class 2

1	1	3:12.779	1:00.542	1:24.740	47.497	128.5	3:12.779
2	1	2:59.630	51.675	1:21.790	46.165	140.4	6:12.409
3	1	3:08.610	51.765	1:26.451	50.394	133.7	9:21.019
4	1	3:30.669	52.983	1:26.472	1:11.214	119.7	12:51.688
5	1	3:46.356	1:18.227	1:33.687	54.442	111.4	16:38.044
6	1	3:32.407	1:05.578	1:31.120	55.709	118.7	20:10.451
7	1	3:45.576	1:01.208	1:43.798	1:00.570	111.8	23:56.027
8	1	3:37.099	58.894	1:26.686	1:11.519	116.1	27:33.126



TOURENWAGEN LEGENDEN

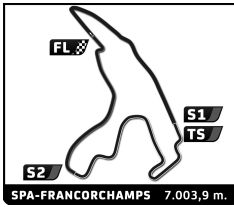
Spa Summer Classic

Race 1

Sector Analysis

— Invalidated Lap ■ Personal Best ■ Session Best B Crossing the pit lane

Lap	D	Time	Sector 1	Sector 2	Sector 3	Kph	Elapsed	Lap	D	Time	Sector 1	Sector 2	Sector 3	Kph	Elapsed	
80	1.Jürgen FREIBURG 2.Frank HAACK							AUDI 80 Competition Class 2								
	1	1	3:23.421	1:04.702	1:27.637	51.082	121.8	3:23.421	4	1	3:32.732	54.507	1:27.056	1:11.169	118.5	12:45.867
	2	1	3:18.522	57.292			127.0	6:41.943	5	1	3:45.683	1:18.661	1:31.020	56.002	111.7	16:31.550
	3	1	3:21.290	57.743	1:31.640	51.907	125.3	10:03.233	6	1	3:33.762	1:06.597	1:30.565	56.600	118.0	20:05.312
	4	1	3:58.441	1:10.968	1:48.050	59.423	105.7	14:01.674	7	1	3:44.028	1:01.580	1:40.475	1:01.973	112.5	23:49.340
	5	1	3:38.576	1:04.243	1:39.271	55.062	115.4	17:40.250	8	1	3:35.296	57.842	1:28.257	1:09.197	117.1	27:24.636
	6	1	3:41.899	1:01.836	1:41.409	58.654	113.6	21:22.149								
	7	1	3:29.463	1:01.732	1:31.413	56.318	120.4	24:51.612								
	8	1	3:20.553	57.877	1:29.490	53.186	125.7	28:12.165								
91	1.Raphaël DE BORMAN							PORSCHE 996 GT3 Cup Class 4								
	1	1	2:47.009	48.913	1:15.923	42.173	148.3	2:47.009								
2	1	2:42.419	46.525	1:14.194	41.700	155.2	5:29.428									
95	1.Kristian POULSEN							BMW E30 Class 2								
	1	1	2:45.925	48.686	1:14.965	42.274	149.3	2:45.925								
	2	1	2:43.142	46.859	1:13.742	42.541	154.6	5:29.067								
	3	1	2:45.210	46.690	1:15.722	42.798	152.6	8:14.277								
	4	1	4:17.978	1:13.073	1:54.374	1:10.531	97.7	12:32.255								
	5	1	3:44.438	1:13.816	1:34.299	56.323	112.3	16:16.693								
	6	1	3:33.848	1:03.360	1:32.374	58.114	117.9	19:50.541								
	7	1	3:43.109	1:02.829	1:41.092	59.188	113.0	23:33.650								
	8	1	3:31.961	57.499	1:33.199	1:01.263	119.0	27:05.611								
96	1.Carsten WELSCHAR							OPEL Kadett E GSI Class 3								
	1	1	3:11.567	1:00.146	1:22.905	48.516	129.3	3:11.567								
2	1	3:04.095	53.561	1:22.023	48.511	137.0	6:15.662									
100	1.Jean-Michel MARTIN 2.Harald GROHS							BMW M3 E30 Class 2								
	1	1	3:35.627	1:21.689	1:26.240	47.698	114.9	3:35.627								
	2	1	2:59.909	51.730	1:21.231	46.948	140.1	6:35.536								
	3	1	3:23.974	51.510	1:30.545	1:01.919	123.6	9:59.510								
	4	1	3:59.556	1:11.716	1:48.375	59.465	105.3	13:59.066								
	5	1	3:38.642	1:04.146	1:39.251	55.245	115.3	17:37.708								
	6	1	3:42.552	1:01.920	1:42.093	58.539	113.3	21:20.260								
	7	1	3:29.331	1:00.855	1:32.201	56.275	120.5	24:49.591								
	8	1	3:20.467	56.299	1:31.373	52.795	125.8	28:10.058								
123	1.Sebastian HAAS							BMW M3 E30 Class 3								
	1	1	3:08.795	58.259	1:24.041	46.495	131.2	3:08.795								
	2	1	3:00.620	51.846	1:22.392	46.382	139.6	6:09.415								
3	1	3:03.720	51.752	1:23.019	48.949	137.2	9:13.135									
234	1.Heinz-F. POTT							BMW M3 E30 Class 3								
	1	1	3:09.152	1:00.011	1:22.738	46.403	131.0	3:09.152								
	2	1	3:00.975	52.787	1:21.602	46.586	139.3	6:10.127								
	3	1	3:03.264	51.726	1:22.946	48.592	137.6	9:13.391								
	4	1	3:32.873	54.971	1:26.806	1:11.096	118.4	12:46.264								
	5	1	3:46.031	1:18.819	1:31.120	56.092	111.6	16:32.295								
	6	1	3:33.493	1:06.645	1:30.730	56.118	118.1	20:05.788								
	7	1	3:44.556	1:01.887	1:41.512	1:01.157	112.3	23:50.344								
8	1	3:35.274	57.748	1:28.147	1:09.379	117.1	27:25.618									
282	1.Steffen SCHWAN							MINI Cooper S Class 4								
	1	1	3:46.128	1:10.825	1:38.513	56.790	109.6	3:46.128								
	2	1	3:41.351	1:02.713	1:40.326	58.312	113.9	7:27.479								
	3	1	3:43.478	1:04.297	1:42.156	57.025	112.8	11:10.957								
	4	1	3:39.097	1:03.640	1:37.610	57.847	115.1	14:50.054								
	5	1	3:36.732	1:02.009	1:37.641	57.082	116.3	18:26.786								
	6	1	3:41.539	1:02.816	1:39.295	59.428	113.8	22:08.325								
	7	1	3:41.353	1:03.605	1:37.425	1:00.323	113.9	25:49.678								
8	1	3:37.801	1:02.434	1:38.246	57.121	115.8	29:27.479									
599	1.Alexander VREHE							MERCEDES 190 E 2.5-16 EVO I Class 2								
	1	1	4:19.768	1:37.195	1:43.711	58.862	95.4	4:19.768								
	2	1	3:38.804	1:03.071	1:38.616	57.117	115.2	7:58.572								
3	1	4:39.652	B	1:21.313	1:56.349	1:21.990	90.2	12:38.224								
911	1.Michael BARBACH							PORSCHE 996 GT3 Cup Class 4								
	1	1	2:50.469	50.655	1:16.745	43.069	145.3	2:50.469								
	2	1	2:44.724	47.341	1:14.797	42.586	153.1	5:35.193								
	3	1	2:43.020	46.339	1:14.471	42.210	154.7	8:18.213								
	4	1	4:18.305	1:12.482	1:54.085	1:11.738	97.6	12:36.518								
	5	1	3:43.693	1:13.795	1:33.119	56.779	112.7	16:20.211								
	6	1	3:34.122	1:04.337	1:30.422	59.363	117.8	19:54.333								
	7	1	3:43.502	1:02.459	1:40.727	1:00.316	112.8	23:37.835								
8	1	3:32.229	57.017	1:32.390	1:02.822	118.8	27:10.064									
997	1.Thomas STELBERG							PORSCHE 997 GT 3 Cup Class 4								
	1	1	3:04.753	57.291	1:21.187	46.275	134.1	3:04.753								
	2	1	2:55.029	48.745	1:19.927	46.357	144.1	5:59.782								
	3	1	2:58.648	49.008	1:21.492	48.148	141.1	8:58.430								
4	1	3:43.776	51.065	1:42.143	1:10.568	112.7	12:42.206									



TOURENWAGEN LEGENDEN
Spa Summer Classic
Race 1

Sector Analysis

— Invalidated Lap ■ Personal Best ■ Session Best B Crossing the pit lane

Lap	D	Time	Sector 1	Sector 2	Sector 3	Kph	Elapsed	Lap	D	Time	Sector 1	Sector 2	Sector 3	Kph	Elapsed
5	1	3:44.601	1:17.856	1:30.521	56.224	112.3	16:26.807								
6	1	3:34.863	1:04.915	1:33.286	56.662	117.3	20:01.670								
7	1	3:43.759	1:01.654	1:40.370	1:01.735	112.7	23:45.429								
8	1	3:35.490	56.581	1:30.984	1:07.925	117.0	27:20.919								