

TOURENWAGEN LEGENDEN

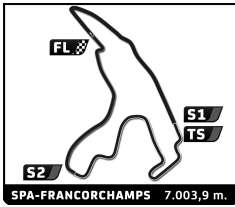
Spa Summer Classic

Race 2

Sector Analysis

— Invalidated Lap ■ Personal Best ■ Session Best B Crossing the pit lane

Lap	D	Time	Sector 1	Sector 2	Sector 3	Kph	Elapsed	Lap	D	Time	Sector 1	Sector 2	Sector 3	Kph	Elapsed	
5	1.Hans-Ulrich KAINZINGER Porsche 993 GT2 Class 4							1	1	3:06.975	56.618	1:22.916	47.441	132.5	3:06.975	
	2	1	2:57.491	50.560	1:21.794	45.137	142.1	6:04.466								
	3	1	2:54.001	50.572	1:18.831	44.598	144.9	8:58.467								
	4	1	2:53.719	49.422	1:18.726	45.571	145.1	11:52.186								
	5	1	2:56.253	50.176	1:19.183	46.894	143.1	14:48.439								
	6	1	2:53.618	50.733	1:17.993	44.892	145.2	17:42.057								
	7	1	2:54.441	50.676	1:18.468	45.297	144.5	20:36.498								
	8	1	3:01.403	50.009	1:26.226	45.168	139.0	23:37.901								
	9	1	2:56.165	51.380	1:19.815	44.970	143.1	26:34.066								
	6	1.Jean-Pierre ZIMMER Mercedes 190 E 2.5-16 EVO I Class 2							1	1	3:07.968	59.416	1:22.018	46.534	131.8	3:07.968
2		1	2:52.714	49.488	1:19.266	43.960	146.0	6:00.682								
3		1	2:50.293	48.107	1:18.150	44.036	148.1	8:50.975								
4		1	2:49.699	48.959	1:17.146	43.594	148.6	11:40.674								
5		1	2:49.189	48.090	1:17.482	43.617	149.0	14:29.863								
6		1	2:46.866	46.970	1:15.849	44.047	151.1	17:16.729								
7		1	2:48.964	49.298	1:16.866	42.800	149.2	20:05.693								
8		1	2:45.604	47.058	1:15.537	43.009	152.3	22:51.297								
9		1	2:47.489	47.835	1:15.598	44.056	150.5	25:38.786								
7		1.Hans Jürgen ERDBRÜGGI BMW M1 Procar Class 4							1	1	2:51.362	51.283	1:16.680	43.399	144.6	2:51.362
	2	1	2:47.423	49.403	1:14.855	43.165	150.6	5:38.785								
	3	1	2:45.650	47.710	1:15.494	42.446	152.2	8:24.435								
	4	1	2:43.685	47.277	1:14.377	42.031	154.0	11:08.120								
	5	1	2:45.157	47.584	1:14.066	43.507	152.7	13:53.277								
	6	1	2:43.726	47.331	1:14.334	42.061	154.0	16:37.003								
	7	1	2:43.355	46.974	1:13.992	42.389	154.4	19:20.358								
	8	1	2:45.315	47.804	1:14.614	42.897	152.5	22:05.673								
	9	1	2:44.399	47.247	1:14.892	42.260	153.4	24:50.072								
	9	1.Luis BARROS Ford Sierra RS500 Class 1							1	1	3:01.134	54.053	1:22.456	44.625	136.8	3:01.134
2		1	2:51.437	48.714	1:17.554	45.169	147.1	5:52.571								
3		1	2:51.503	49.209	1:17.951	44.343	147.0	8:44.074								
4		1	2:50.204	48.704	1:17.155	44.345	148.1	11:34.278								
5		1	2:50.782	48.697	1:17.852	44.233	147.6	14:25.060								
6		1	2:51.265	48.963	1:17.291	45.011	147.2	17:16.325								
7		1	2:52.199	49.126	1:18.398	44.675	146.4	20:08.524								
8		1	2:51.390	49.174	1:18.014	44.202	147.1	22:59.914								
9		1	2:51.023	48.783	1:17.388	44.852	147.4	25:50.937								
11		1.Michael DECKER Mercedes 190 E 2.5-16 EVO I Class 2							1	1	3:10.931	1:02.126	1:21.986	46.819	129.8	3:10.931
	2	1	3:02.510	52.432	1:23.332	46.746	138.2	6:13.441								
	3	1	2:58.550	51.635	1:20.872	46.043	141.2	9:11.991								
	4	1	2:57.491	51.011	1:20.471	46.009	142.1	12:09.482								
	12	1.Gerbert LUTTIKHUIS Mercedes 190 E 2.5-16 EVO II Class 2							1	1	2:51.362	51.283	1:16.680	43.399	144.6	2:51.362
		2	1	2:47.423	49.403	1:14.855	43.165	150.6	5:38.785							
		3	1	2:45.650	47.710	1:15.494	42.446	152.2	8:24.435							
		4	1	2:43.685	47.277	1:14.377	42.031	154.0	11:08.120							
		5	1	2:45.157	47.584	1:14.066	43.507	152.7	13:53.277							
		6	1	2:43.726	47.331	1:14.334	42.061	154.0	16:37.003							
7		1	2:43.355	46.974	1:13.992	42.389	154.4	19:20.358								
8		1	2:45.315	47.804	1:14.614	42.897	152.5	22:05.673								
9		1	2:44.399	47.247	1:14.892	42.260	153.4	24:50.072								
20		1.Marc HESSEL 2.Eric VAN DE POELE BMW 320is E30 Class 2							1	1	3:01.134	54.053	1:22.456	44.625	136.8	3:01.134
	2	1	2:51.437	48.714	1:17.554	45.169	147.1	5:52.571								
	3	1	2:51.503	49.209	1:17.951	44.343	147.0	8:44.074								
	4	1	2:50.204	48.704	1:17.155	44.345	148.1	11:34.278								
	5	1	2:50.782	48.697	1:17.852	44.233	147.6	14:25.060								
	6	1	2:51.265	48.963	1:17.291	45.011	147.2	17:16.325								
	7	1	2:52.199	49.126	1:18.398	44.675	146.4	20:08.524								
	8	1	2:51.390	49.174	1:18.014	44.202	147.1	22:59.914								
	9	1	2:51.023	48.783	1:17.388	44.852	147.4	25:50.937								
	34	1.Henry WALKENHORST BMW E30 M3 Class 2							1	1	3:10.931	1:02.126	1:21.986	46.819	129.8	3:10.931
2		1	3:02.510	52.432	1:23.332	46.746	138.2	6:13.441								
3		1	2:58.550	51.635	1:20.872	46.043	141.2	9:11.991								
4		1	2:57.491	51.011	1:20.471	46.009	142.1	12:09.482								
38		1.Mark TROMPETER Mercedes 190 E 2.5-16 EVO II Class 2							1	1	3:10.931	1:02.126	1:21.986	46.819	129.8	3:10.931
		2	1	3:02.510	52.432	1:23.332	46.746	138.2	6:13.441							
		3	1	2:58.550	51.635	1:20.872	46.043	141.2	9:11.991							
		4	1	2:57.491	51.011	1:20.471	46.009	142.1	12:09.482							



TOURENWAGEN LEGENDEN

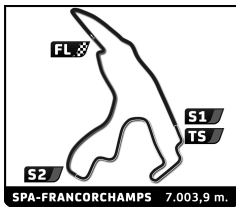
Spa Summer Classic

Race 2

Sector Analysis

— Invalidated Lap ■ Personal Best ■ Session Best B Crossing the pit lane

Lap	D	Time	Sector 1	Sector 2	Sector 3	Kph	Elapsed	Lap	D	Time	Sector 1	Sector 2	Sector 3	Kph	Elapsed
56 1.Ralph LAUXMANN BMW M3B E36 Class 2															
1	1	3:06.380	56.839	1:21.399	48.142	132.9	3:06.380	1	1	3:06.380	56.839	1:21.399	48.142	132.9	3:06.380
2	1	2:54.042	50.018	1:19.262	44.762	144.9	6:00.422	2	1	2:54.042	50.018	1:19.262	44.762	144.9	6:00.422
3	1	2:53.855	50.718	1:17.983	45.154	145.0	8:54.277	3	1	2:53.855	50.718	1:17.983	45.154	145.0	8:54.277
4	1	2:51.447	49.578	1:18.118	43.751	147.1	11:45.724	4	1	2:51.447	49.578	1:18.118	43.751	147.1	11:45.724
5	1	2:49.865	49.455	1:16.496	43.914	148.4	14:35.589	5	1	2:49.865	49.455	1:16.496	43.914	148.4	14:35.589
6	1	2:50.152	49.270	1:16.583	44.299	148.2	17:25.741	6	1	2:50.152	49.270	1:16.583	44.299	148.2	17:25.741
7	1	2:50.463	49.292	1:16.935	44.236	147.9	20:16.204	7	1	2:50.463	49.292	1:16.935	44.236	147.9	20:16.204
8	1	2:50.564	50.079	1:16.592	43.893	147.8	23:06.768	8	1	2:50.564	50.079	1:16.592	43.893	147.8	23:06.768
9	1	2:54.560	49.398	1:19.206	45.956	144.4	26:01.328	9	1	2:54.560	49.398	1:19.206	45.956	144.4	26:01.328
42 1.Anton WERNER AUDI 200 quattro M86 Class 1															
1	1	2:39.130	44.074	1:14.203	40.853	155.7	2:39.130								
2	1	2:39.004	43.188	1:14.459	41.357	158.6	5:18.134								
3	1	2:38.519	43.151	1:14.240	41.128	159.1	7:56.653								
4	1	2:36.610	43.888	1:12.957	39.765	161.0	10:33.263								
5	1	2:39.556	43.611	1:14.458	41.487	158.0	13:12.819								
6	1	2:38.223	43.251	1:14.265	40.707	159.4	15:51.042								
7	1	2:38.798	43.384	1:14.203	41.211	158.8	18:29.840								
8	1	2:38.235	43.512	1:14.156	40.567	159.3	21:08.075								
9	1	2:40.511	44.406	1:14.829	41.276	157.1	23:48.586								
43 1.Samuel VERHEGGEN MERCEDES 190 E 2.5-16 Class 2															
1	1	2:55.851	52.458	1:18.718	44.675	140.9	2:55.851								
2	1	2:54.115	49.653	1:19.970	44.492	144.8	5:49.966								
3	1	2:49.850	48.837	1:17.166	43.847	148.4	8:39.816								
4	1	2:49.647	49.672	1:16.756	43.219	148.6	11:29.463								
5	1	2:50.311	48.877	1:17.334	44.100	148.0	14:19.774								
6	1	2:48.649	48.457	1:16.499	43.693	149.5	17:08.423								
7	1	2:48.950	48.777	1:16.410	43.763	149.2	19:57.373								
8	1	2:49.310	49.002	1:16.732	43.576	148.9	22:46.683								
9	1	2:50.765	50.332	1:16.111	44.322	147.7	25:37.448								
48 1.Bas JANSEN BMW E30 M3 Class 3															
1	1	3:04.330	54.870	1:22.096	47.364	134.4	3:04.330								
2	1	2:54.425	49.509	1:19.454	45.462	144.6	5:58.755								
3	1	2:51.419	48.642	1:18.730	44.047	147.1	8:50.174								
4	1	2:48.791	48.328	1:16.413	44.050	149.4	11:38.965								
5	1	2:48.351	48.005	1:16.383	43.963	149.8	14:27.316								
6	1	2:48.408	47.932	1:16.485	43.991	149.7	17:15.724								
7	1	2:48.169	48.087	1:16.400	43.682	149.9	20:03.893								
8	1	2:46.982	48.053	1:15.572	43.357	151.0	22:50.875								
9	1	2:47.244	47.585	1:15.191	44.468	150.8	25:38.119								
54 1.Leonard BATENBURG BMW M3 Class 2															
1	1	2:48.135	50.944	1:15.121	42.070	147.4	2:48.135								
2	1	2:44.081	47.393	1:14.535	42.153	153.7	5:32.216								
3	1	2:42.685	47.790	1:13.093	41.802	155.0	8:14.901								
4	1	2:42.961	47.570	1:13.068	42.323	154.7	10:57.862								
5	1	2:43.475	47.476	1:13.967	42.032	154.2	13:41.337								
6	1	2:43.303	47.494	1:13.858	41.951	154.4	16:24.640								
7	1	2:43.642	47.555	1:13.971	42.116	154.1	19:08.282								
8	1	2:44.980	47.319	1:13.863	43.798	152.8	21:53.262								
9	1	2:43.878	47.481	1:14.186	42.211	153.9	24:37.140								
59 1.Marvin SCHAID MERCEDES 190 E 2.5-16 EVO I Class 2															
1	1	3:19.423	1:04.409	1:25.296	49.718	124.2	3:19.423								
2	1	3:11.933	53.325	1:27.939	50.669	131.4	6:31.356								
3	1	3:08.805	53.773	1:26.417	48.615	133.5	9:40.161								
4	1	3:08.467	54.264	1:26.388	47.815	133.8	12:48.628								
5	1	3:07.117	53.424	1:25.357	48.336	134.8	15:55.745								
6	1	3:15.747	52.796	1:26.125	56.826	128.8	19:11.492								
7	1	3:07.595	53.808	1:25.198	48.589	134.4	22:19.087								
8	1	3:08.210	53.910	1:25.978	48.322	134.0	25:27.297								
76 1.Thorsten STADLER AMG MERCEDES C-Klasse ITC Class 1															
1	1	2:50.945	57.007	1:13.515	40.423	144.9	2:50.945								
2	1	2:35.588	43.771	1:12.716	39.101	162.1	5:26.533								
3	1	2:30.430	42.730	1:09.139	38.561	167.6	7:56.963								
4	1	2:34.782	42.596	1:12.190	39.996	162.9	10:31.745								
5	1	3:30.826 B	52.291	1:26.933	1:11.602	119.6	14:02.571								
6	1	7:44.447 B	5:36.386	1:16.407	51.654	54.3	21:47.018								
77 1.Yannik STADLER MERCEDES 190 E 2.5-16 EVO I Class 2															
1	1	3:12.853	1:03.728	1:22.692	46.433	128.5	3:12.853								
2	1	2:59.161	51.091	1:22.031	46.039	140.7	6:12.014								
3	1	2:59.520	51.280	1:21.623	46.617	140.5	9:11.534								
4	1	2:57.118	50.560	1:20.957	45.601	142.4	12:08.652								
5	1	2:57.263	50.596	1:20.822	45.845	142.2	15:05.915								
6	1	2:56.922	49.918	1:21.140	45.864	142.5	18:02.837								
7	1	2:56.378	50.305	1:21.057	45.016	143.0	20:59.215								
8	1	2:57.453	50.715	1:21.498	45.240	142.1	23:56.668								
80 1.Jürgen FREIBURG AUDI 80 Competition Class 2															
1	1	3:25.631	1:05.500	1:29.238	50.893	120.5	3:25.631								
2	1	3:14.384	56.707	1:28.092	49.585	129.7	6:40.015								
3	1	3:10.639	54.389	1:26.940	49.310	132.3	9:50.654								
4	1	3:11.359	54.963	1:26.066	50.330	131.8	13:02.013								
5	1	3:13.866	55.075	1:27.165	51.626	130.1	16:15.879								



TOURENWAGEN LEGENDEN

Spa Summer Classic

Race 2

Sector Analysis

— Invalidated Lap ■ Personal Best ■ Session Best B Crossing the pit lane

Lap	D	Time	Sector 1	Sector 2	Sector 3	Kph	Elapsed	Lap	D	Time	Sector 1	Sector 2	Sector 3	Kph	Elapsed
6	1	3:15.989	55.002	1:29.437	51.550	128.7	19:31.868								
7	1	3:11.799	54.866	1:27.254	49.679	131.5	22:43.667								
8	1	3:11.701	54.801	1:27.459	49.441	131.5	25:55.368								

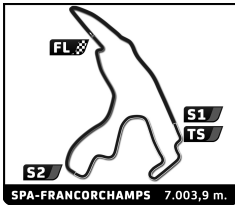
95								123							
1.Kristian POULSEN								1.Sebastian HAAS							
BMW E30								BMW M3 E30							
Class 2								Class 3							
1	1	2:46.097	49.291	1:14.295	42.511	149.2	2:46.097	1	1	3:10.170	59.862	1:23.284	47.024	130.3	3:10.170
2	1	2:59.727	47.482	1:29.425	42.820	140.3	5:45.824	2	1	3:04.731	53.865	1:23.164	47.702	136.5	6:14.901
3	1	2:42.971	47.015	1:13.341	42.615	154.7	8:28.795	3	1	3:02.553	54.275	1:20.956	47.322	138.1	9:17.454
4	1	2:46.326	47.718	1:16.250	42.358	151.6	11:15.121	4	1	2:59.094	53.054	1:20.317	45.723	140.8	12:16.548
5	1	2:43.726	47.030	1:13.543	43.153	154.0	13:58.847	5	1	2:58.343	51.853	1:20.252	46.238	141.4	15:14.891
6	1	2:42.759	47.255	1:13.219	42.285	154.9	16:41.606	6	1	3:01.012	51.356	1:21.520	48.136	139.3	18:15.903
7	1	2:43.339	47.533	1:13.690	42.116	154.4	19:24.945	7	1	3:00.416	51.883	1:22.063	46.470	139.8	21:16.319
8	1	2:44.406	47.229	1:13.765	43.412	153.4	22:09.351	8	1	3:02.331	53.776	1:21.872	46.683	138.3	24:18.650
9	1	2:42.658	47.152	1:13.520	41.986	155.0	24:52.009								

96								234							
1.Carsten WELSCHAR								1.Heinz-F. POTT							
OPEL Kadett E GSI								BMW M3 E30							
Class 3								Class 3							
1	1	3:21.082	1:06.409	1:25.061	49.612	123.2	3:21.082	1	1	3:23.969	1:12.998	1:22.868	48.103	121.5	3:23.969
2	1	3:08.476	54.552	1:24.211	49.713	133.8	6:29.558	2	1	3:04.045	53.228	1:22.896	47.921	137.0	6:28.014
3	1	3:07.250	54.721	1:23.287	49.242	134.7	9:36.808	3	1	3:04.097	53.753	1:23.476	46.868	137.0	9:32.111
4	1	3:06.286	55.418	1:22.201	48.667	135.4	12:43.094	4	1	3:03.631	53.428	1:23.407	46.796	137.3	12:35.742
5	1	3:03.616	54.234	1:21.477	47.905	137.3	15:46.710	5	1	3:03.680	53.460	1:23.087	47.133	137.3	15:39.422
6	1	3:02.858	54.005	1:21.031	47.822	137.9	18:49.568	6	1	3:04.545	53.492	1:23.080	47.973	136.6	18:43.967
7	1	3:03.980	54.721	1:21.537	47.722	137.0	21:53.548	7	1	3:02.877	53.061	1:23.156	46.660	137.9	21:46.844
8	1	3:02.955	54.063	1:21.243	47.649	137.8	24:56.503	8	1	3:03.197	53.404	1:22.292	47.501	137.6	24:50.041

97								282							
1.Vasco BARROS								1.Steffen SCHWAN							
PORSCHE 997 GT3 cup								MINI Cooper S							
Class 4								Class 4							
1	1	3:04.117	1:01.957	1:17.717	44.443	134.6	3:04.117	1	1	3:42.224	1:08.329	1:36.308	57.587	111.5	3:42.224
2	1	2:41.834	45.270	1:14.559	42.005	155.8	5:45.951	2	1	3:38.683	1:04.494	1:37.206	56.983	115.3	7:20.907
3	1	2:37.583	43.783	1:13.713	40.087	160.0	8:23.534	3	1	3:44.175	1:04.213	1:40.781	59.181	112.5	11:05.082
4	1	2:38.092	45.375	1:11.986	40.731	159.5	11:01.626	4	1	3:42.063	1:02.350	1:41.818	57.895	113.5	14:47.145
5	1	2:35.022	43.155	1:11.772	40.095	162.6	13:36.648	5	1	3:41.503	1:03.124	1:40.909	57.470	113.8	18:28.648
6	1	2:34.821	42.809	1:11.407	40.605	162.9	16:11.469	6	1	3:36.931	1:01.852	1:38.245	56.834	116.2	22:05.579
7	1	2:35.815	44.023	1:11.841	39.951	161.8	18:47.284	7	1	3:39.298	1:02.917	1:38.064	58.317	115.0	25:44.877
8	1	2:35.173	43.699	1:11.687	39.787	162.5	21:22.457								
9	1	2:35.267	43.962	1:11.600	39.705	162.4	23:57.724								

100								599							
1.Jean-Michel MARTIN								1.Alexander VREHE							
2.Harald GROHS								MERCEDES 190 E 2.5-16 EVO I							
BMW M3 E30								Class 2							
1	1	3:08.397	1:01.536	1:20.071	46.790	131.5	3:08.397	1	1	3:26.355	1:07.065	1:28.035	51.255	120.1	3:26.355
2	1	2:54.020	49.769	1:19.405	44.846	144.9	6:02.417	2	1	3:12.696	54.559	1:27.201	50.936	130.8	6:39.051
3	1	2:52.410	49.618	1:17.991	44.801	146.2	8:54.827	3	1	3:08.561	53.965	1:25.232	49.364	133.7	9:47.612
4	1	2:51.612	49.849	1:17.775	43.988	146.9	11:46.439	4	1	3:05.169	53.910	1:23.220	48.039	136.2	12:52.781
5	1	2:50.699	49.164	1:16.984	44.551	147.7	14:37.138	5	1	3:04.541	53.326	1:22.852	48.363	136.6	15:57.322
6	1	2:50.308	49.058	1:17.303	43.947	148.1	17:27.446	6	1	3:11.085	53.647	1:25.603	51.835	132.0	19:08.407
7	1	2:50.373	49.240	1:17.070	44.063	148.0	20:17.819	7	1	3:09.958	54.444	1:26.363	49.151	132.7	22:18.365
8	1	2:49.526	49.021	1:16.761	43.744	148.7	23:07.345	8	1	3:07.572	53.855	1:24.509	49.208	134.4	25:25.937
9	1	2:49.754	49.193	1:16.531	44.030	148.5	25:57.099								

911								1.Michael BARBACH							
								PORSCHE 996 GT3 Cup							
								Class 4							
1	1	2:52.630	51.619	1:17.459	43.552	143.5	2:52.630	1	1	2:52.630	51.619	1:17.459	43.552	143.5	2:52.630
2	1	2:46.630	46.615	1:16.161	43.854	151.3	5:39.260	2	1	2:46.630	46.615	1:16.161	43.854	151.3	5:39.260
3	1	2:49.475	49.430	1:17.005	43.040	148.8	8:28.735	3	1	2:49.475	49.430	1:17.005	43.040	148.8	8:28.735
4	1	2:45.433	47.081	1:15.726	42.626	152.4	11:14.168	4	1	2:45.433	47.081	1:15.726	42.626	152.4	11:14.168
5	1	2:42.255	46.063	1:14.121	42.071	155.4	13:56.423	5	1	2:42.255	46.063	1:14.121	42.071	155.4	13:56.423



TOURENWAGEN LEGENDEN

Spa Summer Classic

Race 2

Sector Analysis

— Invalidated Lap ■ Personal Best ■ Session Best **B** Crossing the pit lane

Lap	D	Time	Sector 1	Sector 2	Sector 3	Kph	Elapsed	Lap	D	Time	Sector 1	Sector 2	Sector 3	Kph	Elapsed
6	1	2:42.214	45.514	1:14.380	42.320	155.4	16:38.637								
7	1	2:42.944	45.831	1:15.120	41.993	154.7	19:21.581								
8	1	2:43.091	46.140	1:14.417	42.534	154.6	22:04.672								
9	1	2:42.503	45.728	1:14.340	42.435	155.2	24:47.175								

997	1.Thomas STELBERG	PORSCHE 997 GT 3 Cup
		Class 4

1	1	3:03.646	53.921	1:22.544	47.181	134.9	3:03.646
2	1	2:54.458	48.891	1:20.233	45.334	144.5	5:58.104
3	1	2:55.509	47.773	1:22.563	45.173	143.7	8:53.613
4	1	3:12.960 B	48.401	1:23.971	1:00.588	130.7	12:06.573