

TOURENWAGEN LEGENDEN

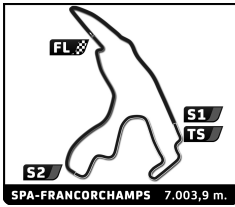
Spa Summer Classic

Race 3

Sector Analysis

— Invalidated Lap
 ■ Personal Best
 ■ Session Best
 ■ Crossing the pit lane

Lap	D	Time	Sector 1	Sector 2	Sector 3	Kph	Elapsed	Lap	D	Time	Sector 1	Sector 2	Sector 3	Kph	Elapsed			
1	1.Yannik DINGER	BMW 325i E36						Class 2										
		1	1	3:02.635	58.519	1:20.852	43.264	135.7	3:02.635	8	1	3:05.857	51.865	1:26.310	47.682	135.7	24:46.117	
		2	1	2:48.401	48.803	1:16.676	42.922	149.7	5:51.036	9	1	3:03.198	52.247	1:23.849	47.102	137.6	27:49.315	
		3	1	2:48.578	48.593	1:16.420	43.565	149.6	8:39.614	10	1	3:03.452	52.144	1:24.172	47.136	137.4	30:52.767	
		4	1	2:47.022	48.223	1:15.836	42.963	151.0	11:26.636	11	1	3:03.079	52.489	1:23.852	46.738	137.7	33:55.846	
		5	1	2:46.607	47.843	1:16.033	42.731	151.3	14:13.243									
		6	1	2:47.993	48.572	1:16.297	43.124	150.1	17:01.236									
		7	1	2:48.046	48.777	1:16.257	43.012	150.0	19:49.282									
		8	1	2:50.096	48.685	1:18.282	43.129	148.2	22:39.378									
		9	1	2:47.996	49.156	1:15.953	42.887	150.1	25:27.374									
		10	1	2:46.729	48.025	1:15.558	43.146	151.2	28:14.103									
		11	1	2:46.744	48.362	1:15.445	42.937	151.2	31:00.847									
12	1	2:50.042	47.962	1:18.498	43.582	148.3	33:50.889											
9	1.Luis BARROS	FORD Sierra RS500						Class 1										
		1	1	2:44.614	46.901	1:15.683	42.030	150.5	2:44.614									
		2	1	2:41.408	44.719	1:15.080	41.609	156.2	5:26.022									
		3	1	2:41.902	44.802	1:15.459	41.641	155.7	8:07.924									
		4	1	2:43.842	45.989	1:16.135	41.718	153.9	10:51.766									
		5	1	2:43.283	45.290	1:16.201	41.792	154.4	13:35.049									
		6	1	2:44.328	45.763	1:15.934	42.631	153.4	16:19.377									
		7	1	2:43.239	45.536	1:15.849	41.854	154.5	19:02.616									
		8	1	2:45.058	45.454	1:16.943	42.661	152.8	21:47.674									
		9	1	2:45.604	46.360	1:16.811	42.433	152.3	24:33.278									
		10	1	2:43.612	45.466	1:15.631	42.515	154.1	27:16.890									
		11	1	2:45.961	46.553	1:16.452	42.956	151.9	30:02.851									
12	1	3:00.605	46.014	1:29.106	45.485	139.6	33:03.456											
5	1.Hans-Ulrich KAINZINGER	PORSCHE 993 GT2						Class 4										
		1	1	2:44.191	46.560	1:15.199	42.432	150.9	2:44.191									
		2	1	2:41.057	44.856	1:15.039	41.162	156.6	5:25.248									
		3	1	2:39.820	44.326			157.8	8:05.068									
		4	1	2:40.396	44.564	1:14.197	41.635	157.2	10:45.464									
		5	1	2:40.892	44.302	1:14.797	41.793	156.7	13:26.356									
		6	1	2:42.965	44.313	1:17.118	41.534	154.7	16:09.321									
		7	1	2:41.137	44.315	1:15.413	41.409	156.5	18:50.458									
		8	1	2:44.350	45.179			153.4	21:34.808									
		9	1	2:42.793	44.788	1:16.174	41.831	154.9	24:17.601									
11	1.Michael DECKER	MERCEDES 190 E 2.5-16 EVO I						Class 2										
		1	1	3:10.940	57.567	1:24.213	49.160	129.8	3:10.940									
		2	1	3:05.250	52.631	1:25.170	47.449	136.1	6:16.190									
		3	1	2:59.227	53.208	1:21.086	44.933	140.7	9:15.417									
		4	1	2:55.164	51.152	1:19.320	44.692	143.9	12:10.581									
		5	1	2:56.089	51.305	1:18.911	45.873	143.2	15:06.670									
		6	1	2:53.403	50.292	1:18.566	44.545	145.4	18:00.073									
		7	1	2:52.807	49.873	1:18.034	44.900	145.9	20:52.880									
		8	1	2:54.113	49.725	1:19.472	44.916	144.8	23:46.993									
		9	1	2:53.094	51.096	1:17.690	44.308	145.7	26:40.087									
		10	1	2:52.353	49.633	1:17.932	44.788	146.3	29:32.440									
11	1	2:51.940	49.861	1:17.747	44.332	146.6	32:24.380											
12	1.Gerbert LUTTIKHUIS	MERCEDES 190 E 2.5-16 EVO II						Class 2										
		1	1	3:02.193	54.787	1:22.705	44.701	136.0	3:02.193									
		2	1	2:51.550	49.260	1:18.340	43.950	147.0	5:53.743									
		3	1	2:48.847	48.244	1:17.444	43.159	149.3	8:42.590									
		4	1	2:48.198	47.704	1:16.973	43.521	149.9	11:30.788									
		5	1	2:50.199	50.411	1:16.710	43.078	148.1	14:20.987									
		6	1	2:48.232	48.770	1:16.314	43.148	149.9	17:09.219									
		7	1	2:47.616	48.035	1:16.009	43.572	150.4	19:56.835									
		8	1	2:48.159	48.463	1:16.299	43.397	149.9	22:44.994									
		9	1	2:49.943	48.924	1:17.845	43.174	148.4	25:34.937									
		10	1	2:47.801	47.823	1:16.580	43.398	150.3	28:22.738									
		11	1	2:46.469	47.892	1:15.541	43.036	151.5	31:09.207									
12	1	2:48.528	47.879	1:15.816	44.833	149.6	33:57.735											
7	1.Hans Jürgen ERDBRÜGGI	BMW M1 Procar						Class 4										
		1	1	3:10.082	54.363	1:26.234	49.485	130.3	3:10.082									
		2	1	3:06.034	52.563	1:25.741	47.730	135.5	6:16.116									
		3	1	3:05.205	52.033	1:25.742	47.430	136.1	9:21.321									
		4	1	3:05.479	52.101	1:25.007	48.371	135.9	12:26.800									
		5	1	3:04.916	52.313	1:24.133	48.470	136.4	15:31.716									
		6	1	3:04.823	52.375	1:24.970	47.478	136.4	18:36.539									
		7	1	3:03.721	51.897	1:24.584	47.240	137.2	21:40.260									
		20	1.Marc HESSEL 2.Eric VAN DE POELE	BMW 320is E30						Class 2								
				1	1	2:48.057	50.051	1:15.388	42.618	147.4	2:48.057							



TOURENWAGEN LEGENDEN

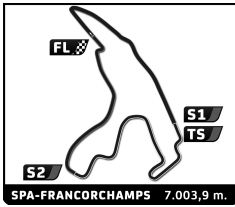
Spa Summer Classic

Race 3

Sector Analysis

— Invalidated Lap ■ Personal Best ■ Session Best B Crossing the pit lane

Lap	D	Time	Sector 1	Sector 2	Sector 3	Kph	Elapsed	Lap	D	Time	Sector 1	Sector 2	Sector 3	Kph	Elapsed
BMW E30 M3 Class 3															
		<div style="border: 1px solid black; padding: 5px; display: inline-block;"> 48 </div> 1.Bas JANSEN 2.Kevin ABBRING													
2	1	2:43.697	46.994	1:14.795	41.908	154.0	5:31.754	1	1	2:49.264	51.910	1:14.996	42.358	146.4	2:49.264
3	1	2:43.439	46.990	1:14.582	41.867	154.3	8:15.193	2	1	2:46.693	47.536	1:16.775	42.382	151.3	5:35.957
4	1	2:42.602	46.854	1:13.843	41.905	155.1	10:57.795	3	1	2:42.408	46.865	1:13.711	41.832	155.3	8:18.365
5	1	2:41.457	46.654	1:13.334	41.469	156.2	13:39.252	4	1	2:42.299	46.665	1:13.628	42.006	155.4	11:00.664
6	1	2:42.720	46.917	1:13.901	41.902	155.0	16:21.972	5	1	2:42.757	47.116	1:13.625	42.016	154.9	13:43.421
7	1	2:44.667	46.962	1:15.182	42.523	153.1	19:06.639	6	1	2:41.905	46.766	1:13.162	41.977	155.7	16:25.326
8	1	2:44.358	47.182	1:15.300	41.876	153.4	21:50.997	7	1	2:43.685	47.360	1:14.381	41.944	154.0	19:09.011
9	1	2:44.705	46.393	1:16.028	42.284	153.1	24:35.702	8	1	2:42.508	46.817	1:13.889	41.802	155.2	21:51.519
10	1	2:42.660	46.628	1:14.230	41.802	155.0	27:18.362	9	1	2:45.126	46.288	1:16.826	42.012	152.7	24:36.645
11	1	2:45.223	47.108	1:15.155	42.960	152.6	30:03.585	10	1	2:42.914	46.627	1:14.224	42.063	154.8	27:19.559
12	1	2:47.602	48.136	1:16.021	43.445	150.4	32:51.187	11	1	2:44.197	46.247	1:15.051	42.899	153.6	30:03.756
BMW E30 M3 Class 2															
		<div style="border: 1px solid black; padding: 5px; display: inline-block;"> 34 </div> 1.Henry WALKENHORST													
1	1	3:06.936	55.146	1:25.766	46.024	132.5	3:06.936	12	1	2:46.423	47.548	1:15.250	43.625	151.5	32:50.179
2	1	2:53.594	49.535	1:19.290	44.769	145.2	6:00.530								
3	1	2:50.785	49.201	1:17.313	44.271	147.6	8:51.315								
4	1	2:49.567	48.501	1:16.890	44.176	148.7	11:40.882								
5	1	2:48.237	48.542	1:16.469	43.226	149.9	14:29.119								
6	1	2:47.586	48.245	1:16.080	43.261	150.5	17:16.705								
7	1	2:47.368	47.993	1:15.824	43.551	150.7	20:04.073								
8	1	2:48.797	48.305	1:16.771	43.721	149.4	22:52.870								
9	1	3:05.971	48.599	1:19.266	58.106	135.6	25:58.841								
10	1	2:48.248	48.440	1:16.306	43.502	149.9	28:47.089								
11	1	2:49.883	48.612	1:17.466	43.805	148.4	31:36.972								
BMW M3 Class 2															
		<div style="border: 1px solid black; padding: 5px; display: inline-block;"> 54 </div> 1.Leonard BATENBURG													
1	1	2:48.983	51.019	1:15.134	42.830	146.6	2:48.983	1	1	2:48.983	51.019	1:15.134	42.830	146.6	2:48.983
2	1	2:45.349	47.720	1:16.033	41.596	152.5	5:34.332	2	1	2:45.349	47.720	1:16.033	41.596	152.5	5:34.332
3	1	2:41.932	47.201	1:13.043	41.688	155.7	8:16.264	3	1	2:41.932	47.201	1:13.043	41.688	155.7	8:16.264
4	1	2:42.068	47.151	1:13.118	41.799	155.6	10:58.332	4	1	2:42.068	47.151	1:13.118	41.799	155.6	10:58.332
5	1	2:41.841	47.221	1:13.122	41.498	155.8	13:40.173	5	1	2:41.841	47.221	1:13.122	41.498	155.8	13:40.173
6	1	2:42.608	47.315	1:13.406	41.887	155.1	16:22.781	6	1	2:42.608	47.315	1:13.406	41.887	155.1	16:22.781
7	1	2:44.023	47.168	1:14.383	42.472	153.7	19:06.804	7	1	2:44.023	47.168	1:14.383	42.472	153.7	19:06.804
8	1	2:43.681	47.221	1:14.238	42.222	154.0	21:50.485	8	1	2:43.681	47.221	1:14.238	42.222	154.0	21:50.485
9	1	2:45.672	47.019	1:16.715	41.938	152.2	24:36.157	9	1	2:45.672	47.019	1:16.715	41.938	152.2	24:36.157
10	1	2:42.879	47.101	1:13.766	42.012	154.8	27:19.036	10	1	2:42.879	47.101	1:13.766	42.012	154.8	27:19.036
11	1	2:44.553	46.866	1:15.266	42.421	153.2	30:03.589	11	1	2:44.553	46.866	1:15.266	42.421	153.2	30:03.589
12	1	2:46.705	48.069	1:15.384	43.252	151.3	32:50.294	12	1	2:46.705	48.069	1:15.384	43.252	151.3	32:50.294
BMW M3B E36 Class 2															
		<div style="border: 1px solid black; padding: 5px; display: inline-block;"> 56 </div> 1.Ralph LAUXMANN													
1	1	3:08.549	57.179	1:24.098	47.272	131.4	3:08.549	1	1	3:08.549	57.179	1:24.098	47.272	131.4	3:08.549
2	1	2:55.701	50.184	1:19.751	45.766	143.5	6:04.250	2	1	2:55.701	50.184	1:19.751	45.766	143.5	6:04.250
3	1	2:56.017	50.891	1:19.856	45.270	143.2	9:00.267	3	1	2:56.017	50.891	1:19.856	45.270	143.2	9:00.267
4	1	2:54.852	50.604	1:18.743	45.505	144.2	11:55.119	4	1	2:54.852	50.604	1:18.743	45.505	144.2	11:55.119
5	1	2:54.101	50.113	1:19.123	44.865	144.8	14:49.220	5	1	2:54.101	50.113	1:19.123	44.865	144.8	14:49.220
6	1	2:54.855	50.506	1:19.109	45.240	144.2	17:44.075	6	1	2:54.855	50.506	1:19.109	45.240	144.2	17:44.075
7	1	2:52.811	49.789	1:18.148	44.874	145.9	20:36.886	7	1	2:52.811	49.789	1:18.148	44.874	145.9	20:36.886
8	1	2:53.861	50.562	1:18.555	44.744	145.0	23:30.747	8	1	2:53.861	50.562	1:18.555	44.744	145.0	23:30.747
9	1	2:53.359	49.870	1:18.492	44.997	145.4	26:24.106	9	1	2:53.359	49.870	1:18.492	44.997	145.4	26:24.106
10	1	2:54.911	50.282	1:19.386	45.243	144.2	29:19.017	10	1	2:54.911	50.282	1:19.386	45.243	144.2	29:19.017
11	1	2:54.054	49.928	1:18.866	45.260	144.9	32:13.071	11	1	2:54.054	49.928	1:18.866	45.260	144.9	32:13.071
MERCEDES 190 E 2.5-16 EVO I Class 2															
		<div style="border: 1px solid black; padding: 5px; display: inline-block;"> 59 </div> 1.Marvin SCHAID													
1	1	3:16.844	1:01.484	1:27.171	48.189	125.9	3:16.844	1	1	3:16.844	1:01.484	1:27.171	48.189	125.9	3:16.844
2	1	3:07.524	53.901	1:25.140	48.483	134.5	6:24.368	2	1	3:07.524	53.901	1:25.140	48.483	134.5	6:24.368
3	1	3:04.636	52.627	1:24.753	47.256	136.6	9:29.004	3	1	3:04.636	52.627	1:24.753	47.256	136.6	9:29.004
4	1	3:03.291	52.378	1:23.929	46.984	137.6	12:32.295	4	1	3:03.291	52.378	1:23.929	46.984	137.6	12:32.295
5	1	3:04.446	53.523	1:23.439	47.484	136.7	15:36.741	5	1	3:04.446	53.523	1:23.439	47.484	136.7	15:36.741



TOURENWAGEN LEGENDEN

Spa Summer Classic

Race 3

Sector Analysis

— Invalidated Lap ■ Personal Best ■ Session Best ■ Crossing the pit lane

Lap	D	Time	Sector 1	Sector 2	Sector 3	Kph	Elapsed	Lap	D	Time	Sector 1	Sector 2	Sector 3	Kph	Elapsed
6	1	3:02.062	52.284	1:23.532	46.246	138.5	18:38.803	11	1	3:02.887	53.724	1:21.146	48.017	137.9	33:57.276
7	1	3:03.937	53.067	1:23.587	47.283	137.1	21:42.740								
8	1	3:05.477	53.639	1:25.299	46.539	135.9	24:48.217								
9	1	3:03.106	53.161	1:21.825	48.120	137.7	27:51.323								
10	1	3:03.740	52.399	1:22.305	49.036	137.2	30:55.063								
11	1	3:03.912	53.589	1:22.645	47.678	137.1	33:58.975								

76

1.Thorsten STADLER
2.Christian DANNER

AMG MERCEDES C-Klasse ITC
Class 1

1	1	3:10.273	1:02.499	1:21.368	46.406	130.2	3:10.273
2	1	2:41.955	45.217	1:15.465	41.273	155.7	5:52.228
3	1	2:42.485	45.469	1:15.004	42.012	155.2	8:34.713
4	1	2:40.976	44.359	1:14.148	42.469	156.6	11:15.689
5	1	2:43.153	47.908	1:14.172	41.073	154.5	13:58.842
6	1	2:40.858	45.135	1:14.024	41.699	156.7	16:39.700
7	1	2:40.850	44.703	1:14.267	41.880	156.8	19:20.550

80

1.Jürgen FREIBURG
2.Frank HAACK

AUDI 80 Competition
Class 2

1	1	3:21.546	1:03.232	1:28.215	50.099	122.9	3:21.546
2	1	3:13.482	54.228	1:28.041	51.213	130.3	6:35.028
3	1	3:12.601	55.307	1:27.558	49.736	130.9	9:47.629
4	1	3:12.531	55.196	1:27.336	49.999	131.0	13:00.160
5	1	3:12.123	55.329	1:26.606	50.188	131.2	16:12.283
6	1	3:13.999	54.524	1:29.394	50.081	130.0	19:26.282
7	1	3:09.240	54.545	1:25.543	49.152	133.2	22:35.522
8	1	3:11.382	54.934	1:26.533	49.915	131.7	25:46.904
9	1	3:10.220	54.486	1:25.203	50.531	132.6	28:57.124
10	1	3:07.856	54.462	1:25.102	48.292	134.2	32:04.980

95

1.Kristian POULSEN

BMW E30
Class 2

1	1	2:48.367	50.989	1:14.611	42.767	147.1	2:48.367
2	1	2:48.780	47.166	1:18.663	42.951	149.4	5:37.147
3	1	2:44.705	47.195	1:15.200	42.310	153.1	8:21.852
4	1	2:44.136	46.627	1:14.649	42.860	153.6	11:05.988
5	1	2:56.041	59.740	1:13.972	42.329	143.2	14:02.029
6	1	2:45.350	47.357	1:14.371	43.622	152.5	16:47.379
7	1	3:17.731	B 50.134	1:25.199	1:02.398	127.5	20:05.110

96

1.Carsten WELSCHAR

OPEL Kadett E GSI
Class 3

1	1	3:15.927	1:00.357	1:25.579	49.991	126.4	3:15.927
2	1	3:04.503	54.089	1:22.345	48.069	136.7	6:20.430
3	1	3:03.233	53.735	1:21.430	48.068	137.6	9:23.663
4	1	3:04.452	53.739	1:21.627	49.086	136.7	12:28.115
5	1	3:04.836	53.987	1:21.760	49.089	136.4	15:32.951
6	1	3:04.406	53.465	1:22.475	48.466	136.7	18:37.357
7	1	3:04.220	53.798	1:22.303	48.119	136.9	21:41.577
8	1	3:05.263	53.812	1:23.015	48.436	136.1	24:46.840
9	1	3:03.497	53.881	1:21.416	48.200	137.4	27:50.337
10	1	3:04.052	53.733	1:21.991	48.328	137.0	30:54.389

97

1.Vasco BARROS

PORSCHE 997 GT3 cup
Class 4

1	1	2:39.688	44.905	1:13.843	40.940	155.1	2:39.688
2	1	2:36.618	43.387	1:13.120	40.111	161.0	5:16.306
3	1	2:35.704	43.544	1:12.351	39.809	161.9	7:52.010
4	1	2:35.860	43.463	1:12.274	40.123	161.8	10:27.870
5	1	2:35.864	43.222	1:12.430	40.212	161.8	13:03.734
6	1	2:36.750	43.684	1:12.813	40.253	160.9	15:40.484
7	1	2:40.101	45.972	1:14.001	40.128	157.5	18:20.585
8	1	2:37.071	43.408	1:13.156	40.507	160.5	20:57.656
9	1	2:38.283	43.922	1:13.193	41.168	159.3	23:35.939
10	1	2:37.255	43.584	1:13.324	40.347	160.3	26:13.194
11	1	2:41.090	44.563	1:13.780	42.747	156.5	28:54.284
12	1	2:38.108	43.761	1:13.916	40.431	159.5	31:32.392

100

1.Jean-Michel MARTIN
2.Harald GROHS

BMW M3 E30
Class 2

1	1	3:05.372	55.661	1:24.756	44.955	133.6	3:05.372
2	1	2:54.838	50.254	1:19.413	45.171	144.2	6:00.210
3	1	2:53.457	49.979	1:18.533	44.945	145.4	8:53.667
4	1	2:52.617	49.916	1:17.718	44.983	146.1	11:46.284
5	1	2:51.709	49.593	1:17.861	44.255	146.8	14:37.993
6	1	2:50.709	49.534	1:16.967	44.208	147.7	17:28.702
7	1	2:50.618	49.282	1:17.015	44.321	147.8	20:19.320
8	1	2:49.943	49.251	1:16.724	43.968	148.4	23:09.263
9	1	2:52.575	50.565	1:17.325	44.685	146.1	26:01.838
10	1	2:52.673	49.485	1:17.782	45.406	146.0	28:54.511
11	1	2:50.953	49.632	1:17.102	44.219	147.5	31:45.464

123

1.Sebastian HAAS

BMW M3 E30
Class 3

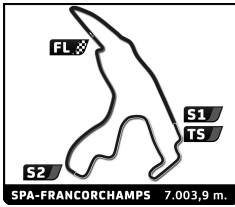
1	1	3:12.532	59.104	1:25.589	47.839	128.7	3:12.532
2	1	3:04.935	53.344	1:23.686	47.905	136.3	6:17.467
3	1	3:04.780	53.498	1:23.436	47.846	136.5	9:22.247
4	1	3:05.276	54.104	1:22.388	48.784	136.1	12:27.523
5	1	3:02.714	52.477	1:23.229	47.008	138.0	15:30.237
6	1	3:00.816	52.308	1:21.643	46.865	139.4	18:31.053
7	1	3:01.469	52.842	1:21.853	46.774	138.9	21:32.522
8	1	3:03.448	52.730	1:22.248	48.470	137.4	24:35.970
9	1	3:02.489	53.422	1:22.221	46.846	138.2	27:38.459
10	1	3:04.182	52.302	1:21.543	50.337	136.9	30:42.641
11	1	3:02.300	53.376	1:21.902	47.022	138.3	33:44.941

234

1.Heinz-F. POTT

BMW M3 E30
Class 3

1	1	3:15.423	59.480	1:26.425	49.518	126.8	3:15.423
2	1	3:05.852	53.536	1:24.231	48.085	135.7	6:21.275
3	1	3:04.220	53.475	1:23.646	47.099	136.9	9:25.495
4	1	3:03.186	53.041	1:23.249	46.896	137.6	12:28.681
5	1	3:04.413	54.115	1:22.158	48.140	136.7	15:33.094



TOURENWAGEN LEGENDEN

Spa Summer Classic

Race 3

Sector Analysis

— Invalidated Lap
 ■ Personal Best
 ■ Session Best
 ■ Crossing the pit lane

Lap	D	Time	Sector 1	Sector 2	Sector 3	Kph	Elapsed	Lap	D	Time	Sector 1	Sector 2	Sector 3	Kph	Elapsed
6	1	3:04.788	53.835	1:23.432	47.521	136.4	18:37.882	4	1	2:54.262	48.336	1:21.062	44.864	144.7	12:00.016
7	1	3:03.238	52.532	1:23.916	46.790	137.6	21:41.120	5	1	2:55.532	48.494	1:20.847	46.191	143.6	14:55.548
8	1	3:06.398	53.255	1:26.095	47.048	135.3	24:47.518	6	1	2:53.945	48.293	1:20.436	45.216	145.0	17:49.493
9	1	3:04.323	54.434	1:22.892	46.997	136.8	27:51.841	7	1	2:54.685	48.713	1:20.428	45.544	144.3	20:44.178
10	1	3:03.788	52.715	1:22.346	48.727	137.2	30:55.629	8	1	2:57.993	48.582	1:21.137	48.274	141.7	23:42.171
11	1	3:02.044	52.872	1:21.771	47.401	138.5	33:57.673	9	1	2:56.134	49.126	1:21.356	45.652	143.2	26:38.305

282

1.Steffen SCHWAN

MINI Cooper S
Class 4

1	1	3:55.108	1:14.442	1:41.405	59.261	105.4	3:55.108
2	1	3:44.192	1:04.628	1:40.283	59.281	112.5	7:39.300
3	1	3:42.964	1:04.281	1:39.284	59.399	113.1	11:22.264
4	1	3:46.991	1:06.772	1:39.558	1:00.661	111.1	15:09.255
5	1	3:42.017	1:03.120	1:41.749	57.148	113.6	18:51.272
6	1	3:37.215	1:03.298	1:37.087	56.830	116.1	22:28.487
7	1	3:37.499	1:04.693	1:35.955	56.851	115.9	26:05.986
8	1	3:37.791	1:03.935	1:35.876	57.980	115.8	29:43.777
9	1	3:41.542	1:04.429	1:41.567	55.546	113.8	33:25.319

599

1.Alexander VREHE

MERCEDES 190 E 2.5-16 EVO 1
Class 2

1	1	3:27.468	1:05.826	1:30.066	51.576	119.4	3:27.468
2	1	3:17.334	55.926	1:29.894	51.514	127.8	6:44.802
3	1	3:14.897	56.120	1:28.758	50.019	129.4	9:59.699
4	1	3:12.782	55.101	1:27.426	50.255	130.8	13:12.481
5	1	3:12.563	54.566	1:27.517	50.480	130.9	16:25.044
6	1	3:11.662	55.427	1:26.734	49.501	131.6	19:36.706
7	1	3:10.416	53.978	1:26.778	49.660	132.4	22:47.122
8	1	3:10.200	53.958	1:27.014	49.228	132.6	25:57.322
9	1	3:08.954	54.492	1:25.518	48.944	133.4	29:06.276
10	1	3:09.107	54.166	1:26.377	48.564	133.3	32:15.383

911

1.Michael BARBACH

PORSCHE 996 GT3 Cup
Class 4

1	1	2:51.517	51.816	1:17.426	42.275	144.4	2:51.517
2	1	2:46.178	46.280	1:16.968	42.930	151.7	5:37.695
3	1	2:44.074	46.555	1:15.169	42.350	153.7	8:21.769
4	1	2:43.579	45.900	1:15.241	42.438	154.1	11:05.348
5	1	2:42.188	45.944	1:13.903	42.341	155.5	13:47.536
6	1	2:41.443	46.268	1:13.336	41.839	156.2	16:28.979
7	1	2:43.159	47.283	1:13.864	42.012	154.5	19:12.138
8	1	2:43.478	45.882	1:15.546	42.050	154.2	21:55.616
9	1	2:43.248	45.705	1:15.691	41.852	154.5	24:38.864
10	1	2:42.010	45.631	1:14.263	42.116	155.6	27:20.874
11	1	2:43.906	45.454	1:15.658	42.794	153.8	30:04.780
12	1	2:46.222	46.785	1:16.136	43.301	151.7	32:51.002

997

1.Thomas STELBERG

PORSCHE 997 GT 3 Cup
Class 4

1	1	3:14.067	1:01.274	1:25.898	46.895	127.7	3:14.067
2	1	2:56.530	49.188	1:21.539	45.803	142.8	6:10.597
3	1	2:55.157	48.868	1:20.476	45.813	144.0	9:05.754