

COLMORE YTCC

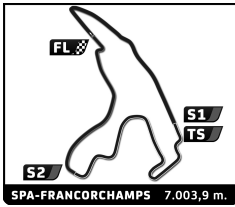
Spa Summer Classic

Qualifying

Sector Analysis

— Invalidated Lap ■ Personal Best ■ Session Best B Crossing the pit lane

Lap	D	Time	Sector 1	Sector 2	Sector 3	Kph	Elapsed	Lap	D	Time	Sector 1	Sector 2	Sector 3	Kph	Elapsed
2								TRABANT 601 RS 60A							
1. Bart LEMAIRE								PONTIAC Trans AM SOCA 70B							
1	1	13:53.127	2:14.520	2:08.372	9:30.235	29.7	13:53.127	1	1	9:50.351 B	3:11.172	1:54.547	4:44.632	42.0	9:50.351
2	1	4:12.088	1:14.166	1:50.555	1:07.367	100.0	18:05.215	2	1						
3	1	4:13.155	1:14.854	1:51.667	1:06.634	99.6	22:18.370	3	1						
4	1	4:52.465 B	1:25.310	1:54.922	1:32.233	86.2	27:10.835	4	1						
3								LOTUS Sunbeam 70A							
1. Anita RENES								BMW E30 M3 80B							
1	1	9:10.219 B	2:20.783	2:06.714	4:42.722	45.0	9:10.219	1	1	11:14.085	1:07.013	1:40.788	8:26.284	36.8	11:14.085
2	1	4:02.644 B	1:16.208	1:33.971	1:12.465	103.9	13:12.863	2	1	3:01.290	51.447	1:23.470	46.373	139.1	14:15.375
3	1	8:44.219 B	5:48.211	1:40.417	1:15.591	48.1	21:57.082	3	1	2:55.475	49.582	1:20.685	45.208	143.7	17:10.850
								4	1	2:58.291	51.068	1:21.386	45.837	141.4	20:09.141
								5	1	3:00.781	52.083	1:22.329	46.369	139.5	23:09.922
4								BMW M3 E30 80B							
1. James EVERARD								DATSUN 240Z 70B							
1	1	8:53.746 B	2:01.466	2:08.566	4:43.714	46.4	8:53.746	1	1	5:52.976 B	1:50.104	2:04.461	1:58.411	70.2	5:52.976
2	1	3:35.541	1:16.377	1:32.794	46.370	117.0	12:29.287	2	1	6:30.385	4:07.000	1:29.863	53.522	64.6	12:23.361
3	1	2:58.306	49.719	1:21.987	46.600	141.4	15:27.593	3	1	3:08.410	53.190	1:26.977	48.243	133.8	15:31.771
4	1	2:51.448	48.741	1:18.426	44.281	147.1	18:19.041	4	1	3:04.850	51.670	1:25.447	47.733	136.4	18:36.621
5	1	2:53.300	51.767	1:18.156	43.377	145.5	21:12.341	5	1	3:01.888	50.866	1:23.919	47.103	138.6	21:38.509
6	1	2:50.314	47.966	1:17.541	44.807	148.0	24:02.655	6	1	3:00.150	50.737	1:23.424	45.989	140.0	24:38.659
7	1	3:58.549 B	48.062	1:26.140	1:44.347	105.7	28:01.204	7	1	3:50.341 B	50.624	1:37.214	1:22.503	109.5	28:29.000
5								MERCEDES 190 80B							
1. Vienne RENES								OLDSMOBILE 80B							
1	1	6:18.773 B	1:55.894	2:08.105	2:14.774	65.4	6:18.773	1	1	4:27.547 B	1:18.961	1:43.187	1:25.399	92.6	4:27.547
2	1	6:13.923	3:49.989	1:33.560	50.374	67.4	12:32.696	2	1	6:44.199	4:37.407	1:22.900	43.892	62.4	11:11.746
3	1	3:14.074	53.246	1:32.062	48.766	129.9	15:46.770	3	1	2:42.476	45.435	1:15.184	41.857	155.2	13:54.222
4	1	3:10.700	53.143	1:27.929	49.628	132.2	18:57.470	4	1	2:46.317	45.604	1:17.864	42.849	151.6	16:40.539
5	1	3:08.069	52.502	1:25.805	49.762	134.1	22:05.539	5	1	2:44.736	44.793	1:17.169	42.774	153.1	19:25.275
6	1	3:11.921	53.293	1:28.089	50.539	131.4	25:17.460	6	1	4:08.070	2:09.487	1:16.445	42.138	101.6	23:33.345
7	1	4:15.939 B	1:03.274	1:40.976	1:31.689	98.5	29:33.399	7	1	3:27.465 B	44.352	1:14.484	1:28.629	121.5	27:00.810
6								BMW M1 Procar 70B							
1. Hans-Jürgen ERDBRÜGGI								BMW E30 325i Compressor							
2. Edgar ALTHOFF								Proto							
1	1	19:55.398	8:31.995	...	1:02.321	20.7	19:55.398	1	1	8:47.769 B	1:57.534	2:07.723	4:42.512	46.9	8:47.769
2	1	3:02.397	54.554	1:22.274	45.569	138.2	22:57.795	2	1	3:25.580	1:18.484	1:19.815	47.281	122.6	12:13.349
								3	1	2:47.496	46.323	1:17.527	43.646	150.5	15:00.845
								4	1	2:47.334	46.619	1:18.783	41.932	150.7	17:48.179
								5	1	2:40.093	45.475	1:13.632	40.986	157.5	20:28.272
								6	1	2:58.168 B	49.519	1:19.168	49.481	141.5	23:26.440
7								CORVETTE C6 Inv							
1. Hans HAUSER								BMW E30 M3 80B							
1	1	9:38.745 B	2:54.488	2:00.651	4:43.606	42.8	9:38.745	1	1	10:54.996	8:46.017	1:23.366	45.613	37.8	10:54.996
2	1	3:45.317	1:26.975	1:33.630	44.712	111.9	13:24.062	2	1	2:54.175	49.139	1:18.737	46.299	144.8	13:49.171
3	1	2:52.491	46.279	1:22.558	43.654	146.2	16:16.553	3	1	2:58.073	49.345	1:21.595	47.133	141.6	16:47.244
4	1	2:51.613	48.216	1:19.297	44.100	146.9	19:08.166	4	1	2:58.816	51.294	1:22.590	44.932	141.0	19:46.060
5	1	2:48.375	45.391	1:19.676	43.308	149.7	21:56.541	5	1	2:55.032	50.843	1:19.817	44.372	144.1	22:41.092
6	1	2:44.411	45.268	1:17.203	41.940	153.4	24:40.952								
7	1	3:31.091 B	44.371	1:26.769	1:19.951	119.4	28:12.043								
8								BMW E30 M3 80B							
1. Roger BOLLIGER								1. Paulo LIMA							
								2. Jose PARADELA							
1	1	9:50.351 B	3:11.172	1:54.547	4:44.632	42.0	9:50.351	1	1	10:54.996	8:46.017	1:23.366	45.613	37.8	10:54.996
								2	1	2:54.175	49.139	1:18.737	46.299	144.8	13:49.171
								3	1	2:58.073	49.345	1:21.595	47.133	141.6	16:47.244
								4	1	2:58.816	51.294	1:22.590	44.932	141.0	19:46.060
								5	1	2:55.032	50.843	1:19.817	44.372	144.1	22:41.092



COLMORE YTCC

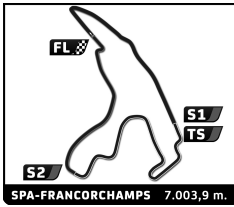
Spa Summer Classic

Qualifying

Sector Analysis

— Invalidated Lap ■ Personal Best ■ Session Best B Crossing the pit lane

Lap	D	Time	Sector 1	Sector 2	Sector 3	Kph	Elapsed	Lap	D	Time	Sector 1	Sector 2	Sector 3	Kph	Elapsed
20 1.Harrie WILLEMS PORSCHE 944 80B															
6	1	2:48.228	47.963	1:17.335	42.930	149.9	25:29.320	1	1	4:30.324 B	1:20.680	1:44.329	1:25.315	91.6	4:30.324
7	1	4:26.384 B	1:02.459	1:45.488	1:38.437	94.7	29:55.704	2	1	7:01.917	4:37.082	1:33.735	51.100	59.8	11:32.241
								3	1	3:13.504	54.558	1:28.608	50.338	130.3	14:45.745
								4	1	3:09.829	53.395	1:27.890	48.544	132.8	17:55.574
22 1.Julian SIEMERINK MAZDA MX5 80A															
1	1	12:26.654				33.2	12:26.654	1	1	13:11.115	2:33.221	2:06.464	8:31.430	31.3	13:11.115
2	1	7:40.997				54.7	20:07.651	2	1	3:18.858	52.374	1:33.214	53.270	126.8	16:29.973
3	1	3:09.677				132.9	23:17.328	3	1	3:14.875	52.303	1:30.012	52.560	129.4	19:44.848
1	1	9:08.769 B	2:19.458	2:06.769	4:42.542	45.1	9:08.769	4	1	3:09.647	50.343	1:29.492	49.812	133.0	22:54.495
2	1	3:51.693	1:20.584	1:34.353	56.756	108.8	13:00.462	1	1	4:33.095 B	1:23.672	1:42.487	1:26.936	90.7	4:33.095
3	1	3:28.483	1:01.548	1:32.970	53.965	120.9	16:28.945	2	1	6:50.121	4:33.410	1:26.177	50.534	61.5	11:23.216
4	1	3:21.946	59.230	1:30.458	52.258	124.9	19:50.891	3	1	2:50.587	47.321	1:19.091	44.175	147.8	14:13.803
5	1	3:23.406	1:01.654	1:29.535	52.217	124.0	23:14.297	4	1	2:47.969	46.678	1:18.165	43.126	150.1	17:01.772
6	1	3:52.921 B	58.414	1:26.157	1:28.350	108.3	27:07.218	5	1	2:49.138	45.155	1:18.401	45.582	149.1	19:50.910
23 1.Jeroen VELDHUIS PORSCHE 911 3.0 70B															
1	1	5:30.925 B	1:42.683	2:03.695	1:44.547	74.9	5:30.925	6	1	2:49.685	47.586	1:17.723	44.376	148.6	22:40.595
2	1	6:31.014	4:05.805	1:34.965	50.244	64.5	12:01.939	7	1	2:44.149	45.924	1:15.582	42.643	153.6	25:24.744
3	1	3:15.533	56.841	1:28.896	49.796	129.0	15:17.472	8	1	4:11.159 B	1:01.795	1:40.900	1:28.464	100.4	29:35.903
4	1	3:06.642	52.770	1:26.464	47.408	135.1	18:24.114	1	1	11:22.507	8:59.250	1:32.987	50.270	36.3	11:22.507
5	1	3:02.304	51.602	1:23.599	47.103	138.3	21:26.418	1	1	9:21.098 B	2:27.407	2:04.595	4:49.096	44.2	9:21.098
6	1	2:59.298	51.492	1:21.743	46.063	140.6	24:25.716	2	1	3:20.401	1:08.027	1:28.292	44.082	125.8	12:41.499
7	1	3:52.409 B	53.413	1:39.411	1:19.585	108.5	28:18.125	3	1	2:54.451	46.762	1:23.033	44.656	144.5	15:35.950
26 1.Alan BRECK 2.Luke BENNETT FORD Capri 3500 70B															
1	1	4:40.051 B	1:24.853	1:47.799	1:27.399	88.5	4:40.051	4	1	2:49.893	46.558	1:20.415	42.920	148.4	18:25.843
2	1	6:59.685	4:36.251	1:31.913	51.521	60.1	11:39.736	5	1	2:47.618	46.291	1:18.636	42.691	150.4	21:13.461
3	1	3:40.148 B	53.460	1:32.124	1:14.564	114.5	15:19.884	6	1	2:46.791	46.256	1:17.494	43.041	151.2	24:00.252
4	1	5:06.227	2:48.407	1:27.097	50.723	82.3	20:26.111	7	1	3:42.521 B	46.447	1:27.459	1:28.615	113.3	27:42.773
5	1	3:06.310	51.962	1:26.139	48.209	135.3	23:32.421	1	1	9:12.902 B	2:21.827	2:07.518	4:43.557	44.8	9:12.902
6	1	3:45.898 B	50.925	1:24.181	1:30.792	111.6	27:18.319	2	1	3:42.217	1:22.225	1:29.199	50.793	113.5	12:55.119
31 1.Jan DE HEK 2.Frank DE HEK ALFA ROMEO Giulia GT 60A															
1	1	9:12.902 B	2:21.827	2:07.518	4:43.557	44.8	9:12.902	3	1	3:17.997	53.719	1:32.661	51.617	127.3	20:24.949
2	1	3:42.217	1:22.225	1:29.199	50.793	113.5	12:55.119	4	1	3:15.187	52.175	1:31.879	51.133	129.2	23:40.136
3	1	3:06.655	52.332	1:23.287	51.036	135.1	16:01.774	5	1	3:52.142 B	52.504	1:34.062	1:25.576	108.6	27:32.278
4	1	3:02.392	52.168	1:22.044	48.180	138.2	19:04.166	1	1	13:48.758	3:04.465	1:57.862	8:46.431	29.9	13:48.758
5	1	3:01.584	51.930	1:20.903	48.751	138.9	22:05.750	2	1	3:18.194	55.148	1:32.398	50.648	127.2	17:06.952
6	1	3:01.119	52.337	1:21.600	47.182	139.2	25:06.869	3	1	3:17.997	53.719	1:32.661	51.617	127.3	20:24.949
7	1	4:18.369 B	58.399	1:43.354	1:36.616	97.6	29:25.238	4	1	3:15.187	52.175	1:31.879	51.133	129.2	23:40.136
32 1.Eric IN DEN BOSCH PORSCHE 944 S2 80B															
1	1	9:44.731 B	3:01.384	1:57.316	4:46.031	42.4	9:44.731	5	1	3:52.142 B	52.504	1:34.062	1:25.576	108.6	27:32.278
2	1	3:51.664	1:24.230	1:36.054	51.380	108.8	13:36.395	1	1	9:44.731 B	3:01.384	1:57.316	4:46.031	42.4	9:44.731
								2	1	3:51.664	1:24.230	1:36.054	51.380	108.8	13:36.395
34 1.Gerd TEKAAT CHEVROLET Camaro 60B															
1	1	13:11.115	2:33.221	2:06.464	8:31.430	31.3	13:11.115	1	1	4:30.324 B	1:20.680	1:44.329	1:25.315	91.6	4:30.324
2	1	3:18.858	52.374	1:33.214	53.270	126.8	16:29.973	2	1	7:01.917	4:37.082	1:33.735	51.100	59.8	11:32.241
3	1	3:14.875	52.303	1:30.012	52.560	129.4	19:44.848	3	1	3:13.504	54.558	1:28.608	50.338	130.3	14:45.745
4	1	3:09.647	50.343	1:29.492	49.812	133.0	22:54.495	4	1	3:09.829	53.395	1:27.890	48.544	132.8	17:55.574
35 1.Mike MANNING FORD Sierra RS500 80B															
1	1	4:33.095 B	1:23.672	1:42.487	1:26.936	90.7	4:33.095	1	1	4:30.324 B	1:20.680	1:44.329	1:25.315	91.6	4:30.324
2	1	6:50.121	4:33.410	1:26.177	50.534	61.5	11:23.216	2	1	7:01.917	4:37.082	1:33.735	51.100	59.8	11:32.241
3	1	2:50.587	47.321	1:19.091	44.175	147.8	14:13.803	3	1	3:13.504	54.558	1:28.608	50.338	130.3	14:45.745
4	1	2:47.969	46.678	1:18.165	43.126	150.1	17:01.772	4	1	3:09.829	53.395	1:27.890	48.544	132.8	17:55.574
5	1	2:49.138	45.155	1:18.401	45.582	149.1	19:50.910	1	1	4:30.324 B	1:20.680	1:44.329	1:25.315	91.6	4:30.324
6	1	2:49.685	47.586	1:17.723	44.376	148.6	22:40.595	2	1	7:01.917	4:37.082	1:33.735	51.100	59.8	11:32.241
7	1	2:44.149	45.924	1:15.582	42.643	153.6	25:24.744	3	1	3:13.504	54.558	1:28.608	50.338	130.3	14:45.745
8	1	4:11.159 B	1:01.795	1:40.900	1:28.464	100.4	29:35.903	4	1	3:09.829	53.395	1:27.890	48.544	132.8	17:55.574
38 1.Bram VAN LIESHOUT BMW M3 E30 80B															
1	1	11:22.507	8:59.250	1:32.987	50.270	36.3	11:22.507	1	1	4:30.324 B	1:20.680	1:44.329	1:25.315	91.6	4:30.324
42 1.Christian MARX TRIUMPH TR8 IMSA 70B															
1	1	9:21.098 B	2:27.407	2:04.595	4:49.096	44.2	9:21.098	2	1	3:18.194	55.148	1:32.398	50.648	127.2	17:06.952
2	1	3:20.401	1:08.027	1:28.292	44.082	125.8	12:41.499	3	1	3:17.997	53.719	1:32.661	51.617	127.3	20:24.949
3	1	2:54.451	46.762	1:23.033	44.656	144.5	15:35.950	4	1	3:15.187	52.175	1:31.879	51.133	129.2	23:40.136
4	1	2:49.893	46.558	1:20.415	42.920	148.4	18:25.843	5	1	3:52.142 B	52.504	1:34.062	1:25.576	108.6	27:32.278
5	1	2:47.618	46.291	1:18.636	42.691	150.4	21:13.461	1	1	13:48.758	3:04.465	1:57.862	8:46.431	29.9	13:48.758
6	1	2:46.791	46.256	1:17.494	43.041	151.2	24:00.252	2	1	3:18.194	55.148	1:32.398	50.648	127.2	17:06.952
7	1	3:42.521 B	46.447	1:27.459	1:28.615	113.3	27:42.773	3	1	3:17.997	53.719	1:32.661	51.617	127.3	20:24.949
45 1.Bruno KNÜSLI SUNBEAM Tiger 60B															
1	1	13:48.758	3:04.465	1:57.862	8:46.431	29.9	13:48.758	4	1	3:15.187	52.175	1:31.879	51.133	129.2	23:40.136
2	1	3:18.194	55.148	1:32.398	50.648	127.2	17:06.952	5	1	3:52.142 B	52.504	1:34.062	1:25.576	108.6	27:32.278
3	1	3:17.997	53.719	1:32.661	51.617	127.3	20:24.949	1	1	9:44.731 B	3:01.384	1:57.316	4:46.031	42.4	9:44.731
4	1	3:15.187	52.175	1:31.879	51.133	129.2	23:40.136	2	1	3:51.664	1:24.230	1:36.054	51.380	108.8	13:36.395
5	1	3:52.142 B	52.504	1:34.062	1:25.576	108.6	27:32.278	3	1	3:17.997	53.719	1:32.661	51.617	127.3	20:24.949
46 1.Robert DUBLER CHEVROLET Corvette 60B															
1	1	9:44.731 B	3:01.384	1:57.316	4:46.031	42.4	9:44.731	4	1	3:15.187	52.175	1:31.879	51.133	129.2	23:40.136
2	1	3:51.664	1:24.230	1:36.054	51.380	108.8	13:36.395	5	1	3:52.142 B	52.504	1:34.062	1:25.576	108.6	27:32.278



COLMORE YTCC Spa Summer Classic Qualifying

Sector Analysis

— Invalidated Lap ■ Personal Best ■ Session Best B Crossing the pit lane

Lap	D	Time	Sector 1	Sector 2	Sector 3	Kph	Elapsed	Lap	D	Time	Sector 1	Sector 2	Sector 3	Kph	Elapsed	
3	1	3:13.035	53.516	1:29.945	49.574	130.6	16:49.430	1	1	5:57.763	B	1:52.030	2:04.006	2:01.727	69.2	5:57.763
4	1	3:07.904	51.623	1:27.096	49.185	134.2	19:57.334	2	1	6:43.186	4:08.289	1:39.506	55.391	62.5	12:40.949	
5	1	3:09.400	54.160	1:26.657	48.583	133.1	23:06.734	3	1	3:30.657	1:00.800	1:32.769	57.088	119.7	16:11.606	
6	1	3:47.501	B	50.854	1:27.420	1:29.227	110.8	26:54.235	4	1	3:33.838	59.518	1:37.757	56.563	117.9	19:45.444
								5	1	3:34.074	1:03.469	1:36.485	54.120	117.8	23:19.518	

48	1.Amanda HENNESSY		CORVETTE Frankenstein		60B				
	1	1	9:33.392	B	2:52.690	2:01.485	4:39.217	43.2	9:33.392
	2	1	4:00.080	1:31.243	1:37.852	50.985	105.0	13:33.472	
	3	1	3:13.504	54.496	1:31.028	47.980	130.3	16:46.976	
	4	1	3:06.770	51.352	1:26.698	48.720	135.0	19:53.746	
	5	1	3:02.921	52.871	1:24.527	45.523	137.8	22:56.667	
	6	1	3:24.549	B	49.257	1:23.588	1:11.704	123.3	26:21.216

49	1.Thomas DÄTWYLER		OPEL Kadett C		70A			
	1	1	12:14.758	1:45.716	2:04.722	8:24.320	33.7	12:14.758
	2	1	7:41.297	54.515			54.7	19:56.055
	3	1	3:07.182	55.147	1:24.685	47.350	134.7	23:03.237

52	1.Sam ADRIAANS		BMW M3		80B				
	1	1	11:11.090	8:49.244	1:32.648	49.198	36.9	11:11.090	
	2	1	3:01.934	53.208	1:22.945	45.781	138.6	14:13.024	
	3	1	2:55.588	50.320	1:20.237	45.031	143.6	17:08.612	
	4	1	3:12.972	B	53.025	1:22.377	57.570	130.7	20:21.584
	5	1	4:21.747	2:13.551	1:20.575	47.621	96.3	24:43.331	
	6	1	3:51.857	B	50.522	1:35.744	1:25.591	108.7	28:35.188

54	1.Leonard BATENBURG		BMW M3 E30		80B			
	1	1	12:40.373				32.6	12:40.373
	2	1	10:23.286				40.5	23:03.659

55	1.Armand ADRIAANS		PORSCHE 964 RSR		80B			
	2.Erwin VAN LIESHOUT							
	1	1	11:21.069	8:53.392	1:38.140	49.537	36.4	11:21.069
	2	1	3:03.554	52.462	1:24.633	46.459	137.4	14:24.623
	3	1	2:57.240	49.800	1:22.067	45.373	142.3	17:21.863
	4	1	3:00.174	49.203	1:22.665	48.306	139.9	20:22.037
	5	1	3:18.279	B	51.224	1:24.613	1:02.442	127.2

59	1.Jack GADD		FORD Escort MK1 RSR		Proto				
	1	1	5:27.367	B	1:41.787	2:03.919	1:41.661	75.7	5:27.367

60	1.Ludo VAN DER BORGH		BMW E21 318i		70A
	2.Rolf JOOSTEN				

73	1.Kim CHRISTENSEN		JENSEN HEALEY		70A			
	1	1	16:04.144				25.7	16:04.144
	2	1	8:59.818				46.7	25:03.962

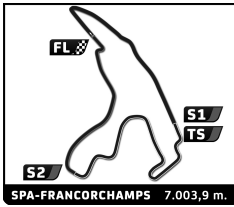
77	1.Walter HOFFMAN		MCLAREN MC1		Proto				
	1	1	4:08.417	B	1:01.754	1:44.068	1:22.595	99.7	4:08.417
	2	1	6:46.506	4:40.298	1:22.588	43.620	62.0	10:54.923	
	3	1	2:37.939	42.127	1:14.313	41.499	159.6	13:32.862	
	4	1	2:57.721	B	43.091	1:20.973	53.657	141.9	16:30.583
	5	1	5:01.465	3:01.235	1:17.115	43.115	83.6	21:32.048	
	6	1	2:36.476	43.005	1:12.804	40.667	161.1	24:08.524	
7	1	3:55.675	B	43.148	1:29.206	1:43.321	107.0	28:04.199	

88	1.Rene WAGNER		MGB V8 GT		70B				
	1	1	9:28.575	B	2:37.349	2:04.966	4:46.260	43.6	9:28.575
	2	1	3:47.093	1:16.709	1:33.272	57.112	111.0	13:15.668	
	3	1	3:07.699	48.966	1:28.300	50.433	134.3	16:23.367	
	4	1	3:15.151	50.744	1:35.144	49.263	129.2	19:38.518	
	5	1	3:03.809	48.250	1:27.311	48.248	137.2	22:42.327	
	6	1	4:06.080	B	50.283	1:45.620	1:30.177	102.5	26:48.407

91	1.Rikard HASSELBLAD		CHEVRON B8		Proto				
	1	1	4:04.331	B	58.995	1:45.255	1:20.081	101.4	4:04.331
	2	1	7:12.783	4:48.730	1:32.942	51.111	58.3	11:17.114	
	3	1	3:03.954	52.084	1:25.338	46.532	137.1	14:21.068	
	4	1	2:57.922	50.107	1:23.345	44.470	141.7	17:18.990	
	5	1	2:55.149	48.843	1:21.170	45.136	144.0	20:14.139	
	6	1	2:55.835	49.393	1:20.326	46.116	143.4	23:09.974	
7	1	3:24.589	B	48.349	1:20.801	1:15.439	123.2	26:34.563	

99	1.Roel SCHMITZ		PORSCHE 964 RS		80B			
	1	1	11:55.731	1:31.892	2:03.132	8:20.707	34.6	11:55.731
	2	1	3:09.380	51.761	1:28.632	48.987	133.1	15:05.111
	3	1	9:21.780	50.672	1:25.764	7:05.344	44.9	24:26.891
	4	1	3:56.767	B	52.839	1:44.940	1:18.988	106.5

100	1.Coen VINK		BMW V8 Star		Inv
------------	-------------	--	-------------	--	-----

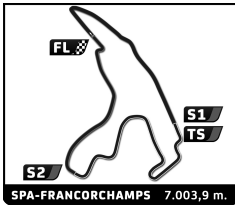


COLMORE YTCC Spa Summer Classic Qualifying

Sector Analysis

— Invalidated Lap ■ Personal Best ■ Session Best B Crossing the pit lane

Lap	D	Time	Sector 1	Sector 2	Sector 3	Kph	Elapsed	Lap	D	Time	Sector 1	Sector 2	Sector 3	Kph	Elapsed
101 1.Malcolm HARDING FORD Escort Zakspeed MK2 BDG 70B															
1	1	13:26.603				30.7	13:26.603								
1	1	5:11.273	B	1:37.201	1:58.702	1:35.370	79.6	5:11.273							
2	1	6:19.218		4:12.593	1:22.688	43.937	66.5	11:30.491							
3	1	2:48.011		46.516	1:18.092	43.403	150.1	14:18.502							
4	1	2:47.978		46.271	1:18.177	43.530	150.1	17:06.480							
5	1	2:47.479		46.471	1:15.707	45.301	150.6	19:53.959							
6	1	2:50.279		51.584	1:16.166	42.529	148.1	22:44.238							
7	1	2:43.712		45.647	1:15.274	42.791	154.0	25:27.950							
8	1	4:15.938	B	59.846	1:42.001	1:34.091	98.5	29:43.888							
103 1.Urs STEFFEN TRIUMPH Spitfire GT8 60B															
1	1	9:30.195	B	2:38.621	2:06.391	4:45.183	43.4	9:30.195							
2	1	3:53.085		1:23.910	1:37.088	52.087	108.2	13:23.280							
3	1	3:15.162		51.965	1:32.751	50.446	129.2	16:38.442							
4	1	3:06.914		50.536	1:28.649	47.729	134.9	19:45.356							
5	1	3:01.998		50.090	1:25.137	46.771	138.5	22:47.354							
6	1	3:14.202	B	47.960	1:24.607	1:01.635	129.8	26:01.556							
111 1.Tim JOOSEN TVR Tuscan Challenge 80B															
1	1	3:24.721	B	46.561	1:30.676	1:07.484	121.0	3:24.721							
2	1	7:46.725		5:27.721	1:28.090	50.914	54.0	11:11.446							
3	1	2:59.627		51.378	1:23.235	45.014	140.4	14:11.073							
4	1	2:56.408		48.900	1:22.643	44.865	142.9	17:07.481							
5	1	3:04.348		55.024	1:24.255	45.069	136.8	20:11.829							
6	1	3:00.004		52.564	1:21.576	45.864	140.1	23:11.833							
7	1	3:24.921	B	47.801	1:20.657	1:16.463	123.0	26:36.754							
114 1.Lando GRAF VON WEDEL BMW 325 i 80B															
1	1	10:45.423		8:35.157	1:23.443	46.823	38.4	10:45.423							
2	1	2:51.175		50.404	1:16.471	44.300	147.3	13:36.598							
3	1	2:58.977		50.342	1:22.248	46.387	140.9	16:35.575							
4	1	3:02.387	B	49.539	1:18.416	54.432	138.2	19:37.962							
5	1	5:45.869		3:42.703	1:15.933	47.233	72.9	25:23.831							
6	1	4:15.677	B	1:03.279	1:41.132	1:31.266	98.6	29:39.508							
115 1.Beat GUBLER DODGE Challenger 70B															
1	1	4:52.981	B	1:20.913	2:08.041	1:24.027	84.6	4:52.981							
2	1	7:24.146		4:31.853	1:52.022	1:00.271	56.8	12:17.127							
3	1	3:23.332		58.328	1:35.316	49.688	124.0	15:40.459							
4	1	2:48.659		48.515	1:16.251	43.893	149.5	18:29.118							
5	1	5:39.098	B	2:41.108	1:46.444	1:11.546	74.4	24:08.216							
118 1.Lars BOJVAD FORD Escort 1600 70A															
1	1	9:07.059	B	2:17.952	2:07.292	4:41.815	45.3	9:07.059							
2	1	3:37.362		1:17.836	1:27.313	52.213	116.0	12:44.421							
3	1	3:07.696		51.895	1:28.107	47.694	134.3	15:52.117							
4	1	3:04.405		50.183	1:26.800	47.422	136.7	18:56.522							
5	1	3:01.652		50.125	1:24.277	47.250	138.8	21:58.174							
6	1	2:57.351		49.834	1:20.237	47.280	142.2	24:55.525							
7	1	4:12.634	B	50.667	1:47.430	1:34.537	99.8	29:08.159							
119 1.Alexis GRAF VON WEDEL BMW 325 i 80B															
1	1	10:47.566					38.3	10:47.566							
2	1	2:52.507					146.2	13:40.073							
3	1	2:56.609					142.8	16:36.682							
4	1	2:52.184					146.4	19:28.866							
5	1	2:50.759					147.7	22:19.625							
122 1.Ed VAN HEUSDEN PORSCHE 944 80B															
1	1	5:38.362	B	1:44.578	2:03.734	1:50.050	73.2	5:38.362							
2	1	6:31.107		4:01.981	1:37.200	51.926	64.5	12:09.469							
3	1	3:01.309		48.671	1:25.128	47.510	139.1	15:10.778							
4	1	3:19.253	B	46.956	1:26.827	1:05.470	126.5	18:30.031							
138 1.Philipp ZUMSTEIN TVR Griffith 220 60B															
1	1	5:48.414	B	1:48.623	2:03.990	1:55.801	71.1	5:48.414							
2	1	6:36.472		4:03.529	1:32.445	1:00.498	63.6	12:24.886							
3	1	3:13.750		54.128	1:29.719	49.903	130.1	15:38.636							
4	1	3:12.497		52.096	1:29.551	50.850	131.0	18:51.133							
5	1	3:13.729		52.531	1:31.065	50.133	130.2	22:04.862							
6	1	3:11.864		51.511	1:29.988	50.365	131.4	25:16.726							
7	1	4:11.021	B	56.711	1:41.151	1:33.159	100.4	29:27.747							
151 1.Bira VAN HAVER BMW 325i 80B															
1	1	11:41.275		1:36.193	1:57.932	8:07.150	35.3	11:41.275							
2	1	3:05.352		52.523	1:23.329	49.500	136.0	14:46.627							
3	1	3:04.282		53.084	1:22.126	49.072	136.8	17:50.909							
4	1	2:56.618		51.972	1:18.901	45.745	142.8	20:47.527							
5	1	2:54.804		51.303	1:17.846	45.655	144.2	23:42.331							
6	1	3:53.421	B	1:00.369	1:24.854	1:28.198	108.0	27:35.752							
155 1.Klaus RATH AUDI Quattro Turbo 80B															
1	1	5:34.060	B	1:43.660	2:03.600	1:46.800	74.2	5:34.060							
2	1	6:25.095		4:03.887	1:34.362	46.846	65.5	11:59.155							



COLMORE YTCC

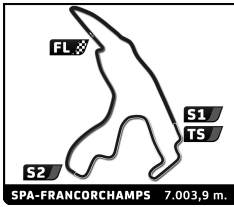
Spa Summer Classic

Qualifying

Sector Analysis

— Invalidated Lap ■ Personal Best ■ Session Best B Crossing the pit lane

Lap	D	Time	Sector 1	Sector 2	Sector 3	Kph	Elapsed	Lap	D	Time	Sector 1	Sector 2	Sector 3	Kph	Elapsed		
1. Dimitri GALANIDIS PORSCHE 964 RS 80B																	
1	1	6:12.684	B	1:55.356	2:07.432	2:09.896	66.5	6:12.684	1	1	4:18.766	B	56.386	1:57.968	1:24.412	95.7	4:18.766
2	1	6:14.742		3:54.867	1:30.194	49.681	67.3	12:27.426	2	1	5:51.065					71.8	18:43.933
3	1	3:07.475		53.775	1:25.085	48.615	134.5	15:34.901	3	1	5:32.498					75.8	24:16.431
4	1	3:16.427	B	51.296	1:21.909	1:03.222	128.4	18:51.328	4	1	4:57.994	B	1:26.727	2:04.150	1:27.117	83.1	4:57.994
5	1	6:02.601	B	3:11.589	1:28.713	1:22.299	69.5	24:53.929	5	1	3:48.580		1:01.591	1:47.920	59.069	110.3	16:08.066
1. Ulrich ANDERSON FORD Escort MKII 70A																	
1	1	10:14.371	B	1:58.377	2:08.647	6:07.347	40.3	10:14.371	2	1	3:50.471		1:05.149	1:43.311	1:02.011	109.4	19:58.537
1. Iliaria STALLIVIERE RENAULT Clio 80A																	
1	1	11:20.606		1:08.685	1:40.163	8:31.758	36.4	11:20.606	3	1	3:41.564		1:04.144	1:39.514	57.906	113.8	23:40.101
2	1	3:26.689		58.594	1:33.705	54.390	122.0	14:47.295	4	1	9:31.959	B	1:04.871	6:33.656	1:53.432	44.1	33:12.060
3	1	3:23.902		58.631	1:31.273	53.998	123.7	18:11.197	5	1	8:57.583	B	2:12.196	2:06.740	4:38.647	46.1	8:57.583
4	1	3:23.780		59.552	1:31.064	53.164	123.7	21:34.977	6	1	4:08.446		1:29.535	1:47.104	51.807	101.5	13:06.029
5	1	3:22.161		1:00.208	1:30.210	51.743	124.7	24:57.138	7	1	3:13.014		52.872	1:32.403	47.739	130.6	16:19.043
6	1	4:20.744	B	58.951	1:39.790	1:42.003	96.7	29:17.882	8	1	3:06.332		51.561	1:27.380	47.391	135.3	19:25.375
1. Sebastian GLASER FORD Escort RS 1800 70A																	
1	1	11:08.584		8:47.868	1:31.210	49.506	37.1	11:08.584	9	1	3:03.387		51.788	1:24.518	47.081	137.5	22:28.762
2	1	3:15.398	B	53.579	1:24.478	57.341	129.0	14:23.982	10	1	2:59.174		50.133	1:22.479	46.562	140.7	25:27.936
3	1	10:53.709		8:47.372	1:20.579	45.758	38.6	25:17.691	11	1	4:22.198	B	1:02.395	1:44.044	1:35.759	96.2	29:50.134
4	1	4:12.630	B	1:01.498	1:40.238	1:30.894	99.8	29:30.321	12	1	8:57.583	B	2:12.196	2:06.740	4:38.647	46.1	8:57.583
1. Peter SCHEEFHALS 80B																	
2. Jasper IZAKS																	
1	1	5:02.414	B	1:30.333	2:02.894	1:29.187	81.9	5:02.414	13	1	6:35.850		4:30.333	1:21.701	43.816	63.7	10:56.135
2	1	6:46.954		4:23.776	1:33.555	49.623	62.0	11:49.368	14	1	2:44.664		45.109	1:16.084	43.471	153.1	13:40.799
3	1	3:19.856	B	54.084	1:25.336	1:00.436	126.2	15:09.224	15	1	2:53.440		45.591	1:22.620	45.229	145.4	16:34.239
4	1	8:40.458		6:27.335	1:25.175	47.948	48.4	23:49.682	16	1	3:12.106	B	46.410	1:21.845	1:03.851	131.3	19:46.345
5	1	4:05.489	B	54.121	1:31.883	1:39.485	102.7	27:55.171	17	1	5:26.855		3:20.808	1:18.957	47.090	77.1	25:13.200
1. Kim OLESEN BMW M3 80B																	
1	1	6:03.719	B	1:53.383	2:04.400	2:05.936	68.1	6:03.719	18	1	2:56.744		48.880	1:21.888	45.976	142.7	16:59.719
2	1	6:30.558		4:03.032	1:36.702	50.824	64.6	12:34.277	19	1	3:05.236		49.532			136.1	20:04.955
3	1	3:31.734	B	54.243	1:30.337	1:07.154	119.1	16:06.011	20	1	3:02.071		54.736	1:20.337	46.998	138.5	23:07.026
4	1	5:34.416		3:07.760	1:34.244	52.412	75.4	21:40.427									
5	1	3:13.003		55.046	1:28.934	49.023	130.6	24:53.430									
1. Martin GLENNIE TVR Tuscan Challenge 80B																	
1	1	4:17.627	B	54.296	1:47.166	1:36.165	97.9	29:11.057									
1. Samuel BENZ TVR Tuscan 80B																	
1	1	12:52.868		2:35.903	2:04.705	8:12.260	32.1	12:52.868									
2	1	5:51.065					71.8	18:43.933									
3	1	5:32.498					75.8	24:16.431									
1. Thomas HAAS PLYMOUTH Barracuda 340S 60B																	
1	1	4:57.994	B	1:26.727	2:04.150	1:27.117	83.1	4:57.994									
2	1	7:21.492		4:29.514	1:52.238	59.740	57.1	12:19.486									
3	1	3:48.580		1:01.591	1:47.920	59.069	110.3	16:08.066									
4	1	3:50.471		1:05.149	1:43.311	1:02.011	109.4	19:58.537									
5	1	3:41.564		1:04.144	1:39.514	57.906	113.8	23:40.101									
6	1	9:31.959	B	1:04.871	6:33.656	1:53.432	44.1	33:12.060									
1. Mike WEHRLI ROVER SD1 80B																	
1	1	8:57.583	B	2:12.196	2:06.740	4:38.647	46.1	8:57.583									
2	1	4:08.446		1:29.535	1:47.104	51.807	101.5	13:06.029									
3	1	3:13.014		52.872	1:32.403	47.739	130.6	16:19.043									
4	1	3:06.332		51.561	1:27.380	47.391	135.3	19:25.375									
5	1	3:03.387		51.788	1:24.518	47.081	137.5	22:28.762									
6	1	2:59.174		50.133	1:22.479	46.562	140.7	25:27.936									
7	1	4:22.198	B	1:02.395	1:44.044	1:35.759	96.2	29:50.134									
1. Steve SCOTT?DUNWOOL FORD Sierra Cosworth 80B																	
1	1	4:20.285	B	1:19.673	1:39.083	1:21.529	95.2	4:20.285									
2	1	6:35.850		4:30.333	1:21.701	43.816	63.7	10:56.135									
3	1	2:44.664		45.109	1:16.084	43.471	153.1	13:40.799									
4	1	2:53.440		45.591	1:22.620	45.229	145.4	16:34.239									
5	1	3:12.106	B	46.410	1:21.845	1:03.851	131.3	19:46.345									
6	1	5:26.855		3:20.808	1:18.957	47.090	77.1	25:13.200									
1. Bas JANSEN BMW M3 E30 80B																	
1	1	11:09.266		8:50.498	1:29.225	49.543	37.0	11:09.266									
2	1	2:53.709		51.044			145.2	14:02.975									
3	1	2:56.744		48.880	1:21.888	45.976	142.7	16:59.719									
4	1	3:05.236		49.532			136.1	20:04.955									
5	1	3:02.071		54.736	1:20.337	46.998	138.5	23:07.026									



COLMORE YTCC

Spa Summer Classic

Qualifying

Sector Analysis

— Invalidated Lap ■ Personal Best ■ Session Best B Crossing the pit lane

Lap D	Time	Sector 1	Sector 2	Sector 3	Kph	Elapsed	Lap D	Time	Sector 1	Sector 2	Sector 3	Kph	Elapsed
614 1.Alain BERG 80B							Porsche 944 Turbo						
1	1	9:04.935	B	2:15.385	2:08.392	4:41.158	45.5	9:04.935					
2	1	3:33.647		1:20.093	1:25.931	47.623	118.0	12:38.582					
3	1	2:59.544		48.696	1:23.996	46.852	140.4	15:38.126					
4	1	2:49.949		48.015	1:18.540	43.394	148.4	18:28.075					
5	1	2:47.112		46.738	1:17.704	42.670	150.9	21:15.187					
6	1	2:46.685		46.585	1:16.517	43.583	151.3	24:01.872					
7	1	3:37.533	B	46.311	1:24.758	1:26.464	115.9	27:39.405					
762 1.Carsten NEEF 80B							Porsche 944 S2						
1	1	5:24.571	B	1:40.554	2:03.983	1:40.034	76.3	5:24.571					
2	1	6:49.686		4:10.316	1:43.605	55.765	61.5	12:14.257					
3	1	3:29.858		59.388	1:36.614	53.856	120.1	15:44.115					
4	1	3:24.787		57.073	1:34.390	53.324	123.1	19:08.902					
5	1	3:21.508		56.357	1:32.268	52.883	125.1	22:30.410					
6	1	3:43.738	B	56.396	1:31.536	1:15.806	112.7	26:14.148					
919 1.Sander ROEST 80B							Porsche 944						
1	1	11:12.857					36.8	11:12.857					
2	1	3:02.953					137.8	14:15.810					
3	1	2:57.658					141.9	17:13.468					
4	1	3:01.355					139.0	20:14.823					
5	1	3:00.132					140.0	23:14.955					
943 1.Olivier VAN OOSTRUM 80B							Porsche 944 Turbo						
1	1	5:13.785	B	1:33.591	2:04.136	1:36.058	79.0	5:13.785					
2	1	7:11.493		4:16.964	1:50.351	1:04.178	58.4	12:25.278					
3	1	3:44.508		1:00.734	1:43.783	59.991	112.3	16:09.786					
4	1	3:34.065		59.591	1:38.120	56.354	117.8	19:43.851					
5	1	3:31.533		59.004	1:36.694	55.835	119.2	23:15.384					
6	1	3:58.771	B	57.569	1:32.529	1:28.673	105.6	27:14.155					
950 1.Erik DEN DEKKER 80B							Porsche 944 Turbo						
1	1	12:43.371					32.5	12:43.371					
2	1	3:06.803					135.0	15:50.174					
3	1	3:04.505					136.7	18:54.679					
4	1	3:00.356					139.8	21:55.035					
5	1	2:50.534					147.9	24:45.569					