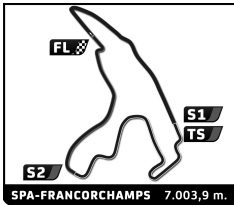


COLMORE YTCC Spa Summer Classic Race 1

Sector Analysis

— Invalidated Lap ■ Personal Best ■ Session Best B Crossing the pit lane

Lap	D	Time	Sector 1	Sector 2	Sector 3	Kph	Elapsed	Lap	D	Time	Sector 1	Sector 2	Sector 3	Kph	Elapsed
2								1.Bart LEMAIRE							
								TRABANT 601 RS 60A							
1	1	5:00.547	2:05.335	1:47.969	1:07.243	82.4	5:00.547	4	1	2:50.781				147.6	11:53.216
2	1	4:30.545	1:19.242	1:57.625	1:13.678	93.2	9:31.092	5	1	3:09.939				132.7	15:03.155
3	1	4:26.920	1:24.572	1:54.121	1:08.227	94.5	13:58.012	6	1	3:18.169				127.2	18:21.324
4	1	4:14.508	1:14.608	1:50.225	1:09.675	99.1	18:12.520								
4								1.James EVERARD							
								BMW M3 E30 80B							
1	1	3:03.494	57.498	1:21.845	44.151	135.0	3:03.494	1	1	3:20.608	1:03.992	1:28.069	48.547	123.5	3:20.608
2	1	2:47.358	48.202	1:16.481	42.675	150.7	5:50.852	2	1	3:03.512	51.646	1:24.189	47.677	137.4	6:24.120
3	1	2:51.057	51.118	1:16.766	43.173	147.4	8:41.909	3	1	3:00.167	49.822	1:22.999	47.346	139.9	9:24.287
4	1	2:48.082	48.754	1:15.982	43.346	150.0	11:29.991	4	1	3:04.964	50.247	1:24.994	49.723	136.3	12:29.251
5	1	3:19.585	47.789	1:17.750	1:14.046	126.3	14:49.576	5	1	3:20.031	54.995	1:29.959	55.077	126.1	15:49.282
6	1	3:23.735	54.753	1:21.990	1:06.992	123.8	18:13.311	6	1	3:16.264	55.758	1:27.456	53.050	128.5	19:05.546
5								1.Vienne RENES							
								MERCEDES 190 80B							
1	1	3:23.287	1:05.392	1:28.294	49.601	121.9	3:23.287	1	1	2:57.847	57.801	1:17.518	42.528	139.3	2:57.847
2	1	3:03.474	51.995	1:23.815	47.664	137.4	6:26.761	2	1	2:39.663	44.111	1:13.907	41.645	157.9	5:37.510
3	1	3:01.765	51.954	1:22.896	46.915	138.7	9:28.526	3	1	2:38.158	43.667	1:13.546	40.945	159.4	8:15.668
4	1	3:04.556	51.598	1:22.945	50.013	136.6	12:33.082	4	1	2:38.655	43.419	1:14.011	41.225	158.9	10:54.323
5	1	4:19.563	1:10.544	1:59.356	1:09.663	97.1	16:52.645	5	1	2:53.281	44.344	1:15.689	53.248	145.5	13:47.604
6	1	3:50.994	1:00.953	1:39.389	1:10.652	109.2	20:43.639	6	1	3:59.718	1:13.583	1:36.504	1:09.631	105.2	17:47.322
6								1.Hans-Jürgen ERDBRÜGGI 2.Edgar ALTHOFF							
								BMW M1 Procar 70B							
1	1	3:08.637	1:01.695	1:21.642	45.300	131.3	3:08.637	1	1	2:42.180	47.048	1:13.525	41.607	152.8	2:42.180
2	1	2:48.279	48.242	1:16.245	43.792	149.8	5:56.916	2	1	2:40.064	45.785	1:13.147	41.132	157.5	5:22.244
3	1	2:48.240	47.981	1:16.321	43.938	149.9	8:45.156	3	1	2:39.350	45.407	1:13.166	40.777	158.2	8:01.594
4	1	2:46.863	47.475	1:15.886	43.502	151.1	11:32.019	4	1	2:39.829	45.485	1:13.347	40.997	157.8	10:41.423
5	1	3:18.348	48.402	1:18.203	1:11.743	127.1	14:50.367	5	1	3:03.102	45.390	1:14.419	1:03.293	137.7	13:44.525
6	1	3:23.461	56.293	1:20.652	1:06.516	123.9	18:13.828	6	1	4:01.193	1:15.851	1:36.552	1:08.790	104.5	17:45.718
7								1.Hans HAUSER							
								CORVETTE C6 Inv							
1	1	3:41.792	1:38.968	1:19.109	43.715	111.7	3:41.792	1	1	3:01.064	54.646	1:20.308	46.110	136.8	3:01.064
2	1	2:48.016	45.708	1:17.623	44.685	150.1	6:29.808	2	1	2:56.483	50.113	1:19.730	46.640	142.9	5:57.547
3	1	2:51.061	47.803	1:17.600	45.658	147.4	9:20.869	3	1	2:54.149	49.448	1:19.896	44.805	144.8	8:51.696
4	1	2:46.568	45.240	1:16.715	44.613	151.4	12:07.437	4	1	2:52.861	49.384	1:18.864	44.613	145.9	11:44.557
5	1	3:04.004	46.862	1:24.212	52.930	137.0	15:11.441	5	1	3:12.588	49.369	1:18.757	1:04.462	130.9	14:57.145
6	1	3:14.228	56.352	1:23.419	54.457	129.8	18:25.669	6	1	3:21.159	53.131	1:24.321	1:03.707	125.3	18:18.304
9								1.Bjorn HEES							
								BMW E30 M3 80B							
1	1	3:10.513				130.0	3:10.513	1	1	3:22.951	1:06.976	1:27.317	48.658	122.1	3:22.951
2	1	2:58.774				141.0	6:09.287	2	1	3:04.866	54.626	1:22.730	47.510	136.4	6:27.817
3	1	2:53.148				145.6	9:02.435	3	1	3:03.557	54.196	1:20.910	48.451	137.4	9:31.374
								4	1	3:02.644	52.884	1:21.404	48.356	138.1	12:34.018
								5	1	4:19.978	1:10.430	1:59.268	1:10.280	97.0	16:53.996
								6	1	3:51.438	1:00.580	1:38.844	1:12.014	108.9	20:45.434
12								1.Kenneth GREGERS PETE							
								DATSUN 240Z 70B							
1	1	3:20.608	1:03.992	1:28.069	48.547	123.5	3:20.608	1	1	2:57.847	57.801	1:17.518	42.528	139.3	2:57.847
2	1	3:03.512	51.646	1:24.189	47.677	137.4	6:24.120	2	1	2:39.663	44.111	1:13.907	41.645	157.9	5:37.510
3	1	3:00.167	49.822	1:22.999	47.346	139.9	9:24.287	3	1	2:38.158	43.667	1:13.546	40.945	159.4	8:15.668
4	1	3:04.964	50.247	1:24.994	49.723	136.3	12:29.251	4	1	2:38.655	43.419	1:14.011	41.225	158.9	10:54.323
5	1	3:20.031	54.995	1:29.959	55.077	126.1	15:49.282	5	1	2:53.281	44.344	1:15.689	53.248	145.5	13:47.604
6	1	3:16.264	55.758	1:27.456	53.050	128.5	19:05.546	6	1	3:59.718	1:13.583	1:36.504	1:09.631	105.2	17:47.322
15								1.Markus KEY							
								OLDSMOBILE 80B							
1	1	2:57.847	57.801	1:17.518	42.528	139.3	2:57.847	1	1	2:42.180	47.048	1:13.525	41.607	152.8	2:42.180
2	1	2:39.663	44.111	1:13.907	41.645	157.9	5:37.510	2	1	2:40.064	45.785	1:13.147	41.132	157.5	5:22.244
3	1	2:38.158	43.667	1:13.546	40.945	159.4	8:15.668	3	1	2:39.350	45.407	1:13.166	40.777	158.2	8:01.594
4	1	2:38.655	43.419	1:14.011	41.225	158.9	10:54.323	4	1	2:39.829	45.485	1:13.347	40.997	157.8	10:41.423
5	1	2:53.281	44.344	1:15.689	53.248	145.5	13:47.604	5	1	3:03.102	45.390	1:14.419	1:03.293	137.7	13:44.525
6	1	3:59.718	1:13.583	1:36.504	1:09.631	105.2	17:47.322	6	1	4:01.193	1:15.851	1:36.552	1:08.790	104.5	17:45.718
16								1.Marc HAURI							
								BMW E30 325i Compressor Proto							
1	1	2:42.180	47.048	1:13.525	41.607	152.8	2:42.180	1	1	3:01.064	54.646	1:20.308	46.110	136.8	3:01.064
2	1	2:40.064	45.785	1:13.147	41.132	157.5	5:22.244	2	1	2:56.483	50.113	1:19.730	46.640	142.9	5:57.547
3	1	2:39.350	45.407	1:13.166	40.777	158.2	8:01.594	3	1	2:54.149	49.448	1:19.896	44.805	144.8	8:51.696
4	1	2:39.829	45.485	1:13.347	40.997	157.8	10:41.423	4	1	2:52.861	49.384	1:18.864	44.613	145.9	11:44.557
5	1	3:03.102	45.390	1:14.419	1:03.293	137.7	13:44.525	5	1	3:12.588	49.369	1:18.757	1:04.462	130.9	14:57.145
6	1	4:01.193	1:15.851	1:36.552	1:08.790	104.5	17:45.718	6	1	3:21.159	53.131	1:24.321	1:03.707	125.3	18:18.304
18								1.Paulo LIMA 2.Jose PARADELA							
								BMW E30 M3 80B							
1	1	3:01.064	54.646	1:20.308	46.110	136.8	3:01.064	1	1	3:01.064	54.646	1:20.308	46.110	136.8	3:01.064
2	1	2:56.483	50.113	1:19.730	46.640	142.9	5:57.547	2	1	2:56.483	50.113	1:19.730	46.640	142.9	5:57.547
3	1	2:54.149	49.448	1:19.896	44.805	144.8	8:51.696	3	1	2:54.149	49.448	1:19.896	44.805	144.8	8:51.696
4	1	2:52.861	49.384	1:18.864	44.613	145.9	11:44.557	4	1	2:52.861	49.384	1:18.864	44.613	145.9	11:44.557
5	1	3:12.588	49.369	1:18.757	1:04.462	130.9	14:57.145	5	1	3:12.588	49.369	1:18.757	1:04.462	130.9	14:57.145
6	1	3:21.159	53.131	1:24.321	1:03.707	125.3	18:18.304	6	1	3:21.159	53.131	1:24.321	1:03.707	125.3	18:18.304
20								1.Harrie WILLEMS							
								PORSCHE 944 80B							
1	1	3:22.951	1:06.976	1:27.317	48.658	122.1	3:22.951	1	1	3:22.951	1:06.976	1:27.317	48.658	122.1	3:22.951
2	1	3:04.866	54.626	1:22.730	47.510	136.4	6:27.817	2	1	3:04.866					

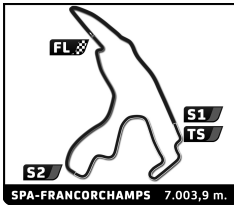


COLMORE YTCC Spa Summer Classic Race 1

Sector Analysis

— Invalidated Lap ■ Personal Best ■ Session Best B Crossing the pit lane

Lap	D	Time	Sector 1	Sector 2	Sector 3	Kph	Elapsed	Lap	D	Time	Sector 1	Sector 2	Sector 3	Kph	Elapsed
22	1. Julian SIEMERINK MAZDA MX5 80A							3	1	3:08.200	53.014	1:25.958	49.228	134.0	9:40.409
	4	1	3:03.425	49.615	1:24.609	49.201	137.5	12:43.834							
	5	1	4:13.519	1:02.356	1:59.692	1:11.471	99.5	16:57.353							
	6	1	3:50.999	58.957	1:39.715	1:12.327	109.2	20:48.352							
	1	1	3:39.702	1:14.405	1:31.205	54.092	112.8	3:39.702							
	2	1	3:17.148	58.669	1:27.147	51.332	127.9	6:56.850							
	3	1	3:14.301	57.976	1:25.214	51.111	129.8	10:11.151							
4	1	3:32.621	57.026	1:26.586	1:09.009	118.6	13:43.772								
5	1	4:01.225	1:15.927	1:36.280	1:09.018	104.5	17:44.997								
23	1. Jeroen VELDHUIS PORSCHE 911 3.0 70B							1	1	3:12.812	1:00.417	1:24.521	47.874	128.5	3:12.812
	2	1	3:00.722	51.495	1:23.113	46.114	139.5	6:13.534							
	3	1	2:59.365	50.500	1:22.738	46.127	140.6	9:12.899							
	4	1	2:59.617	50.741	1:21.384	47.492	140.4	12:12.516							
	5	1	3:11.200	56.512	1:24.882	49.806	131.9	15:23.716							
	6	1	3:08.215	54.592	1:23.229	50.394	134.0	18:31.931							
	1	1	3:12.812	1:00.417	1:24.521	47.874	128.5	3:12.812							
26	1. Alan BRECK 2. Luke BENNETT FORD Capri 3500 70B							1	1	3:19.727	1:04.878	1:26.560	48.289	124.0	3:19.727
	2	1	3:03.089	51.102	1:24.537	47.450	137.7	6:22.816							
	3	1	3:02.829	49.575	1:23.756	49.498	137.9	9:25.645							
	4	1	3:00.288	49.041	1:23.615	47.632	139.9	12:25.933							
	5	1	3:11.391	52.397	1:28.227	50.767	131.7	15:37.324							
	6	1	3:06.812	50.751	1:25.667	50.394	135.0	18:44.136							
	1	1	3:19.727	1:04.878	1:26.560	48.289	124.0	3:19.727							
31	1. Jan DE HEK 2. Frank DE HEK ALFA ROMEO Giulia GT 60A							1	1	3:16.777	1:03.204	1:25.050	48.523	125.9	3:16.777
	2	1	3:07.895	55.051	1:24.018	48.826	134.2	6:24.672							
	3	1	3:01.737	51.769	1:20.782	49.186	138.7	9:26.409							
	4	1	3:03.420	51.403	1:22.077	49.940	137.5	12:29.829							
	5	1	4:18.311	1:11.126	1:59.283	1:07.902	97.6	16:48.140							
	6	1	3:50.302	1:02.213	1:40.870	1:07.219	109.5	20:38.442							
	1	1	3:16.777	1:03.204	1:25.050	48.523	125.9	3:16.777							
32	1. Eric IN DEN BOSCH PORSCHE 944 S2 80B							1	1	3:30.258	1:08.964	1:31.140	50.154	117.8	3:30.258
	2	1	3:08.308	53.442	1:26.676	48.190	133.9	6:38.566							
	3	1	3:04.124	52.429	1:23.580	48.115	136.9	9:42.690							
	4	1	3:06.511	52.953	1:24.145	49.413	135.2	12:49.201							
	5	1	4:11.824	1:00.160	1:58.343	1:13.321	100.1	17:01.025							
	6	1	3:50.105	58.749	1:37.721	1:13.635	109.6	20:51.130							
	1	1	3:30.258	1:08.964	1:31.140	50.154	117.8	3:30.258							
34	1. Gerd TEKAAT CHEVROLET Camaro 60B							1	1	3:25.330	1:06.827	1:29.399	49.104	120.7	3:25.330
	2	1	3:06.879	51.513	1:24.876	50.490	134.9	6:32.209							
	1	1	3:25.330	1:06.827	1:29.399	49.104	120.7	3:25.330							
35	1. Mike MANNING FORD Sierra RS500 80B							1	1	2:49.426	49.132	1:17.045	43.249	146.2	2:49.426
	2	1	2:44.276	46.206	1:15.661	42.409	153.5	5:33.702							
	3	1	2:44.838	45.458	1:16.445	42.935	153.0	8:18.540							
	4	1	2:45.180	46.368	1:16.425	42.387	152.6	11:03.720							
	5	1	3:07.442	45.681	1:22.518	59.243	134.5	14:11.162							
	6	1	3:52.302	59.919	1:35.634	1:16.749	108.5	18:03.464							
	1	1	2:49.426	49.132	1:17.045	43.249	146.2	2:49.426							
38	1. Bram VAN LIESHOUT BMW M3 E30 80B							1	1	3:33.348	1:16.714	1:28.091	48.543	116.1	3:33.348
	2	1	3:00.638	51.239	1:23.032	46.367	139.6	6:33.986							
	3	1	2:59.713	51.731	1:23.141	44.841	140.3	9:33.699							
	4	1	2:56.951	49.436	1:18.579	48.936	142.5	12:30.650							
	5	1	4:19.246	1:11.262	1:59.169	1:08.815	97.3	16:49.896							
	6	1	3:50.465	1:01.734	1:40.131	1:08.600	109.4	20:40.361							
	1	1	3:33.348	1:16.714	1:28.091	48.543	116.1	3:33.348							
42	1. Christian MARX TRIUMPH TR8 IMSA 70B							1	1	2:55.310	52.928	1:18.939	43.443	141.3	2:55.310
	2	1	2:46.056	46.379	1:17.143	42.534	151.8	5:41.366							
	3	1	2:46.036	46.242	1:17.196	42.598	151.9	8:27.402							
	4	1	2:47.004	46.624	1:17.040	43.340	151.0	11:14.406							
	5	1	2:59.656	46.483	1:19.433	53.740	140.3	14:14.062							
	6	1	3:51.382	1:00.357	1:33.978	1:17.047	109.0	18:05.444							
	1	1	2:55.310	52.928	1:18.939	43.443	141.3	2:55.310							
45	1. Bruno KNÜSLI SUNBEAM Tiger 60B							1	1	3:34.196	1:09.752	1:32.015	52.429	115.7	3:34.196
	2	1	3:09.973	52.324	1:28.754	48.895	132.7	6:44.169							
	3	1	3:11.677	52.466	1:28.476	50.735	131.5	9:55.846							
	4	1	3:22.282	54.579	1:32.555	55.148	124.6	13:18.128							
	5	1	3:49.030	1:02.460	1:40.972	1:05.598	110.1	17:07.158							
	6	1	3:46.593	59.177	1:35.286	1:12.130	111.3	20:53.751							
	1	1	3:34.196	1:09.752	1:32.015	52.429	115.7	3:34.196							
46	1. Robert DUBLER CHEVROLET Corvette 60B							1	1	3:17.207	1:03.616	1:26.355	47.236	125.6	3:17.207
	2	1	3:01.639	51.568	1:22.786	47.285	138.8	6:18.846							
	3	1	3:04.325	50.765	1:24.529	49.031	136.8	9:23.171							
	4	1	3:05.562	50.100	1:26.228	49.234	135.9	12:28.733							
	5	1	3:19.749	54.996	1:29.793	54.960	126.2	15:48.482							
	6	1	3:16.395	55.666	1:27.778	52.951	128.4	19:04.877							
	1	1	3:17.207	1:03.616	1:26.355	47.236	125.6	3:17.207							

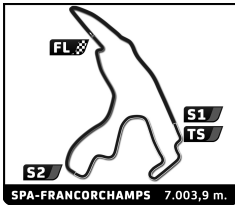


COLMORE YTCC Spa Summer Classic Race 1

Sector Analysis

— Invalidated Lap ■ Personal Best ■ Session Best B Crossing the pit lane

Lap	D	Time	Sector 1	Sector 2	Sector 3	Kph	Elapsed	Lap	D	Time	Sector 1	Sector 2	Sector 3	Kph	Elapsed
48 1.Amanda HENNESSY CORVETTE Frankensteina 60B															
1	1	3:14.497	1:02.472	1:24.801	47.224	127.4	3:14.497	1	1	2:39.307	44.678	1:14.055	40.574	155.5	2:39.307
2	1	2:59.822	50.599	1:23.506	45.717	140.2	6:14.319	2	1	2:38.703	43.006	1:14.341	41.356	158.9	5:18.010
3	1	2:56.690	49.238	1:21.487	45.965	142.7	9:11.009	3	1	2:41.003	43.786	1:15.327	41.890	156.6	7:59.013
49 1.Thomas DÄTWYLER OPEL Kadett C 70A															
1	1	3:21.853	1:05.190			122.7	3:21.853	4	1	2:35.757	41.706	1:13.212	40.839	161.9	10:34.770
2	1	3:03.877	53.087			137.1	6:25.730	5	1	2:50.336	41.679	1:14.595	54.062	148.0	13:25.106
3	1	3:28.883 B	52.976	1:26.163	1:09.744	120.7	9:54.613	6	1	3:47.535	59.791	1:39.186	1:08.558	110.8	17:12.641
52 1.Sam ADRIAANS BMW M3 80B															
1	1	3:06.911	57.831	1:23.440	45.640	132.5	3:06.911	1	1	3:11.814	59.643	1:24.197	47.974	129.2	3:11.814
2	1	2:54.449	50.449	1:18.784	45.216	144.5	6:01.360	2	1	2:57.815	50.074	1:21.336	46.405	141.8	6:09.629
3	1	2:58.296	51.696	1:20.117	46.483	141.4	8:59.656	3	1	2:55.892	50.054	1:20.215	45.623	143.4	9:05.521
4	1	2:56.799	50.791	1:20.740	45.268	142.6	11:56.455	4	1	2:55.770	49.190	1:21.578	45.002	143.4	12:01.291
5	1	3:10.576	49.555	1:20.171	1:00.850	132.3	15:07.031	5	1	3:08.743	49.828	1:21.769	57.146	133.6	15:10.034
6	1	3:15.107	53.228	1:19.954	1:01.925	129.2	18:22.138	6	1	3:13.070	53.506	1:20.877	58.687	130.6	18:23.104
54 1.Leonard BATENBURG BMW M3 E30 80B															
1	1	3:20.469	1:14.138	1:20.977	45.354	123.6	3:20.469	1	1	3:16.119	1:04.267	1:25.253	46.599	126.3	3:16.119
2	1	2:47.907	48.735	1:16.770	42.402	150.2	6:08.376	2	1	2:59.085	49.794	1:22.594	46.697	140.8	6:15.204
3	1	2:44.021	47.489	1:14.806	41.726	153.7	8:52.397	3	1	2:56.535	49.146	1:21.573	45.816	142.8	9:11.739
4	1	2:43.257	48.099	1:13.454	41.704	154.4	11:35.654	4	1	2:57.437	48.980	1:20.993	47.464	142.1	12:09.176
5	1	3:17.629	46.792	1:17.660	1:13.177	127.6	14:53.283	5	1	3:04.424	49.786	1:23.314	51.324	136.7	15:13.600
6	1	3:22.003	55.283	1:20.219	1:06.501	124.8	18:15.286	6	1	3:14.459	56.176	1:23.591	54.692	129.7	18:28.059
55 1.Armand ADRIAANS 2.Erwin VAN LIESHOUT PORSCHE 964 RSR 80B															
1	1	3:09.229	57.215	1:24.438	47.576	130.9	3:09.229	1	1	2:59.766				137.8	2:59.766
2	1	2:59.000	50.784	1:22.145	46.071	140.9	6:08.229	2	1	3:05.100				136.2	6:04.866
3	1	2:59.917	50.978	1:22.104	46.835	140.1	9:08.146	3	1	2:39.064				158.5	8:43.930
4	1	3:02.711	51.672	1:22.649	48.390	138.0	12:10.857	4	1	2:38.464				159.1	11:22.394
5	1	3:06.030	51.620	1:23.456	50.954	135.5	15:16.887	5	1	2:53.158				145.6	14:15.552
6	1	3:12.979	57.105	1:22.793	53.081	130.7	18:29.866	6	1	3:51.611				108.9	18:07.163
73 1.Kim CHRISTENSEN JENSEN HEALEY 70A															
1	1	3:38.261	1:14.620	1:32.537	51.104	113.5	3:38.261	1	1	2:45.737	47.634	1:15.382	42.721	149.5	2:45.737
2	1	3:14.463	54.131	1:29.954	50.378	129.7	6:52.724	2	1	2:44.429	46.489	1:15.756	42.184	153.3	5:30.166
3	1	3:10.111	52.708	1:27.804	49.599	132.6	10:02.835	3	1	2:43.875	45.973	1:15.421	42.481	153.9	8:14.041
4	1	3:16.134	52.368	1:28.073	55.693	128.6	13:18.969	4	1	2:43.352	45.924	1:14.951	42.477	154.4	10:57.393
5	1	3:49.202	1:03.275	1:39.968	1:05.959	110.0	17:08.171	5	1	2:51.300	46.458	1:15.308	49.534	147.2	13:48.693
6	1	3:47.122	59.949	1:35.095	1:12.078	111.0	20:55.293	6	1	4:00.549	1:13.524	1:36.271	1:10.754	104.8	17:49.242
77 1.Walter HOFFMAN MCLAREN MC1 Proto															
1	1	2:39.307	44.678	1:14.055	40.574	155.5	2:39.307	1	1	2:45.737	47.634	1:15.382	42.721	149.5	2:45.737
2	1	2:38.703	43.006	1:14.341	41.356	158.9	5:18.010	2	1	2:44.429	46.489	1:15.756	42.184	153.3	5:30.166
3	1	2:41.003	43.786	1:15.327	41.890	156.6	7:59.013	3	1	2:43.875	45.973	1:15.421	42.481	153.9	8:14.041
4	1	2:35.757	41.706	1:13.212	40.839	161.9	10:34.770	4	1	2:43.352	45.924	1:14.951	42.477	154.4	10:57.393
5	1	2:50.336	41.679	1:14.595	54.062	148.0	13:25.106	5	1	2:51.300	46.458	1:15.308	49.534	147.2	13:48.693
6	1	3:47.535	59.791	1:39.186	1:08.558	110.8	17:12.641	6	1	4:00.549	1:13.524	1:36.271	1:10.754	104.8	17:49.242
91 1.Rikard HASSELBLAD CHEVRON B8 Proto															
1	1	3:11.814	59.643	1:24.197	47.974	129.2	3:11.814	1	1	2:45.737	47.634	1:15.382	42.721	149.5	2:45.737
2	1	2:57.815	50.074	1:21.336	46.405	141.8	6:09.629	2	1	2:44.429	46.489	1:15.756	42.184	153.3	5:30.166
3	1	2:55.892	50.054	1:20.215	45.623	143.4	9:05.521	3	1	2:43.875	45.973	1:15.421	42.481	153.9	8:14.041
4	1	2:55.770	49.190	1:21.578	45.002	143.4	12:01.291	4	1	2:43.352	45.924	1:14.951	42.477	154.4	10:57.393
5	1	3:08.743	49.828	1:21.769	57.146	133.6	15:10.034	5	1	2:51.300	46.458	1:15.308	49.534	147.2	13:48.693
6	1	3:13.070	53.506	1:20.877	58.687	130.6	18:23.104	6	1	4:00.549	1:13.524	1:36.271	1:10.754	104.8	17:49.242
99 1.Roel SCHMITZ PORSCHE 964 RS 80B															
1	1	3:16.119	1:04.267	1:25.253	46.599	126.3	3:16.119	1	1	2:59.766				137.8	2:59.766
2	1	2:59.085	49.794	1:22.594	46.697	140.8	6:15.204	2	1	3:05.100				136.2	6:04.866
3	1	2:56.535	49.146	1:21.573	45.816	142.8	9:11.739	3	1	2:39.064				158.5	8:43.930
4	1	2:57.437	48.980	1:20.993	47.464	142.1	12:09.176	4	1	2:38.464				159.1	11:22.394
5	1	3:04.424	49.786	1:23.314	51.324	136.7	15:13.600	5	1	2:53.158				145.6	14:15.552
6	1	3:14.459	56.176	1:23.591	54.692	129.7	18:28.059	6	1	3:51.611				108.9	18:07.163
100 1.Coen VINK BMW V8 Star Inv															
1	1	2:59.766				137.8	2:59.766	1	1	2:59.766				137.8	2:59.766
2	1	3:05.100				136.2	6:04.866	2	1	3:05.100				136.2	6:04.866
3	1	2:39.064				158.5	8:43.930	3	1	2:39.064				158.5	8:43.930
4	1	2:38.464				159.1	11:22.394	4	1	2:38.464				159.1	11:22.394
5	1	2:53.158				145.6	14:15.552	5	1	2:53.158				145.6	14:15.552
6	1	3:51.611				108.9	18:07.163	6	1	3:51.611				108.9	18:07.163
101 1.Malcolm HARDING FORD Escort Zakspeed MK2 BDG 70B															
1	1	2:45.737	47.634	1:15.382	42.721	149.5	2:45.737	1	1	2:45.737	47.634	1:15.382	42.721	149.5	2:45.737
2	1	2:44.429	46.489	1:15.756	42.184	153.3	5:30.166	2	1	2:44.429	46.489	1:15.756	42.184	153.3	5:30.166
3	1	2:43.875	45.973	1:15.421	42.481	153.9	8:14.041	3	1	2:43.875	45.973	1:15.421	42.481	153.9	8:14.041
4	1	2:43.352	45.924	1:14.951	42.477	154.4	10:57.393	4	1	2:43.352	45.924	1:14.951	42.477	154.4	10:57.393
5	1	2:51.300	46.458	1:15.308	49.534	147.2	13:48.693	5	1	2:51.300	46.458	1:15.308	49.534	147.2	13:48.693
6	1	4:00.549	1:13.524	1:36.271	1:10.754	104.8	17:49.242	6	1	4:00.549	1:13.524	1:36.271	1:10.754	104.8	17:49.242
103 1.Urs STEFFEN TRIUMPH Spitfire GT8 60B															
1	1	3:13.887	1:01.347	1:24.651	47.889	127.8	3:13.887	1	1	3:13.887	1:01.347	1:24.651	47.889	127.8	3:13.887



COLMORE YTCC

Spa Summer Classic

Race 1

Sector Analysis

— Invalidated Lap ■ Personal Best ■ Session Best B Crossing the pit lane

Lap	D	Time	Sector 1	Sector 2	Sector 3	Kph	Elapsed	Lap	D	Time	Sector 1	Sector 2	Sector 3	Kph	Elapsed
2	1	2:58.452	50.225	1:22.187	46.040	141.3	6:12.339	1	1	3:28.106	1:08.791	1:30.379	48.936	119.0	3:28.106
3	1	2:54.468	48.702	1:20.702	45.064	144.5	9:06.807	2	1	3:08.153	50.827	1:28.469	48.857	134.0	6:36.259
4	1	2:56.116	47.723	1:22.341	46.052	143.2	12:02.923	3	1	3:05.272	50.337	1:26.738	48.197	136.1	9:41.531
5	1	3:07.723	49.517	1:25.359	52.847	134.3	15:10.646	4	1	3:06.221	49.784	1:26.242	50.195	135.4	12:47.752
6	1	3:14.054	55.054	1:24.746	54.254	129.9	18:24.700	5	1	4:11.959	1:00.395	1:58.681	1:12.883	100.1	16:59.711
								6	1	3:49.997	57.934	1:39.282	1:12.781	109.6	20:49.708

111	1.Tim JOOSEN		TVR Tuscan Challenge		80B			
	1	1	4:40.661	54.995	2:59.130	46.536	88.3	4:40.661
	2	1	2:56.280	52.722	1:19.304	44.254	143.0	7:36.941
	3	1	2:49.340	48.474	1:17.276	43.590	148.9	10:26.281
	4	1	3:15.877	48.945	1:18.769	1:08.163	128.7	13:42.158
	5	1	3:59.841	1:15.807	1:36.664	1:07.370	105.1	17:41.999

151	1.Bira VAN HAVER		BMW 325i		80B			
	1	1	3:11.275	58.639	1:23.559	49.077	129.5	3:11.275
	2	1	3:04.870	53.794	1:22.577	48.499	136.4	6:16.145
	3	1	2:57.692	51.959	1:19.679	46.054	141.9	9:13.837
	4	1	2:56.386	51.155	1:18.941	46.290	142.9	12:10.223
	5	1	3:08.511	54.884	1:21.593	52.034	133.8	15:18.734
6	1	3:12.227	57.769	1:20.803	53.655	131.2	18:30.961	

114	1.Lando GRAF VON WEDEL		BMW 325 i		80B			
	1	1	3:00.490	58.078	1:18.510	43.902	137.3	3:00.490
	2	1	2:49.289	49.537	1:15.657	44.095	148.9	5:49.779
	3	1	2:51.932	52.173	1:15.718	44.041	146.7	8:41.711
	4	1	2:48.929	49.568	1:15.698	43.663	149.3	11:30.640
	5	1	3:20.914	50.538	1:18.425	1:11.951	125.5	14:51.554
6	1	3:22.834	56.434	1:20.300	1:06.100	124.3	18:14.388	

155	1.Klaus RATH		AUDI Quattro Turbo		80B			
	1	1	2:57.905	53.519	1:20.088	44.298	139.3	2:57.905
	2	1	2:48.688	48.148	1:18.014	42.526	149.5	5:46.593
	3	1	2:51.320	48.296	1:19.776	43.248	147.2	8:37.913
	4	1	2:52.468	49.451	1:18.632	44.385	146.2	11:30.381
	5	1	3:26.232	51.737	1:26.146	1:08.349	122.3	14:56.613
6	1	3:21.024	53.406	1:24.150	1:03.468	125.4	18:17.637	

118	1.Lars BOJVAD		FORD Escort 1600		70A			
	1	1	3:09.743	58.617	1:23.359	47.767	130.6	3:09.743
	2	1	3:01.135	51.179	1:23.433	46.523	139.2	6:10.878
3	1	2:57.761	50.254	1:21.519	45.988	141.8	9:08.639	

161	1.Dimitri GALANIDIS		PORSCHE 964 RS		80B			
	1	1	3:18.137	1:03.876	1:26.683	47.578	125.0	3:18.137
	2	1	3:01.248	51.499	1:22.269	47.480	139.1	6:19.385
	3	1	3:02.994	51.383	1:23.646	47.965	137.8	9:22.379
	4	1	2:53.644	49.538	1:18.902	45.204	145.2	12:16.023
	5	1	3:09.028	56.679	1:21.610	50.739	133.4	15:25.051
6	1	3:08.023	53.897	1:22.945	51.181	134.1	18:33.074	

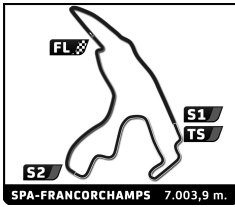
119	1.Alexis GRAF VON WEDEL		BMW 325 i		80B			
	1	1	3:00.093	56.102	1:19.210	44.781	137.6	3:00.093
	2	1	2:50.130	50.041	1:16.231	43.858	148.2	5:50.223
	3	1	2:51.118	50.599	1:16.536	43.983	147.3	8:41.341
	4	1	2:51.951	50.082	1:17.104	44.765	146.6	11:33.292
	5	1	3:20.674	49.574	1:18.776	1:12.324	125.6	14:53.966
6	1	3:22.067	55.204	1:20.127	1:06.736	124.8	18:16.033	

177	1.Illaria STALLVIERE		RENAULT Clio		80A			
	1	1	3:39.870	1:17.707	1:30.369	51.794	112.7	3:39.870
	2	1	3:15.819	57.426	1:27.728	50.665	128.8	6:55.689
	3	1	3:14.660	56.942	1:27.124	50.594	129.5	10:10.349
	4	1	3:32.656	57.225	1:26.714	1:08.717	118.6	13:43.005
	5	1	4:01.146	1:15.806	1:36.739	1:08.601	104.6	17:44.151

127	1.Laki CHRISTOFOROU		FORD Escort MKII		70A			
	1	1	3:29.704	1:14.986	1:26.683	48.035	118.1	3:29.704
	2	1	2:56.028	49.562	1:21.471	44.995	143.2	6:25.732
	3	1	2:54.202	48.266	1:20.434	45.502	144.7	9:19.934
	4	1	2:52.407	48.205	1:17.403	46.799	146.2	12:12.341
	5	1	3:01.703	48.759	1:21.817	51.127	138.8	15:14.044
6	1	3:14.739	56.951	1:23.193	54.595	129.5	18:28.783	

180	1.Sebastian GLASER		FORD Escort RS 1800		70A			
	1	1	3:30.564	1:16.401	1:25.933	48.230	117.7	3:30.564
	2	1	2:58.334	50.153	1:21.144	47.037	141.4	6:28.898
	3	1	2:57.473	51.349	1:19.177	46.947	142.1	9:26.371
	4	1	2:57.047	49.488	1:21.962	45.597	142.4	12:23.418
	5	1	3:02.884	52.246	1:22.218	48.420	137.9	15:26.302
6	1	3:08.564	53.908	1:23.144	51.512	133.7	18:34.866	

138	1.Philipp ZUMSTEIN		TVR Griffith 220		60B	
	1	1				



COLMORE YTCC Spa Summer Classic Race 1

Sector Analysis

— Invalidated Lap ■ Personal Best ■ Session Best B Crossing the pit lane

Lap	D	Time	Sector 1	Sector 2	Sector 3	Kph	Elapsed	Lap	D	Time	Sector 1	Sector 2	Sector 3	Kph	Elapsed	
190	1.Peter SCHEEFHALS 2.Jasper IZAKS							MERCEDES BENZ 190E EVO 1 80B								
	1	1	3:30.495	1:15.572	1:26.511	48.412	117.7	3:30.495	2	1	3:17.122	56.316	1:30.304	50.502	127.9	6:53.767
	2	1	3:00.732	52.673	1:20.550	47.509	139.5	6:31.227	3	1	3:14.160	55.094	1:28.520	50.546	129.9	10:07.927
	3	1	2:58.887	52.538	1:19.212	47.137	141.0	9:30.114	4	1	3:33.957	54.369	1:30.761	1:08.827	117.8	13:41.884
	4	1	3:01.239	52.041	1:18.888	50.310	139.1	12:31.353	5	1	4:00.055	1:15.517	1:36.729	1:07.809	105.0	17:41.939
	5	1	4:19.955	1:11.812	1:58.895	1:09.248	97.0	16:51.308								
	6	1	3:50.309	1:01.631	1:39.453	1:09.225	109.5	20:41.617								
919	1.Sander ROEST							Porsche 944 S2 80B								
	1	1	3:11.561	59.772	1:24.248	47.541	129.3	3:11.561	2	1	2:59.850	51.441	1:21.433	46.976	140.2	6:11.411
	2	1	2:59.850	51.441	1:21.433	46.976	140.2	6:11.411	3	1	2:58.654	50.185	1:21.298	47.171	141.1	9:10.065
	3	1	2:58.654	50.185	1:21.298	47.171	141.1	9:10.065	4	1	3:01.414	51.055	1:21.648	48.711	139.0	12:11.479
	4	1	3:01.414	51.055	1:21.648	48.711	139.0	12:11.479	5	1	3:08.374	54.446	1:22.717	51.211	133.9	15:19.853
	5	1	3:08.374	54.446	1:22.717	51.211	133.9	15:19.853	6	1	3:11.593	57.558	1:21.519	52.516	131.6	18:31.446
	6	1	3:11.593	57.558	1:21.519	52.516	131.6	18:31.446								
943	1.Olivier VAN OOSTRUM							Porsche 944 80B								
	1	1	3:40.076	1:18.379	1:30.119	51.578	112.6	3:40.076	2	1	3:14.642	57.194	1:26.456	50.992	129.5	6:54.718
	2	1	3:14.642	57.194	1:26.456	50.992	129.5	6:54.718	3	1	3:13.685	55.855	1:27.271	50.559	130.2	10:08.403
	3	1	3:13.685	55.855	1:27.271	50.559	130.2	10:08.403	4	1	3:13.490	55.454	1:25.619	52.417	130.3	13:21.893
	4	1	3:13.490	55.454	1:25.619	52.417	130.3	13:21.893	5	1	3:47.276	1:01.233	1:40.074	1:05.969	110.9	17:09.169
	5	1	3:47.276	1:01.233	1:40.074	1:05.969	110.9	17:09.169	6	1	3:47.370	1:00.476	1:34.594	1:12.300	110.9	20:56.539
	6	1	3:47.370	1:00.476	1:34.594	1:12.300	110.9	20:56.539								
276	1.Samuel BENZ							TVR Tuscan 80B								
	1	1	3:25.805	1:15.312	1:25.419	45.074	120.4	3:25.805	2	1	2:53.336	48.041	1:19.192	46.103	145.5	6:19.141
	2	1	2:53.336	48.041	1:19.192	46.103	145.5	6:19.141	3	1	2:50.645	47.784	1:18.280	44.581	147.8	9:09.786
	3	1	2:50.645	47.784	1:18.280	44.581	147.8	9:09.786	4	1	2:46.748	45.840	1:18.539	42.369	151.2	11:56.534
	4	1	2:46.748	45.840	1:18.539	42.369	151.2	11:56.534	5	1	3:05.524	45.281	1:18.809	1:01.434	135.9	15:02.058
	5	1	3:05.524	45.281	1:18.809	1:01.434	135.9	15:02.058	6	1	3:18.538	51.696	1:21.805	1:05.037	127.0	18:20.596
	6	1	3:18.538	51.696	1:21.805	1:05.037	127.0	18:20.596								
350	1.Mike WEHRLI							ROVER SD1 80B								
	1	1	2:55.863				140.9	2:55.863	2	1	3:16.926				128.0	6:12.789
	2	1	3:16.926				128.0	6:12.789	3	1	2:56.433				142.9	9:09.222
	3	1	2:56.433				142.9	9:09.222	4	1	2:55.054				144.0	12:04.276
	4	1	2:55.054				144.0	12:04.276	5	1	3:08.129				134.0	15:12.405
	5	1	3:08.129				134.0	15:12.405	6	1	3:14.476				129.7	18:26.881
	6	1	3:14.476				129.7	18:26.881								
614	1.Alain BERG							80B								
	1	1	2:52.849	51.169	1:18.295	43.385	143.3	2:52.849	2	1	2:46.706	46.537	1:17.174	42.995	151.2	5:39.555
	2	1	2:46.706	46.537	1:17.174	42.995	151.2	5:39.555	3	1	2:44.026	46.081	1:15.864	42.081	153.7	8:23.581
	3	1	2:44.026	46.081	1:15.864	42.081	153.7	8:23.581	4	1	2:43.253	45.962	1:15.424	41.867	154.4	11:06.834
	4	1	2:43.253	45.962	1:15.424	41.867	154.4	11:06.834	5	1	3:05.836	45.973	1:19.835	1:00.028	135.7	14:12.670
	5	1	3:05.836	45.973	1:19.835	1:00.028	135.7	14:12.670	6	1	3:51.581	1:01.257	1:33.552	1:16.772	108.9	18:04.251
	6	1	3:51.581	1:01.257	1:33.552	1:16.772	108.9	18:04.251								
762	1.Carsten NEEF							Porsche 944 Turbo 80B								
	1	1	3:36.645	1:13.903	1:31.102	51.640	114.4	3:36.645								