
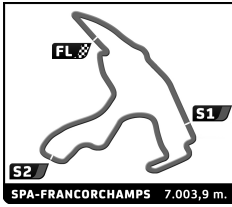


SPA SIX HOURS

1-Spa Six Hours Endurance
Results Booklet





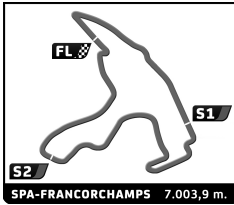
1-Spa Six Hours Endurance

SPA SIX HOURS

Qualifying 1

Final Classification

No Drivers	Team	Car	Cl.	Time	Lap Total	Gap	Kph
1 30	M. GRAF VON OEYNGHAUSEN / N. VERDONCK	FORD GT40	+	3:07.942	11 14	- -	134.2
2 6	G. PEARSON / A. BRUNDLE / C. HARRIS	FORD GT40	+	3:10.605	12 12	+2.663 +2.663	132.3
3 8	D. HART / O. HART / N. PASTORELLI	FORD GT40	+	3:12.815	8 11	+4.873 +2.210	130.8
4 21	O. BRYANT / J. TWYMAN / P. KEEN	FORD GT40	+	3:13.057	12 12	+5.115 +0.242	130.6
5 25	T. WOOD / W. NUTHALL / M. LYONS	FORD GT40	+	3:13.358	9 11	+5.416 +0.301	130.4
6 10	L. SANCHEZ / N. SALEWSKY / M. FUNKE	FORD GT40	+	3:13.403	12 12	+5.461 +0.045	130.4
7 98	J. FARLEY / E. VAN DE POELE	FORD GT40	+	3:13.747	12 12	+5.805 +0.344	130.1
8 7	R. MEINS / C. LILLINGSTON PRICE / R. HUFF	FORD GT40	+	3:13.834	5 10	+5.892 +0.087	130.1
9 41	D. FRANCHITTI / M. FRANCHITTI / A. LOTTERER	FORD GT40	+	3:16.279	9 11	+8.337 +2.445	128.5
10 18	K. TILLEY / M. GRIFFITHS / J. HILL	FORD GT40	+	3:17.997	5 10	+10.055 +1.718	127.3
11 2	P. PEDERSEN / N. KJAERGAARD / A. WEISS	GINETTA G4R	s	3:18.691	13 13	+10.749 +0.694	126.9
12 12	/ G. GRIESEMANN	FORD GT40	+	3:19.430	13 13	+11.488 +0.739	126.4
13 35	M. BIRCH / D. BURKE	FORD GT40	+	3:19.488	8 11	+11.546 +0.058	126.4
14 1	J. WRIGHT / A. WOLFE / M. GANS	FORD GT40	+	3:19.735	6 10	+11.793 +0.247	126.2
15 40	G. SHEDDEN / B. BARKER / R. BUTCHER	LOTUS Elan 26R	10	3:20.164	13 13	+12.222 +0.429	126.0
16 888	J. DAVISON / M. WHITTAKER / N. GREENSALL	TVR Griffiths	12	3:21.520	9 10	+13.578 +1.356	125.1
17 45	A. KOLB	SHELBY Cobra	12	3:21.525	13 13	+13.583 +0.005	125.1
18 3	N. DITTING / S. HANCOCK	FORD GT40	+	3:21.843	4 11	+13.901 +0.318	124.9
19 194	P. MACEDO SILVA / J. MONREY	FORD GT40 Roadster	+	3:22.112	4 5	+14.170 +0.269	124.8
20 24	L. GRAF VON WEDEL / A. GRAF VON WEDEL / C. GRAF VON WEDEL	LOTUS Elan	10	3:22.416	7 10	+14.474 +0.304	124.6
21 169	C. GRAF VON FABER-CASTELL / A. NEWALL	SHELBY Cobra Daytona	12	3:23.701	6 8	+15.759 +1.285	123.8
22 39	A. SMITH / J. CLARK / B. MITCHELL	JAGUAR E Type Lightweight	12	3:25.520	4 8	+17.578 +1.819	122.7
23 36	S. LYNN / M. LYNN / A. HADDON	FORD GT40	+	3:25.687	8 9	+17.745 +0.167	122.6
24 73	K. SELDERS / N. REUBEN	TVR Griffith 200	12	3:25.922	11 11	+17.980 +0.235	122.4
25 53	C. COLL / M. MAC	PORSCHE 911	11	3:26.221	12 12	+18.279 +0.299	122.3
26 9	W. FRIEDRICHS / P. FRIEDRICHS / S. HADFIELD	ASTON MARTIN DB4 GT DP214	12	3:26.758	9 10	+18.816 +0.537	122.0
27 79	C. VAN LANSCHOT / K. LE BLANC / R. WILLS	FORD Falcon	10	3:26.986	8 9	+19.044 +0.228	121.8
28 4	C. SCHWARTZ / A. PLEIMES / A. NEWALL	FORD GT40	+	3:27.448	5 9	+19.506 +0.462	121.5
29 165	M. BATES / J. BATES	PORSCHE 911	11	3:28.397	4 11	+20.455 +0.949	121.0
30 144	P. POCHCIOL / G. POCHCIOL / J. HANSON	SHELBY Cobra Daytona Coupe	12	3:29.070	2 9	+21.128 +0.673	120.6
31 42	S. KÖNIG / P. KÖNIG / D. VERZIJLBERGEN	JAGUAR E Type	12	3:29.363	6 9	+21.421 +0.293	120.4
32 69	M. EYEARS / A. STRETTON / E. MORRIS	LOTUS 26R	10	3:30.332	4 9	+22.390 +0.969	119.9
33 11	F. WAKEMAN / A. SMITH / M. GRANT-PETERKIN	FORD GT40	+	3:30.798	6 11	+22.856 +0.466	119.6
34 23	R. HYETT / C. HYETT	LOTUS Elan 26R	10	3:31.114	8 11	+23.172 +0.316	119.4
35 31	A. MILLE / Y. SCEMAMA	JAGUAR E Type	12	3:31.195	5 10	+23.253 +0.081	119.4
36 101	J. MEEUWISSEN / B. JANSSEN / T. MEEUWISSEN	FORD Mustang	10	3:31.338	4 10	+23.396 +0.143	119.3
37 135	P. REYNOLDS / D. QUINTERO / J. THOMAS	LOTUS Elan 26R	10	3:32.227	6 11	+24.285 +0.889	118.8
38 77	R. GREENHALGH / A. GREENHALGH / J. GREENHALGH	SHELBY Cobra	12	3:32.362	7 9	+24.420 +0.135	118.7
39 15	P. BUHOFER / A. WILLIS / R. FRIEDRICHS	LOTUS Elan 26R	10	3:33.448	9 10	+25.506 +1.086	118.1
40 5	S. JOEBSTL / G. MCDONALD / R. HALL	LOTUS Elan 26R	10	3:33.696	6 10	+25.754 +0.248	118.0
41 186	D. SMITHIES / C. CLARKSON / M. PANGBORN	SHELBY Cobra Daytona	12	3:34.544	6 9	+26.602 +0.848	117.5
42 64	B. KELLEN / Y. MUNHOWEN / M. SCHILTZ	FORD Mustang	10	3:34.937	8 10	+26.995 +0.393	117.3
43 54	P. ZUMSTEIN / M. HAURI	AUSTIN HEALEY 3000 Mk2	12	3:35.410	7 10	+27.468 +0.473	117.1
44 188	S. OSBORNE / R. SMITH / C. WARD	JAGUAR E Type	12	3:36.075	8 11	+28.133 +0.665	116.7
45 37	X. MARTENS / B. VAN ELDEREN / F. FICK	PORSCHE 911	11	3:37.074	10 10	+29.132 +0.999	116.2
46 27	R. FRANKEL / G. TURREL / L. FRANKEL	FORD Falcon Spirit	10	3:39.679	7 9	+31.737 +2.605	114.8
47 22	H. HAMUNEN / M. LAINE / J. ENQVIST	FORD Shelby Mustang 350 GT	12	3:42.153	3 10	+34.211 +2.474	113.5
48 66	L. WOS / A. YOOL	TURNER MKII	11	3:42.810	9 10	+34.868 +0.657	113.2
49 100	B. GEORGI / . / A. WEINZIERL	FORD 1964 Falcon Sprint	10	3:43.186	7 9	+35.244 +0.376	113.0
50 200	S. BERCHON / J. DA ROCHA	JAGUAR E Type	12	3:43.840	5 10	+35.898 +0.654	112.6
51 33	C. DICHTER / M. SCHMITZ / D. WAGNER	FORD Mustang	10	3:44.018	3 8	+36.076 +0.178	112.6
52 48	P. TOOMS / E. SEVADJIAN / R. ROWE	LOTUS Elan 26R	10	3:44.407	11 11	+36.465 +0.389	112.4
53 72	N. SLEEP / J. WYKEHAM / A. MONTGOMERY	FORD Shelby Mustang 350 GT	12	3:44.761	6 10	+36.819 +0.354	112.2
54 61	C. NISTORICA / G. WILLIAMS / N. PRIMROSE	JAGUAR E Type	7	3:45.081	12 12	+37.139 +0.320	112.0
55 352	D. KONSBRUCK / P. VERMAST / L. PICHONNIER	SHELBY Mustang GT 350	12	3:46.104	3 6	+38.162 +1.023	111.5
56 129	K. AHLERS / J. BELLINGER / C. BOCK	MORGAN Plus 4 Super Sports	11	3:46.127	2 10	+38.185 +0.023	111.5
57 44	M. THORNE / S. BENNETT-BAGGS / J. TODD	AUSTIN HEALEY 3000	12	3:46.606	2 9	+38.664 +0.479	111.3
58 46	. / . / A. MILLE	LOTUS Elan 26R	10	3:47.043	3 4	+39.101 +0.437	111.1



1-Spa Six Hours Endurance

SPA SIX HOURS

Qualifying 1

Final Classification

No Drivers	Team	Car	Cl.	Time	Lap Total	Gap	Kph
59 43 G. GOMES / J. CLARIDGE / J. DENTY		LOTUS Elan	10	3:48.279	8 9	+40.337 +1.236	110.5
60 616 S. ADRIAANS / A. ADRIAANS / E. VAN LIESHOUT		FORD Mustang Notchback	10	3:51.479	6 10	+43.537 +3.200	108.9
61 511 N. KING / T. MOGRIDGE / M. HALES		TRIUMPH TR4	11	3:51.790	8 9	+43.848 +0.311	108.8
62 14 X. SANZ DE ACEDO / R. RAWE / M. THORNE		FORD GT40	+	3:51.803	5 8	+43.861 +0.013	108.8
63 104 F. DE CHANTÉRAC / J. DA ROCHA		AUSTIN HEALEY 3000 MK2	12	3:51.921	11 11	+43.979 +0.118	108.7
64 619 S. TALWAR / J. HADFIELD		PORSCHE 911	11	3:52.297	4 9	+44.355 +0.376	108.5
65 232 . / . / A. VAN HOOYDONK		FORD Shelby Mustang 350 GT	12	3:52.873	10 10	+44.931 +0.576	108.3
66 17 D. DESANTIS / D. HINTON		PORSCHE 911 SWB	11	3:55.557	7 8	+47.615 +2.684	107.0
67 16 D. SMITH / I. ROWLEY		GILBERN 1800GT	11	3:57.415	8 9	+49.473 +1.858	106.2
68 111 A. HERREMAN / H. HERREMAN		MG MGB	11	3:59.644	2 3	+51.702 +2.229	105.2
69 28 P. BORDET / E. BORDET		MARCOS 1800 GT	s	3:59.868	6 11	+51.926 +0.224	105.1
70 52 P. LAMBILLIOTTE / A. LAMBILLIOTTE		LOTUS Elan	10	3:59.932	4 10	+51.990 +0.064	105.1
71 49 M. GRAY / K. GRAY		JAGUAR E Type	12	4:01.168	3 4	+53.226 +1.236	104.6
72 19 L. KERKHOFS / E. GEERAERTS		FORD Mustang Mk1	10	4:01.616	2 7	+53.674 +0.448	104.4
73 202 E. DE WEERDT / L. BRANCKAERTS / B. KABERGS		FORD Mustang	10	4:04.192	5 7	+56.250 +2.576	103.3
74 62 C. GERMAIN / A. DARLEY / N. REUBEN		TVR Griffith 200	12	4:07.422	6 8	+59.480 +3.230	101.9
75 110 R. OWEN / S. KING / D. COOKE		FORD Galaxie 500XL	10	4:14.569	3 8	+1:06.627 +7.147	99.0
76 149 D. FORRIER / J. HINDRYCKX / L. MORTREU		MG MGB	11	4:24.278	4 5	+1:16.336 +9.709	95.4
77 32 F. BRANDT / J. BRANDT		TVR Grantura MK III	11	4:27.953	2 7	+1:20.011 +3.675	94.1
78 91 S. SCHAMSCHULA / . / C. HENKE		TRIUMPH TR4	11	4:34.717	3 6	+1:26.775 +6.764	91.8
79 55 P. DE CRAENE / D. DE CRAENE		PORSCHE 911	11		1		

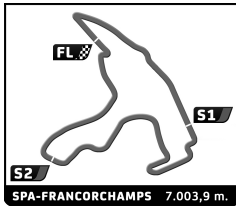
Fastest Lap: Lap 11 | Marcus GRAF VON OEYNHAUSEN | **3:07.942** | 134.2 Kph

CARS #5, #18, #23, #44, #48, #61, #72, #135 & #188 - BEST LAPTIME DELETED FOR EXITING PITLANE AT T1
 CAR #69 - LAP 9 DELETED DUE TO CUTTING T19
 CAR #22 - BEST LAPTIME DELETED - ON TRACK WHILE RED FLAG
 CAR #52 - BEST LAPTIME DELETED - CROSSING PIT EXIT ON RED

Published at:

Track Status: **WET**

Stewards Ronald BARBIERE, Chairman Alexandre MAGIS Etienne MASSILLON			Timekeeper Alberto Estébanez
--	--	--	--




1-Spa Six Hours Endurance

SPA SIX HOURS

Qualifying 1

Final Classification by Class

NoDrivers	Team	Car	Time	Lap Total	Gap	Kph
10						
1	40 G. SHEDDEN / B. BARKER / R. BUTCHER	LOTUS Elan 26R	3:20.164	13 13		126.0
2	24 L. GRAF VON WEDEL / A. GRAF VON WEDEL / C. GRAF VON WEDEL	LOTUS Elan	3:22.416	7 10	+2.252 +2.252	124.6
3	79 C. VAN LANSCHOT / K. LE BLANC / R. WILLS	FORD Falcon	3:26.986	8 9	+6.822 +4.570	121.8
4	69 M. EYEARS / A. STRETTON / E. MORRIS	LOTUS 26R	3:30.332	4 9	+10.168 +3.346	119.9
5	23 R. HYETT / C. HYETT	LOTUS Elan 26R	3:31.114	8 11	+10.950 +0.782	119.4
6	101 J. MEEUWISSEN / B. JANSEN / T. MEEUWISSEN	FORD Mustang	3:31.338	4 10	+11.174 +0.224	119.3
7	135 P. REYNOLDS / D. QUINTERO / J. THOMAS	LOTUS Elan 26R	3:32.227	6 11	+12.063 +0.889	118.8
8	15 P. BUHOFFER / A. WILLIS / R. FRIEDRICH	LOTUS Elan 26R	3:33.448	9 10	+13.284 +1.221	118.1
9	5 S. JOEBSTL / G. MCDONALD / R. HALL	LOTUS Elan 26R	3:33.696	6 10	+13.532 +0.248	118.0
10	64 B. KELLEN / Y. MUNHOWEN / M. SCHILTZ	FORD Mustang	3:34.937	8 10	+14.773 +1.241	117.3
11	27 R. FRANKEL / G. TURRAL / L. FRANKEL	FORD Falcon Spirit	3:39.679	7 9	+19.515 +4.742	114.8
12	100 B. GEORGI / / A. WEINZIERL	FORD 1964 Falcon Sprint	3:43.186	7 9	+23.022 +3.507	113.0
13	33 C. DICHTER / M. SCHMITZ / D. WAGNER	FORD Mustang	3:44.018	3 8	+23.854 +0.832	112.6
14	48 P. TOOMS / E. SEVADJIAN / R. ROWE	LOTUS Elan 26R	3:44.407	11 11	+24.243 +0.389	112.4
15	46 . / . / A. MILLE	LOTUS Elan 26R	3:47.043	3 4	+26.879 +2.636	111.1
16	43 G. GOMES / J. CLARIDGE / J. DENTY	LOTUS Elan	3:48.279	8 9	+28.115 +1.236	110.5
17	616 S. ADRIAANS / A. ADRIAANS / E. VAN LIESHOUT	FORD Mustang Notchback	3:51.479	6 10	+31.315 +3.200	108.9
18	52 P. LAMBILLIOTTE / A. LAMBILLIOTTE	LOTUS Elan	3:59.932	4 10	+39.768 +8.453	105.1
19	19 L. KERKHOFS / E. GEERAERTS	FORD Mustang Mk1	4:01.616	2 7	+41.452 +1.684	104.4
20	202 E. DE WEERDT / L. BRANCKAERTS / B. KABERGS	FORD Mustang	4:04.192	5 7	+44.028 +2.576	103.3
21	110 R. OWEN / S. KING / D. COOKE	FORD Galaxie 500XL	4:14.569	3 8	+54.405 +10.377	99.0
+						
1	30 M. GRAF VON OEYNSHAUSEN / N. VERDONCK	FORD GT40	3:07.942	11 14		134.2
2	6 G. PEARSON / A. BRUNDLE / C. HARRIS	FORD GT40	3:10.605	12 12	+2.663 +2.663	132.3
3	8 D. HART / O. HART / N. PASTORELLI	FORD GT40	3:12.815	8 11	+4.873 +2.210	130.8
4	21 O. BRYANT / J. TWYMAN / P. KEEN	FORD GT40	3:13.057	12 12	+5.115 +0.242	130.6
5	25 T. WOOD / W. NUTHALL / M. LYONS	FORD GT40	3:13.358	9 11	+5.416 +0.301	130.4
6	10 L. SANCHEZ / N. SALEWSKY / M. FUNKE	FORD GT40	3:13.403	12 12	+5.461 +0.045	130.4
7	98 J. FARLEY / E. VAN DE POELE	FORD GT40	3:13.747	12 12	+5.805 +0.344	130.1
8	7 R. MEINS / C. LILLINGSTON PRICE / R. HUFF	FORD GT40	3:13.834	5 10	+5.892 +0.087	130.1
9	41 D. FRANCHITTI / M. FRANCHITTI / A. LOTTERER	FORD GT40	3:16.279	9 11	+8.337 +2.445	128.5
10	18 K. TILLEY / M. GRIFFITHS / J. HILL	FORD GT40	3:17.997	5 10	+10.055 +1.718	127.3
11	12 . / G. GRIESEMANN	FORD GT40	3:19.430	13 13	+11.488 +1.433	126.4
12	35 M. BIRCH / D. BURKE	FORD GT40	3:19.488	8 11	+11.546 +0.058	126.4
13	1 J. WRIGHT / A. WOLFE / M. GANS	FORD GT40	3:19.735	6 10	+11.793 +0.247	126.2
14	3 N. DITTING / S. HANCOCK	FORD GT40	3:21.843	4 11	+13.901 +2.108	124.9
15	194 P. MACEDO SILVA / J. MONREY	FORD GT40 Roadster	3:22.112	4 5	+14.170 +0.269	124.8
16	36 S. LYNN / M. LYNN / A. HADDON	FORD GT40	3:25.687	8 9	+17.745 +3.575	122.6
17	4 C. SCHWARTZ / A. PLEIMES / A. NEWALL	FORD GT40	3:27.448	5 9	+19.506 +1.761	121.5
18	11 F. WAKEMAN / A. SMITH / M. GRANT-PETERKIN	FORD GT40	3:30.798	6 11	+22.856 +3.350	119.6
19	14 X. SANZ DE ACEDO / R. RAWE / M. THORNE	FORD GT40	3:51.803	5 8	+43.861 +21.005	108.8
11						
1	53 C. COLL / M. MAC	PORSCHE 911	3:26.221	12 12		122.3
2	165 M. BATES / J. BATES	PORSCHE 911	3:28.397	4 11	+2.176 +2.176	121.0
3	37 X. MARTENS / B. VAN ELDEREN / F. FICK	PORSCHE 911	3:37.074	10 10	+10.853 +8.677	116.2
4	66 L. WOS / A. YOOL	TURNER MKII	3:42.810	9 10	+16.589 +5.736	113.2
5	129 K. AHLERS / J. BELLINGER / C. BOCK	MORGAN Plus 4 Super Sports	3:46.127	2 10	+19.906 +3.317	111.5
6	511 N. KING / T. MOGRIDGE / M. HALES	TRIUMPH TR4	3:51.790	8 9	+25.569 +5.663	108.8
7	619 S. TALWAR / J. HADFIELD	PORSCHE 911	3:52.297	4 9	+26.076 +0.507	108.5
8	17 D. DESANTIS / D. HINTON	PORSCHE 911 SWB	3:55.557	7 8	+29.336 +3.260	107.0
9	16 D. SMITH / I. ROWLEY	GILBERN 1800GT	3:57.415	8 9	+31.194 +1.858	106.2
10	111 A. HERREMAN / H. HERREMAN	MG MGB	3:59.644	2 3	+33.423 +2.229	105.2
11	149 D. FORRIER / J. HINDRYCKX / L. MORTREU	MG MGB	4:24.278	4 5	+58.057 +24.634	95.4
12	32 F. BRANDT / J. BRANDT	TVR Grantura MK III	4:27.953	2 7	+1'01.732 +3.675	94.1
13	91 S. SCHAMSCHULA / . / C. HENKE	TRIUMPH TR4	4:34.717	3 6	+1'08.496 +6.764	91.8
14	55 P. DE CRAENE / D. DE CRAENE	PORSCHE 911		1		
12						
1	888 J. DAVISON / M. WHITTAKER / N. GREENSALL	TVR Griffiths	3:21.520	9 10		125.1
2	45 A. KOLB	SHELBY Cobra	3:21.525	13 13	+0.005 +0.005	125.1
3	169 C. GRAF VON FABER-CASTELL / A. NEWALL	SHELBY Cobra Daytona	3:23.701	6 8	+2.181 +2.176	123.8
4	39 A. SMITH / J. CLARK / B. MITCHELL	JAGUAR E Type Lightweight	3:25.520	4 8	+4.000 +1.819	122.7
5	73 K. SELDERS / N. REUBEN	TVR Griffith 200	3:25.922	11 11	+4.402 +0.402	122.4
6	9 W. FRIEDRICHS / P. FRIEDRICHS / S. HADFIELD	ASTON MARTIN DB4 GT DP214	3:26.758	9 10	+5.238 +0.836	122.0
7	144 P. POCHCIOL / G. POCHCIOL / J. HANSON	SHELBY Cobra Daytona Coupe	3:29.070	2 9	+7.550 +2.312	120.6
8	42 S. KÖNIG / P. KÖNIG / D. VERZIJLBERGEN	JAGUAR E Type	3:29.363	6 9	+7.843 +0.293	120.4



1-Spa Six Hours Endurance

SPA SIX HOURS

Qualifying 1

Final Classification by Class


No Drivers	Team	Car	Time	Lap Total	Gap	Kph
12						
9	31 A. MILLE / Y. SCEMAMA	JAGUAR E Type	3:31.195	5 10	+9.675 +1.832	119.4
10	77 R. GREENHALGH / A. GREENHALGH / J. GREENHALGH	SHELBY Cobra	3:32.362	7 9	+10.842 +1.167	118.7
11	186 D. SMITHIES / C. CLARKSON / M. PANGBORN	SHELBY Cobra Daytona	3:34.544	6 9	+13.024 +2.182	117.5
12	54 P. ZUMSTEIN / M. HAURI	AUSTIN HEALEY 3000 Mk2	3:35.410	7 10	+13.890 +0.866	117.1
13	188 S. OSBORNE / R. SMITH / C. WARD	JAGUAR E Type	3:36.075	8 11	+14.555 +0.665	116.7
14	22 H. HAMUNEN / M. LAINE / J. ENQVIST	FORD Shelby Mustang 350 GT	3:42.153	3 10	+20.633 +6.078	113.5
15	200 S. BERCHON / J. DA ROCHA	JAGUAR E Type	3:43.840	5 10	+22.320 +1.687	112.6
16	72 N. SLEEP / J. WYKEHAM / A. MONTGOMERY	FORD Shelby Mustang 350 GT	3:44.761	6 10	+23.241 +0.921	112.2
17	352 D. KONSBRUCK / P. VERMAST / L. PICHONNIER	SHELBY Mustang GT 350	3:46.104	3 6	+24.584 +1.343	111.5
18	44 M. THORNE / S. BENNETT-BAGGS / J. TODD	AUSTIN HEALEY 3000	3:46.606	2 9	+25.086 +0.502	111.3
19	104 F. DE CHANTÉRAC / J. DA ROCHA	AUSTIN HEALEY 3000 MK2	3:51.921	11 11	+30.401 +5.315	108.7
20	232 . / . / A. VAN HOOYDONK	FORD Shelby Mustang 350 GT	3:52.873	10 10	+31.353 +0.952	108.3
21	49 M. GRAY / K. GRAY	JAGUAR E Type	4:01.168	3 4	+39.648 +8.295	104.6
22	62 C. GERMAIN / A. DARLEY / N. REUBEN	TVR Griffith 200	4:07.422	6 8	+45.902 +6.254	101.9
7						
1	61 C. NISTORICA / G. WILLIAMS / N. PRIMROSE	JAGUAR E Type	3:45.081	12 12		112.0
S						
1	2 P. PEDERSEN / N. KJAERGAARD / A. WEISS	GINETTA G4R	3:18.691	13 13		126.9
2	28 P. BORDET / E. BORDET	MARCOS 1800 GT	3:59.868	6 11	+41.177 +41.177	105.1

CARS #5, #18, #23, #44, #48, #61, #72, #135 & #188 - BEST LAPTIME DELETED FOR EXITING PITLANE AT T1
 CAR #69 - LAP 9 DELETED DUE TO CUTTING T19
 CAR #22 - BEST LAPTIME DELETED - ON TRACK WHILE RED FLAG
 CAR #52 - BEST LAPTIME DELETED - CROSSING PIT EXIT ON RED

Published at:

Track Status: **WET**

Stewards Ronald BARBIERE, Chairman Alexandre MAGIS Etienne MASSILLON			Timekeeper Alberto Estébanez
--	--	--	--




1-Spa Six Hours Endurance

SPA SIX HOURS

Qualifying 1

Final Classification by Group

No Drivers	Team	Car	Time	Lap Total	Gap	Kph
GTP						
1	30 M. GRAF VON OEYENHAUSEN / N. VERDONCK	FORD GT40	3:07.942	11 14		134.2
2	6 G. PEARSON / A. BRUNDLE / C. HARRIS	FORD GT40	3:10.605	12 12	+2.663	132.3
3	8 D. HART / O. HART / N. PASTORELLI	FORD GT40	3:12.815	8 11	+4.873	130.8
4	21 O. BRYANT / J. TWYMAN / P. KEEN	FORD GT40	3:13.057	12 12	+5.115	130.6
5	25 T. WOOD / W. NUTHALL / M. LYONS	FORD GT40	3:13.358	9 11	+5.416	130.4
6	10 L. SANCHEZ / N. SALEWSKY / M. FUNKE	FORD GT40	3:13.403	12 12	+5.461	130.4
7	98 J. FARLEY / E. VAN DE POELE	FORD GT40	3:13.747	12 12	+5.805	130.1
8	7 R. MEINS / C. LILLINGSTON PRICE / R. HUFF	FORD GT40	3:13.834	5 10	+5.892	130.1
9	41 D. FRANCHITTI / M. FRANCHITTI / A. LOTTERER	FORD GT40	3:16.279	9 11	+8.337	128.5
10	18 K. TILLEY / M. GRIFFITHS / J. HILL	FORD GT40	3:17.997	5 10	+10.055	127.3
11	2 P. PEDERSEN / N. KJAERGAARD / A. WEISS	GINETTA G4R	3:18.691	13 13	+10.749	126.9
12	12 . / G. GRIESEMANN	FORD GT40	3:19.430	13 13	+11.488	126.4
13	35 M. BIRCH / D. BURKE	FORD GT40	3:19.488	8 11	+11.546	126.4
14	1 J. WRIGHT / A. WOLFE / M. GANS	FORD GT40	3:19.735	6 10	+11.793	126.2
15	3 N. DITTING / S. HANCOCK	FORD GT40	3:21.843	4 11	+13.901	124.9
16	194 P. MACEDO SILVA / J. MONREY	FORD GT40 Roadster	3:22.112	4 5	+14.170	124.8
17	36 S. LYNN / M. LYNN / A. HADDON	FORD GT40	3:25.687	8 9	+17.745	122.6
18	4 C. SCHWARTZ / A. PLEIMES / A. NEWALL	FORD GT40	3:27.448	5 9	+19.506	121.5
19	11 F. WAKEMAN / A. SMITH / M. GRANT-PETERKIN	FORD GT40	3:30.798	6 11	+22.856	119.6
20	14 X. SANZ DE ACEDO / R. RAWE / M. THORNE	FORD GT40	3:51.803	5 8	+43.861	108.8
21	28 P. BORDET / E. BORDET	MARCOS 1800 GT	3:59.868	6 11	+51.926	105.1
GTS						
1	40 G. SHEDDEN / B. BARKER / R. BUTCHER	LOTUS Elan 26R	3:20.164	13 13		126.0
2	888 J. DAVISON / M. WHITTAKER / N. GREENSALL	TVR Griffiths	3:21.520	9 10	+1.356	125.1
3	45 A. KOLB	SHELBY Cobra	3:21.525	13 13	+1.361	125.1
4	24 L. GRAF VON WEDEL / A. GRAF VON WEDEL / C. GRAF VON WEDEL	LOTUS Elan	3:22.416	7 10	+2.252	124.6
5	169 C. GRAF VON FABER-CASTELL / A. NEWALL	SHELBY Cobra Daytona	3:23.701	6 8	+3.537	123.8
6	39 A. SMITH / J. CLARK / B. MITCHELL	JAGUAR E Type Lightweight	3:25.520	4 8	+5.356	122.7
7	73 K. SELDERS / N. REUBEN	TVR Griffith 200	3:25.922	11 11	+5.758	122.4
8	53 C. COLL / M. MAC	PORSCHE 911	3:26.221	12 12	+6.057	122.3
9	9 W. FRIEDRICHS / P. FRIEDRICHS / S. HADFIELD	ASTON MARTIN DB4 GT DP214	3:26.758	9 10	+6.594	122.0
10	165 M. BATES / J. BATES	PORSCHE 911	3:28.397	4 11	+8.233	121.0
11	144 P. POCHCIOL / G. POCHCIOL / J. HANSON	SHELBY Cobra Daytona Coupe	3:29.070	2 9	+8.906	120.6
12	42 S. KÖNIG / P. KÖNIG / D. VERZÜLBERGEN	JAGUAR E Type	3:29.363	6 9	+9.199	120.4
13	69 M. EYEARS / A. STRETTON / E. MORRIS	LOTUS 26R	3:30.332	4 9	+10.168	119.9
14	23 R. HYETT / C. HYETT	LOTUS Elan 26R	3:31.114	8 11	+10.950	119.4
15	31 A. MILLE / Y. SCEMAMA	JAGUAR E Type	3:31.195	5 10	+11.031	119.4
16	135 P. REYNOLDS / D. QUINTERO / J. THOMAS	LOTUS Elan 26R	3:32.227	6 11	+12.063	118.8
17	77 R. GREENHALGH / A. GREENHALGH / J. GREENHALGH	SHELBY Cobra	3:32.362	7 9	+12.198	118.7
18	15 P. BUHOFFER / A. WILLIS / R. FRIEDRICHS	LOTUS Elan 26R	3:33.448	9 10	+13.284	118.1
19	5 S. JOEBSTL / G. MCDONALD / R. HALL	LOTUS Elan 26R	3:33.696	6 10	+13.532	118.0
20	186 D. SMITHIES / C. CLARKSON / M. PANGBORN	SHELBY Cobra Daytona	3:34.544	6 9	+14.380	117.5
21	54 P. ZUMSTEIN / M. HAURI	AUSTIN HEALEY 3000 Mk2	3:35.410	7 10	+15.246	117.1
22	188 S. OSBORNE / R. SMITH / C. WARD	JAGUAR E Type	3:36.075	8 11	+15.911	116.7
23	37 X. MARTENS / B. VAN ELDEREN / F. FICK	PORSCHE 911	3:37.074	10 10	+16.910	116.2
24	22 H. HAMUNEN / M. LAINE / J. ENQVIST	FORD Shelby Mustang 350 GT	3:42.153	3 10	+21.989	113.5
25	66 L. WOS / A. YOOL	TURNER MKII	3:42.810	9 10	+22.646	113.2
26	200 S. BERCHON / J. DA ROCHA	JAGUAR E Type	3:43.840	5 10	+23.676	112.6
27	48 P. TOOMS / E. SEVADJIAN / R. ROWE	LOTUS Elan 26R	3:44.407	11 11	+24.243	112.4
28	72 N. SLEEP / J. WYKHAM / A. MONTGOMERY	FORD Shelby Mustang 350 GT	3:44.761	6 10	+24.597	112.2
29	61 C. NISTORICA / G. WILLIAMS / N. PRIMROSE	JAGUAR E Type	3:45.081	12 12	+24.917	112.0
30	352 D. KONSBRUCK / P. VERMAST / L. PICHONNIER	SHELBY Mustang GT 350	3:46.104	3 6	+25.940	111.5
31	129 K. AHLERS / J. BELLINGER / C. BOCK	MORGAN Plus 4 Super Sports	3:46.127	2 10	+25.963	111.5
32	44 M. THORNE / S. BENNETT-BAGGS / J. TODD	AUSTIN HEALEY 3000	3:46.606	2 9	+26.442	111.3
33	46 . / A. MILLE	LOTUS Elan 26R	3:47.043	3 4	+26.879	111.1
34	43 G. GOMES / J. CLARIDGE / J. DENTY	LOTUS Elan	3:48.279	8 9	+28.115	110.5
35	511 N. KING / T. MOGRIDGE / M. HALES	TRIUMPH TR4	3:51.790	8 9	+31.626	108.8
36	104 F. DE CHANTÉAC / J. DA ROCHA	AUSTIN HEALEY 3000 MK2	3:51.921	11 11	+31.757	108.7
37	619 S. TALWAR / J. HADFIELD	PORSCHE 911	3:52.297	4 9	+32.133	108.5
38	232 . / A. VAN HOODYDONK	FORD Shelby Mustang 350 GT	3:52.873	10 10	+32.709	108.3
39	17 D. DESANTIS / D. HINTON	PORSCHE 911 SWB	3:55.557	7 8	+35.393	107.0
40	16 D. SMITH / I. ROWLEY	GILBERN 1800GT	3:57.415	8 9	+37.251	106.2
41	111 A. HERREMAN / H. HERREMAN	MG MGB	3:59.644	2 3	+39.480	105.2
42	52 P. LAMBILLIOTTE / A. LAMBILLIOTTE	LOTUS Elan	3:59.932	4 10	+39.768	105.1
43	49 M. GRAY / K. GRAY	JAGUAR E Type	4:01.168	3 4	+41.004	104.6
44	62 C. GERMAIN / A. DARLEY / N. REUBEN	TVR Griffith 200	4:07.422	6 8	+47.258	101.9



1-Spa Six Hours Endurance

SPA SIX HOURS

Qualifying 1

Final Classification by Group

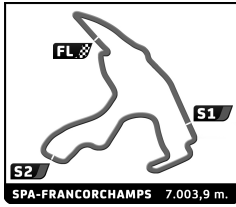
No Drivers	Team	Car	Time	Lap Total	Gap	Kph
GTS						
45 149 D. FORRIER / J. HINDRYCKX / L. MORTREU		MG MGB	4:24.278	4	5+1'04.114 +16.856	95.4
46 32 F. BRANDT / J. BRANDT		TVR Grantura MK III	4:27.953	2	7+1'07.789 +3.675	94.1
47 91 S. SCHAMSCHULA / . / C. HENKE		TRIUMPH TR4	4:34.717	3	6+1'14.553 +6.764	91.8
48 55 P. DE CRAENE / D. DE CRAENE		PORSCHE 911		1		
TC						
1 79 C. VAN LANSCHOT / K. LE BLANC / R. WILLS		FORD Falcon	3:26.986	8	9	121.8
2 101 J. MEEUWISSEN / B. JANSEN / T. MEEUWISSEN		FORD Mustang	3:31.338	4	10 +4.352 +4.352	119.3
3 64 B. KELLEN / Y. MUNHOWEN / M. SCHILTZ		FORD Mustang	3:34.937	8	10 +7.951 +3.599	117.3
4 27 R. FRANKEL / G. TURRAL / L. FRANKEL		FORD Falcon Spirit	3:39.679	7	9 +12.693 +4.742	114.8
5 100 B. GEORGI / . / A. WEINZIERL		FORD 1964 Falcon Sprint	3:43.186	7	9 +16.200 +3.507	113.0
6 33 C. DICHTER / M. SCHMITZ / D. WAGNER		FORD Mustang	3:44.018	3	8 +17.032 +0.832	112.6
7 616 S. ADRIAANS / A. ADRIAANS / E. VAN LIESHOUT		FORD Mustang Notchback	3:51.479	6	10 +24.493 +7.461	108.9
8 19 L. KERKHOFS / E. GEERAERTS		FORD Mustang Mk1	4:01.616	2	7 +34.630 +10.137	104.4
9 202 E. DE WEERDT / L. BRANCKAERTS / B. KABERGS		FORD Mustang	4:04.192	5	7 +37.206 +2.576	103.3
10 110 R. OWEN / S. KING / D. COOKE		FORD Galaxie 500XL	4:14.569	3	8 +47.583 +10.377	99.0

CARS #5, #18, #23, #44, #48, #61, #72, #135 & #188 - BEST LAPTIME DELETED FOR EXITING PITLANE AT T1
 CAR #69 - LAP 9 DELETED DUE TO CUTTING T19
 CAR #22 - BEST LAPTIME DELETED - ON TRACK WHILE RED FLAG
 CAR #52 - BEST LAPTIME DELETED - CROSSING PIT EXIT ON RED

Published at:

Track Status: **WET**

Stewards Ronald BARBIERE, Chairman Alexandre MAGIS Etienne MASSILLON			Timekeeper Alberto Estébanez
--	--	--	--



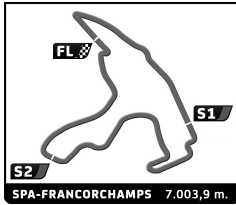
1-Spa Six Hours Endurance

SPA SIX HOURS

Qualifying 1

Best Sector Times

Sector 1		Sector 2		Sector 3		No Team	Class	Ideal Lap	Best Lap		
No Driver	Time	No Driver	Time	No Driver	Time						
1	30 M.GRAF VON OEYNHAUSEN	49.555	30 M.GRAF VON OEYNHAUSEN	1:30.838	30 M.GRAF VON OEYNHAUSEN	47.549	1	30	+	3:07.942	3:07.942 (1)
2	6 G.PEARSON	49.973	8 D.HART	1:31.115	7 R.MEINS	48.505	2	6	+	3:10.605	3:10.605 (2)
3	98 J.FARLEY	50.153	6 G.PEARSON	1:31.205	25 T.WOOD	48.793	3	21	+	3:11.215	3:13.057 (4)
4	21 O.BRYANT	50.611	21 O.BRYANT	1:31.654	21 O.BRYANT	48.950	4	7	+	3:11.529	3:13.834 (8)
5	25 T.WOOD	50.699	7 R.MEINS	1:32.271	98 J.FARLEY	48.968	5	8	+	3:12.815	3:12.815 (3)
6	7 R.MEINS	50.753	10 L.SANCHEZ	1:32.877	41 D.FRANCHITTI	49.230	6	98	+	3:12.974	3:13.747 (7)
7	10 L.SANCHEZ	51.035	41 D.FRANCHITTI	1:33.070	6 G.PEARSON	49.427	7	25	+	3:13.159	3:13.358 (5)
8	18 K.TILLEY	51.091	25 T.WOOD	1:33.667	10 L.SANCHEZ	49.491	8	10	+	3:13.403	3:13.403 (6)
9	8 D.HART	51.321	98 J.FARLEY	1:33.853	18 K.TILLEY	50.333	9	41	+	3:14.133	3:16.279 (9)
10	41 D.FRANCHITTI	51.833	40 G.SHEDDEN	1:34.248	8 D.HART	50.379	10	18	+	3:16.054	3:17.997 (10)
11	1 J.WRIGHT	52.580	888 J.DAVISON	1:34.626	40 G.SHEDDEN	50.555	11	2	s	3:18.684	3:18.691 (11)
12	12	52.743	18 K.TILLEY	1:34.630	2 P.PEDERSEN	50.596	12	12	+	3:19.180	3:19.430 (12)
13	3 N.DITTING	52.988	2 P.PEDERSEN	1:34.679	3 N.DITTING	50.775	13	35	+	3:19.488	3:19.488 (13)
14	35 M.BIRCH	53.185	12	1:34.814	194 P.MACEDO SILVA	50.801	14	40	10	3:19.583	3:20.164 (15)
15	36 S.LYNN	53.375	1 J.WRIGHT	1:34.925	35 M.BIRCH	50.815	15	1	+	3:19.735	3:19.735 (14)
16	2 P.PEDERSEN	53.409	35 M.BIRCH	1:35.488	36 S.LYNN	51.452	16	3	+	3:20.170	3:21.843 (18)
17	45 A.KOLB	53.516	169 C.GRAF VON FABER-CASTELL	1:35.571	24 L.GRAF VON WEDEL	51.589	17	888	12	3:21.520	3:21.520 (16)
18	194 P.MACEDO SILVA	53.696	45 A.KOLB	1:35.620	12	51.623	18	45	12	3:21.525	3:21.525 (17)
19	888 J.DAVISON	54.272	24 L.GRAF VON WEDEL	1:35.844	39 A.SMITH	51.768	19	24	10	3:21.714	3:22.416 (20)
20	24 L.GRAF VON WEDEL	54.281	53 C.COLL	1:35.899	1 J.WRIGHT	52.230	20	194	+	3:22.112	3:22.112 (19)
21	169 C.GRAF VON FABER-CASTELL	54.401	3 N.DITTING	1:36.407	45 A.KOLB	52.389	21	169	12	3:22.617	3:23.701 (21)
22	40 G.SHEDDEN	54.780	39 A.SMITH	1:36.953	4 C.SCHWARTZ	52.555	22	36	+	3:23.997	3:25.687 (23)
23	73 K.SELDERS	54.890	165 M.BATES	1:37.470	888 J.DAVISON	52.622	23	39	12	3:24.745	3:25.520 (22)
24	144 P.POCHCIOL	54.909	69 M.EYEARS	1:37.511	169 C.GRAF VON FABER-CASTELL	52.645	24	73	12	3:25.922	3:25.922 (24)
25	11 F.WAKEMAN	54.976	194 P.MACEDO SILVA	1:37.615	73 K.SELDERS	52.818	25	53	11	3:26.221	3:26.221 (25)
26	79 C.VAN LANSCHOT	55.084	9 W.FRIEDRICHS	1:37.694	53 C.COLL	52.848	26	144	12	3:26.444	3:29.070 (30)
27	4 C.SCHWARTZ	55.164	144 P.POCHCIOL	1:37.754	135 P.REYNOLDS	52.848	27	4	+	3:26.556	3:27.448 (28)
28	9 W.FRIEDRICHS	55.186	73 K.SELDERS	1:38.214	79 C.VAN LANSCHOT	53.037	28	9	12	3:26.758	3:26.758 (26)
29	42 S.KÖNIG	55.356	42 S.KÖNIG	1:38.555	165 M.BATES	53.201	29	79	10	3:26.986	3:26.986 (27)
30	39 A.SMITH	56.024	4 C.SCHWARTZ	1:38.837	11 F.WAKEMAN	53.352	30	11	+	3:27.414	3:30.798 (33)
31	69 M.EYEARS	56.102	79 C.VAN LANSCHOT	1:38.865	23 R.HYETT	53.572	31	69	10	3:27.504	3:30.332 (32)
32	31 A.MILLE	56.291	23 R.HYETT	1:38.986	31 A.MILLE	53.655	32	165	11	3:27.920	3:28.397 (29)
33	14 X.SANZ DE ACEDO	56.468	11 F.WAKEMAN	1:39.086	144 P.POCHCIOL	53.781	33	42	12	3:28.395	3:29.363 (31)
34	101 J.MEEUWISSEN	56.614	135 P.REYNOLDS	1:39.091	9 W.FRIEDRICHS	53.878	34	135	10	3:28.869	3:32.227 (37)
35	77 R.GREENHALGH	56.791	36 S.LYNN	1:39.170	69 M.EYEARS	53.891	35	23	10	3:29.701	3:31.114 (34)
36	135 P.REYNOLDS	56.930	77 R.GREENHALGH	1:39.259	101 J.MEEUWISSEN	54.352	36	31	12	3:29.795	3:31.195 (35)
37	23 R.HYETT	57.143	31 A.MILLE	1:39.849	42 S.KÖNIG	54.484	37	77	12	3:30.666	3:32.362 (38)
38	54 P.ZUMSTEIN	57.184	101 J.MEEUWISSEN	1:39.980	15 P.BUHOFFER	54.552	38	101	10	3:30.946	3:31.338 (36)
39	165 M.BATES	57.249	15 P.BUHOFFER	1:40.297	77 R.GREENHALGH	54.616	39	15	10	3:33.280	3:33.448 (39)
40	48 P.TOOMS	57.366	186 D.SMITHIES	1:40.411	37 X.MARTENS	54.642	40	54	12	3:33.379	3:35.410 (43)
41	53 C.COLL	57.474	64 B.KELLEN	1:41.055	54 P.ZUMSTEIN	54.686	41	5	10	3:33.696	3:33.696 (40)
42	72 N.SLEEP	57.530	5 S.JOEBSTL	1:41.135	5 S.JOEBSTL	54.803	42	64	10	3:34.176	3:34.937 (42)
43	188 S.OSBORNE	57.533	54 P.ZUMSTEIN	1:41.509	64 B.KELLEN	55.095	43	186	12	3:34.544	3:34.544 (41)
44	5 S.JOEBSTL	57.758	188 S.OSBORNE	1:42.223	188 S.OSBORNE	55.491	44	188	12	3:35.247	3:36.075 (44)
45	186 D.SMITHIES	57.792	129 K.AHLERS	1:42.630	61 C.NISTORICA	55.983	45	37	11	3:36.931	3:37.074 (45)
46	64 B.KELLEN	58.026	72 N.SLEEP	1:42.648	66 L.WOS	56.123	46	14	+	3:36.972	3:51.803 (62)
47	15 P.BUHOFFER	58.431	37 X.MARTENS	1:42.754	186 D.SMITHIES	56.341	47	72	12	3:38.527	3:44.761 (53)
48	27 R.FRANKEL	59.100	27 R.FRANKEL	1:43.018	27 R.FRANKEL	57.000	48	27	10	3:39.118	3:39.679 (46)
49	22 H.HAMUNEN	59.230	14 X.SANZ DE ACEDO	1:43.269	100 B.GEORGI	57.127	49	100	10	3:40.215	3:43.186 (49)
50	129 K.AHLERS	59.349	33 C.DICHTER	1:43.294	14 X.SANZ DE ACEDO	57.235	50	22	12	3:40.697	3:42.153 (47)
51	37 X.MARTENS	59.535	100 B.GEORGI	1:43.331	22 H.HAMUNEN	57.281	51	129	11	3:41.280	3:46.127 (56)
52	100 B.GEORGI	59.757	352 D.KONSTRUCK	1:44.135	46	57.878	52	48	10	3:41.287	3:44.407 (52)
53	352 D.KONSTRUCK	1:00.120	22 H.HAMUNEN	1:44.186	72 N.SLEEP	58.349	53	66	11	3:42.100	3:42.810 (48)
54	44 M.THORNE	1:00.216	44 M.THORNE	1:44.201	48 P.TOOMS	58.613	54	44	12	3:43.564	3:46.606 (57)
55	2 P.LAMBILLIOTTE	1:00.243	66 L.WOS	1:44.793	43 G.GOMES	58.785	55	61	7	3:43.625	3:45.081 (54)
56	66 L.WOS	1:01.184	619 S.TALWAR	1:45.160	33 C.DICHTER	58.953	56	33	10	3:43.909	3:44.018 (51)



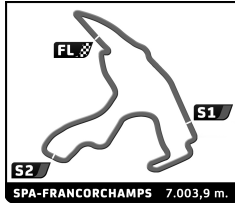
1-Spa Six Hours Endurance

SPA SIX HOURS

Qualifying 1

Best Sector Times

Sector 1		Sector 2		Sector 3		No Team	Class	Ideal Lap	Best Lap		
No Driver	Time	No Driver	Time	No Driver	Time						
57	33 C.DICHTER	1:01.662	48 P.TOOMS	1:45.308	44 M.THORNE	59.147	57	352	12	3:45.083	3:46.104 (55)
58	61 C.NISTORICA	1:01.858	46	1:45.605	129 K.AHLERS	59.301	58	46	10	3:47.014	3:47.043 (58)
59	43 G.GOMES	1:01.894	61 C.NISTORICA	1:45.784	619 S.TALWAR	59.486	59	43	10	3:48.279	3:48.279 (59)
60	202 E.DE WEERDT	1:02.373	511 N.KING	1:46.234	104 F.DE CHANTÉRAC	59.487	60	619	11	3:49.191	3:52.297 (64)
61	104 F.DE CHANTÉRAC	1:02.466	17 D.DESANTIS	1:47.302	616 S.ADRIAANS	1:00.111	61	511	11	3:49.709	3:51.790 (61)
62	511 N.KING	1:02.733	616 S.ADRIAANS	1:47.351	232	1:00.331	62	616	10	3:50.378	3:51.479 (60)
63	616 S.ADRIAANS	1:02.916	43 G.GOMES	1:47.600	49 M.GRAY	1:00.562	63	104	12	3:51.756	3:51.921 (63)
64	19 L.KERKHOFS	1:03.439	16 D.SMITH	1:48.564	511 N.KING	1:00.742	64	52	10	3:52.551	3:59.932 (70)
65	46	1:03.531	232	1:48.696	352 D.KONSBRUCK	1:00.828	65	17	11	3:52.562	3:55.557 (66)
66	17 D.DESANTIS	1:03.705	49 M.GRAY	1:49.494	17 D.DESANTIS	1:01.555	66	232	12	3:52.873	3:52.873 (65)
67	232	1:03.846	104 F.DE CHANTÉRAC	1:49.803	28 P.BORDET	1:01.756	67	49	12	3:55.909	4:01.168 (71)
68	62 C.GERMAIN	1:04.262	52 P.LAMBILLIOTTE	1:50.139	111 A.HERREMAN	1:01.907	68	16	11	3:56.727	3:57.415 (67)
69	619 S.TALWAR	1:04.545	28 P.BORDET	1:51.753	16 D.SMITH	1:01.937	69	28	s	3:58.765	3:59.868 (69)
70	28 P.BORDET	1:05.256	111 A.HERREMAN	1:52.182	52 P.LAMBILLIOTTE	1:02.169	70	111	11	3:59.644	3:59.644 (68)
71	111 A.HERREMAN	1:05.555	62 C.GERMAIN	1:52.292	110 R.OWEN	1:05.027	71	62	12	4:01.835	4:07.422 (74)
72	49 M.GRAY	1:05.853	32 F.BRANDT	1:53.582	62 C.GERMAIN	1:05.281	72	110	10	4:09.428	4:14.569 (75)
73	16 D.SMITH	1:06.226	110 R.OWEN	1:53.765	32 F.BRANDT	1:06.827	73	32	11	4:12.638	4:27.953 (77)
74	149 D.FORRIER	1:07.233	19 L.KERKHOFS	1:56.143	149 D.FORRIER	1:08.403	74	149	11	4:18.671	4:24.278 (76)
75	110 R.OWEN	1:10.636	55 P.DE CRAENE	1:56.786	91 S.SCHAMSCHULA	1:10.105	75	91	11	4:26.895	4:34.717 (78)
76	32 F.BRANDT	1:12.229	149 D.FORRIER	2:03.035	55 P.DE CRAENE	1:18.618	76	19	10	0:00.000	4:01.616 (72)




1-Spa Six Hours Endurance

SPA SIX HOURS

Qualifying 1

Best Top Speed

Team	Car	Class	Top Speed	Top 1 Kph Lap	Top 2 Kph Lap	Top 3 Kph Lap	Top 4 Kph Lap	Top 5 Kph Lap	Avg					
40	LOTUS Elan 26R	10	G. SHEDDEN	195.3	7	187.2	5	183.4	10	180.3	4	180.0	13	185.2
30	FORD GT40	+	M. GRAF VON OEYNSHAUSEN	191.8	7	187.2	5	186.9	11	173.1	6	171.2	3	182.0
98	FORD GT40	+	J. FARLEY	189.5	7	188.2	12	186.5	10	176.5	9	155.8	6	179.3
8	FORD GT40	+	D. HART	188.2	8	180.0	11	161.9	6	161.7	10	160.5	5	170.5
888	TVR Griffiths	12	J. DAVISON	184.3	9	160.0	10	160.0	6	145.2	5	144.0	7	158.7
1	FORD GT40	+	J. WRIGHT	183.7	6	173.4	9	165.1	8	161.9	10	158.1	4	168.4
36	FORD GT40	+	S. LYNN	183.7	5	180.0	6	172.0	8	165.1	4	162.9	9	172.7
7	FORD GT40	+	R. MEINS	181.5	3	172.2	5	170.3	4	167.2	6	155.8	10	169.4
2	GINETTA G4R	s	P. PEDERSEN	180.9	13	173.9	4	169.5	11	167.2	10	165.9	6	171.5
41	FORD GT40	+	D. FRANCHITTI	180.9	10	174.8	5	173.1	9	166.2	3	163.6	8	171.7
6	FORD GT40	+	G. PEARSON	180.3	10	178.2	12	172.0	9	170.1	8	163.1	11	172.7
24	LOTUS Elan	10	L. GRAF VON WEDEL	180.3	3	180.0	7	178.8	5	169.8	8	168.7	6	175.5
45	SHELBY Cobra	12	A. KOLB	180.3	13	177.3	7	166.9	6	165.9	10	160.0	8	170.1
11	FORD GT40	+	F. WAKEMAN	180.0	7	161.2	4	161.0	10	153.4	2	151.0	6	161.3
3	FORD GT40	+	N. DITTING	179.1	4	163.4	3	158.4	10	158.1	11	156.1	5	163.0
21	FORD GT40	+	O. BRYANT	178.5	11	177.0	5	171.2	4	164.9	3	160.0	6	170.3
53	PORSCHE 911	11	C. COLL	177.3	5	170.1	9	165.1	4	164.9	8	164.4	12	168.4
169	SHELBY Cobra Daytona	12	C. GRAF VON FABER-CASTELL	176.8	7	173.9	4	170.9	6	165.4	8	163.4	2	170.1
69	LOTUS 26R	10	M. EYEARS	175.0	9	169.3	5	159.8	4	151.7	8	147.9	7	160.7
165	PORSCHE 911	11	M. BATES	174.8	5	165.9	9	157.4	8	155.8	4	151.5	10	161.1
23	LOTUS Elan 26R	10	R. HYETT	173.4	11	162.7	6	157.9	5	154.5	1	153.0	7	160.3
48	LOTUS Elan 26R	10	P. TOOMS	173.1	5	157.7	6	151.3	3	146.1	11	141.2	7	153.9
18	FORD GT40	+	K. TILLEY	171.7	3	170.1	10	165.9	5	154.5	7	145.4	9	161.5
25	FORD GT40	+	T. WOOD	171.2	8	170.6	9	168.7	7	165.6	10	160.7	6	167.4
186	SHELBY Cobra Daytona	12	D. SMITHIES	170.9	5	169.0	6	158.8	4	142.9	7	141.0	9	156.5
135	LOTUS Elan 26R	10	P. REYNOLDS	170.6	11	163.1	10	158.4	8	155.4	9	134.7	3	156.4
39	JAGUAR E Type Lightweight	12	A. SMITH	169.5	4	163.6	6	161.7	5	160.2	3	156.1	8	162.2
35	FORD GT40	+	M. BIRCH	168.7	8	164.4	9	161.7	7	155.8	5	155.2	6	161.2
144	SHELBY Cobra Daytona Coupe	12	P. POCHCIOL	167.7	3	166.9	5	156.1	2	149.6	4	135.5	9	155.2
12	FORD GT40	+		166.9	13	161.9	5	154.7	6	152.8	4	150.6	12	157.4
73	TVR Griffith 200	12	K. SELDERS	166.7	11	157.7	8	156.1	4	149.0	9	143.4	5	154.6
79	FORD Falcon	10	C. VAN LANSCHOT	166.2	8	162.9	7	148.4	5	144.6	4	139.2	3	152.3
101	FORD Mustang	10	J. MEEUWISSEN	165.6	4	159.1	5	157.2	7	154.3	2	142.7	9	155.8
42	JAGUAR E Type	12	S. KÖNIG	163.9	9	159.8	6	148.6	8	144.4	7	138.8	4	151.1
54	AUSTIN HEALEY 3000 Mk2	12	P. ZUMSTEIN	163.6	7	151.3	6	146.9	8	140.6	9	131.5	5	146.8
10	FORD GT40	+	L. SANCHEZ	163.1	12	159.3	4	158.1	11	152.5	5	152.3	7	157.1
9	ASTON MARTIN DB4 GT DP214	12	W. FRIEDRICHS	162.2	9	155.8	5	155.2	3	149.6	8	140.6	7	152.7
188	JAGUAR E Type	12	S. OSBORNE	160.5	2	160.0	3	154.9	6	152.1	4	151.3	8	155.8
64	FORD Mustang	10	B. KELLEN	159.8	6	156.3	8	150.4	7	150.4	4	143.2	2	152.0
14	FORD GT40	+	X. SANZ DE ACEDO	159.3	8	145.0	7	144.8	5	141.5	6	130.6	3	144.2
52	LOTUS Elan	10	P. LAMBILLIOTTE	159.3	10	155.4	6	145.0	7	141.2	5	140.8	4	148.3
5	LOTUS Elan 26R	10	S. JOEBSTL	159.1	6	158.1	4	152.1	9	146.3	7	138.3	8	150.8
194	FORD GT40 Roadster	+	P. MACEDO SILVA	159.1	1	154.5	4	147.7	3	143.8	2	102.4	5	141.5
111	MG MGB	11	A. HERREMAN	158.8	3	151.9	2	135.2	1					148.6
77	SHELBY Cobra	12	R. GREENHALGH	157.0	5	149.6	7	149.4	9	139.2	2	131.7	8	145.4
15	LOTUS Elan 26R	10	P. BUHOFER	156.7	4	151.9	8	151.0	9	141.0	5	139.2	7	148.0
66	TURNER MKII	11	L. WOS	156.7	5	154.7	4	145.2	7	145.2	6	140.1	9	148.4
17	PORSCHE 911 SWB	11	D. DESANTIS	156.1	5	141.7	6	140.1	7	131.1	4	130.0	8	139.8
100	FORD 1964 Falcon Sprint	10	B. GEORGI	155.8	2	149.6	8	144.8	6	144.6	9	139.2	3	146.8
22	FORD Shelby Mustang 350 GT	12	H. HAMUNEN	155.6	7	147.3	8	143.2	3	142.5	4	128.6	2	143.4
43	LOTUS Elan	10	G. GOMES	155.6	4	153.6	8	140.1	2	132.2	3	124.7	7	141.2



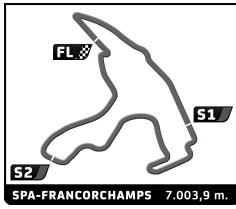
1-Spa Six Hours Endurance

SPA SIX HOURS

Qualifying 1

Best Top Speed

Team	Car	Class	Top Speed	Top 1		Top 2		Top 3		Top 4		Top 5		
				Kph	Lap	Kph	Lap	Kph	Lap	Kph	Lap	Kph	Lap	Avg
31	JAGUAR E Type	12	A. MILLE	155.4	2	154.9	8	152.3	3	149.0	9	147.9	6	151.9
352	SHELBY Mustang GT 350	12	D. KONSBRUCK	154.3	3	144.0	4	136.4	2	120.5	5	109.6	1	133.0
37	PORSCHE 911	11	X. MARTENS	153.8	3	150.2	10	148.6	9	146.5	7	142.5	4	148.3
27	FORD Falcon Spirit	10	R. FRANKEL	152.8	6	152.1	7	145.9	9	130.8	3	128.7	8	142.1
202	FORD Mustang	10	E. DE WEERDT	152.5	7	143.6	6	139.7	5	121.8	3	119.5	4	135.4
129	MORGAN Plus 4 Super Sports	11	K. AHLERS	152.3	3	144.0	9	140.3	10	137.1	2	133.0	6	141.3
61	JAGUAR E Type	7	C. NISTORICA	151.9	5	143.4	12	133.2	4	131.9	3	128.3	11	137.7
4	FORD GT40	+	C. SCHWARTZ	151.5	8	150.6	5	148.1	6	144.6	9	142.5	7	147.5
16	GILBERN 1800GT	11	D. SMITH	150.8	7	140.4	9	138.1	6	133.0	8	120.5	5	136.6
104	AUSTIN HEALEY 3000 MK2	12	F. DE CHANTÉRAC	150.8	3	148.8	11	137.9	5	137.1	7	136.0	10	142.1
28	MARCOS 1800 GT	s	P. BORDET	150.2	6	137.8	8	137.1	10	133.8	7	131.5	9	138.1
44	AUSTIN HEALEY 3000	12	M. THORNE	148.4	2	145.7	4	143.6	3	135.5	5	130.4	1	140.7
511	TRIUMPH TR4	11	N. KING	148.1	6	135.5	8	131.4	5	131.1	2	125.3	3	134.3
616	FORD Mustang Notchback	10	S. ADRIAANS	145.4	6	138.6	3	134.2	8	128.6	2	124.9	5	134.3
232	FORD Shelby Mustang 350 GT	12		144.2	6	128.6	7	127.4	9	125.7	5	118.4	10	128.9
72	FORD Shelby Mustang 350 GT	12	N. SLEEP	143.0	8	140.4	6	133.8	4	133.3	3	130.3	7	136.2
62	TVR Griffith 200	12	C. GERMAIN	142.7	7	135.2	4	129.7	6	127.2	8	125.1	2	132.0
33	FORD Mustang	10	C. DICHTER	141.7	3	138.1	4	126.8	6	125.1	5	120.9	7	130.5
149	MG MGB	11	D. FORRIER	141.2	2	130.6	5	125.1	4	110.1	1	103.3	3	122.1
46	LOTUS Elan 26R	10		141.0	3	127.2	4	114.5	2	99.9	1			120.7
49	JAGUAR E Type	12	M. GRAY	140.4	4	129.3	2	123.6	3	120.7	1			128.5
619	PORSCHE 911	11	S. TALWAR	140.1	4	138.6	9	134.5	3	131.9	8	126.8	7	134.4
19	FORD Mustang Mk1	10	L. KERKHOF	132.5	2	123.3	1	122.7	3	119.9	5	119.2	7	123.5
32	TVR Grantura MK III	11	F. BRANDT	129.2	4	114.9	3	108.9	2	102.8	5	99.4	7	111.0
110	FORD Galaxie 500XL	10	R. OWEN	124.7	2	119.2	7	115.3	5	107.6	4	103.7	6	114.1
91	TRIUMPH TR4	11	S. SCHAMSCHULA	124.3	6	112.6	2	112.6	4	106.9	5	104.4	3	112.2
55	PORSCHE 911	11	P. DE CRAENE	87.9	1									87.9
200	JAGUAR E Type	12	S. BERCHON											




1-Spa Six Hours Endurance

SPA SIX HOURS

Qualifying 1

Fastest Lap Sequence

Elapsed	No Team	Car	Class	Driver	Time	Kph	Lap
6:50.203	30	FORD GT40	+	Marcus GRAF VON OEYNSHAUSEN	3:21.767	125.0	2
10:10.409	30	FORD GT40	+	Marcus GRAF VON OEYNSHAUSEN	3:20.206	125.9	3
14:30.135	7	FORD GT40	+	Richard MEINS	3:17.500	127.7	4
16:57.791	30	FORD GT40	+	Marcus GRAF VON OEYNSHAUSEN	3:12.890	130.7	5
20:09.263	30	FORD GT40	+	Marcus GRAF VON OEYNSHAUSEN	3:11.472	131.7	6
23:19.581	30	FORD GT40	+	Marcus GRAF VON OEYNSHAUSEN	3:10.318	132.5	7
38:11.879	30	FORD GT40	+	Marcus GRAF VON OEYNSHAUSEN	3:07.942	134.2	11



1-Spa Six Hours Endurance


SPA SIX HOURS

Qualifying 1

Sector Analysis

— Invalidated Lap ■ Personal Best ■ Session Best B Crossing the pit lane

Lap	D	Time	Sector 1	Sector 2	Sector 3	T.Spd	Elapsed	Lap	D	Time	Sector 1	Sector 2	Sector 3	T.Spd	Elapsed	
1	1.Jason WRIGHT		3.Michael GANS				FORD GT40									
	2.Andrew WOLFE															
	1	1	4:33.205	1:39.808	1:52.976	1:00.421	124.6	4:33.205	8	1	10:49.853	8:10.180	1:43.669	56.004	151.5	53:44.943
	2	1	3:43.079	58.507	1:46.434	58.138	147.5	8:16.284	9	1	3:27.802	55.478	1:39.769	52.555	144.6	57:12.745
	3	1	3:40.211	1:01.355	1:39.814	59.042	151.3	11:56.495								
	4	1	3:49.861	B 59.623	1:40.897	1:09.341	158.1	15:46.356								
	5	1	6:20.572	3:46.114	1:39.809	54.649	145.2	22:06.928								
	6	1	3:19.735	52.580	1:34.925	52.230	183.7	25:26.663								
	7	1	3:43.530	B 57.867	1:41.134	1:04.529	141.2	29:10.193								
	8	1	5:21.686	2:52.810	1:35.135	53.741	165.1	34:31.879								
	9	1	3:25.621	52.955	1:38.407	54.259	173.4	37:57.500								
10	1	4:43.707	B 56.052	1:57.463	1:50.192	161.9	42:41.207									
2	1.Palle Birkelund PEDERSEN		3.Alexander WEISS				GINETTA G4R									
	2.Nicolai Torsland KJAERGA															
	1	1	3:39.399	1:01.052	1:43.325	55.022	117.5	3:39.399								
	2	1	3:26.152	56.851	1:37.271	52.030	147.5	7:05.551								
	3	1	3:28.248	57.536	1:37.593	53.119	141.9	10:33.799								
	4	1	3:28.737	56.079	1:36.734	55.924	173.9	14:02.536								
	5	1	3:25.752	57.445	1:36.346	51.961	152.8	17:28.288								
	6	1	3:19.879	53.804	1:35.479	50.596	165.9	20:48.167								
	7	1	3:33.545	B 55.543	1:37.037	1:00.965	141.7	24:21.712								
	8	1	5:20.355	2:49.659	1:39.012	51.684	151.9	29:42.067								
	9	1	3:21.774	54.347	1:36.194	51.233	162.4	33:03.841								
	10	1	3:21.901	54.334	1:36.000	51.567	167.2	36:25.742								
	11	1	3:48.597	B 56.307	1:39.773	1:12.517	169.5	40:14.339								
12	1	11:37.215	9:10.049	1:35.930	51.236	163.6	51:51.554									
13	1	3:18.691	53.409	1:34.679	50.603	180.9	55:10.245									
3	1.Nikolaus DITTING						FORD GT40									
	2.Samuel HANCOCK															
	1	1	10:36.050	7:35.176	1:55.376	1:05.498	121.6	10:36.050								
	2	1	3:58.400	1:04.051	1:53.804	1:00.545	149.0	14:34.450								
	3	1	3:32.950	59.258	1:40.478	53.214	163.4	18:07.400								
	4	1	3:21.843	54.661	1:36.407	50.775	179.1	21:29.243								
	5	1	3:40.025	B 52.988	1:40.070	1:06.967	156.1	25:09.268								
	6	1	7:20.734	4:40.392	1:42.151	58.191	143.6	32:30.002								
	7	1	3:36.527	58.664	1:43.040	54.823	149.8	36:06.529								
	8	1	3:31.556	57.620	1:39.303	54.633	153.4	39:38.085								
	9	1	5:25.775	B 1:08.980	1:59.085	2:17.710	129.0	45:03.860								
10	1	8:22.125	5:48.005	1:39.806	54.314	158.4	53:25.985									
11	1	3:25.914	54.137	1:39.280	52.497	158.1	56:51.899									
4	1.Christophe SCHWARTZ		3.Andrew NEWALL				FORD GT40									
	2.Alexander PLEIMES															
	1	1	6:52.700	3:45.888	1:58.584	1:08.228	109.6	6:52.700								
	2	1	4:05.520	1:08.358	1:53.733	1:03.429	113.7	10:58.220								
	3	1	4:18.019	B 1:07.175	1:57.069	1:13.775	105.0	15:16.239								
	4	1	9:17.850	6:37.743	1:43.748	56.359	129.0	24:34.089								
	5	1	3:27.448	55.164	1:38.837	53.447	150.6	28:01.537								
6	1	3:42.497	B 55.921	1:40.807	1:05.769	148.1	31:44.034									
7	1	11:11.056	B 7:17.549	1:59.538	1:53.969	142.5	42:55.090									
5	1.Stephan JOEBSTL		3.Rob HALL				LOTUS Elan 26R									
	2.George MCDONALD															
	1	1	4:35.875	1:38.884	1:54.377	1:02.614	110.3	4:35.875								
	2	1	3:58.510	1:04.052	1:50.031	1:04.427	127.7	8:34.385								
	3	1	4:20.800	B 1:07.694	1:57.205	1:15.901	128.0	12:55.185								
	4	1	5:15.846	2:35.246	1:43.098	57.502	158.1	18:11.031								
	5	1	3:39.218	58.614	1:45.704	54.900	137.9	21:50.249								
	6	1	3:33.696	57.758	1:41.135	54.803	159.1	25:23.945								
	7	1	3:48.870	B 1:01.186	1:42.621	1:05.063	146.3	29:12.815								
	8	1	6:11.289	3:24.106	1:48.397	58.786	138.3	35:24.104								
	9	1	3:33.335	58.495	1:40.679	54.161	152.1	38:57.439								
10	1	5:28.377	B 1:06.935	1:59.421	2:22.021	102.0	44:25.816									
6	1.Gary PEARSON		3.Chris HARRIS				FORD GT40									
	2.Alex BRUNDLE															
	1	1	5:08.466	2:17.232	1:51.744	59.490	104.9	5:08.466								
	2	1	3:42.941	1:01.604	1:45.155	56.182	136.7	8:51.407								
	3	1	3:41.186	59.257	1:45.656	56.273	136.0	12:32.593								
	4	1	3:54.250	B 1:00.346	1:40.236	1:13.668	149.2	16:26.843								
	5	1	5:42.936	3:04.512	1:43.195	55.229	132.2	22:09.779								
	6	1	3:30.684	55.716	1:39.353	55.615	149.8	25:40.463								
	7	1	3:33.102	55.801	1:40.752	56.549	150.6	29:13.565								
	8	1	3:42.799	B 55.284	1:40.482	1:07.033	170.1	32:56.364								
	9	1	5:33.887	3:08.718	1:34.441	50.728	172.0	38:30.251								
	10	1	5:11.147	B 50.796	2:04.295	2:16.056	180.3	43:41.398								
11	1	8:17.342	5:49.759	1:37.862	49.721	163.1	51:58.740									
12	1	3:10.605	49.973	1:31.205	49.427	178.2	55:09.345									
7	1.Richard MEINS		3.Rob HUFF				FORD GT40									
	2.Chris LILLINGSTON PRICI															
	1	1	4:28.063	1:47.077	1:44.196	56.790	144.4	4:28.063								
	2	1	3:24.251	55.187	1:35.719	53.345	151.3	7:52.314								
	3	1	3:20.321	51.875	1:34.437	54.009	181.5	11:12.635								
	4	1	3:17.500	54.350	1:32.271	50.879	170.3	14:30.135								
	5	1	3:13.834	50.753	1:34.576	48.505	172.2	17:43.969								
	6	1	3:22.486	B 51.274	1:33.075	58.137	167.2	21:06.455								
	7	1	6:20.594	3:29.801	1:48.042	1:02.751	134.7	27:27.049								
	8	1	3:58.671	1:06.904	1:50.729	1:01.038	107.4	31:25.720								
	9	1	4:08.205	B 1:02.458	1:49.526	1:16.221	139.4	35:33.925								
10	1	6:21.254	B 3:04.602	1:52.059	1:24.593	155.8	41:55.179									
8	1.David HART		3.Nicky PASTORELLI				FORD GT40									
	2.Olivier HART															
	1	1	5:15.459	2:35.138	1:41.970	58.351	147.3	5:15.459								
	2	1	3:31.205	56.544	1:39.891	54.770	140.3	8:46.664								
	3	1	3:31.077	55.807	1:37.682	57.588	151.0	12:17.741								
	4	1	3:30.936	57.971	1:38.126	54.839	156.3	15:48.677								
	5	1	3:40.041	B 54.963	1:41.037	1:04.041	160.5	19:28.718								
6	1	5:37.691	3:09.993	1:36.810	50.888	161.9	25:06.409									
7	1	3:19.103	52.621	1:35.418	51.064	153.0	28:25.512									



1-Spa Six Hours Endurance

SPA SIX HOURS

Qualifying 1

Sector Analysis

— Invalidated Lap ■ Personal Best ■ Session Best ■ Crossing the pit lane

Lap	D	Time	Sector 1	Sector 2	Sector 3	T.Spd	Elapsed	Lap	D	Time	Sector 1	Sector 2	Sector 3	T.Spd	Elapsed
8	1	3:12.815	51.321	1:31.115	50.379	188.2	31:38.327	5	1	3:25.377	53.736	1:40.018	51.623	161.9	17:36.976
9	1	3:36.049B	55.345	1:41.920	58.784	149.6	35:14.376	6	1	3:36.101B	54.381	1:36.567	1:05.153	154.7	21:13.077
10	1	7:58.293B	3:52.171	2:05.197	2:00.925	161.7	43:12.669	7	1	6:34.609	3:38.636	1:54.180	1:01.793	120.3	27:47.686
11	1	9:32.168B	6:44.726	1:40.896	1:06.546	180.0	52:44.837	8	1	3:40.777	58.528	1:46.099	56.150	139.5	31:28.463

ASTON MARTIN DB4 GT DP214							
9	1.Wolfgang FRIEDRICHS		3.Simon HADFIELD		12		
	2.Paul FRIEDRICHS						
1	1	4:27.153	1:30.633	1:57.565	58.955	106.6	4:27.153
2	1	3:46.707	1:01.525	1:46.942	58.240	130.4	8:13.860
3	1	3:56.033B	57.053	1:46.124	1:12.856	155.2	12:09.893
4	1	7:26.527	4:41.874	1:45.504	59.149	128.4	19:36.420
5	1	3:33.798	55.986	1:43.200	54.612	155.8	23:10.218
6	1	3:49.733B	56.859	1:47.776	1:05.098	139.9	26:59.951
7	1	4:58.534	2:26.755	1:37.785	53.994	140.6	31:58.485
8	1	3:32.836	57.389	1:39.202	56.245	149.6	35:31.321
9	1	3:26.758	55.186	1:37.694	53.878	162.2	38:58.079
10	1	5:10.357B	1:02.812	2:00.217	2:07.328	115.9	44:08.436

FORD GT40							
10	1.Luco SANCHEZ		3.Michael FUNKE		+		
	2.Nick SALEWSKY						
1	1	4:01.752	1:20.638	1:43.381	57.733	132.8	4:01.752
2	1	3:23.746	54.828	1:37.037	51.881	150.2	7:25.498
3	1	3:22.998	54.197	1:37.401	51.400	140.6	10:48.496
4	1	3:20.715	51.765	1:36.549	52.401	159.3	14:09.211
5	1	3:40.733B	55.256	1:41.863	1:03.614	152.5	17:49.944
6	1	6:51.509	4:15.727	1:40.700	55.082	120.5	24:41.453
7	1	3:25.112	55.104	1:36.621	53.387	152.3	28:06.565
8	1	3:35.039B	53.543	1:36.869	1:04.627	133.8	31:41.604
9	1	4:59.366	2:29.549	1:38.276	51.541	149.8	36:40.970
10	1	3:53.646B	53.064	1:39.712	1:20.870	147.9	40:34.616
11	1	11:29.085	8:57.112	1:39.998	51.975	158.1	52:03.701
12	1	3:13.403	51.035	1:32.877	49.491	163.1	55:17.104

FORD GT40							
11	1.Frederic WAKEMAN		3.Mike GRANT-PETERKIN		+		
	2.Andrew SMITH						
1	1	5:52.329	3:05.877	1:48.910	57.542	132.8	5:52.329
2	1	3:41.970	1:01.168	1:45.138	55.664	153.4	9:34.299
3	1	3:31.310	57.035	1:39.086	55.189	142.5	13:05.609
4	1	3:42.104B	1:00.994			161.2	16:47.713
5	1	7:41.313	4:55.036	1:48.496	57.781	140.1	24:29.026
6	1	3:30.798	56.721	1:40.725	53.352	151.0	27:59.824
7	1	3:31.264	54.976	1:40.213	56.075	180.0	31:31.088
8	1	4:08.185B	1:02.040	1:51.612	1:14.533	130.6	35:39.273
9	1	7:13.976B	3:19.453			150.0	42:53.249
10	1	10:16.123	7:39.025	1:42.654	54.444	161.0	53:09.372
11	1	3:38.155	56.364	1:46.414	55.377	144.0	56:47.527

FORD GT40							
12	2.Georg GRIESEMANN						
	1	1	3:35.055	57.239	1:42.902	54.914	149.6
2	1	3:27.931	55.912	1:38.310	53.709	142.7	7:02.986
3	1	3:40.835	59.089	1:42.489	59.257	129.2	10:43.821
4	1	3:27.778	54.771	1:40.833	52.174	152.8	14:11.599


13	1	3:19.430	52.743	1:34.814	51.873	166.9	55:36.954
----	---	----------	--------	----------	--------	-------	-----------

FORD GT40							
14	1.Xavier SANZ DE ACEDO		3.Mike THORNE		+		
	2.Robert RAWE						
1	1	5:27.749	2:23.970	1:55.771	1:08.008	110.9	5:27.749
2	1	4:40.172	1:08.911	2:25.390	1:05.871	114.8	10:07.921
3	1	4:22.806B	1:08.397	1:54.135	1:20.274	130.6	14:30.727
4	1	8:02.335	5:02.887	1:56.601	1:02.847	119.1	22:33.062
5	1	3:51.803	1:01.716	1:47.473	1:02.614	144.8	26:24.865
6	1	4:07.014B	1:02.891	1:47.082	1:17.041	141.5	30:31.879
7	1	7:28.340	4:47.836	1:43.269	57.235	145.0	38:00.219
8	1	4:48.496B	56.468	2:02.557	1:49.471	159.3	42:48.715

LOTUS Elan 26R							
15	1.Philipp BUHOFER		3.Rüdiger FRIEDRICHS		10		
	2.Andy WILLIS						
1	1	4:29.706	1:35.579	1:54.350	59.777	112.9	4:29.706
2	1	3:51.464	1:03.497	1:46.407	1:01.560	129.3	8:21.170
3	1	3:49.527	1:05.787	1:45.656	58.084	139.2	12:10.697
4	1	3:50.372B	59.876	1:41.814	1:08.682	156.7	16:01.069
5	1	6:16.046	3:33.019	1:44.482	58.545	141.0	22:17.115
6	1	3:40.691	59.446	1:44.239	57.006	135.7	25:57.806
7	1	3:53.371B	58.431	1:45.358	1:09.582	139.2	29:51.177
8	1	5:34.890	2:51.071	1:45.689	58.130	151.9	35:26.067
9	1	3:33.448	58.599	1:40.297	54.552	151.0	38:59.515
10	1	5:35.910B	1:06.182	1:59.575	2:30.153	111.6	44:35.425

GILBERN 1800GT							
16	1.David SMITH				11		
	2.Iain ROWLEY						
1	1	4:50.745	1:32.067	2:06.485	1:12.193	87.4	4:50.745
2	1	4:26.191	1:14.846	1:59.161	1:12.184	104.7	9:16.936
3	1	4:27.623	1:15.723	2:00.647	1:11.253	104.9	13:44.559
4	1	4:34.194B	1:12.956	1:59.803	1:21.435	113.3	18:18.753
5	1	7:13.897	4:14.407	1:53.706	1:05.784	120.5	25:32.650
6	1	4:04.542	1:07.274	1:53.892	1:03.376	138.1	29:37.192
7	1	4:00.103	1:06.226	1:48.564	1:05.313	150.8	33:37.295
8	1	3:57.415	1:06.573	1:48.905	1:01.937	133.0	37:34.710
9	1	4:47.543B	1:06.846	2:03.182	1:37.515	140.4	42:22.253

PORSCHE 911 SWB							
17	1.Dean DESANTIS				11		
	2.David HINTON						
1	1	6:53.202	3:30.476	2:08.974	1:13.752	99.2	6:53.202
2	1	4:54.238B	1:15.156	2:06.761	1:32.321	111.7	11:47.440
3	1	8:05.749	5:34.813	2:06.151	1:04.785	108.7	20:33.189
4	1	4:01.857	1:08.069	1:49.281	1:04.507	131.1	24:35.046
5	1	3:56.687	1:05.285	1:49.220	1:02.182	156.1	28:31.733



1-Spa Six Hours Endurance


SPA SIX HOURS

Qualifying 1

Sector Analysis

— Invalidated Lap ■ Personal Best ■ Session Best B Crossing the pit lane

Lap	D	Time	Sector 1	Sector 2	Sector 3	T.Spd	Elapsed	Lap	D	Time	Sector 1	Sector 2	Sector 3	T.Spd	Elapsed
6	1	4:00.256	1:09.039	1:49.662	1:01.555	141.7	32:31.989	10	1	14:05.227 B	2:12.508	2:27.577	9:25.142	87.2	55:53.473
7	1	3:55.557	1:04.118	1:49.788	1:01.651	140.1	36:27.546	<div style="border: 1px solid black; padding: 5px;"> 23 1.Ross HYETT 2.Charlie HYETT LOTUS Elan 26R 10 </div>							
8	1	4:15.682 B	1:03.705	1:47.302	1:24.675	130.0	40:43.228								
<div style="border: 1px solid black; padding: 5px;"> 18 1.Kyle TILLEY 2.Miles GRIFFITHS 3.Jake HILL FORD GT40 + </div>															
1	1	6:01.141 B	2:56.701	1:52.025	1:12.415	128.9	6:01.141	1	1	3:39.507	49.642	1:50.107	59.758	154.5	3:39.507
2	1	7:57.325 B	4:49.892	1:53.056	1:14.377	104.5	13:58.466	2	1	3:49.340	1:01.605	1:46.440	1:01.295	125.7	7:28.847
3	1	6:53.644	4:22.571	1:38.763	52.310	171.7	20:52.110	3	1	4:04.842 B	1:01.398	1:46.333	1:17.111	147.9	11:33.689
4	1	3:28.462	54.696	1:41.912	51.854	140.1	24:20.572	4	1	4:16.039 B	1:19.244	1:46.667	1:10.128	149.0	15:49.728
5	1	3:17.997	51.585	1:34.630	51.782	165.9	27:38.569	5	1	11:20.293	8:39.577	1:40.992	59.724	157.9	27:10.021
6	1	3:24.392	53.296	1:40.763	50.333	121.6	31:02.961	6	1	3:27.744	56.292	1:38.275	53.177	162.7	30:37.765
7	1	3:31.386 B	51.091	1:36.706	1:03.589	154.5	34:34.347	7	1	3:39.856	1:06.047	1:40.237	53.572	153.0	34:17.621
8	1	6:59.869 B	3:54.578	1:42.036	1:23.255	140.8	41:34.216	8	1	3:31.114	57.190	1:39.860	54.064	150.8	37:48.735
9	1	10:26.429	7:52.850	1:42.336	51.243	145.4	52:00.645	9	1	4:37.683 B	57.383	1:59.875	1:40.425	145.9	42:26.418
10	1	3:13.606	50.285	1:32.979	50.342	170.1	55:14.251	10	1	10:04.557	7:26.381	1:42.676	55.500	141.5	52:30.975
<div style="border: 1px solid black; padding: 5px;"> 19 1.Ludo KERKHOFS 2.EDWIN GEERAERTS FORD Mustang Mk1 10 </div>															
1	1	6:00.515	3:01.436			123.3	6:00.515	11	1	3:31.163	57.143	1:38.986	55.034	173.4	56:02.138
2	1	4:01.616	1:03.439			132.5	10:02.131	<div style="border: 1px solid black; padding: 5px;"> 24 1.Lando GRAF VON WEDEL 2.Alexis GRAF VON WEDEL LOTUS Elan 10 </div>							
3	1	4:07.668	1:07.842			122.7	14:09.799								
4	1	4:23.249 B	1:09.935	1:57.244	1:16.070	118.9	18:33.048	1	1	4:18.566	1:33.303	1:48.799	56.464	115.4	4:18.566
5	1	4:38.712 B	1:29.781	1:56.143	1:12.788	119.9	23:11.760	2	1	3:33.665	59.188	1:40.052	54.425	150.8	7:52.231
6	1	6:32.748	3:26.458			118.2	29:44.508	3	1	3:44.513 B	55.688	1:38.155	1:10.670	180.3	11:36.744
7	1	4:46.706 B	1:05.034	2:07.407	1:34.265	119.2	34:31.214	4	1	5:36.307	3:03.053	1:40.697	52.557	150.8	17:13.051
<div style="border: 1px solid black; padding: 5px;"> 21 1.Oliver BRYANT 2.Joe TWYMAN 3.Phil KEEN FORD GT40 + </div>															
1	1	4:40.215	1:57.137	1:42.852	1:00.226	117.5	4:40.215	5	1	3:22.986	54.774	1:36.623	51.589	178.8	20:36.037
2	1	3:35.968	57.904	1:42.618	55.446	148.6	8:16.183	6	1	3:26.441	56.124	1:37.747	52.570	168.7	24:02.478
3	1	3:28.563	56.279	1:35.774	56.510	164.9	11:44.746	7	1	3:22.416	54.281	1:35.844	52.291	180.0	27:24.894
4	1	3:22.213	59.001	1:33.732	49.480	171.2	15:06.959	8	1	3:24.824	55.822	1:37.004	51.998	169.8	30:49.718
5	1	3:13.619	50.611	1:31.654	51.354	177.0	18:20.578	9	1	3:42.728 B	55.992	1:37.268	1:09.468	144.4	34:32.446
6	1	3:37.794 B	54.401	1:38.302	1:05.091	160.0	21:58.372	10	1	5:48.929 B	2:57.092	1:37.145	1:14.692	155.2	40:21.375
7	1	5:55.144	3:14.371	1:45.914	54.859	115.1	27:53.516	<div style="border: 1px solid black; padding: 5px;"> 25 1.Tony WOOD 2.William NUTHALL 3.Michael LYONS FORD GT40 + </div>							
8	1	3:35.202	55.946	1:43.431	55.825	137.1	31:28.718								
9	1	4:12.299 B	1:00.415	1:56.112	1:15.772	123.0	35:41.017	1	1	5:32.616	2:35.326	1:53.782	1:03.508	112.7	5:32.616
10	1	7:17.334 B	3:21.087	2:00.053	1:56.194	146.3	42:58.351	2	1	3:55.410	1:02.582	1:52.064	1:00.764	117.4	9:28.026
11	1	8:51.347	6:25.813	1:35.124	50.410	178.5	51:49.698	3	1	4:02.372 B	1:01.571	1:47.194	1:13.607	149.6	13:30.398
12	1	3:13.057	51.620	1:32.487	48.950	156.5	55:02.755	4	1	6:01.059	3:27.869	1:40.085	53.105	147.5	19:31.457
<div style="border: 1px solid black; padding: 5px;"> 22 1.Henry HAMUNEN 2.Mika LAINE 3.Jonni ENQVIST FORD Shelby Mustang 350 GT 12 </div>															
1	1	4:17.647	1:29.149	1:50.754	57.744	111.8	4:17.647	5	1	3:29.738	53.825	1:42.857	53.056	140.3	23:01.195
2	1	3:45.391	1:03.924	1:44.186	57.281	128.6	8:03.038	6	1	3:16.915	52.024	1:34.974	49.917	160.7	26:18.110
3	1	3:42.153	59.230	1:44.320	58.603	143.2	11:45.191	7	1	3:15.881	52.165	1:33.780	49.936	168.7	29:33.991
4	1	4:06.288 B	1:11.870	1:44.845	1:09.573	142.5	15:51.479	8	1	3:16.634	50.895	1:34.875	50.864	171.2	32:50.625
5	1	7:22.064	4:35.904	1:47.310	58.850	114.6	23:13.543	9	1	3:13.358	50.699	1:33.866	48.793	170.6	36:03.983
6	1	3:59.152	1:02.350	1:49.601	1:07.201	120.1	27:12.695	10	1	3:14.283	51.278	1:33.667	49.338	165.6	39:18.266
7	1	3:40.773	59.113	1:44.507	57.153	155.6	30:53.468	11	1	5:27.445 B	1:05.144	1:49.611	2:32.690	111.6	44:45.711
8	1	4:00.194 B	1:03.999	1:47.101	1:09.094	147.3	34:53.662	<div style="border: 1px solid black; padding: 5px;"> 27 1.Richard FRANKEL 2.Geoffrey TURRAL 3.Louis FRANKEL FORD Falcon Spirit 10 </div>							
9	1	6:54.584 B	3:32.447			126.9	41:48.246								
1	1	4:44.182	1:20.914	2:06.782	1:16.486	87.2	4:44.182	1	1	4:19.649	1:13.174			105.0	9:03.831
2	1	4:19.649	1:13.174					2	1	4:14.077	1:08.432	1:54.864	1:10.781	130.8	13:17.908
3	1	4:14.077	1:08.432	1:54.864	1:10.781	130.8	17:37.402	3	1	4:19.494 B	1:10.867	1:52.814	1:15.813	109.6	21:57.402
4	1	4:19.494 B	1:10.867	1:52.814	1:15.813	109.6	23:16.804	4	1	6:27.361	3:38.879	1:48.728	59.754	120.5	24:04.763
5	1	6:27.361	3:38.879	1:48.728	59.754	120.5	27:12.695	5	1	3:46.704	1:02.457			152.8	27:51.467
6	1	3:46.704	1:02.457					6	1	3:39.679	59.262	1:43.417	57.000	152.1	31:31.146
7	1	3:39.679	59.262	1:43.417	57.000	152.1	31:31.146	7	1	3:49.691	1:02.805	1:48.293	58.593	128.7	35:20.837
8	1	3:49.691	1:02.805	1:48.293	58.593	128.7	35:20.837								



1-Spa Six Hours Endurance


SPA SIX HOURS

Qualifying 1

Sector Analysis

— Invalidated Lap ■ Personal Best ■ Session Best B Crossing the pit lane

Lap	D	Time	Sector 1	Sector 2	Sector 3	T.Sp	Elapsed	Lap	D	Time	Sector 1	Sector 2	Sector 3	T.Sp	Elapsed
9	1	3:50.449 B	59.100	1:43.018	1:08.331	145.9	39:11.286	6	1	4:29.493	1:17.870	2:02.498	1:09.125	97.8	32:40.058
MARCOS 1800 GT								7	1	5:34.306 B	1:21.208	2:15.747	1:57.351	99.4	38:14.364
28	1.Pierre-Etienne BORDET 2.Emeric BORDET							FORD Mustang							
1	1	5:31.423 B	2:11.226	2:00.071	1:20.126	104.3	5:31.423	1	1	4:15.306	1:24.000	1:50.389	1:00.917	102.1	4:15.306
2	1	6:12.368	3:05.022	1:56.857	1:10.489	119.6	11:43.791	2	1	3:50.060	1:05.047	1:45.898	59.115	111.5	8:05.366
3	1	4:31.365	1:16.492	2:01.049	1:13.824	117.6	16:15.156	3	1	3:44.018	1:01.771	1:43.294	58.953	141.7	11:49.384
4	1	4:17.940	1:12.256	2:00.254	1:05.430	128.7	20:33.096	4	1	3:54.722 B	1:01.662	1:43.406	1:09.654	138.1	15:44.106
5	1	4:14.160	1:12.327	1:58.105	1:03.728	121.3	24:47.256	5	1	13:58.445	...	1:59.931	1:05.937	125.1	29:42.551
6	1	3:59.868	1:06.359	1:51.753	1:01.756	150.2	28:47.124	6	1	4:06.516	1:09.201	1:53.272	1:04.043	126.8	33:49.067
7	1	4:03.233	1:07.153	1:53.784	1:02.296	133.8	32:50.357	7	1	4:08.460	1:07.917	1:56.196	1:04.347	120.9	37:57.527
8	1	4:01.372	1:05.256	1:54.088	1:02.028	137.8	36:51.729	8	1	5:28.759 B	1:11.870	2:11.118	2:05.771	113.4	43:26.286
9	1	4:37.793 B	1:08.926	1:56.361	1:32.506	131.5	41:29.522	FORD GT40							
10	1	11:09.091	8:10.885	1:54.228	1:03.978	137.1	52:38.613	35	1.Michael BIRCH 2.Darren BURKE						
11	1	4:02.231	1:07.174	1:52.568	1:02.489	128.6	56:40.844	1	1	4:44.482	1:50.207	1:49.289	1:04.986	115.0	4:44.482
FORD GT40								2	1	3:53.343	1:05.926	1:48.520	58.897	118.8	8:37.825
30	1.Marcus GRAF VON OEYN 2.Nico VERDONCK							FORD GT40							
1	1	3:28.436	51.650	1:43.397	53.389	131.7	3:28.436	3	1	3:36.905	59.919	1:40.429	56.557	151.9	12:14.730
2	1	3:21.767	53.393	1:35.831	52.543	153.6	6:50.203	4	1	3:34.112	1:01.153	1:39.487	53.472	138.1	15:48.842
3	1	3:20.206	52.802	1:37.390	50.014	171.2	10:10.409	5	1	3:30.177	56.293	1:39.822	54.062	155.8	19:19.019
4	1	3:34.492	54.755	1:39.361	1:00.376	157.7	13:44.901	6	1	3:25.880	55.217	1:38.485	52.178	155.2	22:44.899
5	1	3:12.890	50.842	1:33.762	48.286	187.2	16:57.791	7	1	3:23.740	54.450	1:37.896	51.394	161.7	26:08.639
6	1	3:11.472	49.809	1:33.829	47.834	173.1	20:09.263	8	1	3:19.488	53.185	1:35.488	50.815	168.7	29:28.127
7	1	3:10.318	50.647	1:31.588	48.083	191.8	23:19.581	9	1	3:33.912 B	53.483	1:37.481	1:02.948	164.4	33:02.039
8	1	3:11.278	51.171	1:31.039	49.068	170.3	26:30.859	10	1	5:38.113	3:10.041	1:36.544	51.528	133.2	38:40.152
9	1	3:21.811 B	51.478	1:33.807	56.526	166.9	29:52.670	11	1	5:04.464 B	53.225	1:55.115	2:16.124	146.9	43:44.616
10	1	5:11.267	2:45.348	1:37.233	48.686	160.7	35:03.937	FORD GT40							
11	1	3:07.942	49.555	1:30.838	47.549	186.9	38:11.879	36	1.Shaun LYNN 2.Maxwell LYNN						
12	1	4:50.886 B	54.322	2:04.171	1:52.393	160.2	43:02.765	1	1	4:30.978	1:38.495	1:51.901	1:00.582	133.5	4:30.978
13	1	9:00.371	6:24.403	1:43.686	52.282	129.5	52:03.136	2	1	3:52.478 B	58.907	1:47.321	1:06.250	142.1	8:23.456
14	1	3:23.232	52.671	1:37.468	53.093	160.0	55:26.368	3	1	7:53.140	5:15.145	1:43.511	54.484	135.8	16:16.596
JAGUAR E Type								4	1	3:31.694	57.406	1:39.542	54.746	165.1	19:48.290
31	1.Armand MILLE 2.Yves SCEMAMA							JAGUAR E Type							
1	1	6:16.256	3:29.192	1:48.211	58.853	118.3	6:16.256	5	1	3:28.952	54.945	1:39.929	54.078	183.7	23:17.242
2	1	3:52.805	58.132	1:49.986	1:04.687	155.4	10:09.061	6	1	4:05.541 B	55.546	1:54.365	1:15.630	180.0	27:22.783
3	1	3:48.394	1:00.412	1:46.177	1:01.805	152.3	13:57.455	7	1	5:50.760	3:16.682	1:40.949	53.129	157.2	33:13.543
4	1	3:37.662	58.363	1:42.258	57.041	145.2	17:35.117	8	1	3:25.687	54.503	1:39.732	51.452	172.0	36:39.230
5	1	3:31.195	57.018	1:39.849	54.328	142.7	21:06.312	9	1	3:49.398 B	53.375	1:39.170	1:16.853	162.9	40:28.628
6	1	3:46.165 B	57.372	1:42.035	1:06.758	147.9	24:52.477	Porsche 911							
7	1	7:22.169	4:39.674	1:46.337	56.158	128.4	32:14.646	37	1.Xavier MARTENS 2.Bas VAN ELDEREN						
8	1	3:33.374	56.930	1:42.241	54.203	154.9	35:48.020	1	1	6:29.839	3:31.099	1:56.338	1:02.402	102.0	6:29.839
9	1	3:32.827	56.291	1:42.881	53.655	149.0	39:20.847	2	1	3:59.028	1:04.703	1:51.936	1:02.389	140.1	10:28.867
10	1	5:30.358 B	1:12.682	2:00.251	2:17.425	108.7	44:51.205	3	1	3:58.928	1:05.651	1:54.269	59.008	153.8	14:27.795
TVR Grantura MK III								4	1	4:06.790 B	1:03.924	1:48.323	1:14.543	142.5	18:34.585
32	1.Florian Nicolai BRANDT 2.Julius Laurentius BRANDT							TVR Grantura MK III							
1	1	4:48.133	1:26.439	2:06.439	1:15.255	79.1	4:48.133	5	1	4:34.127 B	1:29.281	1:53.734	1:11.112	122.0	23:08.712
2	1	4:27.953	1:16.923	1:59.027	1:12.003	108.9	9:16.086	6	1	7:25.010 B	4:17.204	1:55.170	1:12.636	106.1	30:33.722
3	1	4:31.547	1:31.138	1:53.582	1:06.827	114.9	13:47.633	7	1	6:19.197	3:38.561	1:45.994	54.642	146.5	36:52.919
4	1	4:23.138 B	1:12.229	1:55.484	1:15.425	129.2	18:10.771	8	1	9:48.781 B	1:14.382	7:06.826	1:27.573	137.2	46:41.700
5	1	9:59.794	6:38.966	2:08.547	1:12.281	102.8	28:10.565	9	1	5:57.150	3:13.500	1:46.229	57.421	148.6	52:38.850
TVR Grantura MK III								10	1	3:37.074	59.535	1:42.754	54.785	150.2	56:15.924



1-Spa Six Hours Endurance


SPA SIX HOURS

Qualifying 1

Sector Analysis

— Invalidated Lap ■ Personal Best ■ Session Best B Crossing the pit lane

Lap	D	Time	Sector 1	Sector 2	Sector 3	T.Sp	Elapsed	Lap	D	Time	Sector 1	Sector 2	Sector 3	T.Sp	Elapsed
39								JAGUAR E Type Lightweight							
1.Andrew SMITH		3.Ben MITCHELL													
2.John CLARK															
1	1	5:07.991	2:06.645	1:56.460	1:04.886	114.0	5:07.991								
2	1	4:32.616B	1:08.013	1:56.079	1:28.524	111.2	9:40.607								
3	1	7:00.813	4:24.314	1:41.058	55.441	160.2	16:41.420								
4	1	3:25.520	56.032	1:37.720	51.768	169.5	20:06.940								
5	1	3:39.285B	56.024	1:36.953	1:06.308	161.7	23:46.225								
6	1	6:19.566B	3:38.639	1:37.501	1:03.426	163.6	30:05.791								
7	1	5:39.936B	2:35.512	1:49.976	1:14.448	136.4	35:45.727								
8	1	7:24.443B	3:19.505	2:03.819	2:01.119	156.1	43:10.170								
40								LOTUS Elan 26R							
1.Gordon SHEDDEN		3.Rory BUTCHER													
2.Ben BARKER															
1	1	4:17.998	1:34.698	1:47.008	56.292	118.3	4:17.998								
2	1	3:32.335	59.262	1:38.666	54.407	171.2	7:50.333								
3	1	3:45.259B	56.018	1:35.230	1:14.011	165.4	11:35.592								
4	1	5:21.241	2:50.987	1:38.413	51.841	180.3	16:56.833								
5	1	3:26.355	55.369	1:36.504	54.482	187.2	20:23.188								
6	1	3:21.308	55.282	1:35.471	50.555	167.4	23:44.496								
7	1	3:41.086B	54.780	1:35.247	1:11.059	195.3	27:25.582								
8	1	5:10.663	2:37.631	1:39.529	53.503	160.0	32:36.245								
9	1	3:31.765	57.826	1:39.657	54.282	170.9	36:08.010								
10	1	3:24.436	55.821	1:37.059	51.556	183.4	39:32.446								
11	1	5:28.119B	1:13.403	1:59.272	2:15.444	119.6	45:00.565								
12	1	7:15.918	4:45.542	1:37.378	52.998	163.1	52:16.483								
13	1	3:20.164	54.831	1:34.248	51.085	180.0	55:36.647								
41								FORD GT40							
1.Dario FRANCHITTI		3.André LOTTERER													
2.Marino FRANCHITTI															
1	1	4:28.585	1:41.179			122.4	4:28.585								
2	1	3:30.345	58.026			133.2	7:58.930								
3	1	3:39.665B	54.293	1:34.714	1:10.658	166.2	11:38.595								
4	1	5:45.900	3:05.218	1:42.402	58.280	96.3	17:24.495								
5	1	3:19.958	53.732			174.8	20:44.453								
6	1	3:39.904B	56.409	1:38.057	1:05.438	154.9	24:24.357								
7	1	5:26.111	2:56.699			155.4	29:50.468								
8	1	3:16.313	52.910	1:34.173	49.230	163.6	33:06.781								
9	1	3:16.279	52.127	1:33.070	51.082	173.1	36:23.060								
10	1	3:16.854	51.833	1:33.488	51.533	180.9	39:39.914								
11	1	5:26.247B	1:08.894	1:58.602	2:18.751	130.1	45:06.161								
42								JAGUAR E Type							
1.Stephan KÖNIG		3.David VERZIJLBERGEN													
2.Philipp KÖNIG															
1	1	5:03.556	2:00.987	1:58.040	1:04.529	92.1	5:03.556								
2	1	4:05.377	1:07.672	1:53.785	1:03.920	100.4	9:08.933								
3	1	4:20.060B	1:05.821	1:55.141	1:19.098	108.3	13:28.993								
4	1	6:00.360	3:21.972	1:42.063	56.325	138.8	19:29.353								
5	1	3:33.773	56.587	1:41.629	55.557	136.4	23:03.126								
6	1	3:29.363	55.356	1:39.523	54.484	159.8	26:32.489								
7	1	3:45.800B	56.587	1:42.045	1:07.168	144.4	30:18.289								
8	1	6:06.282	3:32.605	1:38.555	55.122	148.6	36:24.571								
9	1	9:44.216B	56.111	7:39.096	1:09.009	163.9	46:08.787								
43								LOTUS Elan							
1.Gonçalo GOMES		3.James DENTY													
2.James CLARIDGE															
1	1	5:39.566	2:38.861	1:55.640	1:05.065	111.6	5:39.566								
2	1	4:00.822	1:06.712	1:53.307	1:00.803	140.1	9:40.388								
3	1	3:53.571	1:02.172	1:50.834	1:00.565	132.2	13:33.959								
4	1	4:05.378B	1:02.606	1:47.916	1:14.856	155.6	17:39.337								
5	1	7:11.202	3:54.683	2:07.016	1:09.503	101.6	24:50.539								
6	1	4:31.819B	1:08.186	2:02.782	1:20.851	117.6	29:22.358								
7	1	6:13.420	3:17.446	1:52.889	1:03.085	124.7	35:35.778								
8	1	3:48.279	1:01.894	1:47.600	58.785	153.6	39:24.057								
9	1	5:29.904B	1:11.178	2:00.246	2:18.480	103.3	44:53.961								
44								AUSTIN HEALEY 3000							
1.Mike THORNE		3.Johnny TODD													
2.Sarah BENNETT-BAGGS															
1	1	5:29.277	2:35.668	1:51.922	1:01.687	130.4	5:29.277								
2	1	3:46.606	1:03.258	1:44.201	59.147	148.4	9:15.883								
3	1	3:47.739	1:01.473	1:45.626	1:00.640	143.6	13:03.622								
4	1	3:40.719	1:03.843	1:41.376	55.500	145.7	16:44.341								
5	1	3:53.049B	1:00.216	1:44.254	1:08.579	135.5	20:37.390								
6	1	6:34.177	3:33.299	1:54.110	1:06.768	120.7	27:11.567								
7	1	4:08.643	1:10.829	1:52.545	1:05.269	121.8	31:20.210								
8	1	4:22.919B	1:10.175	1:56.437	1:16.307	120.9	35:43.129								
9	1	7:34.769B	3:25.063	2:09.758	1:59.948	108.2	43:17.898								
45								SHELBY Cobra							
1.Alexander KOLB															
1	1	3:49.438	1:00.525	1:50.259	58.654	115.1	3:49.438								
2	1	3:38.376	59.299	1:42.101	56.976	157.7	7:27.814								
3	1	3:34.637	57.651	1:40.370	56.616	151.9	11:02.451								
4	1	3:31.106	57.867	1:37.023	56.216	159.5	14:33.557								
5	1	3:32.999	56.975	1:38.767	57.257	159.8	18:06.556								
6	1	3:26.726	55.402	1:38.489	52.835	166.9	21:33.282								
7	1	3:42.401B	55.555	1:39.441	1:07.405	177.3	25:15.683								
8	1	6:24.845	3:48.539	1:40.943	55.363	160.0	31:40.528								
9	1	3:40.310	58.143	1:45.326	56.841	152.3	35:20.838								
10	1	3:25.195	55.136	1:37.347	52.712	165.9	38:46.033								
11	1	5:14.978B	1:01.408	2:10.871	2:02.699	108.1	44:01.011								
12	1	8:05.742	5:28.481	1:42.692	54.569	135.8	52:06.753								
13	1	3:21.525	53.516	1:35.620	52.389	180.3	55:28.278								
46								LOTUS Elan 26R							
		3.Armand MILLE													
1	1	4:52.458	1:58.151	1:52.917	1:01.390	99.9	4:52.458								
2	1	3:52.155	1:05.845	1:47.650	58.660	114.5	8:44.613								
3	1	3:47.043	1:03.560	1:45.605	57.878	141.0	12:31.656								
4	1	3:59.286B	1:03.531	1:47.715	1:08.040	127.2	16:30.942								
48								LOTUS Elan 26R							
1.Paul TOOMS		3.Robert ROWE													
2.Edward SEVADJIAN															
1	1	4:05.766	1:09.930	1:53.604	1:02.232	129.5	4:05.766								
2	1	3:48.528	1:01.178	1:48.572	58.778	139.4	7:54.294								



1-Spa Six Hours Endurance

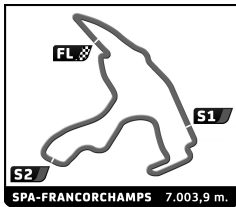
SPA SIX HOURS

Qualifying 1

Sector Analysis

— Invalidated Lap ■ Personal Best ■ Session Best B Crossing the pit lane

Lap	D	Time	Sector 1	Sector 2	Sector 3	T.Spd	Elapsed	Lap	D	Time	Sector 1	Sector 2	Sector 3	T.Spd	Elapsed																																																																																																																																																																																					
3	1	3:58.433	B	59.481	1:45.308	1:13.644	151.3	11:52.727	7	1	3:35.410	57.184	1:41.509	56.717	163.6	31:41.620																																																																																																																																																																																				
4	1	6:03.825	3:08.858	1:55.853	59.114	124.6	17:56.552	8	1	3:44.202	57.940	1:47.052	59.210	146.9	35:25.822																																																																																																																																																																																					
5	1	3:38.835	57.643	1:45.539	55.653	173.1	21:35.387	9	1	3:36.229	57.983	1:43.560	54.686	140.6	39:02.051																																																																																																																																																																																					
6	1	3:52.216	B	57.366	1:45.687	1:09.163	157.7	25:27.603	10	1	5:28.849	B	1:07.702	1:56.214	2:24.933	124.1	44:30.900																																																																																																																																																																																			
7	1	4:13.245	B	1:15.226	1:48.373	1:09.646	141.2	29:40.848	<div style="border: 1px solid black; padding: 5px; margin-bottom: 5px;"> 55 PORSCHE 911 11 1. Philippe DE CRAENE 2. Dorsan DE CRAENE </div> <table border="1"> <tr> <td>1</td><td>1</td><td>5:30.523</td><td>2:15.119</td><td>1:56.786</td><td>1:18.618</td><td>87.9</td><td>5:30.523</td></tr> </table>							1	1	5:30.523	2:15.119	1:56.786	1:18.618	87.9	5:30.523																																																																																																																																																																													
1	1	5:30.523	2:15.119	1:56.786	1:18.618	87.9	5:30.523																																																																																																																																																																																													
8	1	8:10.311	5:17.680	1:51.107	1:01.524	133.2	37:51.159																																																																																																																																																																																													
9	1	4:53.468	B	1:03.784	2:03.350	1:46.334	137.1	42:44.627																																																																																																																																																																																												
10	1	9:55.095	7:01.771	1:50.249	1:03.075	129.2	52:39.722																																																																																																																																																																																													
11	1	3:44.407	1:00.305	1:45.489	58.613	146.1	56:24.129																																																																																																																																																																																													
<div style="border: 1px solid black; padding: 5px; margin-bottom: 5px;"> 49 JAGUAR E Type 12 1. Michael GRAY 2. Kallum GRAY </div> <table border="1"> <tr> <td>1</td><td>1</td><td>5:27.790</td><td>2:28.088</td><td>1:53.574</td><td>1:06.128</td><td>120.7</td><td>5:27.790</td></tr> <tr> <td>2</td><td>1</td><td>4:03.563</td><td>1:06.475</td><td>1:52.618</td><td>1:04.470</td><td>129.3</td><td>9:31.353</td></tr> <tr> <td>3</td><td>1</td><td>4:01.168</td><td>1:09.714</td><td>1:50.892</td><td>1:00.562</td><td>123.6</td><td>13:32.521</td></tr> <tr> <td>4</td><td>1</td><td>4:15.109</td><td>B</td><td>1:05.853</td><td>1:49.494</td><td>1:19.762</td><td>140.4</td><td>17:47.630</td></tr> </table>								1								1	5:27.790	2:28.088	1:53.574	1:06.128	120.7	5:27.790	2	1	4:03.563	1:06.475	1:52.618	1:04.470	129.3	9:31.353	3	1	4:01.168	1:09.714	1:50.892	1:00.562	123.6	13:32.521	4	1	4:15.109	B	1:05.853	1:49.494	1:19.762	140.4	17:47.630	<div style="border: 1px solid black; padding: 5px; margin-bottom: 5px;"> 61 JAGUAR E Type 7 1. Ciprian NISTORICA 2. Grant WILLIAMS 3. Neil PRIMROSE </div> <table border="1"> <tr> <td>1</td><td>1</td><td>5:33.513</td><td>2:40.215</td><td>1:49.367</td><td>1:03.931</td><td>126.0</td><td>5:33.513</td></tr> <tr> <td>2</td><td>1</td><td>3:51.790</td><td>1:02.257</td><td>1:48.560</td><td>1:00.973</td><td>127.7</td><td>9:25.303</td></tr> <tr> <td>3</td><td>1</td><td>3:53.219</td><td>1:04.813</td><td>1:46.229</td><td>1:02.177</td><td>131.9</td><td>13:18.522</td></tr> <tr> <td>4</td><td>1</td><td>3:46.120</td><td>1:02.291</td><td>1:47.392</td><td>56.437</td><td>133.2</td><td>17:04.642</td></tr> <tr> <td>5</td><td>1</td><td>3:40.108</td><td>58.869</td><td>1:44.315</td><td>56.924</td><td>151.9</td><td>20:44.750</td></tr> <tr> <td>6</td><td>1</td><td>3:58.630</td><td>B</td><td>1:01.858</td><td>1:47.070</td><td>1:09.702</td><td>124.9</td><td>24:43.380</td></tr> <tr> <td>7</td><td>1</td><td>5:36.076</td><td>2:40.427</td><td>1:55.448</td><td>1:00.201</td><td>112.1</td><td>30:19.456</td></tr> <tr> <td>8</td><td>1</td><td>3:51.897</td><td>1:03.864</td><td>1:50.869</td><td>57.164</td><td>128.1</td><td>34:11.353</td></tr> <tr> <td>9</td><td>1</td><td>3:51.988</td><td>1:02.496</td><td>1:51.496</td><td>57.996</td><td>125.6</td><td>38:03.341</td></tr> <tr> <td>10</td><td>1</td><td>5:18.154</td><td>B</td><td>1:05.747</td><td>2:09.853</td><td>2:02.554</td><td>118.7</td><td>43:21.495</td></tr> <tr> <td>11</td><td>1</td><td>9:19.308</td><td>6:30.303</td><td>1:52.541</td><td>56.464</td><td>128.3</td><td>52:40.803</td></tr> <tr> <td>12</td><td>1</td><td>3:45.081</td><td>1:03.314</td><td>1:45.784</td><td>55.983</td><td>143.4</td><td>56:25.884</td></tr> </table>								1	1	5:33.513	2:40.215	1:49.367	1:03.931	126.0	5:33.513	2	1	3:51.790	1:02.257	1:48.560	1:00.973	127.7	9:25.303	3	1	3:53.219	1:04.813	1:46.229	1:02.177	131.9	13:18.522	4	1	3:46.120	1:02.291	1:47.392	56.437	133.2	17:04.642	5	1	3:40.108	58.869	1:44.315	56.924	151.9	20:44.750	6	1	3:58.630	B	1:01.858	1:47.070	1:09.702	124.9	24:43.380	7	1	5:36.076	2:40.427	1:55.448	1:00.201	112.1	30:19.456	8	1	3:51.897	1:03.864	1:50.869	57.164	128.1	34:11.353	9	1	3:51.988	1:02.496	1:51.496	57.996	125.6	38:03.341	10	1	5:18.154	B	1:05.747	2:09.853	2:02.554	118.7	43:21.495	11	1	9:19.308	6:30.303	1:52.541	56.464	128.3	52:40.803	12	1	3:45.081	1:03.314	1:45.784	55.983	143.4	56:25.884																																											
								1								1	5:27.790	2:28.088	1:53.574	1:06.128	120.7	5:27.790																																																																																																																																																																														
								2								1	4:03.563	1:06.475	1:52.618	1:04.470	129.3	9:31.353																																																																																																																																																																														
								3								1	4:01.168	1:09.714	1:50.892	1:00.562	123.6	13:32.521																																																																																																																																																																														
4	1	4:15.109	B	1:05.853	1:49.494	1:19.762	140.4	17:47.630																																																																																																																																																																																												
1	1	5:33.513	2:40.215	1:49.367	1:03.931	126.0	5:33.513																																																																																																																																																																																													
2	1	3:51.790	1:02.257	1:48.560	1:00.973	127.7	9:25.303																																																																																																																																																																																													
3	1	3:53.219	1:04.813	1:46.229	1:02.177	131.9	13:18.522																																																																																																																																																																																													
4	1	3:46.120	1:02.291	1:47.392	56.437	133.2	17:04.642																																																																																																																																																																																													
5	1	3:40.108	58.869	1:44.315	56.924	151.9	20:44.750																																																																																																																																																																																													
6	1	3:58.630	B	1:01.858	1:47.070	1:09.702	124.9	24:43.380																																																																																																																																																																																												
7	1	5:36.076	2:40.427	1:55.448	1:00.201	112.1	30:19.456																																																																																																																																																																																													
8	1	3:51.897	1:03.864	1:50.869	57.164	128.1	34:11.353																																																																																																																																																																																													
9	1	3:51.988	1:02.496	1:51.496	57.996	125.6	38:03.341																																																																																																																																																																																													
10	1	5:18.154	B	1:05.747	2:09.853	2:02.554	118.7	43:21.495																																																																																																																																																																																												
11	1	9:19.308	6:30.303	1:52.541	56.464	128.3	52:40.803																																																																																																																																																																																													
12	1	3:45.081	1:03.314	1:45.784	55.983	143.4	56:25.884																																																																																																																																																																																													
<div style="border: 1px solid black; padding: 5px; margin-bottom: 5px;"> 52 LOTUS Elan 10 1. Philippe LAMBILLIOTTE 2. Antoine LAMBILLIOTTE </div> <table border="1"> <tr> <td>1</td><td>1</td><td>5:49.238</td><td>2:49.449</td><td>1:55.281</td><td>1:04.508</td><td>103.9</td><td>5:49.238</td></tr> <tr> <td>2</td><td>1</td><td>4:07.239</td><td>1:09.549</td><td>1:55.521</td><td>1:02.169</td><td>117.4</td><td>9:56.477</td></tr> <tr> <td>3</td><td>1</td><td>4:04.946</td><td>1:06.843</td><td>1:53.315</td><td>1:04.788</td><td>122.2</td><td>14:01.423</td></tr> <tr> <td>4</td><td>1</td><td>3:59.932</td><td>1:06.251</td><td>1:50.976</td><td>1:02.705</td><td>140.8</td><td>18:01.355</td></tr> <tr> <td>5</td><td>1</td><td>3:50.293</td><td>1:03.049</td><td>1:47.416</td><td>59.828</td><td>141.2</td><td>21:51.648</td></tr> <tr> <td>6</td><td>1</td><td>4:02.512</td><td>B</td><td>1:00.243</td><td>1:50.139</td><td>1:12.130</td><td>155.4</td><td>25:54.160</td></tr> <tr> <td>7</td><td>1</td><td>5:27.828</td><td>2:25.033</td><td>1:56.830</td><td>1:05.965</td><td>145.0</td><td>31:21.988</td></tr> <tr> <td>8</td><td>1</td><td>4:15.680</td><td>1:06.360</td><td>2:01.988</td><td>1:07.332</td><td>126.8</td><td>35:37.668</td></tr> <tr> <td>9</td><td>1</td><td>4:26.324</td><td>B</td><td>1:07.947</td><td>1:56.587</td><td>1:21.790</td><td>117.4</td><td>40:03.992</td></tr> <tr> <td>10</td><td>1</td><td>14:44.711</td><td>...</td><td>2:10.417</td><td>1:04.734</td><td>159.3</td><td>54:48.703</td></tr> </table>								1	1	5:49.238	2:49.449	1:55.281	1:04.508	103.9	5:49.238	2	1	4:07.239	1:09.549	1:55.521	1:02.169	117.4	9:56.477	3	1	4:04.946	1:06.843	1:53.315	1:04.788	122.2	14:01.423	4	1	3:59.932	1:06.251	1:50.976	1:02.705	140.8	18:01.355	5	1	3:50.293	1:03.049	1:47.416	59.828	141.2	21:51.648	6	1	4:02.512	B	1:00.243	1:50.139	1:12.130	155.4	25:54.160	7	1	5:27.828	2:25.033	1:56.830	1:05.965	145.0	31:21.988	8	1	4:15.680	1:06.360	2:01.988	1:07.332	126.8	35:37.668	9	1	4:26.324	B	1:07.947	1:56.587	1:21.790	117.4	40:03.992	10	1	14:44.711	...	2:10.417	1:04.734	159.3	54:48.703	<div style="border: 1px solid black; padding: 5px; margin-bottom: 5px;"> 62 TVR Griffith 200 12 1. Christophe GERMAIN 2. Antoine DARLEY 3. Nigel REUBEN </div> <table border="1"> <tr> <td>1</td><td>1</td><td>5:37.142</td><td>2:30.740</td><td>1:57.808</td><td>1:08.594</td><td>120.8</td><td>5:37.142</td></tr> <tr> <td>2</td><td>1</td><td>4:09.641</td><td>1:09.313</td><td>1:54.849</td><td>1:05.479</td><td>125.1</td><td>9:46.783</td></tr> <tr> <td>3</td><td>1</td><td>4:10.277</td><td>1:07.167</td><td>1:57.214</td><td>1:05.896</td><td>114.3</td><td>13:57.060</td></tr> <tr> <td>4</td><td>1</td><td>4:19.227</td><td>B</td><td>1:04.262</td><td>1:55.985</td><td>1:18.980</td><td>135.2</td><td>18:16.287</td></tr> <tr> <td>5</td><td>1</td><td>8:54.482</td><td>5:51.374</td><td>1:56.026</td><td>1:07.082</td><td>106.2</td><td>27:10.769</td></tr> <tr> <td>6</td><td>1</td><td>4:07.422</td><td>1:09.849</td><td>1:52.292</td><td>1:05.281</td><td>129.7</td><td>31:18.191</td></tr> <tr> <td>7</td><td>1</td><td>4:12.258</td><td>1:04.591</td><td>2:00.473</td><td>1:07.194</td><td>142.7</td><td>35:30.449</td></tr> <tr> <td>8</td><td>1</td><td>4:22.492</td><td>B</td><td>1:08.456</td><td>1:56.018</td><td>1:18.018</td><td>127.2</td><td>39:52.941</td></tr> </table>								1	1	5:37.142	2:30.740	1:57.808	1:08.594	120.8	5:37.142	2	1	4:09.641	1:09.313	1:54.849	1:05.479	125.1	9:46.783	3	1	4:10.277	1:07.167	1:57.214	1:05.896	114.3	13:57.060	4	1	4:19.227	B	1:04.262	1:55.985	1:18.980	135.2	18:16.287	5	1	8:54.482	5:51.374	1:56.026	1:07.082	106.2	27:10.769	6	1	4:07.422	1:09.849	1:52.292	1:05.281	129.7	31:18.191	7	1	4:12.258	1:04.591	2:00.473	1:07.194	142.7	35:30.449	8	1	4:22.492	B	1:08.456	1:56.018	1:18.018	127.2	39:52.941																																	
								1	1	5:49.238	2:49.449	1:55.281	1:04.508	103.9	5:49.238																																																																																																																																																																																					
								2	1	4:07.239	1:09.549	1:55.521	1:02.169	117.4	9:56.477																																																																																																																																																																																					
								3	1	4:04.946	1:06.843	1:53.315	1:04.788	122.2	14:01.423																																																																																																																																																																																					
								4	1	3:59.932	1:06.251	1:50.976	1:02.705	140.8	18:01.355																																																																																																																																																																																					
								5	1	3:50.293	1:03.049	1:47.416	59.828	141.2	21:51.648																																																																																																																																																																																					
								6	1	4:02.512	B	1:00.243	1:50.139	1:12.130	155.4	25:54.160																																																																																																																																																																																				
								7	1	5:27.828	2:25.033	1:56.830	1:05.965	145.0	31:21.988																																																																																																																																																																																					
								8	1	4:15.680	1:06.360	2:01.988	1:07.332	126.8	35:37.668																																																																																																																																																																																					
								9	1	4:26.324	B	1:07.947	1:56.587	1:21.790	117.4	40:03.992																																																																																																																																																																																				
10	1	14:44.711	...	2:10.417	1:04.734	159.3	54:48.703																																																																																																																																																																																													
1	1	5:37.142	2:30.740	1:57.808	1:08.594	120.8	5:37.142																																																																																																																																																																																													
2	1	4:09.641	1:09.313	1:54.849	1:05.479	125.1	9:46.783																																																																																																																																																																																													
3	1	4:10.277	1:07.167	1:57.214	1:05.896	114.3	13:57.060																																																																																																																																																																																													
4	1	4:19.227	B	1:04.262	1:55.985	1:18.980	135.2	18:16.287																																																																																																																																																																																												
5	1	8:54.482	5:51.374	1:56.026	1:07.082	106.2	27:10.769																																																																																																																																																																																													
6	1	4:07.422	1:09.849	1:52.292	1:05.281	129.7	31:18.191																																																																																																																																																																																													
7	1	4:12.258	1:04.591	2:00.473	1:07.194	142.7	35:30.449																																																																																																																																																																																													
8	1	4:22.492	B	1:08.456	1:56.018	1:18.018	127.2	39:52.941																																																																																																																																																																																												
<div style="border: 1px solid black; padding: 5px; margin-bottom: 5px;"> 53 PORSCHE 911 11 1. Christian COLL 2. Mikkel MAC </div> <table border="1"> <tr> <td>1</td><td>1</td><td>4:44.162</td><td>1:48.161</td><td>1:47.485</td><td>1:08.516</td><td>142.1</td><td>4:44.162</td></tr> <tr> <td>2</td><td>1</td><td>3:46.174</td><td>1:04.392</td><td>1:42.867</td><td>58.915</td><td>153.6</td><td>8:30.336</td></tr> <tr> <td>3</td><td>1</td><td>3:40.686</td><td>59.964</td><td>1:42.526</td><td>58.196</td><td>156.1</td><td>12:11.022</td></tr> <tr> <td>4</td><td>1</td><td>3:38.650</td><td>1:00.543</td><td>1:41.516</td><td>56.591</td><td>165.1</td><td>15:49.672</td></tr> <tr> <td>5</td><td>1</td><td>3:41.092</td><td>B</td><td>58.891</td><td>1:41.829</td><td>1:00.372</td><td>177.3</td><td>19:30.764</td></tr> <tr> <td>6</td><td>1</td><td>7:40.728</td><td>4:53.880</td><td>1:42.884</td><td>1:03.964</td><td>153.4</td><td>27:11.492</td></tr> <tr> <td>7</td><td>1</td><td>3:32.491</td><td>58.931</td><td>1:38.980</td><td>54.580</td><td>161.7</td><td>30:43.983</td></tr> <tr> <td>8</td><td>1</td><td>3:30.275</td><td>57.657</td><td>1:38.623</td><td>53.995</td><td>164.9</td><td>34:14.258</td></tr> <tr> <td>9</td><td>1</td><td>3:30.760</td><td>58.034</td><td>1:38.669</td><td>54.057</td><td>170.1</td><td>37:45.018</td></tr> <tr> <td>10</td><td>1</td><td>4:39.646</td><td>B</td><td>58.163</td><td>2:02.103</td><td>1:39.380</td><td>160.0</td><td>42:24.664</td></tr> <tr> <td>11</td><td>1</td><td>10:03.246</td><td>7:25.461</td><td>1:41.542</td><td>56.243</td><td>155.2</td><td>52:27.910</td></tr> <tr> <td>12</td><td>1</td><td>3:26.221</td><td>57.474</td><td>1:35.899</td><td>52.848</td><td>164.4</td><td>55:54.131</td></tr> </table>								1	1	4:44.162	1:48.161	1:47.485	1:08.516	142.1	4:44.162	2	1	3:46.174	1:04.392	1:42.867	58.915	153.6	8:30.336	3	1	3:40.686	59.964	1:42.526	58.196	156.1	12:11.022	4	1	3:38.650	1:00.543	1:41.516	56.591	165.1	15:49.672	5	1	3:41.092	B	58.891	1:41.829	1:00.372	177.3	19:30.764	6	1	7:40.728	4:53.880	1:42.884	1:03.964	153.4	27:11.492	7	1	3:32.491	58.931	1:38.980	54.580	161.7	30:43.983	8	1	3:30.275	57.657	1:38.623	53.995	164.9	34:14.258	9	1	3:30.760	58.034	1:38.669	54.057	170.1	37:45.018	10	1	4:39.646	B	58.163	2:02.103	1:39.380	160.0	42:24.664	11	1	10:03.246	7:25.461	1:41.542	56.243	155.2	52:27.910	12	1	3:26.221	57.474	1:35.899	52.848	164.4	55:54.131	<div style="border: 1px solid black; padding: 5px; margin-bottom: 5px;"> 64 FORD Mustang 10 1. Bob KELLEN 2. Yann MUNHOWEN 3. Max SCHILTZ </div> <table border="1"> <tr> <td>1</td><td>1</td><td>4:03.265</td><td>1:11.054</td><td>1:51.419</td><td>1:00.792</td><td>106.3</td><td>4:03.265</td></tr> <tr> <td>2</td><td>1</td><td>3:57.452</td><td>B</td><td>1:00.164</td><td>1:47.724</td><td>1:09.564</td><td>143.2</td><td>8:00.717</td></tr> <tr> <td>3</td><td>1</td><td>6:14.825</td><td>3:19.386</td><td>1:51.444</td><td>1:03.995</td><td>131.5</td><td>14:15.542</td></tr> <tr> <td>4</td><td>1</td><td>3:50.392</td><td>1:02.016</td><td>1:47.221</td><td>1:01.155</td><td>150.4</td><td>18:05.934</td></tr> <tr> <td>5</td><td>1</td><td>4:04.363</td><td>B</td><td>1:03.027</td><td>1:50.557</td><td>1:10.779</td><td>126.2</td><td>22:10.297</td></tr> <tr> <td>6</td><td>1</td><td>6:16.696</td><td>3:37.614</td><td>1:42.980</td><td>56.102</td><td>159.8</td><td>28:26.993</td></tr> <tr> <td>7</td><td>1</td><td>3:39.251</td><td>59.405</td><td>1:44.751</td><td>55.095</td><td>150.4</td><td>32:06.244</td></tr> <tr> <td>8</td><td>1</td><td>3:34.937</td><td>58.026</td><td>1:41.055</td><td>55.856</td><td>156.3</td><td>35:41.181</td></tr> <tr> <td>9</td><td>1</td><td>3:38.333</td><td>58.601</td><td>1:44.610</td><td>55.122</td><td>126.5</td><td>39:19.514</td></tr> <tr> <td>10</td><td>1</td><td>5:29.753</td><td>B</td><td>1:12.745</td><td>1:59.656</td><td>2:17.352</td><td>108.1</td><td>44:49.267</td></tr> </table>								1	1	4:03.265	1:11.054	1:51.419	1:00.792	106.3	4:03.265	2	1	3:57.452	B	1:00.164	1:47.724	1:09.564	143.2	8:00.717	3	1	6:14.825	3:19.386	1:51.444	1:03.995	131.5	14:15.542	4	1	3:50.392	1:02.016	1:47.221	1:01.155	150.4	18:05.934	5	1	4:04.363	B	1:03.027	1:50.557	1:10.779	126.2	22:10.297	6	1	6:16.696	3:37.614	1:42.980	56.102	159.8	28:26.993	7	1	3:39.251	59.405	1:44.751	55.095	150.4	32:06.244	8	1	3:34.937	58.026	1:41.055	55.856	156.3	35:41.181	9	1	3:38.333	58.601	1:44.610	55.122	126.5	39:19.514	10	1	5:29.753	B	1:12.745	1:59.656	2:17.352	108.1	44:49.267
								1	1	4:44.162	1:48.161	1:47.485	1:08.516	142.1	4:44.162																																																																																																																																																																																					
								2	1	3:46.174	1:04.392	1:42.867	58.915	153.6	8:30.336																																																																																																																																																																																					
								3	1	3:40.686	59.964	1:42.526	58.196	156.1	12:11.022																																																																																																																																																																																					
								4	1	3:38.650	1:00.543	1:41.516	56.591	165.1	15:49.672																																																																																																																																																																																					
								5	1	3:41.092	B	58.891	1:41.829	1:00.372	177.3	19:30.764																																																																																																																																																																																				
								6	1	7:40.728	4:53.880	1:42.884	1:03.964	153.4	27:11.492																																																																																																																																																																																					
								7	1	3:32.491	58.931	1:38.980	54.580	161.7	30:43.983																																																																																																																																																																																					
								8	1	3:30.275	57.657	1:38.623	53.995	164.9	34:14.258																																																																																																																																																																																					
								9	1	3:30.760	58.034	1:38.669	54.057	170.1	37:45.018																																																																																																																																																																																					
								10	1	4:39.646	B	58.163	2:02.103	1:39.380	160.0	42:24.664																																																																																																																																																																																				
								11	1	10:03.246	7:25.461	1:41.542	56.243	155.2	52:27.910																																																																																																																																																																																					
12	1	3:26.221	57.474	1:35.899	52.848	164.4	55:54.131																																																																																																																																																																																													
1	1	4:03.265	1:11.054	1:51.419	1:00.792	106.3	4:03.265																																																																																																																																																																																													
2	1	3:57.452	B	1:00.164	1:47.724	1:09.564	143.2	8:00.717																																																																																																																																																																																												
3	1	6:14.825	3:19.386	1:51.444	1:03.995	131.5	14:15.542																																																																																																																																																																																													
4	1	3:50.392	1:02.016	1:47.221	1:01.155	150.4	18:05.934																																																																																																																																																																																													
5	1	4:04.363	B	1:03.027	1:50.557	1:10.779	126.2	22:10.297																																																																																																																																																																																												
6	1	6:16.696	3:37.614	1:42.980	56.102	159.8	28:26.993																																																																																																																																																																																													
7	1	3:39.251	59.405	1:44.751	55.095	150.4	32:06.244																																																																																																																																																																																													
8	1	3:34.937	58.026	1:41.055	55.856	156.3	35:41.181																																																																																																																																																																																													
9	1	3:38.333	58.601	1:44.610	55.122	126.5	39:19.514																																																																																																																																																																																													
10	1	5:29.753	B	1:12.745	1:59.656	2:17.352	108.1	44:49.267																																																																																																																																																																																												
<div style="border: 1px solid black; padding: 5px; margin-bottom: 5px;"> 54 AUSTIN HEALEY 3000 MK2 12 1. Philipp ZUMSTEIN 2. Marc HAURI </div> <table border="1"> <tr> <td>1</td><td>1</td><td>4:12.498</td><td>59.601</td><td>2:02.890</td><td>1:10.007</td><td>101.4</td><td>4:12.498</td></tr> <tr> <td>2</td><td>1</td><td>4:26.079</td><td>1:12.700</td><td>2:02.801</td><td>1:10.578</td><td>113.3</td><td>8:38.577</td></tr> <tr> <td>3</td><td>1</td><td>4:24.746</td><td>1:19.734</td><td>1:58.453</td><td>1:06.559</td><td>112.4</td><td>13:03.323</td></tr> <tr> <td>4</td><td>1</td><td>4:40.295</td><td>B</td><td>1:15.423</td><td>2:05.158</td><td>1:19.714</td><td>109.5</td><td>17:43.618</td></tr> <tr> <td>5</td><td>1</td><td>6:46.090</td><td>3:59.777</td><td>1:49.083</td><td>57.230</td><td>131.5</td><td>24:29.708</td></tr> <tr> <td>6</td><td>1</td><td>3:36.502</td><td>57.948</td><td>1:43.320</td><td>55.234</td><td>151.3</td><td>28:06.210</td></tr> </table>								1	1	4:12.498	59.601	2:02.890	1:10.007	101.4	4:12.498	2	1	4:26.079	1:12.700	2:02.801	1:10.578	113.3	8:38.577	3	1	4:24.746	1:19.734	1:58.453	1:06.559	112.4	13:03.323	4	1	4:40.295	B	1:15.423	2:05.158	1:19.714	109.5	17:43.618	5	1	6:46.090	3:59.777	1:49.083	57.230	131.5	24:29.708	6	1	3:36.502	57.948	1:43.320	55.234	151.3	28:06.210	<div style="border: 1px solid black; padding: 5px; margin-bottom: 5px;"> 66 TURNER MKII 11 1. Luke WOS 2. Andrew YOOL </div> <table border="1"> <tr> <td>1</td><td>1</td><td>5:48.369</td><td>2:48.242</td><td>1:54.285</td><td>1:05.842</td><td>108.1</td><td>5:48.369</td></tr> <tr> <td>2</td><td>1</td><td>4:10.432</td><td>1:12.438</td><td>1:54.397</td><td>1:03.597</td><td>112.6</td><td>9:58.801</td></tr> </table>								1	1	5:48.369	2:48.242	1:54.285	1:05.842	108.1	5:48.369	2	1	4:10.432	1:12.438	1:54.397	1:03.597	112.6	9:58.801																																																																																																																				
								1	1	4:12.498	59.601	2:02.890	1:10.007	101.4	4:12.498																																																																																																																																																																																					
								2	1	4:26.079	1:12.700	2:02.801	1:10.578	113.3	8:38.577																																																																																																																																																																																					
								3	1	4:24.746	1:19.734	1:58.453	1:06.559	112.4	13:03.323																																																																																																																																																																																					
								4	1	4:40.295	B	1:15.423	2:05.158	1:19.714	109.5	17:43.618																																																																																																																																																																																				
								5	1	6:46.090	3:59.777	1:49.083	57.230	131.5	24:29.708																																																																																																																																																																																					
6	1	3:36.502	57.948	1:43.320	55.234	151.3	28:06.210																																																																																																																																																																																													
1	1	5:48.369	2:48.242	1:54.285	1:05.842	108.1	5:48.369																																																																																																																																																																																													
2	1	4:10.432	1:12.438	1:54.397	1:03.597	112.6	9:58.801																																																																																																																																																																																													



1-Spa Six Hours Endurance


SPA SIX HOURS

Qualifying 1

Sector Analysis

— Invalidated Lap ■ Personal Best ■ Session Best B Crossing the pit lane

Lap	D	Time	Sector 1	Sector 2	Sector 3	T.Spd	Elapsed	Lap	D	Time	Sector 1	Sector 2	Sector 3	T.Spd	Elapsed																								
3	1	4:03.544	1:07.838	1:50.471	1:05.235	132.2	14:02.345	4	1	3:49.108	1:03.710	1:48.728	56.670	122.6	17:47.302																								
4	1	3:52.485	1:03.936	1:49.092	59.457	154.7	17:54.830	5	1	3:45.219B	1:01.478	1:40.309	1:03.432	157.0	21:32.521																								
5	1	3:48.549	1:02.582	1:46.550	59.417	156.7	21:43.379	6	1	7:33.923	4:50.627	1:46.625	56.671	112.9	29:06.444																								
6	1	3:47.310	1:02.121	1:46.130	59.059	145.2	25:30.689	7	1	3:32.362	57.587	1:40.159	54.616	149.6	32:38.806																								
7	1	3:45.407	1:02.307	1:45.128	57.972	145.2	29:16.096	8	1	3:41.688	1:04.294	1:40.978	56.416	131.7	36:20.494																								
8	1	3:46.190	1:02.664	1:45.489	58.037	139.9	33:02.286	9	1	3:51.954B	56.791	1:39.259	1:15.904	149.4	40:12.448																								
9	1	3:42.810	1:01.894	1:44.793	56.123	140.1	36:45.096								79		1.Christiaan VAN LANSCHO3.Roger WILLS 2.Karsten LE BLANC		FORD Falcon 10																				
10	1	4:31.545B	1:01.184	1:44.106	1:46.255	135.5	41:16.641								1		1		5:14.022		2:04.680		2:03.521		1:05.821		110.8		5:14.022										
69								1.Martin EYEARS 2.Amanda STRETTON								3.Ed MORRIS								LOTUS 26R 10															
1	1	5:31.676	2:47.195	1:42.989	1:01.492	137.9	5:31.676	2	1	4:23.828B	1:11.206	1:53.958	1:18.664	113.9	9:37.850																								
2	1	3:41.056	1:01.360	1:41.722	57.974	133.7	9:12.732	3	1	6:46.266	4:02.440	1:43.478	1:00.348	139.2	16:24.116																								
3	1	3:37.857	1:01.345	1:40.323	56.189	147.1	12:50.589	4	1	3:40.179	1:02.387	1:41.934	55.858	144.6	20:04.295																								
4	1	3:30.332	58.397	1:38.044	53.891	159.8	16:20.921	5	1	3:55.861B	1:01.217	1:43.725	1:10.919	148.4	24:00.156																								
5	1	3:39.630B	56.102	1:37.511	1:06.017	169.3	20:00.551	6	1	6:54.033B	4:07.902	1:41.476	1:04.655	136.2	30:54.189																								
6	1	6:12.865	3:29.060	1:44.228	59.577	137.1	26:13.416	7	1	4:55.357	2:20.963	1:40.892	53.502	162.9	35:49.546																								
7	1	3:51.100	1:09.451	1:42.920	58.729	147.9	30:04.516	8	1	3:26.986	55.084	1:38.865	53.037	166.2	39:16.532																								
8	1	3:52.707B	1:00.648	1:41.065	1:10.994	151.7	33:57.223	9	1	5:30.399B	1:05.507	1:49.994	2:34.898	111.6	44:46.931																								
9	1	5:59.793B	3:07.948	1:41.325	1:10.520	175.0	39:57.016								91		1.Stephan SCHAMSCHULA 3.Christian HENKE		TRIUMPH TR4 11																				
72								1.Nick SLEEP 2.Joel WYKEHAM								3.Alex MONTGOMERY								FORD Shelby Mustang 350 GT 12															
1	1	6:57.259	3:48.084	2:00.584	1:08.591	106.0	6:57.259	1	1	8:16.939	4:41.174	2:13.283	1:22.482	97.4	8:16.939																								
2	1	4:10.011	1:09.303	1:54.431	1:06.277	124.6	11:07.270	2	1	4:44.933	1:23.768	2:06.972	1:14.193	112.6	13:01.872																								
3	1	4:00.050	1:05.842	1:52.009	1:02.199	133.3	15:07.320	3	1	4:34.717	1:16.003	2:05.375	1:13.339	104.4	17:36.589																								
4	1	4:06.466B	1:03.510	1:50.292	1:12.664	133.8	19:13.786	4	1	4:42.864B	1:14.466	2:04.811	1:23.587	112.6	22:19.453																								
5	1	5:48.834	3:01.786	1:48.699	58.349	128.3	25:02.620	5	1	15:25.863	...	2:03.310	1:10.105	106.9	37:45.316																								
6	1	3:44.761	1:00.920	1:45.285	58.556	140.4	28:47.381	6	1	5:21.321B	1:13.480	2:08.558	1:59.283	124.3	43:06.637																								
7	1	3:39.017	58.261	1:43.900	56.856	130.3	32:26.398								98		1.James FARLEY 2.Eric VAN DE POELE		FORD GT40 +																				
8	1	3:51.292B	57.530	1:42.648	1:11.114	143.0	36:17.690	1	1	6:06.981	3:14.139	1:53.715	59.127	106.3	6:06.981																								
9	1	13:59.079B	3:54.047	1:58.713	8:06.319	122.2	50:16.769	2	1	3:52.374	57.787	1:54.573	1:00.014	134.2	9:59.355																								
10	1	4:51.894	1:55.758	1:53.351	1:02.785	129.0	55:08.663	3	1	3:56.019	1:02.556	1:49.034	1:04.429	126.5	13:55.374																								
73								1.Kees SELDERS 2.Nigel REUBEN								TVR Griffith 200 12																							
1	1	4:42.538	1:27.791	2:06.304	1:08.443	101.4	4:42.538	4	1	3:41.147	57.381	1:45.112	58.654	146.3	17:36.521																								
2	1	3:55.400	1:04.564	1:49.447	1:01.389	134.0	8:37.938	5	1	3:53.817B	57.571	1:46.715	1:09.531	136.5	21:30.338																								
3	1	4:11.148	1:06.390	1:56.000	1:08.758	139.5	12:49.086	6	1	6:44.647	4:13.160	1:40.209	51.278	155.8	28:14.985																								
4	1	3:51.685	1:05.630	1:46.586	59.469	156.1	16:40.771	7	1	3:20.020	52.397	1:36.208	51.415	189.5	31:35.005																								
5	1	3:50.957	1:01.426	1:49.856	59.675	143.4	20:31.728	8	1	3:26.441	57.461	1:38.529	50.451	154.1	35:01.446																								
6	1	4:03.166B	1:01.244	1:47.794	1:14.128	118.0	24:34.894	9	1	3:24.445	1:00.925	1:33.853	49.667	176.5	38:25.891																								
7	1	8:28.957	5:23.213	2:01.614	1:04.130	89.3	33:03.851	10	1	5:03.585B	50.153	2:06.527	2:06.905	186.5	43:29.476																								
8	1	3:44.142	1:00.586	1:45.616	57.940	157.7	36:47.993	11	1	8:45.775	6:14.428	1:38.118	53.229	149.2	52:15.251																								
9	1	3:58.643B	57.642	1:41.961	1:19.040	149.0	40:46.636	12	1	3:13.747	50.402	1:34.377	48.968	188.2	55:28.998																								
10	1	11:23.129	8:45.640	1:42.368	55.121	133.2	52:09.765								100		1.Bernd GEORGI 3.Albert WEINZIERL		FORD 1964 Falcon Sprint 10																				
11	1	3:25.922	54.890	1:38.214	52.818	166.7	55:35.687	1	1	5:17.098	2:18.215	1:54.443	1:04.440	100.3	5:17.098																								
77								1.Robin GREENHALGH 2.Alan GREENHALGH								SHELBY Cobra 12																							
1	1	6:08.839	3:16.004	1:52.984	59.851	113.4	6:08.839	2	1	3:55.039	1:03.082	1:48.850	1:03.107	155.8	9:12.137																								
2	1	3:58.466	59.885	1:54.461	1:04.120	139.2	10:07.305	3	1	4:14.794B	1:05.250	1:51.577	1:17.967	139.2	13:26.931																								
3	1	3:50.889	1:00.158	1:46.673	1:04.058	124.1	13:58.194	4	1	7:41.951	4:44.305	1:53.629	1:04.017	130.1	21:08.882																								
																5								1		3:52.930		1:05.229		1:47.536		1:00.165		129.0		25:01.812			
																								6		1		3:49.521		1:03.653		1:47.325		58.543		144.8		28:51.333	
																								7		1		3:43.186		1:01.468		1:44.591		57.127		138.6		32:34.519	
																								8		1		3:47.690		59.757		1:49.499		58.434		149.6		36:22.209	



1-Spa Six Hours Endurance


SPA SIX HOURS

Qualifying 1

Sector Analysis

— Invalidated Lap ■ Personal Best ■ Session Best ■ Crossing the pit lane

Lap	D	Time	Sector 1	Sector 2	Sector 3	T.Sp	Elapsed	Lap	D	Time	Sector 1	Sector 2	Sector 3	T.Sp	Elapsed
101								FORD Mustang 10							
1.Jac MEEUWISSEN			3.Ties MEEUWISSEN					5 1			4:18.700			1:09.882 2:01.516 1:07.302 124.0 24:57.693	
2.Bas JANSEN								6 1			4:17.936			1:10.488 1:59.725 1:07.723 133.0 29:15.629	
1	1	3:36.491	49.719	1:49.591	57.181	138.6	3:36.491	7 1	4:25.283	1:13.066	1:59.970	1:12.247	114.8	33:40.912	
2	1	3:34.505	58.147	1:41.372	54.986	154.3	7:10.996	8 1	4:35.795B	1:10.914	2:03.506	1:21.375	124.1	38:16.707	
3	1	3:39.473	59.992	1:43.546	55.935	140.6	10:50.469	9 1	14:03.503	...	1:51.551	1:02.468	144.0	52:20.210	
4	1	3:31.338	56.614	1:40.372	54.352	165.6	14:21.807	10 1	3:51.547	1:03.203	1:47.182	1:01.162	140.3	56:11.757	
5	1	3:45.505B	57.318	1:39.980	1:08.207	159.1	18:07.312								
6	1	6:07.096	3:21.167	1:45.709	1:00.220	132.2	24:14.408								
7	1	3:41.994	1:01.346	1:44.194	56.454	157.2	27:56.402								
8	1	3:58.796B	1:02.773	1:44.816	1:11.207	124.1	31:55.198								
9	1	5:51.837	3:09.322	1:45.459	57.056	142.7	37:47.035								
10	1	4:49.749B	58.745	2:04.328	1:46.676	130.6	42:36.784								
104								AUSTIN HEALEY 3000 MK2 12							
1.François DE CHANTÉRAC			2.Jérémy DA ROCHA					1 1			5:00.104			1:55.299 1:59.149 1:05.656 106.8 5:00.104	
2	1	4:11.996	1:07.719	1:56.696	1:07.581	110.5	9:12.100	2	1	4:20.219	1:10.397	2:02.872	1:06.950	113.9	9:43.517
3	1	4:11.720	1:07.599	1:55.163	1:08.958	150.8	13:23.820	3	1	4:18.535B	1:08.138	1:57.085	1:13.312	134.7	14:02.052
4	1	4:09.454	1:07.477	1:53.110	1:08.867	120.7	17:33.274	4	1	6:16.804	3:28.412	1:50.037	58.355	111.8	20:18.856
5	1	4:32.350B	1:16.327	1:58.276	1:17.747	137.9	22:05.624	5	1	3:34.935	58.861	1:41.990	54.084	133.7	23:53.791
6	1	6:54.933	3:56.164	1:56.877	1:01.892	130.9	29:00.557	6	1	3:32.227	57.317	1:39.091	55.819	133.8	27:26.018
7	1	3:57.792	1:04.329	1:51.480	1:01.983	137.1	32:58.349	7	1	4:04.200B	1:05.409	1:53.019	1:05.772	118.6	31:30.218
8	1	4:05.870	1:05.968	1:56.111	1:03.791	120.3	37:04.219	8	1	5:07.287	2:33.626	1:40.813	52.848	158.4	36:37.505
9	1	4:28.328B	1:10.809	1:52.462	1:25.057	134.0	41:32.547	9	1	3:59.455B	56.930	1:40.442	1:22.083	155.4	40:36.960
10	1	11:29.075	8:36.499	1:49.803	1:02.773	136.0	53:01.622	10	1	11:46.223	9:13.299	1:39.958	52.966	163.1	52:23.183
11	1	3:51.921	1:02.466	1:49.968	59.487	148.8	56:53.543	11	1	3:26.271	56.569	1:37.011	52.691	170.6	55:49.454
110								FORD Galaxie 500XL 10							
1.Richard OWEN			3.David COOKE					1 1			5:14.594			2:31.005 1:45.690 57.899 124.7 5:14.594	
2.Simon KING								2 1			3:29.070			54.909 1:40.380 53.781 156.1 8:43.664	
1	1	6:40.793	3:17.947	2:08.739	1:14.107	100.8	6:40.793	3	1	3:30.381	55.659	1:37.754	56.968	167.7	12:14.045
2	1	4:30.751	1:18.740	2:01.018	1:10.993	124.7	11:11.544	4	1	3:55.111B	1:08.704	1:41.440	1:04.967	149.6	16:09.156
3	1	4:14.569	1:15.540	1:53.765	1:05.264	99.1	15:26.113	5	1	6:54.742	3:43.567	2:06.956	1:04.219	166.9	23:03.898
4	1	4:24.806B	1:12.240	1:54.935	1:17.631	107.6	19:50.919	6	1	4:15.001	1:09.868	1:52.751	1:12.382	112.6	27:18.899
5	1	7:26.744	4:11.998	2:00.011	1:14.735	115.3	27:17.663	7	1	4:02.106	1:07.472	1:51.607	1:03.027	126.6	31:21.005
6	1	4:21.169	1:14.567	2:00.012	1:06.590	103.7	31:38.832	8	1	4:14.761B	1:04.257	1:51.972	1:18.532	132.5	35:35.766
7	1	4:39.052	1:10.636	2:23.389	1:05.027	119.2	36:17.884	9	1	6:15.419B	2:51.997	1:54.464	1:28.958	135.5	41:51.185
8	1	7:42.874B	1:13.845	1:57.102	4:31.927	101.0	44:00.758								
111								MG MGB 11							
1.Arnold HERREMAN			2.Harold HERREMAN					1 1			19:46.289			110.1 19:46.289	
1	1	6:27.653	3:28.570			135.2	6:27.653	2	1	4:08.185B	1:07.233			141.2	23:54.474
2	1	3:59.644	1:05.555	1:52.182	1:01.907	151.9	10:27.297	3	1	9:48.411	6:34.729			103.3	33:42.885
3	1	4:18.732B	1:06.691			158.8	14:46.029	4	1	4:24.278	1:12.840	2:03.035	1:08.403	125.1	38:07.163
112								MORGAN Plus 4 Super Sports 11							
1.Keith AHLERS			3.Christian BOCK					5 1			5:28.734B			1:10.580 130.6 43:35.897	
2.James BELLINGER								6 1			5:28.301			2:49.989 1:42.002 56.310 120.3 24:58.230	
1	1	4:09.149	1:21.524	1:47.986	59.639	122.2	4:09.149	7	1	3:37.266	1:00.755	1:40.142	56.369	130.3	28:35.496
2	1	3:46.127	1:01.535	1:45.291	59.301	137.1	7:55.276	8	1	3:32.009	58.728	1:38.582	54.699	157.4	32:07.505
3	1	3:53.963B	59.349	1:42.630	1:11.984	152.3	11:49.239	9	1	3:31.445	58.116	1:38.158	55.171	165.9	35:38.950
4	1	8:49.754	5:30.291	2:08.733	1:10.730	115.4	20:38.993	10	1	3:31.329	1:00.049	1:37.681	53.599	151.5	39:10.279
113								LOTUS Elan 26R 10							
1.Peter REYNOLDS			3.Julian THOMAS					1 1			5:23.298			2:12.906 2:01.407 1:08.985 116.4 5:23.298	
2.Daniel QUINTERO								2 1			4:20.219			1:10.397 2:02.872 1:06.950 113.9 9:43.517	
1	1	5:23.298	2:12.906	2:01.407	1:08.985	116.4	5:23.298	3	1	4:18.535B	1:08.138	1:57.085	1:13.312	134.7	14:02.052
2	1	4:20.219	1:10.397	2:02.872	1:06.950	113.9	9:43.517	4	1	6:16.804	3:28.412	1:50.037	58.355	111.8	20:18.856
3	1	4:18.535B	1:08.138	1:57.085	1:13.312	134.7	14:02.052	5	1	3:34.935	58.861	1:41.990	54.084	133.7	23:53.791
4	1	6:16.804	3:28.412	1:50.037	58.355	111.8	20:18.856	6	1	3:32.227	57.317	1:39.091	55.819	133.8	27:26.018
5	1	3:34.935	58.861	1:41.990	54.084	133.7	23:53.791	7	1	4:04.200B	1:05.409	1:53.019	1:05.772	118.6	31:30.218
6	1	3:32.227	57.317	1:39.091	55.819	133.8	27:26.018	8	1	5:07.287	2:33.626	1:40.813	52.848	158.4	36:37.505
7	1	4:04.200B	1:05.409	1:53.019	1:05.772	118.6	31:30.218	9	1	3:59.455B	56.930	1:40.442	1:22.083	155.4	40:36.960
8	1	5:07.287	2:33.626	1:40.813	52.848	158.4	36:37.505	10	1	11:46.223	9:13.299	1:39.958	52.966	163.1	52:23.183
9	1	3:59.455B	56.930	1:40.442	1:22.083	155.4	40:36.960	11	1	3:26.271	56.569	1:37.011	52.691	170.6	55:49.454
10	1	11:46.223	9:13.299	1:39.958	52.966	163.1	52:23.183								
11	1	3:26.271	56.569	1:37.011	52.691	170.6	55:49.454								
114								SHELBY Cobra Daytona Coupe 12							
1.Paul POCHCIOL			3.James HANSON					1 1			5:14.594			2:31.005 1:45.690 57.899 124.7 5:14.594	
2.George POCHCIOL								2 1			3:29.070			54.909 1:40.380 53.781 156.1 8:43.664	
1	1	5:14.594	2:31.005	1:45.690	57.899	124.7	5:14.594	3	1	3:30.381	55.659	1:37.754	56.968	167.7	12:14.045
2	1	3:29.070	54.909	1:40.380	53.781	156.1	8:43.664	4	1	3:55.111B	1:08.704	1:41.440	1:04.967	149.6	16:09.156
3	1	3:30.381	55.659	1:37.754	56.968	167.7	12:14.045	5	1	6:54.742	3:43.567	2:06.956	1:04.219	166.9	23:03.898
4	1	3:55.111B	1:08.704	1:41.440	1:04.967	149.6	16:09.156	6	1	4:15.001	1:09.868	1:52.751	1:12.382	112.6	27:18.899
5	1	6:54.742	3:43.567	2:06.956	1:04.219	166.9	23:03.898	7	1	4:02.106	1:07.472	1:51.607	1:03.027	126.6	31:21.005
6	1	4:15.001	1:09.868	1:52.751	1:12.382	112.6	27:18.899	8	1	4:14.761B	1:04.257	1:51.972	1:18.532	132.5	35:35.766
7	1	4:02.106	1:07.472	1:51.607	1:03.027	126.6	31:21.005	9	1	6:15.419B	2:51.997	1:54.464	1:28.958	135.5	41:51.185
8	1	4:14.761B	1:04.257	1:51.972	1:18.532	132.5	35:35.766								
9	1	6:15.419B	2:51.997	1:54.464	1:28.958	135.5	41:51.185								
115								MG MGB 11							
1.Didier FORRIER			3.Louis MORTREU					1 1			19:46.289			110.1 19:46.289	
2.Jurgen HINDRYCKX								2 1			4:08.185B			1:07.233 141.2 23:54.474	
1	1	19:46.289				110.1	19:46.289	3	1	9:48.411	6:34.729			103.3	33:42.885
2	1	4:08.185B	1:07.233			141.2	23:54.474	4	1	4:24.278	1:12.840	2:03.035	1:08.403	125.1	38:07.163
3	1	9:48.411	6:34.729			103.3	33:42.885	5	1	5:28.734B	1:10.580			130.6	43:35.897
4	1	4:24.278	1:12.840	2:03.035	1:08.403	125.1	38:07.163								
5	1	5:28.734B	1:10.580			130.6	43:35.897								
116								PORSCHE 911 11							
1.Mark BATES			2.James BATES					1 1			5:14.420			2:29.731 1:45.838 58.851 119.5 5:14.420	
1															



1-Spa Six Hours Endurance

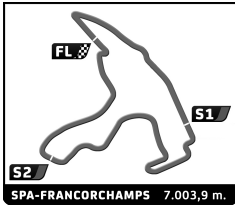
SPA SIX HOURS

Qualifying 1

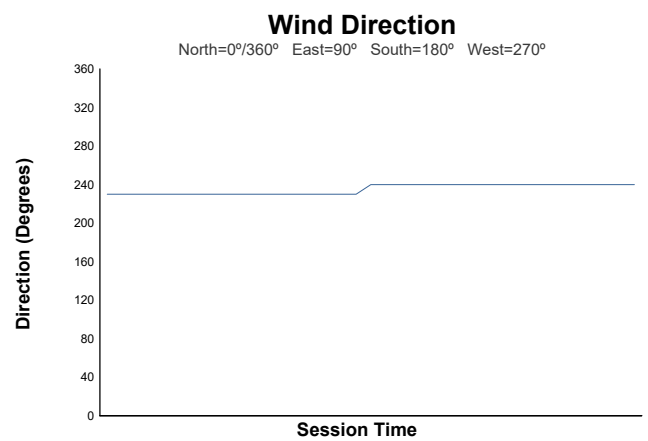
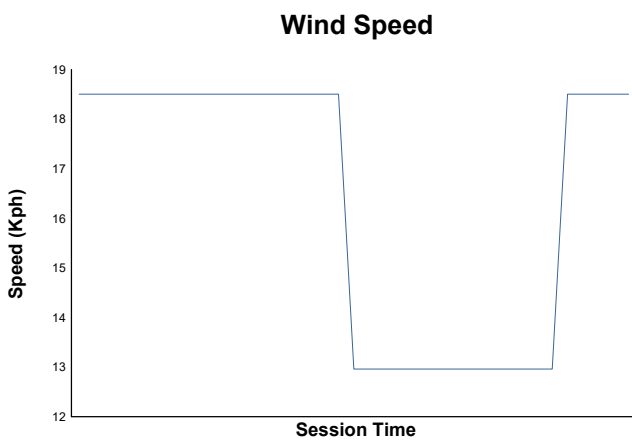
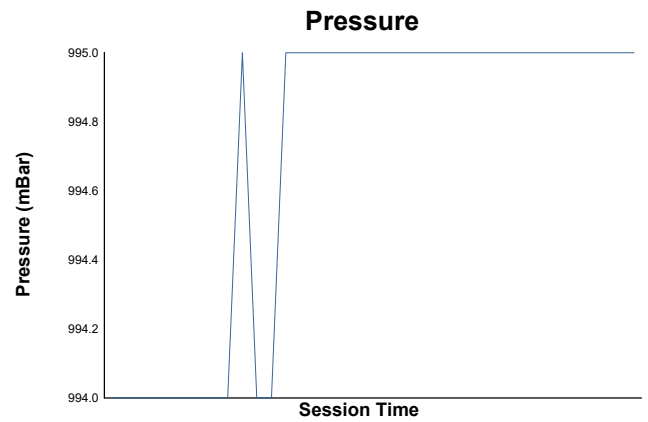
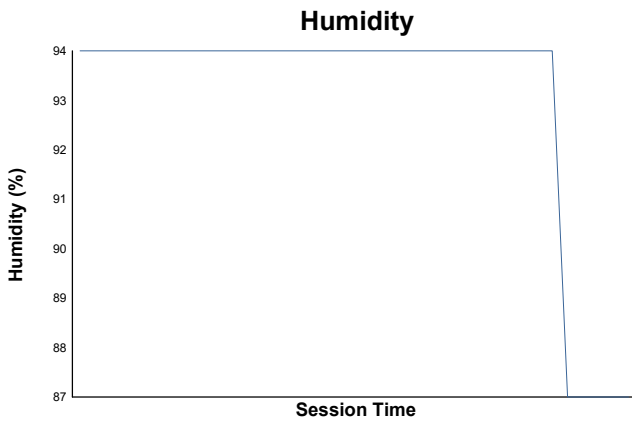
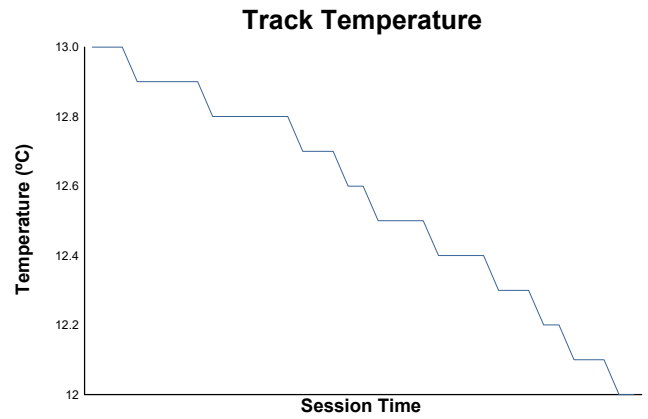
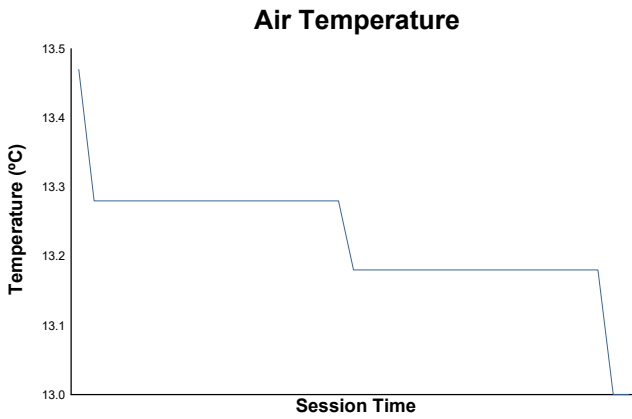
Sector Analysis

_ Invalidated Lap
 ■ Personal Best
 ■ Session Best
 B Crossing the pit lane

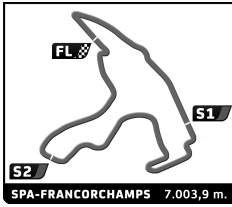
Lap	D	Time	Sector 1	Sector 2	Sector 3	T.Spd	Elapsed	Lap	D	Time	Sector 1	Sector 2	Sector 3	T.Spd	Elapsed
FORD Mustang Notchback															
616		1.Sam ADRIAANS		3.Erwin VAN LIESHOUT		10									
		2.Armand ADRIAANS													
1	1	4:23.696	1:25.908	1:55.675	1:02.113	111.3	4:23.696								
2	1	3:55.408	1:02.916	1:51.988	1:00.504	128.6	8:19.104								
3	1	3:53.510	1:04.120	1:49.279	1:00.111	138.6	12:12.614								
4	1	4:09.144	B 1:04.525	1:52.692	1:11.927	124.6	16:21.758								
5	1	7:08.172	4:11.741	1:53.553	1:02.878	124.9	23:29.930								
6	1	3:51.479	1:03.039	1:47.351	1:01.089	145.4	27:21.409								
7	1	4:06.276	1:09.604	1:54.547	1:02.125	120.0	31:27.685								
8	1	4:05.900	1:04.560	1:58.346	1:02.994	134.2	35:33.585								
9	1	3:56.137	1:05.720	1:52.415	58.002	123.0	39:29.722								
10	1	5:27.489	B 1:09.533	2:04.964	2:12.992	105.1	44:57.211								
PORSCHE 911															
619		1.Sanjay TALWAR				11									
		2.James HADFIELD													
1	1	6:22.130	3:19.620	1:57.337	1:05.173	108.4	6:22.130								
2	1	4:08.428	1:11.000	1:52.045	1:05.383	126.3	10:30.558								
3	1	3:59.952	1:06.317	1:53.048	1:00.587	134.5	14:30.510								
4	1	3:52.297	1:05.149	1:46.177	1:00.971	140.1	18:22.807								
5	1	4:07.240	B 1:04.545	1:49.351	1:13.344	126.0	22:30.047								
6	1	6:05.639	3:14.705	1:48.149	1:02.785	99.6	28:35.686								
7	1	3:52.476	1:06.393	1:46.597	59.486	126.8	32:28.162								
8	1	3:55.056	1:05.253	1:49.607	1:00.196	131.9	36:23.218								
9	1	4:15.980	B 1:04.882	1:45.160	1:25.938	138.6	40:39.198								
TVR Griffiths															
888		1.John DAVISON		3.Nigel GREENSALL		12									
		2.Michael WHITTAKER													
1	1	5:28.137	2:34.096	1:52.237	1:01.804	108.9	5:28.137								
2	1	4:09.987	1:01.776	2:08.023	1:00.188	140.6	9:38.124								
3	1	3:50.696	1:02.304	1:49.272	59.120	137.2	13:28.820								
4	1	3:58.432	B 59.823	1:47.323	1:11.286	132.2	17:27.252								
5	1	7:07.597	4:25.371	1:44.377	57.849	145.2	24:34.849								
6	1	3:28.260	55.853	1:38.828	53.579	160.0	28:03.109								
7	1	3:28.514	55.177	1:37.070	56.267	144.0	31:31.623								
8	1	3:31.227	57.325	1:40.075	53.827	137.2	35:02.850								
9	1	3:21.520	54.272	1:34.626	52.622	184.3	38:24.370								
10	1	5:08.733	B 54.371	2:04.766	2:09.596	160.0	43:33.103								



1-Spa Six Hours Endurance SPA SIX HOURS Qualifying 1 Weather Report



Track Status: **WET**




1-Spa Six Hours Endurance

SPA SIX HOURS

Qualifying 2

Final Classification

No Drivers	Team	Car	Cl.	Time	Lap Total	Gap	Kph
1 30	M. GRAF VON OEYNSHAUSEN / N. VERDONCK	FORD GT40	+	3:16.036	3 9	- -	128.6
2 45	A. KOLB / V. KOLB / F. STIPPLER	SHELBY Cobra	12	3:19.823	4 7	+3.787 +3.787	126.2
3 3	N. DITTING / S. HANCOCK	FORD GT40	+	3:21.762	4 7	+5.726 +1.939	125.0
4 169	C. GRAF VON FABER-CASTELL / A. NEWALL	SHELBY Cobra Daytona	12	3:24.179	5 8	+8.143 +2.417	123.5
5 39	A. SMITH / J. CLARK / B. MITCHELL	JAGUAR E Type Lightweight	12	3:24.888	3 6	+8.852 +0.709	123.1
6 188	S. OSBORNE / R. SMITH / C. WARD	JAGUAR E Type	12	3:27.241	4 5	+11.205 +2.353	121.7
7 24	L. GRAF VON WEDEL / A. GRAF VON WEDEL / C. GRAF VON WEDEL	LOTUS Elan	10	3:29.177	4 7	+13.141 +1.936	120.5
8 41	D. FRANCHITTI / M. FRANCHITTI / A. LOTTERER	FORD GT40	+	3:32.794	4 5	+16.758 +3.617	118.5
9 36	S. LYNN / M. LYNN / A. HADDON	FORD GT40	+	3:34.126	3 9	+18.090 +1.332	117.8
10 14	X. SANZ DE ACEDO / R. RAWE / M. THORNE	FORD GT40	+	3:34.167	2 7	+18.131 +0.041	117.7
11 9	W. FRIEDRICHS / P. FRIEDRICHS / S. HADFIELD	ASTON MARTIN DB4 GT DP214	12	3:35.930	5 9	+19.894 +1.763	116.8
12 8	D. HART / O. HART / N. PASTORELLI	FORD GT40	+	3:36.127	2 4	+20.091 +0.197	116.7
13 79	C. VAN LANSCHOT / K. LE BLANC / R. WILLS	FORD Falcon	10	3:36.235	2 3	+20.199 +0.108	116.6
14 21	O. BRYANT / J. TWYMAN / P. KEEN	FORD GT40	+	3:37.014	3 6	+20.978 +0.779	116.2
15 165	M. BATES / J. BATES	PORSCHE 911	11	3:37.496	3 8	+21.460 +0.482	115.9
16 61	C. NISTORICA / G. WILLIAMS / N. PRIMROSE	JAGUAR E Type	7	3:38.470	5 9	+22.434 +0.974	115.4
17 352	D. KONSBRUCK / P. VERMAST / L. PICHONNIER	SHELBY Mustang GT 350	12	3:38.759	5 6	+22.723 +0.289	115.3
18 11	F. WAKEMAN / A. SMITH / M. GRANT-PETERKIN	FORD GT40	+	3:38.913	4 8	+22.877 +0.154	115.2
19 98	J. FARLEY / E. VAN DE POELE	FORD GT40	+	3:39.168	3 8	+23.132 +0.255	115.0
20 7	R. MEINS / C. LILLINGSTON PRICE / R. HUFF	FORD GT40	+	3:39.563	4 8	+23.527 +0.395	114.8
21 144	P. POCHCIOL / G. POCHCIOL / J. HANSON	SHELBY Cobra Daytona Coupe	12	3:41.267	4 6	+25.231 +1.704	114.0
22 135	P. REYNOLDS / D. QUINTERO / J. THOMAS	LOTUS Elan 26R	10	3:42.625	2 4	+26.589 +1.358	113.3
23 10	L. SANCHEZ / N. SALEWSKY / M. FUNKE	FORD GT40	+	3:45.613	6 9	+29.577 +2.988	111.8
24 77	R. GREENHALGH / A. GREENHALGH / J. GREENHALGH	SHELBY Cobra	12	3:45.680	3 8	+29.644 +0.067	111.7
25 12	B. GRIESEMANN / G. GRIESEMANN	FORD GT40	+	3:47.171	5 8	+31.135 +1.491	111.0
26 48	P. TOOMS / E. SEVADJIAN / R. ROWE	LOTUS Elan 26R	10	3:47.599	2 6	+31.563 +0.428	110.8
27 100	B. GEORGI / V. ICKX / A. WEINZIERL	FORD 1964 Falcon Sprint	10	3:47.649	3 5	+31.613 +0.050	110.8
28 43	G. GOMES / J. CLARIDGE / J. DENTY	LOTUS Elan	10	3:48.146	2 8	+32.110 +0.497	110.5
29 19	L. KERKHOFS / E. GEERAERTS / L. MOORTGAT	FORD Mustang Mk1	10	3:49.630	3 8	+33.594 +1.484	109.8
30 35	M. BIRCH / D. BURKE	FORD GT40	+	3:50.255	4 6	+34.219 +0.625	109.5
31 64	B. KELLEN / Y. MUNHOWEN / M. SCHILTZ	FORD Mustang	10	3:50.706	2 3	+34.670 +0.451	109.3
32 23	R. HYETT / C. HYETT	LOTUS Elan 26R	10	3:51.351	2 5	+35.315 +0.645	109.0
33 27	R. FRANKEL / G. TURRAL / L. FRANKEL	FORD Falcon Spirit	10	3:52.259	3 6	+36.223 +0.908	108.6
34 28	P. BORDET / E. BORDET	MARCOS 1800 GT	s	3:54.053	5 8	+38.017 +1.794	107.7
35 616	S. ADRIAANS / A. ADRIAANS / E. VAN LIESHOUT	FORD Mustang Notchback	10	3:54.189	3 8	+38.153 +0.136	107.7
36 62	C. GERMAIN / A. DARLEY / N. REUBEN	TVR Griffith 200	12	3:54.470	2 3	+38.434 +0.281	107.5
37 49	M. GRAY / K. GRAY	JAGUAR E Type	12	3:55.070	4 5	+39.034 +0.600	107.3
38 46	C. BOURIEZ / A. MILLE / .	LOTUS Elan 26R	10	3:57.186	5 7	+41.150 +2.116	106.3
39 66	L. WOS / A. YOOL	TURNER MKII	11	3:59.510	4 8	+43.474 +2.324	105.3
40 52	P. LAMBILLIOTTE / A. LAMBILLIOTTE	LOTUS Elan	10	4:01.255	3 8	+45.219 +1.745	104.5
41 149	D. FORRIER / J. HINDRYCKX / L. MORTREU	MG MGB	11	4:02.921	2 6	+46.885 +1.666	103.8
42 55	P. DE CRAENE / D. DE CRAENE	PORSCHE 911	11	4:03.616	3 8	+47.580 +0.695	103.5
43 37	X. MARTENS / B. VAN ELDEREN / F. FICK	PORSCHE 911	11	4:04.036	4 7	+48.000 +0.420	103.3
44 16	D. SMITH / I. ROWLEY	GILBERN 1800GT	11	4:05.031	3 8	+48.995 +0.995	102.9
45 110	R. OWEN / S. KING / D. COOKE	FORD Galaxie 500XL	10	4:06.391	2 5	+50.355 +1.360	102.3
46 200	S. BERCHON / J. DA ROCHA	JAGUAR E Type	12	4:09.041	5 6	+53.005 +2.650	101.2
47 511	N. KING / T. MOGRIDGE / M. HALES	TRIUMPH TR4	11	4:09.739	2 7	+53.703 +0.698	101.0
48 54	P. ZUMSTEIN / M. HAURI	AUSTIN HEALEY 3000 Mk2	12	4:10.319	4 8	+54.283 +0.580	100.7
49 44	M. THORNE / S. BENNETT-BAGGS / J. TODD	AUSTIN HEALEY 3000	12	4:10.460	3 8	+54.424 +0.141	100.7
50 2	P. PEDERSEN / N. KJAERGAARD / A. WEISS	GINETTA G4R	s	4:10.506	2 4	+54.470 +0.046	100.7
51 91	S. SCHAMPSCHULA / M. SCHELLONG / C. HENKE	TRIUMPH TR4	11	4:11.914	4 5	+55.878 +1.408	100.1
52 194	P. MACEDO SILVA / J. MONROY	FORD GT40 Roadster	+	4:15.151	3 5	+59.115 +3.237	98.8
53 202	E. DE WEERDT / L. BRANCKAERTS / B. KABERGS	FORD Mustang	10	4:17.306	4 5	+1:01.270 +2.155	98.0
54 104	F. DE CHANTÉRAC / J. DA ROCHA	AUSTIN HEALEY 3000 MK2	12	4:21.937	2 7	+1:05.901 +4.631	96.3
55 111	A. HERREMAN / H. HERREMAN	MG MGB	11	4:25.169	2 3	+1:09.133 +3.232	95.1
56 232	S. FLOECK / C. DORNIER / A. VAN HOODYONK	FORD Shelby Mustang 350 GT	12	4:31.963	2 5	+1:15.927 +6.794	92.7
57 42	S. KÖNIG / P. KÖNIG / D. VERZIJLBERGEN	JAGUAR E Type	12	5:05.446	2 3	+1:49.410 +33.483	82.5
58 1	J. WRIGHT / A. WOLFE / M. GANS	FORD GT40	+				



1-Spa Six Hours Endurance

SPA SIX HOURS

Qualifying 2

Final Classification

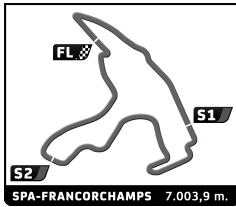
No Drivers	Team	Car	Cl.	Time	Lap Total	Gap	Kph
59 4 C. SCHWARTZ / A. PLEIMES / A. NEWALL		FORD GT40	+		4		
60 5 S. JOEBSTL / G. MCDONALD / R. HALL		LOTUS Elan 26R	10				
61 6 G. PEARSON / A. BRUNDLE / C. HARRIS		FORD GT40	+				
62 15 P. BUHOFER / A. WILLIS / R. FRIEDRICH		LOTUS Elan 26R	10				
63 17 D. DESANTIS / D. HINTON		PORSCHE 911 SWB	11				
64 18 K. TILLEY / M. GRIFFITHS / J. HILL		FORD GT40	+		4		
65 22 H. HAMUNEN / M. LAINE / J. ENQVIST		FORD Shelby Mustang 350 GT	12				
66 25 T. WOOD / W. NUTHALL / M. LYONS		FORD GT40	+		6		
67 31 A. MILLE / Y. SCEMAMA / C. OFFEL DE VILLAUCCOURT		JAGUAR E Type	12		4		
68 32 F. BRANDT / J. BRANDT		TVR Grantura MK III	11		5		
69 33 C. DICHTER / M. SCHMITZ / D. WAGNER		FORD Mustang	10		2		
70 40 G. SHEDDEN / B. BARKER / R. BUTCHER		LOTUS Elan 26R	10		2		
71 53 C. COLL / M. MAC		PORSCHE 911	11		6		
72 69 M. EYEARS / A. STRETTON / E. MORRIS		LOTUS 26R	10				
73 72 N. SLEEP / J. WYKEHAM / A. MONTGOMERY		FORD Shelby Mustang 350 GT	12				
74 73 K. SELDERS / N. REUBEN		TVR Griffith 200	12				
75 101 J. MEEUWISSEN / B. JANSEN / T. MEEUWISSEN		FORD Mustang	10		4		
76 129 K. AHLERS / J. BELLINGER / C. BOCK		MORGAN Plus 4 Super Sports	11				
77 186 D. SMITHIES / C. CLARKSON / M. PANGBORN		SHELBY Cobra Daytona	12		1		
78 619 S. TALWAR / J. HADFIELD		PORSCHE 911	11				
79 888 J. DAVISON / M. WHITTAKER / N. GREENSALL		TVR Griffiths	12		5		

Fastest Lap: Lap 3 | Marcus GRAF VON OEYNHAUSEN | 3:16.036 | 128.6 Kph

Published at:

Track Status: **WET**

Stewards Ronald BARBIERE, Chairman Alexandre MAGIS Etienne MASSILLON			Timekeeper Alberto Estébanez	
--	--	--	--	--



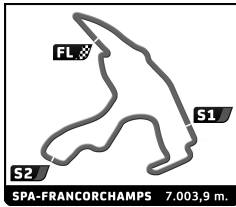
1-Spa Six Hours Endurance

SPA SIX HOURS

Qualifying 2

Final Classification by Class

No Drivers	Team	Car	Time	Lap Total	Gap	Kph
10						
1 24	L. GRAF VON WEDEL / A. GRAF VON WEDEL / C. GRAF VON WEDEL	LOTUS Elan	3:29.177	4 7		120.5
2 79	C. VAN LANSCHOT / K. LE BLANC / R. WILLS	FORD Falcon	3:36.235	2 3	+7.058 +7.058	116.6
3 135	P. REYNOLDS / D. QUINTERO / J. THOMAS	LOTUS Elan 26R	3:42.625	2 4	+13.448 +6.390	113.3
4 48	P. TOOMS / E. SEVADJIAN / R. ROWE	LOTUS Elan 26R	3:47.599	2 6	+18.422 +4.974	110.8
5 100	B. GEORGI / V. ICKX / A. WEINZIERL	FORD 1964 Falcon Sprint	3:47.649	3 5	+18.472 +0.050	110.8
6 43	G. GOMES / J. CLARIDGE / J. DENTY	LOTUS Elan	3:48.146	2 8	+18.969 +0.497	110.5
7 19	L. KERKHOFS / E. GEERAERTS / L. MOORTGAT	FORD Mustang Mk1	3:49.630	3 8	+20.453 +1.484	109.8
8 64	B. KELLEN / Y. MUNHOWEN / M. SCHILTZ	FORD Mustang	3:50.706	2 3	+21.529 +1.076	109.3
9 23	R. HYETT / C. HYETT	LOTUS Elan 26R	3:51.351	2 5	+22.174 +0.645	109.0
10 27	R. FRANKEL / G. TURRAL / L. FRANKEL	FORD Falcon Spirit	3:52.259	3 6	+23.082 +0.908	108.6
11 616	S. ADRIAANS / A. ADRIAANS / E. VAN LIESHOUT	FORD Mustang Notchback	3:54.189	3 8	+25.012 +1.930	107.7
12 46	C. BOURIEZ / A. MILLE / .	LOTUS Elan 26R	3:57.186	5 7	+28.009 +2.997	106.3
13 52	P. LAMBILLIOTTE / A. LAMBILLIOTTE	LOTUS Elan	4:01.255	3 8	+32.078 +4.069	104.5
14 110	R. OWEN / S. KING / D. COOKE	FORD Galaxie 500XL	4:06.391	2 5	+37.214 +5.136	102.3
15 202	E. DE WEERTD / L. BRANCKAERTS / B. KABERGS	FORD Mustang	4:17.306	4 5	+48.129 +10.915	98.0
16 5	S. JOEBSTL / G. MCDONALD / R. HALL	LOTUS Elan 26R				
17 15	P. BUHOFFER / A. WILLIS / R. FRIEDRICH	LOTUS Elan 26R				
18 33	C. DICHTER / M. SCHMITZ / D. WAGNER	FORD Mustang		2		
19 40	G. SHEDDEN / B. BARKER / R. BUTCHER	LOTUS Elan 26R		2		
20 69	M. EYEARS / A. STRETTON / E. MORRIS	LOTUS 26R				
21 101	J. MEEUWISSEN / B. JANSEN / T. MEEUWISSEN	FORD Mustang		4		
+						
1 30	M. GRAF VON OEYNSHAUSEN / N. VERDONCK	FORD GT40	3:16.036	3 9		128.6
2 3	N. DITTING / S. HANCOCK	FORD GT40	3:21.762	4 7	+5.726 +5.726	125.0
3 41	D. FRANCHITTI / M. FRANCHITTI / A. LOTTERER	FORD GT40	3:32.794	4 5	+16.758 +11.032	118.5
4 36	S. LYNN / M. LYNN / A. HADDON	FORD GT40	3:34.126	3 9	+18.090 +1.332	117.8
5 14	X. SANZ DE ACEDO / R. RAWE / M. THORNE	FORD GT40	3:34.167	2 7	+18.131 +0.041	117.7
6 8	D. HART / O. HART / N. PASTORELLI	FORD GT40	3:36.127	2 4	+20.091 +1.960	116.7
7 21	O. BRYANT / J. TWYMAN / P. KEEN	FORD GT40	3:37.014	3 6	+20.978 +0.887	116.2
8 11	F. WAKEMAN / A. SMITH / M. GRANT-PETERKIN	FORD GT40	3:38.913	4 8	+22.877 +1.899	115.2
9 98	J. FARLEY / E. VAN DE POELE	FORD GT40	3:39.168	3 8	+23.132 +0.255	115.0
10 7	R. MEINS / C. LILLINGSTON PRICE / R. HUFF	FORD GT40	3:39.563	4 8	+23.527 +0.395	114.8
11 10	L. SANCHEZ / N. SALEWSKY / M. FUNKE	FORD GT40	3:45.613	6 9	+29.577 +6.050	111.8
12 12	B. GRIESEMANN / G. GRIESEMANN	FORD GT40	3:47.171	5 8	+31.135 +1.558	111.0
13 35	M. BIRCH / D. BURKE	FORD GT40	3:50.255	4 6	+34.219 +3.084	109.5
14 194	P. MACEDO SILVA / J. MONROY	FORD GT40 Roadster	4:15.151	3 5	+59.115 +24.896	98.8
15 1	J. WRIGHT / A. WOLFE / M. GANS	FORD GT40				
16 4	C. SCHWARTZ / A. PLEIMES / A. NEWALL	FORD GT40		4		
17 6	G. PEARSON / A. BRUNDLE / C. HARRIS	FORD GT40				
18 18	K. TILLEY / M. GRIFFITHS / J. HILL	FORD GT40		4		
19 25	T. WOOD / W. NUTHALL / M. LYONS	FORD GT40		6		
11						
1 165	M. BATES / J. BATES	PORSCHE 911	3:37.496	3 8		115.9
2 66	L. WOS / A. YOOL	TURNER MKII	3:59.510	4 8	+22.014 +22.014	105.3
3 149	D. FORRIER / J. HINDRYCKX / L. MORTREU	MG MGB	4:02.921	2 6	+25.425 +3.411	103.8
4 55	P. DE CRAENE / D. DE CRAENE	PORSCHE 911	4:03.616	3 8	+26.120 +0.695	103.5
5 37	X. MARTENS / B. VAN ELDEREN / F. FICK	PORSCHE 911	4:04.036	4 7	+26.540 +0.420	103.3
6 16	D. SMITH / I. ROWLEY	GILBERN 1800GT	4:05.031	3 8	+27.535 +0.995	102.9
7 511	N. KING / T. MOGRIDGE / M. HALES	TRIUMPH TR4	4:09.739	2 7	+32.243 +4.708	101.0
8 91	S. SCHAMSCHULA / M. SCHIELONG / C. HENKE	TRIUMPH TR4	4:11.914	4 5	+34.418 +2.175	100.1
9 111	A. HERREMAN / H. HERREMAN	MG MGB	4:25.169	2 3	+47.673 +13.255	95.1
10 17	D. DESANTIS / D. HINTON	PORSCHE 911 SWB				
11 32	F. BRANDT / J. BRANDT	TVR Grantura MK III		5		
12 53	C. COLL / M. MAC	PORSCHE 911		6		
13 129	K. AHLERS / J. BELLINGER / C. BOCK	MORGAN Plus 4 Super Sports				
14 619	S. TALWAR / J. HADFIELD	PORSCHE 911				
12						
1 45	A. KOLB / V. KOLB / F. STIPLER	SHELBY Cobra	3:19.823	4 7		126.2
2 169	C. GRAF VON FABER-CASTELL / A. NEWALL	SHELBY Cobra Daytona	3:24.179	5 8	+4.356 +4.356	123.5
3 39	A. SMITH / J. CLARK / B. MITCHELL	JAGUAR E Type Lightweight	3:24.888	3 6	+5.065 +0.709	123.1
4 188	S. OSBORNE / R. SMITH / C. WARD	JAGUAR E Type	3:27.241	4 5	+7.418 +2.353	121.7
5 9	W. FRIEDRICHS / P. FRIEDRICHS / S. HADFIELD	ASTON MARTIN DB4 GT DP214	3:35.930	5 9	+16.107 +8.689	116.8
6 352	D. KONSBRUCK / P. VERMAST / L. PICHONNIER	SHELBY Mustang GT 350	3:38.759	5 6	+18.936 +2.829	115.3
7 144	P. POCHCIOL / G. POCHCIOL / J. HANSON	SHELBY Cobra Daytona Coupe	3:41.267	4 6	+21.444 +2.508	114.0
8 77	R. GREENHALGH / A. GREENHALGH / J. GREENHALGH	SHELBY Cobra	3:45.680	3 8	+25.857 +4.413	111.7



1-Spa Six Hours Endurance

SPA SIX HOURS

Qualifying 2

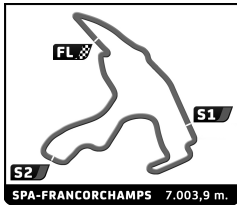
Final Classification by Class

No Drivers	Team	Car	Time	Lap Total	Gap	Kph
12						
9	62 C. GERMAIN / A. DARLEY / N. REUBEN	TVR Griffith 200	3:54.470	2 3	+34.647 +8.790	107.5
10	49 M. GRAY / K. GRAY	JAGUAR E Type	3:55.070	4 5	+35.247 +0.600	107.3
11	200 S. BERCHON / J. DA ROCHA	JAGUAR E Type	4:09.041	5 6	+49.218 +13.971	101.2
12	54 P. ZUMSTEIN / M. HAURI	AUSTIN HEALEY 3000 Mk2	4:10.319	4 8	+50.496 +1.278	100.7
13	44 M. THORNE / S. BENNETT-BAGGS / J. TODD	AUSTIN HEALEY 3000	4:10.460	3 8	+50.637 +0.141	100.7
14	104 F. DE CHANTÉRAC / J. DA ROCHA	AUSTIN HEALEY 3000 MK2	4:21.937	2 7	+1'02.114 +11.477	96.3
15	232 S. FLOECK / C. DORNIER / A. VAN HOOYDONK	FORD Shelby Mustang 350 GT	4:31.963	2 5	+1'12.140 +10.026	92.7
16	42 S. KÖNIG / P. KÖNIG / D. VERZIJLBERGEN	JAGUAR E Type	5:05.446	2 3	+1'45.623 +33.483	82.5
17	22 H. HAMUNEN / M. LAINE / J. ENQVIST	FORD Shelby Mustang 350 GT				
18	31 A. MILLE / Y. SCEMAMA / C. OFFEL DE VILLAUCCOURT	JAGUAR E Type		4		
19	72 N. SLEEP / J. WYKEHAM / A. MONTGOMERY	FORD Shelby Mustang 350 GT				
20	73 K. SELDERS / N. REUBEN	TVR Griffith 200				
21	186 D. SMITHIES / C. CLARKSON / M. PANGBORN	SHELBY Cobra Daytona		1		
22	888 J. DAVISON / M. WHITTAKER / N. GREENSALL	TVR Griffiths		5		
7						
1	61 C. NISTORICA / G. WILLIAMS / N. PRIMROSE	JAGUAR E Type	3:38.470	5 9		115.4
S						
1	28 P. BORDET / E. BORDET	MARCOS 1800 GT	3:54.053	5 8		107.7
2	2 P. PEDERSEN / N. KJAERGAARD / A. WEISS	GINETTA G4R	4:10.506	2 4	+16.453 +16.453	100.7

Published at:

Track Status: **WET**

Stewards Ronald BARBIERE, Chairman Alexandre MAGIS Etienne MASSILLON			Timekeeper Alberto Estébanez
--	--	--	--




1-Spa Six Hours Endurance

SPA SIX HOURS

Qualifying 2

Final Classification by Group

No Drivers	Team	Car	Time	Lap Total	Gap	Kph
GTP						
1	30 M. GRAF VON OEYENHAUSEN / N. VERDONCK	FORD GT40	3:16.036	3 9		128.6
2	3 N. DITTING / S. HANCOCK	FORD GT40	3:21.762	4 7	+5.726 +5.726	125.0
3	41 D. FRANCHITTI / M. FRANCHITTI / A. LOTTERER	FORD GT40	3:32.794	4 5	+16.758 +11.032	118.5
4	36 S. LYNN / M. LYNN / A. HADDON	FORD GT40	3:34.126	3 9	+18.090 +1.332	117.8
5	14 X. SANZ DE ACEDO / R. RAWE / M. THORNE	FORD GT40	3:34.167	2 7	+18.131 +0.041	117.7
6	8 D. HART / O. HART / N. PASTORELLI	FORD GT40	3:36.127	2 4	+20.091 +1.960	116.7
7	21 O. BRYANT / J. TWYMAN / P. KEEN	FORD GT40	3:37.014	3 6	+20.978 +0.887	116.2
8	11 F. WAKEMAN / A. SMITH / M. GRANT-PETERKIN	FORD GT40	3:38.913	4 8	+22.877 +1.899	115.2
9	98 J. FARLEY / E. VAN DE POELE	FORD GT40	3:39.168	3 8	+23.132 +0.255	115.0
10	7 R. MEINS / C. LILLINGSTON PRICE / R. HUFF	FORD GT40	3:39.563	4 8	+23.527 +0.395	114.8
11	10 L. SANCHEZ / N. SALEWSKY / M. FUNKE	FORD GT40	3:45.613	6 9	+29.577 +6.050	111.8
12	12 B. GRIESEMANN / G. GRIESEMANN	FORD GT40	3:47.171	5 8	+31.135 +1.558	111.0
13	35 M. BIRCH / D. BURKE	FORD GT40	3:50.255	4 6	+34.219 +3.084	109.5
14	28 P. BORDET / E. BORDET	MARCOS 1800 GT	3:54.053	5 8	+38.017 +3.798	107.7
15	2 P. PEDERSEN / N. KJAERGAARD / A. WEISS	GINETTA G4R	4:10.506	2 4	+54.470 +16.453	100.7
16	194 P. MACEDO SILVA / J. MONROY	FORD GT40 Roadster	4:15.151	3 5	+59.115 +4.645	98.8
17	1 J. WRIGHT / A. WOLFE / M. GANS	FORD GT40				
18	4 C. SCHWARTZ / A. PLEIMES / A. NEWALL	FORD GT40		4		
19	6 G. PEARSON / A. BRUNDLE / C. HARRIS	FORD GT40				
20	18 K. TILLEY / M. GRIFFITHS / J. HILL	FORD GT40		4		
21	25 T. WOOD / W. NUTHALL / M. LYONS	FORD GT40		6		
GTS						
1	45 A. KOLB / V. KOLB / F. STIPLER	SHELBY Cobra	3:19.823	4 7		126.2
2	169 C. GRAF VON FABER-CASTELL / A. NEWALL	SHELBY Cobra Daytona	3:24.179	5 8	+4.356 +4.356	123.5
3	39 A. SMITH / J. CLARK / B. MITCHELL	JAGUAR E Type Lightweight	3:24.888	3 6	+5.065 +0.709	123.1
4	188 S. OSBORNE / R. SMITH / C. WARD	JAGUAR E Type	3:27.241	4 5	+7.418 +2.353	121.7
5	24 L. GRAF VON WEDEL / A. GRAF VON WEDEL / C. GRAF VON WEDEL	LOTUS Elan	3:29.177	4 7	+9.354 +1.936	120.5
6	9 W. FRIEDRICHS / P. FRIEDRICHS / S. HADFIELD	ASTON MARTIN DB4 GT DP214	3:35.930	5 9	+16.107 +6.753	116.8
7	165 M. BATES / J. BATES	PORSCHE 911	3:37.496	3 8	+17.673 +1.566	115.9
8	61 C. NISTORICA / G. WILLIAMS / N. PRIMROSE	JAGUAR E Type	3:38.470	5 9	+18.647 +0.974	115.4
9	352 D. KONSBRUCK / P. VERMAST / L. PICHONNIER	SHELBY Mustang GT 350	3:38.759	5 6	+18.936 +0.289	115.3
10	144 P. POCHCIOL / G. POCHCIOL / J. HANSON	SHELBY Cobra Daytona Coupe	3:41.267	4 6	+21.444 +2.508	114.0
11	135 P. REYNOLDS / D. QUINTERO / J. THOMAS	LOTUS Elan 26R	3:42.625	2 4	+22.802 +1.358	113.3
12	77 R. GREENHALGH / A. GREENHALGH / J. GREENHALGH	SHELBY Cobra	3:45.680	3 8	+25.857 +3.055	111.7
13	48 P. TOOMS / E. SEVADJIAN / R. ROWE	LOTUS Elan 26R	3:47.599	2 6	+27.776 +1.919	110.8
14	43 G. GOMES / J. CLARIDGE / J. DENTY	LOTUS Elan	3:48.146	2 8	+28.323 +0.547	110.5
15	23 R. HYETT / C. HYETT	LOTUS Elan 26R	3:51.351	2 5	+31.528 +3.205	109.0
16	62 C. GERMAIN / A. DARLEY / N. REUBEN	TVR Griffith 200	3:54.470	2 3	+34.647 +3.119	107.5
17	49 M. GRAY / K. GRAY	JAGUAR E Type	3:55.070	4 5	+35.247 +0.600	107.3
18	46 C. BOURIEZ / A. MILLE / .	LOTUS Elan 26R	3:57.186	5 7	+37.363 +2.116	106.3
19	66 L. WOS / A. YOOL	TURNER MKII	3:59.510	4 8	+39.687 +2.324	105.3
20	52 P. LAMBILLIOTTE / A. LAMBILLIOTTE	LOTUS Elan	4:01.255	3 8	+41.432 +1.745	104.5
21	149 D. FORRIER / J. HINDRYCKX / L. MORTREU	MG MGB	4:02.921	2 6	+43.098 +1.666	103.8
22	55 P. DE CRAENE / D. DE CRAENE	PORSCHE 911	4:03.616	3 8	+43.793 +0.695	103.5
23	37 X. MARTENS / B. VAN ELDEREN / F. FICK	PORSCHE 911	4:04.036	4 7	+44.213 +0.420	103.3
24	16 D. SMITH / I. ROWLEY	GILBERN 1800GT	4:05.031	3 8	+45.208 +0.995	102.9
25	200 S. BERCHON / J. DA ROCHA	JAGUAR E Type	4:09.041	5 6	+49.218 +4.010	101.2
26	511 N. KING / T. MOGRIDGE / M. HALES	TRIUMPH TR4	4:09.739	2 7	+49.916 +0.698	101.0
27	54 P. ZUMSTEIN / M. HAURI	AUSTIN HEALEY 3000 Mk2	4:10.319	4 8	+50.496 +0.580	100.7
28	44 M. THORNE / S. BENNETT-BAGGS / J. TODD	AUSTIN HEALEY 3000	4:10.460	3 8	+50.637 +0.141	100.7
29	91 S. SCHAMSCHULA / M. SCHELLONG / C. HENKE	TRIUMPH TR4	4:11.914	4 5	+52.091 +1.454	100.1
30	104 F. DE CHANTÉRAC / J. DA ROCHA	AUSTIN HEALEY 3000 MK2	4:21.937	2 7	+1'02.114 +10.023	96.3
31	111 A. HERREMAN / H. HERREMAN	MG MGB	4:25.169	2 3	+1'05.346 +3.232	95.1
32	232 S. FLOECK / C. DORNIER / A. VAN HOOYDONK	FORD Shelby Mustang 350 GT	4:31.963	2 5	+1'12.140 +6.794	92.7
33	42 S. KÖNIG / P. KÖNIG / D. VERZIJLBERGEN	JAGUAR E Type	5:05.446	2 3	+1'45.623 +33.483	82.5
34	5 S. JOEBSTL / G. MCDONALD / R. HALL	LOTUS Elan 26R				
35	15 P. BUHOFER / A. WILLIS / R. FRIEDRICHS	LOTUS Elan 26R				
36	17 D. DESANTIS / D. HINTON	PORSCHE 911 SWB				
37	22 H. HAMUNEN / M. LAINE / J. ENQVIST	FORD Shelby Mustang 350 GT				
38	31 A. MILLE / Y. SCEMAMA / C. OFFEL DE VILLAUCOURT	JAGUAR E Type		4		
39	32 F. BRANDT / J. BRANDT	TVR Grantura MK III		5		
40	40 G. SHEDDEN / B. BARKER / R. BUTCHER	LOTUS Elan 26R		2		
41	53 C. COLL / M. MAC	PORSCHE 911		6		
42	69 M. EYEARS / A. STRETTON / E. MORRIS	LOTUS 26R				
43	72 N. SLEEP / J. WYKEHAM / A. MONTGOMERY	FORD Shelby Mustang 350 GT				
44	73 K. SELDERS / N. REUBEN	TVR Griffith 200				



1-Spa Six Hours Endurance

SPA SIX HOURS

Qualifying 2


Final Classification by Group

No Drivers	Team	Car	Time	Lap Total	Gap	Kph
GTS						
45 129	K. AHLERS / J. BELLINGER / C. BOCK	MORGAN Plus 4 Super Sports				
46 186	D. SMITHIES / C. CLARKSON / M. PANGBORN	SHELBY Cobra Daytona		1		
47 619	S. TALWAR / J. HADFIELD	PORSCHE 911				
48 888	J. DAVISON / M. WHITTAKER / N. GREENSALL	TVR Griffiths		5		
TC						
1 79	C. VAN LANSCHOT / K. LE BLANC / R. WILLS	FORD Falcon	3:36.235	2 3		116.6
2 100	B. GEORGI / V. ICKX / A. WEINZIERL	FORD 1964 Falcon Sprint	3:47.649	3 5	+11.414 +11.414	110.8
3 19	L. KERKHOFS / E. GEERAERTS / L. MOORTGAT	FORD Mustang Mk1	3:49.630	3 8	+13.395 +1.981	109.8
4 64	B. KELLEN / Y. MUNHOWEN / M. SCHILTZ	FORD Mustang	3:50.706	2 3	+14.471 +1.076	109.3
5 27	R. FRANKEL / G. TURRAL / L. FRANKEL	FORD Falcon Spirit	3:52.259	3 6	+16.024 +1.553	108.6
6 616	S. ADRIAANS / A. ADRIAANS / E. VAN LIESHOUT	FORD Mustang Notchback	3:54.189	3 8	+17.954 +1.930	107.7
7 110	R. OWEN / S. KING / D. COOKE	FORD Galaxie 500XL	4:06.391	2 5	+30.156 +12.202	102.3
8 202	E. DE WEERDT / L. BRANCKAERTS / B. KABERGS	FORD Mustang	4:17.306	4 5	+41.071 +10.915	98.0
9 33	C. DICHTER / M. SCHMITZ / D. WAGNER	FORD Mustang		2		
10 101	J. MEEUWISSEN / B. JANSEN / T. MEEUWISSEN	FORD Mustang		4		

Published at:

Track Status: **WET**

Stewards Ronald BARBIERE, Chairman Alexandre MAGIS Etienne MASSILLON			Timekeeper Alberto Estébanez
--	--	--	--




1-Spa Six Hours Endurance

SPA SIX HOURS

Qualifying 2

Best Sector Times

Sector 1		Sector 2		Sector 3		No Team	Class	Ideal Lap	Best Lap		
No Driver	Time	No Driver	Time	No Driver	Time						
1	30 M.GRAF VON OEYNHAUSEN	52.246	30 M.GRAF VON OEYNHAUSEN	1:32.607	30 M.GRAF VON OEYNHAUSEN	49.709	1	30	+	3:14.562	3:16.036 (1)
2	39 A.SMITH	53.631	45 A.KOLB	1:35.193	45 A.KOLB	50.390	2	45	12	3:19.525	3:19.823 (2)
3	45 A.KOLB	53.942	169 C.GRAF VON FABER-CASTELL	1:35.405	3 N.DITTING	51.569	3	3	+	3:21.287	3:21.762 (3)
4	3 N.DITTING	53.953	3 N.DITTING	1:35.765	11 F.WAKEMAN	51.665	4	169	12	3:23.492	3:24.179 (4)
5	25 T.WOOD	55.215	39 A.SMITH	1:36.913	169 C.GRAF VON FABER-CASTELL	51.810	5	39	12	3:24.888	3:24.888 (5)
6	11 F.WAKEMAN	55.283	165 M.BATES	1:37.246	188 S.OSBORNE	51.926	6	188	12	3:26.102	3:27.241 (6)
7	24 L.GRAF VON WEDEL	55.921	25 T.WOOD	1:37.264	24 L.GRAF VON WEDEL	53.491	7	11	+	3:26.502	3:38.913 (18)
8	9 W.FRIEDRICHS	55.957	40 G.SHEDDEN	1:37.872	165 M.BATES	53.798	8	25	+	3:27.904	
9	188 S.OSBORNE	56.027	888 J.DAVISON	1:38.113	888 J.DAVISON	53.929	9	888	12	3:28.997	
10	169 C.GRAF VON FABER-CASTELL	56.277	188 S.OSBORNE	1:38.149	21 O.BRYANT	54.006	10	24	10	3:29.061	3:29.177 (7)
11	36 S.LYNN	56.657	41 D.FRANCHITTI	1:38.804	41 D.FRANCHITTI	54.052	11	165	11	3:29.391	3:37.496 (15)
12	98 J.FARLEY	56.783	7 R.MEINS	1:39.321	36 S.LYNN	54.256	12	36	+	3:30.536	3:34.126 (9)
13	888 J.DAVISON	56.955	79 C.VAN LANSCHOT	1:39.418	39 A.SMITH	54.344	13	7	+	3:31.998	3:39.563 (20)
14	7 R.MEINS	57.371	11 F.WAKEMAN	1:39.554	12 B.GRIESEMANN	55.120	14	41	+	3:32.559	3:32.794 (8)
15	40 G.SHEDDEN	57.824	53 C.COLL	1:39.609	14 X.SANZ DE ACEDO	55.226	15	21	+	3:33.240	3:37.014 (14)
16	8 D.HART	58.159	36 S.LYNN	1:39.623	7 R.MEINS	55.306	16	9	12	3:33.351	3:35.930 (11)
17	165 M.BATES	58.347	24 L.GRAF VON WEDEL	1:39.649	25 T.WOOD	55.425	17	14	+	3:34.167	3:34.167 (10)
18	352 D.KONSRUCK	58.563	21 O.BRYANT	1:39.856	616 S.ADRIAANS	55.601	18	79	10	3:34.619	3:36.235 (13)
19	14 X.SANZ DE ACEDO	58.976	14 X.SANZ DE ACEDO	1:39.965	9 W.FRIEDRICHS	55.845	19	8	+	3:34.791	3:36.127 (12)
20	44 M.THORNE	58.992	8 D.HART	1:40.487	61 C.NISTORICA	55.958	20	40	10	3:35.670	
21	53 C.COLL	59.204	18 K.TILLEY	1:40.900	79 C.VAN LANSCHOT	55.959	21	53	11	3:36.918	
22	79 C.VAN LANSCHOT	59.242	9 W.FRIEDRICHS	1:41.549	8 D.HART	56.145	22	98	+	3:38.233	3:39.168 (19)
23	21 O.BRYANT	59.378	135 P.REYNOLDS	1:41.969	18 K.TILLEY	56.360	23	61	7	3:38.470	3:38.470 (16)
24	616 S.ADRIAANS	59.383	61 C.NISTORICA	1:43.109	77 R.GREENHALGH	56.408	24	352	12	3:38.759	3:38.759 (17)
25	61 C.NISTORICA	59.403	98 J.FARLEY	1:43.361	144 P.POCHCIOL	56.432	25	18	+	3:39.007	
26	144 P.POCHCIOL	59.440	48 P.TOOMS	1:43.431	43 G.GOMES	56.454	26	135	10	3:39.704	3:42.625 (22)
27	41 D.FRANCHITTI	59.703	352 D.KONSRUCK	1:43.525	44 M.THORNE	56.554	27	44	12	3:40.231	4:10.460 (49)
28	10 L.SANCHEZ	59.758	77 R.GREENHALGH	1:44.268	352 D.KONSRUCK	56.671	28	616	10	3:40.733	3:54.189 (35)
29	135 P.REYNOLDS	59.775	64 B.KELLEN	1:44.657	48 P.TOOMS	56.915	29	77	12	3:41.068	3:45.680 (24)
30	64 B.KELLEN	59.785	44 M.THORNE	1:44.685	101 J.MEEUWISSEN	57.805	30	48	10	3:41.179	3:47.599 (26)
31	77 R.GREENHALGH	1:00.392	10 L.SANCHEZ	1:44.772	135 P.REYNOLDS	57.960	31	144	12	3:41.267	3:41.267 (21)
32	12 B.GRIESEMANN	1:00.415	101 J.MEEUWISSEN	1:44.803	98 J.FARLEY	58.089	32	12	+	3:42.559	3:47.171 (25)
33	31 A.MILLE	1:00.482	31 A.MILLE	1:44.908	53 C.COLL	58.105	33	101	10	3:43.129	
34	101 J.MEEUWISSEN	1:00.521	144 P.POCHCIOL	1:45.395	4 C.SCHWARTZ	58.357	34	10	+	3:43.352	3:45.613 (23)
35	48 P.TOOMS	1:00.833	616 S.ADRIAANS	1:45.749	10 L.SANCHEZ	58.822	35	64	10	3:43.355	3:50.706 (31)
36	19 L.KERKHOF	1:00.905	43 G.GOMES	1:46.254	64 B.KELLEN	58.913	36	43	10	3:43.778	3:48.146 (28)
37	100 B.GEORGI	1:00.996	4 C.SCHWARTZ	1:46.299	100 B.GEORGI	59.086	37	31	12	3:45.584	
38	43 G.GOMES	1:01.070	100 B.GEORGI	1:46.867	35 M.BIRCH	59.200	38	100	10	3:46.949	3:47.649 (27)
39	23 R.HYETT	1:01.732	12 B.GRIESEMANN	1:47.024	23 R.HYETT	59.352	39	19	10	3:49.032	3:49.630 (29)
40	18 K.TILLEY	1:01.747	35 M.BIRCH	1:47.220	19 L.KERKHOF	59.372	40	4	+	3:49.470	
41	37 X.MARTENS	1:02.156	55 P.DE CRAENE	1:48.257	40 G.SHEDDEN	59.974	41	35	+	3:49.603	3:50.255 (30)
42	35 M.BIRCH	1:03.183	19 L.KERKHOF	1:48.755	28 P.BORDET	1:00.018	42	23	10	3:49.960	3:51.351 (32)
43	27 R.FRANKEL	1:03.371	23 R.HYETT	1:48.876	49 M.GRAY	1:00.110	43	37	11	3:51.705	4:04.036 (43)
44	62 C.GERMAIN	1:03.408	66 L.WOS	1:49.178	66 L.WOS	1:00.139	44	62	12	3:53.496	3:54.470 (36)
45	28 P.BORDET	1:03.964	37 X.MARTENS	1:49.185	46 C.BOURIEZ	1:00.179	45	28	s	3:53.555	3:54.053 (34)
46	46 C.BOURIEZ	1:04.539	52 P.LAMBILLIOTTE	1:49.331	31 A.MILLE	1:00.194	46	66	11	3:54.756	3:59.510 (39)
47	4 C.SCHWARTZ	1:04.814	49 M.GRAY	1:49.353	37 X.MARTENS	1:00.364	47	49	12	3:55.070	3:55.070 (37)
48	511 N.KING	1:05.176	62 C.GERMAIN	1:49.379	62 C.GERMAIN	1:00.709	48	46	10	3:55.798	3:57.186 (38)
49	66 L.WOS	1:05.439	28 P.BORDET	1:49.573	52 P.LAMBILLIOTTE	1:01.764	49	52	10	3:58.299	4:01.255 (40)
50	49 M.GRAY	1:05.607	16 D.SMITH	1:49.934	55 P.DE CRAENE	1:01.960	50	27	10	3:58.422	3:52.259 (33)
51	104 F.DE CHANTERAC	1:06.248	27 R.FRANKEL	1:50.230	91 S.SCHAMSCHULA	1:02.719	51	55	11	3:58.909	4:03.616 (42)
52	2 P.PEDERSEN	1:06.358	110 R.OWEN	1:50.718	511 N.KING	1:03.468	52	511	11	4:01.073	4:09.739 (47)
53	52 P.LAMBILLIOTTE	1:07.204	46 C.BOURIEZ	1:51.080	200 S.BERCHON	1:03.560	53	16	11	4:01.316	4:05.031 (44)
54	16 D.SMITH	1:07.253	200 S.BERCHON	1:51.176	16 D.SMITH	1:04.129	54	104	12	4:02.438	4:21.937 (54)
55	110 R.OWEN	1:07.706	104 F.DE CHANTERAC	1:51.701	104 F.DE CHANTERAC	1:04.489	55	110	10	4:04.697	4:06.391 (45)
56	54 P.ZUMSTEIN	1:07.730	511 N.KING	1:52.429	2 P.PEDERSEN	1:04.667	56	200	12	4:04.834	4:09.041 (46)




1-Spa Six Hours Endurance

SPA SIX HOURS

Qualifying 2

Best Sector Times

		Sector 1		Sector 2		Sector 3				Class	Ideal Lap	Best Lap
No	Driver	Time	No Driver	Time	No Driver	Time	No Team					
57	149 D.FORRIER	1:08.092	232 S.FLOECK	1:54.604	54 P.ZUMSTEIN	1:04.688	57	2	s	4:06.799	4:10.506 (50)	
58	55 P.DE CRAENE	1:08.692	54 P.ZUMSTEIN	1:55.189	27 R.FRANKEL	1:04.821	58	54	12	4:07.607	4:10.319 (48)	
59	200 S.BERCHON	1:10.098	194 P.MACEDO SILVA	1:55.232	202 E.DE WEERDT	1:05.525	59	91	11	4:09.386	4:11.914 (51)	
60	91 S.SCHAMSCHULA	1:10.362	2 P.PEDERSEN	1:55.774	110 R.OWEN	1:06.273	60	194	+	4:13.002	4:15.151 (52)	
61	194 P.MACEDO SILVA	1:11.429	32 F.BRANDT	1:56.174	194 P.MACEDO SILVA	1:06.341	61	202	10	4:15.953	4:17.306 (53)	
62	202 E.DE WEERDT	1:12.493	91 S.SCHAMSCHULA	1:56.305	232 S.FLOECK	1:09.142	62	232	12	4:20.118	4:31.963 (56)	
63	111 A.HERREMAN	1:13.487	202 E.DE WEERDT	1:57.935	32 F.BRANDT	1:10.606	63	32	11	4:23.889		
64	232 S.FLOECK	1:16.372	42 S.KÖNIG	2:12.945	33 C.DICHTER	1:16.601	64	33	10	4:55.918		
65	32 F.BRANDT	1:17.109	33 C.DICHTER	2:13.676	42 S.KÖNIG	1:21.099	65	42	12	4:58.836	5:05.446 (57)	




1-Spa Six Hours Endurance

SPA SIX HOURS

Qualifying 2

Best Top Speed

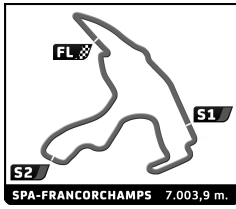
Team	Car	Class	Top Speed	Top 1	Top 2	Top 3	Top 4	Top 5	Avg					
			Kph	Lap	Kph	Lap	Kph	Lap	Kph					
39	JAGUAR E Type Lightweight	12	A. SMITH	181.5	3	157.9	5	156.3	4	123.9	6	121.3	2	148.2
24	LOTUS Elan	10	L. GRAF VON WEDEL	179.4	5	171.4	4	169.0	6	166.7	3	165.1	2	170.3
30	FORD GT40	+	M. GRAF VON OEYNSHAUSEN	172.2	5	162.2	3	155.6	6	155.2	1	150.6	2	159.2
45	SHELBY Cobra	12	A. KOLB	171.2	4	167.2	3	164.1	2	157.0	5	143.0	1	160.5
79	FORD Falcon	10	C. VAN LANSCHOT	169.3	3	151.5	2	97.9	1					139.6
36	FORD GT40	+	S. LYNN	168.2	4	151.9	3	144.6	6	138.3	5	134.8	2	147.6
43	LOTUS Elan	10	G. GOMES	164.9	2	149.8	3	125.6	7	125.1	8	110.5	6	135.2
9	ASTON MARTIN DB4 GT DP214	12	W. FRIEDRICHS	163.1	6	161.4	5	157.4	3	146.7	4	146.3	9	155.0
194	FORD GT40 Roadster	+	P. MACEDO SILVA	162.4	5	114.4	3	107.9	1	100.7	2	97.9	4	116.7
352	SHELBY Mustang GT 350	12	D. KONSBRUCK	162.2	5	134.0	6	130.6	3	125.1	1	120.0	4	134.4
3	FORD GT40	+	N. DITTING	161.4	4	153.2	3	146.9	2	137.6	7	131.7	5	146.2
165	PORSCHE 911	11	M. BATES	160.7	5	147.3	6	145.7	4	144.2	3	139.2	8	147.4
77	SHELBY Cobra	12	R. GREENHALGH	160.2	3	147.7	5	143.0	4	135.0	6	133.7	2	143.9
8	FORD GT40	+	D. HART	156.3	2	153.4	4	146.5	3	141.0	1			149.3
98	FORD GT40	+	J. FARLEY	155.8	3	149.6	4	137.8	8	130.1	6	119.5	5	138.6
25	FORD GT40	+	T. WOOD	153.8	5	145.6	6	135.8	3	125.3	4	118.7	2	135.8
188	JAGUAR E Type	12	S. OSBORNE	153.8	3	151.7	4	149.8	1	137.4	5	129.7	2	144.5
16	GILBERN 1800GT	11	D. SMITH	152.3	5	117.4	3	116.4	4	112.9	7	109.8	2	121.8
48	LOTUS Elan 26R	10	P. TOOMS	152.3	1	140.8	6	139.4	5	136.7	3	113.0	4	136.4
169	SHELBY Cobra Daytona	12	C. GRAF VON FABER-CASTELL	152.3	2	147.9	5	146.7	6	140.4	4	139.7	1	145.4
21	FORD GT40	+	O. BRYANT	151.3	5	139.0	3	134.5	2	117.3	6	115.5	4	131.5
41	FORD GT40	+	D. FRANCHITTI	150.8	3	145.6	4	130.8	2	128.4	5	91.0	1	129.3
10	FORD GT40	+	L. SANCHEZ	149.8	7	146.5	6	144.0	5	143.8	2	137.9	3	144.4
888	TVR Griffiths	12	J. DAVISON	149.6	4	142.5	5	139.9	2	129.7	3	106.4	1	133.6
61	JAGUAR E Type	7	C. NISTORICA	149.0	9	143.8	4	143.4	2	127.4	7	127.1	3	138.1
135	LOTUS Elan 26R	10	P. REYNOLDS	148.6	4	139.5	2	132.2	3	119.9	1			135.1
7	FORD GT40	+	R. MEINS	148.4	4	134.2	7	131.7	5	129.3	2	123.9	8	133.5
27	FORD Falcon Spirit	10	R. FRANKEL	148.4	2	145.9	3	145.0	4	130.4	6	123.1	1	138.6
35	FORD GT40	+	M. BIRCH	148.4	6	144.6	2	138.5	3	136.7	4	125.6	5	138.8
53	PORSCHE 911	11	C. COLL	147.9	5	140.4	3	134.2	6	127.8	4	125.1	2	135.1
19	FORD Mustang Mk1	10	L. KERKHOF	147.5	3	144.4	4	130.4	5	129.3	2	125.4	1	135.4
66	TURNER MKII	11	L. WOS	147.3	5	144.4	8	134.7	4	134.7	6	129.7	2	138.2
616	FORD Mustang Notchback	10	S. ADRIAANS	146.7	8	129.3	3	127.8	5	125.7	4	125.7	6	131.0
144	SHELBY Cobra Daytona Coupe	12	P. POCHCIOL	145.9	6	133.2	3	131.4	5	124.1	4	121.1	1	131.1
11	FORD GT40	+	F. WAKEMAN	145.7	8	140.8	4	136.0	6	134.8	5	130.4	7	137.5
28	MARCOS 1800 GT	s	P. BORDET	143.8	4	139.9	6	139.4	8	136.7	5	136.4	3	139.2
149	MG MGB	11	D. FORRIER	143.4	2	135.8	3	128.6	5	126.8	1	108.5	4	128.6
23	LOTUS Elan 26R	10	R. HYETT	143.0	3	135.2	2	132.2	5	128.7	1	104.7	4	128.8
101	FORD Mustang	10	J. MEEUWISSEN	142.7	2	128.7	1	127.1	3	85.8	4			121.1
64	FORD Mustang	10	B. KELLEN	142.3	3	134.0	2	110.4	1					128.9
44	AUSTIN HEALEY 3000	12	M. THORNE	141.7	8	139.7	3	139.2	7	130.9	6	130.6	4	136.4
52	LOTUS Elan	10	P. LAMBILLIOTTE	141.2	3	133.8	4	131.1	8	129.0	5	116.5	7	130.3
14	FORD GT40	+	X. SANZ DE ACEDO	139.4	2	130.0	5	126.8	6	125.4	3	122.6	1	128.8
100	FORD 1964 Falcon Sprint	10	B. GEORGI	139.2	5	134.0	2	132.2	3	125.6	4	87.3	1	123.7
37	PORSCHE 911	11	X. MARTENS	139.0	3	130.8	5	129.5	7	125.9	4	113.0	6	127.6
12	FORD GT40	+	B. GRIESEMANN	138.6	5	138.5	3	137.4	4	135.8	1	133.7	6	136.8
104	AUSTIN HEALEY 3000 MK2	12	F. DE CHANTERAC	137.2	4	135.8	6	120.7	5	112.6	3	100.3	2	121.3
110	FORD Galaxie 500XL	10	R. OWEN	136.0	3	110.4	2	106.8	1	90.8	4	74.9	5	103.8
46	LOTUS Elan 26R	10	C. BOURIEZ	135.2	5	131.4	4	124.7	2	123.4	3	120.8	6	127.1
2	GINETTA G4R	s	P. PEDERSEN	134.8	4	125.6	2	120.9	3	108.2	1			122.4
31	JAGUAR E Type	12	A. MILLE	133.2	4	131.2	2	130.9	3	107.8	1			125.8



1-Spa Six Hours Endurance SPA SIX HOURS Qualifying 2

Best Top Speed

Team	Car	Class	Top Speed	Top 1	Top 2	Top 3	Top 4	Top 5	Avg					
				Kph Lap	Kph Lap	Kph Lap	Kph Lap	Kph Lap						
55	PORSCHE 911	11	P. DE CRAENE	132.8	3	125.9	4	118.2	7	111.7	2	104.9	5	118.7
54	AUSTIN HEALEY 3000 Mk2	12	P. ZUMSTEIN	132.7	4	131.4	5	119.7	3	111.0	2	102.5	6	119.5
232	FORD Shelby Mustang 350 GT	12	S. FLOECK	132.0	3	118.4	2	117.4	4	106.4	5	105.6	1	116.0
18	FORD GT40	+	K. TILLEY	130.8	4	121.8	3	117.6	2	116.4	1			121.7
49	JAGUAR E Type	12	M. GRAY	130.0	3	125.7	1	123.7	2	120.4	4	107.9	5	121.5
91	TRIUMPH TR4	11	S. SCHAMSCHULA	127.2	5	124.1	4	120.1	3	117.3	1	116.9	2	121.1
40	LOTUS Elan 26R	10	G. SHEDDEN	125.7	2	120.8	1							123.3
511	TRIUMPH TR4	11	N. KING	125.3	5	121.2	3	121.2	7	120.9	2	115.9	4	120.9
111	MG MGB	11	A. HERREMAN	124.9	2	116.4	3	114.4	1					118.6
4	FORD GT40	+	C. SCHWARTZ	123.3	4	118.6	2	118.4	3	94.3	1			113.7
202	FORD Mustang	10	E. DE WEERDT	123.1	5	108.7	4	105.0	3	102.6	2	89.3	1	105.7
200	JAGUAR E Type	12	S. BERCHON	122.7	3	115.5	2	113.7	1	107.1	5	100.8	6	112.0
62	TVR Griffith 200	12	C. GERMAIN	115.4	1	102.1	2	86.0	3					101.2
32	TVR Grantura MK III	11	F. BRANDT	112.9	4	107.5	3	106.1	1	91.0	5	73.3	2	98.2
186	SHELBY Cobra Daytona	12	D. SMITHIES	110.9	1									110.9
42	JAGUAR E Type	12	S. KÖNIG	103.0	2	102.6	3	96.6	1					100.7
33	FORD Mustang	10	C. DICHTER	92.8	2	87.7	1							90.3
1	FORD GT40	+												
5	LOTUS Elan 26R	10												
6	FORD GT40	+												
15	LOTUS Elan 26R	10												
17	PORSCHE 911 SWB	11												
22	FORD Shelby Mustang 350 GT	12												
69	LOTUS 26R	10												
72	FORD Shelby Mustang 350 GT	12												
73	TVR Griffith 200	12												
129	MORGAN Plus 4 Super Sports	11												
619	PORSCHE 911	11												




1-Spa Six Hours Endurance

SPA SIX HOURS

Qualifying 2

Fastest Lap Sequence

Elapsed	No Team	Car	Class	Driver	Time	Kph	Lap
6:52.730	45	SHELBY Cobra	12	Alexander KOLB	3:23.042	124.2	2
10:13.027	45	SHELBY Cobra	12	Alexander KOLB	3:20.297	125.9	3
11:26.807	30	FORD GT40	+	Marcus GRAF VON OEYNSHAUSEN	3:16.036	128.6	3



1-Spa Six Hours Endurance


SPA SIX HOURS

Qualifying 2

Sector Analysis

— Invalidated Lap ■ Personal Best ■ Session Best B Crossing the pit lane

Lap	D	Time	Sector 1	Sector 2	Sector 3	T.Spd	Elapsed	Lap	D	Time	Sector 1	Sector 2	Sector 3	T.Spd	Elapsed			
2	GINETTA G4R							s	6	1	3:52.289	B	57.325	1:45.240	1:09.724	163.1	22:19.887	
	1.Palle Birkelund PEDERSEB, Alexander WEISS								7	1	6:16.352	B	2:41.605	1:51.310	1:43.437	140.3	28:36.239	
	2.Nicolai Torsland KJAERGA								8	1	9:11.475		6:33.658	1:41.549	56.268	120.1	37:47.714	
	1	1	6:12.324	3:07.631	1:55.774	1:08.919	108.2		6:12.324	9	1	3:47.265	B	58.765	1:40.485	1:08.015	146.3	41:34.979
	2	1	4:10.506	1:06.568	1:59.271	1:04.667	125.6		10:22.830	FORD GT40								
3	FORD GT40							+	1.Luco SANCHEZ 3.Michael FUNKE									
	2.Samuel HANCOCK								2.Nick SALEWSKY									
	1	1	6:23.821	3:43.347	1:45.937	54.537	125.4		6:23.821	1	1	4:15.024	1:22.114	1:51.979	1:00.931	107.1	4:15.024	
	2	1	3:24.654	54.700	1:36.014	53.940	146.9		9:48.475	2	1	3:52.103	1:01.627	1:48.877	1:01.599	143.8	8:07.127	
	3	1	3:22.985	54.501	1:35.765	52.719	153.2		13:11.460	3	1	3:53.065	1:03.196	1:48.661	1:01.208	137.9	12:00.192	
4	FORD GT40							+	1.Christophe SCHWARTZ 3.Andrew NEWALL									
	2.Alexander PLEIMES								2.Nick SALEWSKY									
	1	1	6:26.075	3:15.944	2:02.212	1:07.919	94.3		6:26.075	4	1	3:40.727	1:03.360	1:41.535	55.832	134.8	19:57.864	
	2	1	4:36.888	B	1:10.704	2:00.322	1:25.862		118.6	11:02.963	5	1	3:45.763	59.921	1:47.020	58.822	144.0	19:36.497
	3	1	13:53.375	...	1:46.299	58.357	118.4		24:56.338	6	1	3:45.613	59.758	1:44.772	1:01.083	146.5	23:22.110	
7	FORD GT40							+	1.Frederic WAKEMAN 3.Mike GRANT-PETERKIN									
	2.Chris LILLINGSTON PRICI								2.Andrew SMITH									
	1	1	5:41.061	2:41.436	1:53.261	1:06.364	105.6		5:41.061	7	1	4:13.226	B	1:02.925	1:46.427	1:23.874	149.8	27:35.336
	2	1	3:58.659	1:06.304	1:52.110	1:00.245	129.3		9:39.720	8	1	10:47.471	7:53.460	1:51.754	1:02.257	99.4	38:22.807	
	3	1	3:43.708	1:00.966	1:44.778	57.964	118.8		13:23.428	9	1	4:29.659	B	1:00.079	1:57.457	1:32.123	118.3	42:52.466
8	FORD GT40							+	1.Björn GRIESEMANN 3.Mike THORNE									
	2.Olivier HART								2.Robert RAWE									
	1	1	6:26.075	3:15.944	2:02.212	1:07.919	94.3		6:26.075	1	1	4:10.866	1:26.793	1:46.224	57.849	122.6	4:10.866	
	2	1	4:36.888	B	1:10.704	2:00.322	1:25.862		118.6	11:02.963	2	1	3:34.167	58.976	1:39.965	55.226	139.4	7:45.033
	3	1	13:53.375	...	1:46.299	58.357	118.4		24:56.338	3	1	3:51.570	B	59.381	1:42.944	1:09.245	125.4	11:36.603
9	ASTON MARTIN DB4 GT DP214							12	1.Wolfgang FRIEDRICHS 3.Simon HADFIELD									
	2.Paul FRIEDRICHS								2.Robert RAWE									
	1	1	5:41.061	2:41.436	1:53.261	1:06.364	105.6		5:41.061	4	1	6:56.125	B	3:48.001	1:49.844	1:18.280	105.0	18:32.728
	2	1	3:58.659	1:06.304	1:52.110	1:00.245	129.3		9:39.720	5	1	6:34.734	B	3:12.638	1:57.153	1:24.943	130.0	25:07.462
	3	1	3:43.708	1:00.966	1:44.778	57.964	118.8		13:23.428	6	1	13:57.836	...	2:00.600	1:09.500	126.8	39:05.298	
10	FORD GT40							+	1.Björn GRIESEMANN 3.Mike THORNE									
	2.Georg GRIESEMANN								2.Robert RAWE									
	1	1	6:26.075	3:15.944	2:02.212	1:07.919	94.3		6:26.075	1	1	4:10.866	1:26.793	1:46.224	57.849	122.6	4:10.866	
	2	1	4:36.888	B	1:10.704	2:00.322	1:25.862		118.6	11:02.963	2	1	3:34.167	58.976	1:39.965	55.226	139.4	7:45.033
	3	1	13:53.375	...	1:46.299	58.357	118.4		24:56.338	3	1	3:51.570	B	59.381	1:42.944	1:09.245	125.4	11:36.603
11	FORD GT40							+	1.Björn GRIESEMANN 3.Mike THORNE									
	2.Chris LILLINGSTON PRICI								2.Robert RAWE									
	1	1	5:41.061	2:41.436	1:53.261	1:06.364	105.6		5:41.061	4	1	6:56.125	B	3:48.001	1:49.844	1:18.280	105.0	18:32.728
	2	1	3:58.659	1:06.304	1:52.110	1:00.245	129.3		9:39.720	5	1	6:34.734	B	3:12.638	1:57.153	1:24.943	130.0	25:07.462
	3	1	3:43.708	1:00.966	1:44.778	57.964	118.8		13:23.428	6	1	13:57.836	...	2:00.600	1:09.500	126.8	39:05.298	
12	FORD GT40							+	1.Björn GRIESEMANN 3.Mike THORNE									
	2.Chris LILLINGSTON PRICI								2.Robert RAWE									
	1	1	5:41.061	2:41.436	1:53.261	1:06.364	105.6		5:41.061	7	1	4:35.459	B	1:06.739	2:04.548	1:24.172	112.3	43:40.757
	2	1	3:58.659	1:06.304	1:52.110	1:00.245	129.3		9:39.720	8	1	4:46.357	B	1:11.544	2:03.620	1:31.193	100.5	44:42.249
	3	1	3:43.708	1:00.966	1:44.778	57.964	118.8		13:23.428	9	1	4:46.357	B	1:11.544	2:03.620	1:31.193	100.5	44:42.249
14	GILBERN 1800GT							11	1.David SMITH 3.Mike THORNE									
	2.Chris LILLINGSTON PRICI								2.Robert RAWE									
	1	1	5:41.061	2:41.436	1:53.261	1:06.364	105.6		5:41.061	1	1	5:32.174	2:24.761	1:56.984	1:10.429	103.6	5:32.174	
	2	1	3:58.659	1:06.304	1:52.110	1:00.245	129.3		9:39.720	2	1	5:32.174	2:24.761	1:56.984	1:10.429	103.6	5:32.174	
	3	1	3:43.708	1:00.966	1:44.778	57.964	118.8		13:23.428	3	1	5:32.174	2:24.761	1:56.984	1:10.429	103.6	5:32.174	



1-Spa Six Hours Endurance


SPA SIX HOURS

Qualifying 2

Sector Analysis

— Invalidated Lap ■ Personal Best ■ Session Best B Crossing the pit lane

Lap	D	Time	Sector 1	Sector 2	Sector 3	T.Sp	Elapsed	Lap	D	Time	Sector 1	Sector 2	Sector 3	T.Sp	Elapsed
18 1.Kyle TILLEY 3.Jake HILL FORD GT40 + 2.Miles GRIFFITHS															
1	1	5:23.866	2:29.507	1:52.101	1:02.258	116.4	5:23.866								
2	1	4:14.924B	1:13.634	1:51.935	1:09.355	117.6	9:38.790								
3	1	15:26.792	...	1:40.900	56.360	121.8	25:05.582								
4	1	4:59.158B	1:01.747	2:16.023	1:41.388	130.8	30:04.740								
19 1.Ludo KERKHOFS 3.Luc MOORTGAT FORD Mustang Mk1 10 2.EDWIN GEERAERTS															
1	1	3:55.682	51.261	1:58.223	1:06.198	125.4	3:55.682								
2	1	3:55.848	1:04.746			129.3	7:51.530								
3	1	3:49.630	1:00.905	1:49.353	59.372	147.5	11:41.160								
4	1	4:23.901B	1:02.894	1:48.755	1:32.252	144.4	16:05.061								
5	1	7:27.526	4:17.670	2:00.008	1:09.848	130.4	23:32.587								
6	1	5:07.007B	1:15.362	2:06.913	1:44.732	103.4	28:39.594								
7	1	9:27.879	6:32.603			120.3	38:07.473								
8	1	4:42.581B	1:09.250	2:00.650	1:32.681	95.4	42:50.054								
21 1.Oliver BRYANT 3.Phil KEEN FORD GT40 + 2.Joe TWYMAN															
1	1	3:57.167	1:10.829	1:48.455	57.883	107.0	3:57.167								
2	1	3:38.894	1:01.915	1:40.479	56.500	134.5	7:36.061								
3	1	3:37.014	59.378	1:42.002	55.634	139.0	11:13.075								
4	1	4:06.568B	1:05.038	1:48.262	1:13.268	115.5	15:19.643								
5	1	8:29.029	5:55.167	1:39.856	54.006	151.3	23:48.672								
6	1	4:04.469B	1:01.340	1:44.930	1:18.199	117.3	27:53.141								
23 1.Ross HYETT 10 LOTUS Elan 26R 2.Charlie HYETT															
1	1	5:16.536	2:27.342	1:49.842	59.352	128.7	5:16.536								
2	1	3:51.351	1:01.732	1:48.876	1:00.743	135.2	9:07.887								
3	1	17:05.322	...	1:52.822	1:00.901	143.0	26:13.209								
4	1	12:26.565	9:33.673	1:53.268	59.624	104.7	38:39.774								
5	1	4:23.036B	1:03.051	1:55.932	1:24.053	132.2	43:02.810								
24 1.Lando GRAF VON WEDEL3.Christian GRAF VON WEDT 10 LOTUS Elan 2.Alexis GRAF VON WEDEL															
1	1	3:37.586	51.168	1:47.447	58.971	148.6	3:37.586								
2	1	3:33.103	57.622	1:41.990	53.491	165.1	7:10.689								
3	1	3:35.481	55.921	1:40.959	58.601	166.7	10:46.170								
4	1	3:29.177	55.985	1:39.649	53.543	171.4	14:15.347								
5	1	3:32.983	57.400	1:41.489	54.094	179.4	17:48.330								
6	1	3:53.809B	56.666	1:41.658	1:15.485	169.0	21:42.139								
7	1	22:20.784B	...	2:07.918	1:32.867	107.6	44:02.923								
25 1.Tony WOOD 3.Michael LYONS FORD GT40 + 2.William NUTHALL															
1	1	4:47.098	1:49.299	1:54.680	1:03.119	96.4	4:47.098								
2	1	4:22.708B	1:13.033	1:57.472	1:12.203	118.7	9:09.806								
3	1	10:05.195B	7:07.776	1:47.012	1:10.407	135.8	19:15.001								
4	1	6:57.731B	4:05.144	1:48.377	1:04.210	125.3	26:12.732								
5	1	12:41.636	...	1:37.264	55.425	153.8	38:54.368								
6	1	4:12.652B	55.215	1:51.042	1:26.395	145.6	43:07.020								
27 1.Richard FRANKEL 3.Louis FRANKEL FORD Falcon Spirit 10 2.Geoffrey TURRAL															
1	1	4:04.246	1:03.616	1:55.809	1:04.821	123.1	4:04.246								
2	1	3:53.509	1:03.740			148.4	7:57.755								
3	1	3:52.259	1:04.741			145.9	11:50.014								
4	1	4:18.600B	1:03.947	1:50.230	1:24.423	145.0	16:08.614								
5	1	7:43.410	4:46.477			117.5	23:52.024								
6	1	4:50.684B	1:03.371	2:01.042	1:46.271	130.4	28:42.708								
28 1.Pierre-Etienne BORDET 3.MARCOS 1800 GT s 2.Emeric BORDET															
1	1	4:33.254	1:29.784	2:00.030	1:03.440	109.1	4:33.254								
2	1	4:03.447	1:09.431	1:53.998	1:00.018	117.9	8:36.701								
3	1	4:16.949B	1:06.568	1:52.904	1:17.477	136.4	12:53.650								
4	1	8:00.092	5:02.077	1:54.137	1:03.878	143.8	20:53.742								
5	1	3:54.053	1:04.302	1:49.573	1:00.178	136.7	24:47.795								
6	1	4:28.768B	1:05.108	1:55.850	1:27.810	139.9	29:16.563								
7	1	9:10.785	6:17.934	1:51.324	1:01.527	136.0	38:27.348								
8	1	4:28.182B	1:03.964	1:52.469	1:31.749	139.4	42:55.530								
30 1.Marcus GRAF VON OEYN 3.FORD GT40 + 2.Nico VERDONCK															
1	1	4:46.735	2:15.199	1:38.102	53.434	155.2	4:46.735								
2	1	3:24.036	54.016	1:34.272	55.748	150.6	8:10.771								
3	1	3:16.036	53.720	1:32.607	49.709	162.2	11:26.807								
4	1	3:16.876	52.246	1:34.772	49.858	132.7	14:43.683								
5	1	3:16.119	52.462	1:33.767	49.890	172.2	17:59.802								
6	1	3:28.725B	53.473	1:34.326	1:00.926	155.6	21:28.527								
7	1	9:00.198B	5:16.469	1:59.130	1:44.599	111.1	30:28.725								
8	1	7:33.876	4:54.145	1:42.639	57.092	142.3	38:02.601								
9	1	3:50.913B	55.055	1:38.846	1:17.012	149.8	41:53.514								
31 1.Armand MILLE 3.JAGUAR E Type 12 2.Yves SCEMAMA															
1	1	5:58.248	3:04.725	1:53.329	1:00.194	107.8	5:58.248								
2	1	4:02.189B	1:07.077	1:45.447	1:09.665	131.2	10:00.437								
3	1	5:30.830	2:44.582	1:45.845	1:00.403	130.9	15:31.267								
4	1	4:02.886B	1:00.482	1:44.908	1:17.496	133.2	19:34.153								



1-Spa Six Hours Endurance

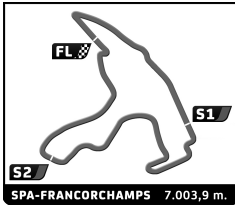
SPA SIX HOURS

Qualifying 2

Sector Analysis

— Invalidated Lap ■ Personal Best ■ Session Best B Crossing the pit lane

Lap	D	Time	Sector 1	Sector 2	Sector 3	T.Spd	Elapsed	Lap	D	Time	Sector 1	Sector 2	Sector 3	T.Spd	Elapsed	
32	1.Florian Nicolai BRANDT 2.Julius Laurentius BRANDT							TVR Grantura MK III 11	4	1	3:28.800	54.567	1:39.040	55.193	156.3	15:27.656
	5	1	3:30.666	56.226	1:38.934	55.506	157.9		18:58.322							
	6	1	3:53.633 B	57.262	1:41.982	1:14.389	123.9		22:51.955							
	1	1	4:46.578	1:27.686	2:05.516	1:13.376	106.1		4:46.578							
	2	1	5:04.615 B	1:25.740	2:12.820	1:26.055	73.3		9:51.193							
	3	1	6:17.905	3:11.125	1:56.174	1:10.606	107.5		16:09.098							
4	1	4:40.780 B	1:17.109	2:01.993	1:21.678	112.9	20:49.878									
5	1	9:12.382 B	5:11.963	2:17.681	1:42.738	91.0	30:02.260									
33	1.Claude DICHTER 2.Max SCHMITZ							FORD Mustang 10	1	1	5:49.216	2:18.939	2:13.676	1:16.601	87.7	5:49.216
	2	1	5:17.930 B	1:25.641	2:17.813	1:34.476	92.8		11:07.146							
	3	1	3:52.547	1:03.183	1:48.587	1:00.777	125.6		20:18.859							
35	1.Michael BIRCH 2.Darren BURKE							FORD GT40 +	1	1	4:32.479	1:29.519	1:55.739	1:07.221	121.2	4:32.479
	2	1	4:03.236	1:07.332	1:53.722	1:02.182	144.6		8:35.715							
	3	1	4:00.342	1:08.188	1:49.711	1:02.443	138.5		12:36.057							
	4	1	3:50.255	1:03.835	1:47.220	59.200	136.7		16:26.312							
	5	1	3:52.547	1:03.183	1:48.587	1:00.777	125.6		20:18.859							
	6	1	4:18.314 B	1:06.869	1:50.653	1:20.792	148.4		24:37.173							
36	1.Shaun LYNN 2.Maxwell LYNN							FORD GT40 +	1	1	5:01.959	2:16.020	1:48.203	57.736	119.3	5:01.959
	2	1	3:41.296	1:00.208	1:45.956	55.132	134.8		8:43.255							
	3	1	3:34.126	58.737	1:40.870	54.519	151.9		12:17.381							
	4	1	3:35.194	57.711	1:39.623	57.860	168.2		15:52.575							
	5	1	3:34.129	58.533	1:41.340	54.256	138.3		19:26.704							
	6	1	3:47.240 B	56.657	1:41.563	1:09.020	144.6		23:13.944							
	7	1	7:12.057 B	3:29.042	1:59.629	1:43.386	113.1		30:26.001							
	8	1	8:21.886	5:31.384	1:50.761	59.741	126.8		38:47.887							
	9	1	4:29.191 B	1:04.065	1:53.994	1:31.132	133.7		43:17.078							
37	1.Xavier MARTENS 2.Bas VAN ELDEREN							PORSCHE 911 11	1	1	6:03.039	3:06.290	1:53.304	1:03.445	110.4	6:03.039
	2	1	4:23.317	1:13.908	2:05.856	1:03.553	93.6		10:26.356							
	3	1	4:04.315	1:08.347	1:53.376	1:02.592	139.0		14:30.671							
	4	1	4:04.036	1:07.615	1:52.949	1:03.472	125.9		18:34.707							
	5	1	4:21.210 B	1:07.645	1:53.753	1:19.812	130.8		22:55.917							
	6	1	16:01.434	...	1:49.185	1:00.364	113.0		38:57.351							
	7	1	4:28.785 B	1:02.156	1:54.965	1:31.664	129.5		43:26.136							
39	1.Andrew SMITH 2.John CLARK							JAGUAR E Type Lightweight 12	1	1	4:50.010	2:03.584	1:49.221	57.205	108.5	4:50.010
	2	1	3:43.958	1:02.795	1:46.734	54.429	121.3		8:33.968							
	3	1	3:24.888	53.631	1:36.913	54.344	181.5		11:58.856							
40	1.Gordon SHEDDEN 2.Ben BARKER							LOTUS Elan 26R 10	4	1	3:28.800	54.567	1:39.040	55.193	156.3	15:27.656
	5	1	3:30.666	56.226	1:38.934	55.506	157.9		18:58.322							
	6	1	3:53.633 B	57.262	1:41.982	1:14.389	123.9		22:51.955							
1	1	3:47.612	1:04.807	1:42.831	59.974	120.8	3:47.612									
2	1	3:40.510 B	57.824	1:37.872	1:04.814	125.7	7:28.122									
41	1.Dario FRANCHITTI 2.Marino FRANCHITTI							FORD GT40 +	1	1	3:59.454	1:11.715	1:48.903	58.836	91.0	3:59.454
	2	1	3:52.447 B	1:05.767	1:41.323	1:05.357	130.8		7:51.901							
	3	1	13:06.706	...	1:38.804	54.579	150.8		20:58.607							
	4	1	3:32.794	59.703	1:39.039	54.052	145.6		24:31.401							
	5	1	4:32.095 B	1:03.722	1:57.018	1:31.355	128.4		29:03.496							
42	1.Stephan KÖNIG 2.Phillip KÖNIG							JAGUAR E Type 12	1	1	5:47.206	1:46.034	2:35.222	1:25.950	96.6	5:47.206
	2	1	5:05.446	1:27.496	2:16.851	1:21.099	103.0		10:52.652							
	3	1	5:08.432 B	1:24.792	2:12.945	1:30.695	102.6		16:01.084							
43	1.Gonçalo GOMES 2.James CLARIDGE							LOTUS Elan 10	1	1	5:29.944	2:31.328	1:56.944	1:01.672	108.7	5:29.944
	2	1	3:48.146	1:03.997	1:47.695	56.454	164.9		9:18.090							
	3	1	4:15.783 B	1:01.583	1:46.254	1:27.946	149.8		13:33.873							
	4	1	7:10.438	3:56.364	2:03.702	1:10.372	81.8		20:44.311							
	5	1	4:13.127	1:10.420	1:55.029	1:07.678	101.8		24:57.438							
	6	1	5:10.088 B	1:09.728	2:18.340	1:42.020	110.5		30:07.526							
	7	1	7:54.544	5:08.165	1:47.671	58.708	125.6		38:02.070							
	8	1	4:07.096 B	1:01.070	1:48.440	1:17.586	125.1		42:09.166							
44	1.Mike THORNE 2.Sarah BENNETT-BAGGS							AUSTIN HEALEY 3000 12	1	1	5:18.811	2:01.327	2:08.323	1:09.161	97.4	5:18.811
	2	1	4:23.122	1:12.002	2:00.144	1:10.976	113.3		9:41.933							
	3	1	4:10.460	1:09.348	1:52.139	1:08.973	139.7		13:52.393							
	4	1	4:14.711	1:09.924	1:58.732	1:06.055	130.6		18:07.104							
	5	1	4:16.688 B	1:07.606	1:52.056	1:17.026	130.6		22:23.792							
	6	1	6:57.101 B	3:33.693	1:56.839	1:26.569	130.9		29:20.893							
	7	1	8:34.369	5:53.130	1:44.685	56.554	139.2		37:55.262							
	8	1	3:56.501 B	58.992	1:41.437	1:16.072	141.7		41:51.763							
45	1.Alexander KOLB 2.Vincent KOLB							SHELBY Cobra 12	1	1	3:29.688	54.578	1:41.887	53.223	143.0	3:29.688
	2	1	3:23.042	55.861	1:36.180	51.001	164.1		6:52.730							
	3	1	3:20.297	53.942	1:35.629	50.726	167.2		10:13.027							



1-Spa Six Hours Endurance


SPA SIX HOURS

Qualifying 2

Sector Analysis

— Invalidated Lap ■ Personal Best ■ Session Best B Crossing the pit lane

Lap	D	Time	Sector 1	Sector 2	Sector 3	T.Sp	Elapsed	Lap	D	Time	Sector 1	Sector 2	Sector 3	T.Sp	Elapsed
46															
1.Christian BOURIEZ															
2.Armand MILLE															
LOTUS Elan 26R															
10															
1	1	5:11.903	2:04.568	1:59.520	1:07.815	99.4	5:11.903	1	1	6:42.324	3:25.654	2:08.239	1:08.431	81.8	6:42.324
2	1	4:01.832	1:05.504	1:53.669	1:02.659	124.7	9:13.735	2	1	4:14.098	1:10.291	1:59.119	1:04.688	111.0	10:56.422
3	1	4:04.339	1:07.845	1:52.677	1:03.817	123.4	13:18.074	3	1	4:17.244	1:11.134	1:59.288	1:06.822	119.7	15:13.666
4	1	4:04.495	1:09.221	1:53.020	1:02.254	131.4	17:22.569	4	1	4:10.319	1:08.401	1:56.352	1:05.566	132.7	19:23.985
5	1	3:57.186	1:04.539	1:51.080	1:01.567	135.2	21:19.755	5	1	4:12.984	1:07.730	1:55.189	1:10.065	131.4	23:36.969
6	1	3:57.248	1:04.729	1:52.340	1:00.179	120.8	25:17.003	6	1	5:13.283B	1:13.120	2:09.678	1:50.485	102.5	28:50.252
7	1	4:59.111B	1:09.266	2:07.983	1:41.862	102.9	30:16.114	7	1	10:17.286	6:57.939	2:08.983	1:10.364	89.8	39:07.538
8	1							8	1	4:58.394B	1:16.527	2:07.101	1:34.766	88.8	44:05.932
48															
1.Paul TOOMS															
2.Edward SEVADJIAN															
3.Robert ROWE															
LOTUS Elan 26R															
10															
1	1	3:27.072	46.726	1:43.431	56.915	152.3	3:27.072	1	1	5:38.237	2:30.291	1:59.325	1:08.621	96.9	5:38.237
2	1	3:47.599	1:03.204	1:47.430	56.965	109.9	7:14.671	2	1	4:18.296	1:13.812	1:54.615	1:09.869	111.7	9:56.533
3	1	4:04.586B	1:00.899	1:47.812	1:15.875	136.7	11:19.257	3	1	4:03.616	1:11.415	1:50.241	1:01.960	132.8	14:00.149
4	1	6:31.147	3:40.185	1:52.039	58.923	113.0	17:50.404	4	1	4:09.882B	1:08.692	1:48.257	1:12.933	125.9	18:10.031
5	1	3:50.244	1:04.896	1:46.268	59.080	139.4	21:40.648	5	1	7:29.688	4:10.937	2:05.741	1:13.010	104.9	25:39.719
6	1	3:47.673	1:00.833	1:47.239	59.601	140.8	25:28.321	6	1	5:57.458B	1:44.801	2:25.478	1:47.179	80.9	31:37.177
7	1							7	1	7:49.483	4:42.915	1:58.375	1:08.193	118.2	39:26.660
8	1							8	1	5:03.871B	1:24.972	2:08.249	1:30.650	90.1	44:30.531
49															
1.Michael GRAY															
2.Kallum GRAY															
JAGUAR E Type															
12															
1	1	4:47.010	1:43.952	1:54.254	1:08.804	125.7	4:47.010	1	1	4:51.346	2:02.786	1:50.874	57.686	111.9	4:51.346
2	1	4:08.112	1:10.471	1:53.490	1:04.151	123.7	8:55.122	2	1	3:48.477	1:06.492	1:45.920	56.065	143.4	8:39.823
3	1	4:01.122	1:07.244	1:52.184	1:01.694	130.0	12:56.244	3	1	3:42.244	1:00.366	1:45.587	56.291	127.1	12:22.067
4	1	3:55.070	1:05.607	1:49.353	1:00.110	120.4	16:51.314	4	1	3:41.779	1:00.108	1:44.889	56.782	143.8	16:03.846
5	1	4:23.727B	1:12.588	1:52.634	1:18.505	107.9	21:15.041	5	1	3:38.470	59.403	1:43.109	55.958	126.3	19:42.316
6	1							6	1	3:46.904	1:01.358	1:45.074	1:00.472	113.8	23:29.220
7	1							7	1	4:10.525B	1:01.728	1:45.522	1:23.275	127.4	27:39.745
8	1							8	1	10:09.944	7:29.238	1:43.868	56.838	122.3	37:49.689
9	1							9	1	4:00.355B	1:00.456	1:41.519	1:18.380	149.0	41:50.044
52															
1.Philippe LAMBILLIOTTE															
2.Antoine LAMBILLIOTTE															
LOTUS Elan															
10															
1	1	5:36.737	2:27.968	2:00.160	1:08.609	96.4	5:36.737	1	1	5:07.887	2:14.829	1:52.349	1:00.709	115.4	5:07.887
2	1	4:15.889	1:12.909	1:56.297	1:06.683	115.6	9:52.626	2	1	3:54.470	1:03.408	1:49.379	1:01.683	102.1	9:02.357
3	1	4:01.255	1:07.536	1:51.669	1:02.050	141.2	13:53.881	3	1	4:26.210B	1:07.407	1:59.840	1:18.963	86.0	13:28.567
4	1	4:05.305	1:09.070	1:52.455	1:03.780	133.8	17:59.186	4	1						
5	1	4:12.519B	1:07.204	1:52.853	1:12.462	129.0	22:11.705	5	1						
6	1	8:14.357B	4:30.269	1:58.925	1:45.163	113.2	30:26.062	6	1						
7	1	9:01.278	6:10.183	1:49.331	1:01.764	116.5	39:27.340	7	1						
8	1	5:02.426B	1:06.201	2:17.074	1:39.151	131.1	44:29.766	8	1						
53															
1.Christian COLL															
2.Mikkel MAC															
PORSCHE 911															
11															
1	1	5:33.370B	2:33.375	1:50.528	1:09.467	121.5	5:33.370	1	1	7:40.012	4:44.593	1:53.392	1:02.027	110.4	7:40.012
2	1	5:31.245B	2:29.042	1:44.877	1:17.326	125.1	11:04.615	2	1	3:50.706	1:03.040	1:48.753	58.913	134.0	11:30.718
3	1	12:09.812	9:30.732	1:40.682	58.398	140.4	23:14.427	3	1	3:55.978B	59.785	1:44.657	1:11.536	142.3	15:26.696
4	1	4:04.185B	1:05.515	1:44.999	1:13.671	127.8	27:18.612	4	1						
5	1	11:37.159	8:59.445	1:39.609	58.105	147.9	38:55.771	5	1						
6	1	4:27.179B	59.204	1:58.077	1:29.898	134.2	43:22.950	6	1						
54															
1.Philipp ZUMSTEIN															
2.Marc HAURI															
AUSTIN HEALEY 3000 Mk2															
12															
1	1	6:42.324	3:25.654	2:08.239	1:08.431	81.8	6:42.324	1	1	5:07.887	2:14.829	1:52.349	1:00.709	115.4	5:07.887
2	1	4:14.098	1:10.291	1:59.119	1:04.688	111.0	10:56.422	2	1	3:54.470	1:03.408	1:49.379	1:01.683	102.1	9:02.357
3	1	4:17.244	1:11.134	1:59.288	1:06.822	119.7	15:13.666	3	1	4:26.210B	1:07.407	1:59.840	1:18.963	86.0	13:28.567
4	1	4:10.319	1:08.401	1:56.352	1:05.566	132.7	19:23.985	4	1						
5	1	4:12.984	1:07.730	1:55.189	1:10.065	131.4	23:36.969	5	1						
6	1	5:13.283B	1:13.120	2:09.678	1:50.485	102.5	28:50.252	6	1						
7	1	10:17.286	6:57.939	2:08.983	1:10.364	89.8	39:07.538	7	1						
8	1	4:58.394B	1:16.527	2:07.101	1:34.766	88.8	44:05.932	8	1						
55															
1.Philippe DE CRAENE															
2.Dorsan DE CRAENE															
PORSCHE 911															
11															
1	1	5:38.237	2:30.291	1:59.325	1:08.621	96.9	5:38.237	1	1	5:07.887	2:14.829	1:52.349	1:00.709	115.4	5:07.887
2	1	4:18.296	1:13.812	1:54.615	1:09.869	111.7	9:56.533	2	1	3:54.470	1:03.408	1:49.379	1:01.683	102.1	9:02.357
3	1	4:03.616	1:11.415	1:50.241	1:01.960	132.8	14:00.149	3	1	4:26.210B	1:07.407	1:59.840	1:18.963	86.0	13:28.567
4	1	4:09.882B	1:08.692	1:48.257	1:12.933	125.9	18:10.031	4	1						
5	1	7:29.688	4:10.937	2:05.741	1:13.010	104.9	25:39.719	5	1						
6	1	5:57.458B	1:44.801	2:25.478	1:47.179	80.9	31:37.177	6	1						
7	1	7:49.483	4:42.915	1:58.375	1:08.193	118.2	39:26.660	7	1						
8	1	5:03.871B	1:24.972	2:08.249	1:30.650	90.1	44:30.531	8	1						
61															
1.Ciprian NISTORICA															
2.Grant WILLIAMS															
3.Neil PRIMROSE															
JAGUAR E Type															
7															
1	1	4:51.346	2:02.786	1:50.874	57.686	111.9	4:51.346	1	1	5:07.887	2:14.829	1:52.349	1:00.709	115.4	5:07.887
2	1	3:48.477	1:06.492	1:45.920	56.065	143.4	8:39.823	2	1	3:54.470	1:03.408	1:49.379	1:01.683	102.1	9:02.357
3	1	3:42.244	1:00.366	1:45.587	56.291	127.1	12:22.067	3	1	4:26.210B	1:07.407	1:59.840	1:18.963	86.0	13:28.567
4	1	3:41.779	1:00.108	1:44.889	56.782	143.8	16:03.846	4	1						
5	1	3:38.470	59.403	1:43.109	55.958	126.3	19:42.316	5	1						
6	1	3:46.904	1:01.358	1:45.074	1:00.472	113.8	23:29.220	6	1						
7	1	4:10.525B	1:01.728	1:45.522	1:23.275	127.4	27:39.745	7	1						
8	1	10:09.944	7:29.238	1:43.868	56.838	122.3	37:49.689	8	1						
9	1	4:00.355B	1:00.456	1:41.519	1:18.380	149.0	41:50.044	9	1						
62															
1.Christophe GERMAIN															
2.Antoine DARLEY															
3.Nigel REUBEN															
TVR Griffith 200															
12															
1	1	5:07.887	2:14.829	1:52.349	1:00.709	115.4	5:07.887	1	1	5:07.887	2:14.829	1:52.349	1:00.709	115.4	5:07.887
2	1	3:54.470	1:03.408	1:49.379	1:01.683	102.1	9:02.357	2	1	3:54.470	1:03.408	1:49.379	1:01.683	102.1	9:02.357
3	1	4:26.210B	1:07.407	1:59.840	1:18.963	86.0	13:28.567	3	1	4:26.210B	1:07.407	1:59.840	1:18.963	86.0	13:28.567
64															
1.Bob KELLEN															
2.Yann MUNHOWEN															



1-Spa Six Hours Endurance


SPA SIX HOURS

Qualifying 2

Sector Analysis

— Invalidated Lap ■ Personal Best ■ Session Best B Crossing the pit lane

Lap	D	Time	Sector 1	Sector 2	Sector 3	T.Spd	Elapsed	Lap	D	Time	Sector 1	Sector 2	Sector 3	T.Spd	Elapsed
77 1.Robin GREENHALGH 3.Jerome GREENHALGH SHELBY Cobra 12															
1	1	5:36.155	2:32.154	1:58.188	1:05.813	99.2	5:36.155	1	1	5:34.703	2:22.076	2:00.806	1:11.821	92.0	5:34.703
2	1	3:57.842	1:05.890	1:50.135	1:01.817	133.7	9:33.997	2	1	4:21.937	1:15.678	1:58.773	1:07.486	100.3	9:56.640
3	1	3:45.680	1:01.360	1:44.268	1:00.052	160.2	13:19.677	3	1	4:20.868B	1:08.783	1:56.354	1:15.731	112.6	14:17.508
4	1	3:50.342	1:03.027	1:47.516	59.799	143.0	17:10.019	4	1	6:27.521	3:31.331	1:51.701	1:04.489	137.2	20:45.029
5	1	3:59.581B	1:00.392	1:48.119	1:11.070	147.7	21:09.600	5	1	4:10.848B	1:06.248	1:52.155	1:12.445	120.7	24:55.877
6	1	7:49.073B	4:18.228	1:53.435	1:37.410	135.0	28:58.673	6	1	14:13.714	...	1:58.966	1:09.534	135.8	39:09.591
7	1	9:44.391	6:52.810	1:55.173	56.408	126.5	38:43.064	7	1	5:11.364B	1:16.965	2:12.869	1:41.530	79.9	44:20.955
8	1	4:22.012B	1:00.948	1:55.768	1:25.296	122.4	43:05.076								
79 1.Christiaan VAN LANSCH03.Roger WILLS 2.Karsten LE BLANC FORD Falcon 10															
1	1	4:33.321	1:47.493	1:48.625	57.203	97.9	4:33.321	1	1	6:45.596	3:43.633	1:55.690	1:06.273	106.8	6:45.596
2	1	3:36.235	59.242	1:41.034	55.959	151.5	8:09.556	2	1	4:06.391	1:07.706	1:51.315	1:07.370	110.4	10:51.987
3	1	3:39.759B	59.490	1:39.418	1:00.851	169.3	11:49.315	3	1	4:21.544B	1:09.890	1:50.718	1:20.936	136.0	15:13.531
91 1.Stephan SCHAMSCHULA 3.Christian HENKE 2.Michael SCHELLONG TRIUMPH TR4 11															
1	1	4:25.089	1:16.082	...	117.3	4:25.089	1	1	5:15.381	1:59.895	...	114.4	5:15.381		
2	1	4:29.744	1:12.144	2:05.858	1:11.742	116.9	8:54.833	2	1	4:25.169	1:13.487	...	124.9	9:40.550	
3	1	4:18.298	1:13.047	1:57.060	1:08.191	120.1	13:13.131	3	1	5:01.245B	1:22.404	...	116.4	14:41.795	
4	1	4:11.914	1:12.890	1:56.305	1:02.719	124.1	17:25.045								
5	1	4:23.632B	1:10.362	...	127.2	21:48.677									
98 1.James FARLEY 2.Eric VAN DE POELE FORD GT40 +															
1	1	5:38.317	2:32.906	1:58.324	1:07.087	107.8	5:38.317	1	1	12:09.938	9:23.642	1:47.114	59.182	119.9	12:09.938
2	1	3:57.976	1:05.689	1:49.106	1:03.181	111.5	9:36.293	2	1	3:42.625	59.775	1:41.969	1:00.881	139.5	15:52.563
3	1	3:39.168	56.783	1:43.506	58.879	155.8	13:15.461	3	1	3:46.109	1:04.471	1:43.678	57.960	132.2	19:38.672
4	1	3:43.332	57.113	1:48.130	58.089	149.6	16:58.793	4	1	4:03.591B	1:02.943	1:46.561	1:14.087	148.6	23:42.263
5	1	4:02.565B	1:02.687	1:49.359	1:10.519	119.5	21:01.358								
6	1	7:53.397B	4:23.043	1:52.063	1:38.291	130.1	28:54.755								
7	1	9:04.092B	6:18.650	1:43.361	1:02.081	116.5	37:58.847								
8	1	5:45.286B	2:22.411	1:56.503	1:26.372	137.8	43:44.133								
100 1.Bernd GEORGI 3.Albert WEINZIERL 2.Vanina ICKX FORD 1964 Falcon Sprint 10															
1	1	5:50.739	2:41.255	2:00.316	1:09.168	87.3	5:50.739	1	1	5:02.995	1:56.666	2:02.585	1:03.744	121.1	5:02.995
2	1	3:59.932	1:03.957	1:52.515	1:03.460	134.0	9:50.671	2	1	3:59.833	1:06.097	1:52.270	1:01.466	110.1	9:02.828
3	1	3:47.649	1:01.696	1:46.867	59.086	132.2	13:38.320	3	1	3:47.585	1:02.735	1:47.543	57.307	133.2	12:50.413
4	1	3:48.515	1:00.996	1:47.807	59.712	125.6	17:26.835	4	1	3:41.267	59.440	1:45.395	56.432	124.1	16:31.680
5	1	4:09.504B	1:06.245	1:50.250	1:13.009	139.2	21:36.339	5	1	4:00.456B	1:01.528	1:49.637	1:09.291	131.4	20:32.136
101 1.Jac MEEUWISSEN 3.Ties MEEUWISSEN 2.Bas JANSEN FORD Mustang 10															
1	1	23:44.142	...	1:44.803	59.078	128.7	23:44.142	1	1	5:02.995	1:56.666	2:02.585	1:03.744	121.1	5:02.995
2	1	4:06.139B	1:00.521	1:44.815	1:20.803	142.7	27:50.281	2	1	3:59.833	1:06.097	1:52.270	1:01.466	110.1	9:02.828
3	1	11:44.493	8:59.095	1:47.593	57.805	127.1	39:34.774	3	1	3:47.585	1:02.735	1:47.543	57.307	133.2	12:50.413
4	1	4:58.340B	1:18.716	2:07.207	1:32.417	85.8	44:33.114	4	1	3:41.267	59.440	1:45.395	56.432	124.1	16:31.680
104 1.François DE CHANTÉRAC 2.Jérémy DA ROCHA AUSTIN HEALEY 3000 MK2 12															
1	1	5:34.703	2:22.076	2:00.806	1:11.821	92.0	5:34.703	5	1	4:00.456B	1:01.528	1:49.637	1:09.291	131.4	20:32.136
2	1	4:21.937	1:15.678	1:58.773	1:07.486	100.3	9:56.640	6	1	8:14.511B	4:28.063	1:57.672	1:48.776	145.9	28:46.647
3	1	4:20.868B	1:08.783	1:56.354	1:15.731	112.6	14:17.508								
4	1	6:27.521	3:31.331	1:51.701	1:04.489	137.2	20:45.029								
5	1	4:10.848B	1:06.248	1:52.155	1:12.445	120.7	24:55.877								
6	1	14:13.714	...	1:58.966	1:09.534	135.8	39:09.591								
7	1	5:11.364B	1:16.965	2:12.869	1:41.530	79.9	44:20.955								
110 1.Richard OWEN 3.David COOKE 2.Simon KING FORD Galaxie 500XL 10															
1	1	6:45.596	3:43.633	1:55.690	1:06.273	106.8	6:45.596								
2	1	4:06.391	1:07.706	1:51.315	1:07.370	110.4	10:51.987								
3	1	4:21.544B	1:09.890	1:50.718	1:20.936	136.0	15:13.531								
4	1	10:21.917	6:53.104	2:12.433	1:16.380	90.8	25:35.448								
5	1	5:54.265B	1:38.357	2:29.044	1:46.864	74.9	31:29.713								
111 1.Arnold HERREMAN 2.Harold HERREMAN MG MGB 11															
1	1	5:15.381	1:59.895	...	114.4	5:15.381	1	1	5:15.381	1:59.895	...	114.4	5:15.381		
2	1	4:25.169	1:13.487	...	124.9	9:40.550	2	1	4:25.169	1:13.487	...	124.9	9:40.550		
3	1	5:01.245B	1:22.404	...	116.4	14:41.795	3	1	5:01.245B	1:22.404	...	116.4	14:41.795		
135 1.Peter REYNOLDS 3.Julian THOMAS 2.Daniel QUINTERO LOTUS Elan 26R 10															
1	1	12:09.938	9:23.642	1:47.114	59.182	119.9	12:09.938								
2	1	3:42.625	59.775	1:41.969	1:00.881	139.5	15:52.563								
3	1	3:46.109	1:04.471	1:43.678	57.960	132.2	19:38.672								
4	1	4:03.591B	1:02.943	1:46.561	1:14.087	148.6	23:42.263								
144 1.Paul POCHCIOL 3.James HANSON 2.George POCHCIOL SHELBY Cobra Daytona Coupe 12															
1	1	5:02.995	1:56.666	2:02.585	1:03.744	121.1	5:02.995								
2	1	3:59.833	1:06.097	1:52.270	1:01.466	110.1	9:02.828								
3	1	3:47.585	1:02.735	1:47.543	57.307	133.2	12:50.413								
4	1	3:41.267	59.440	1:45.395	56.432	124.1	16:31.680								
5	1	4:00.456B	1:01.528	1:49.637	1:09.291	131.4	20:32.136								
6	1	8:14.511B	4:28.063	1:57.672	1:48.776	145.9	28:46.647								



1-Spa Six Hours Endurance


SPA SIX HOURS

Qualifying 2

Sector Analysis

— Invalidated Lap ■ Personal Best ■ Session Best B Crossing the pit lane

Lap	D	Time	Sector 1	Sector 2	Sector 3	T.Spd	Elapsed	Lap	D	Time	Sector 1	Sector 2	Sector 3	T.Spd	Elapsed		
149	1.Didier FORRIER 2.Jurgen HINDRYCKX		3.Louis MORTREU				MG MGB	5	1	9:20.087 B	5:48.245	1:47.869	1:43.973	162.4	28:52.252		
	1	1	3:54.693	49.796		126.8	3:54.693										
	2	1	4:02.921	1:09.643		143.4	7:57.614										
	3	1	4:24.524 B	1:08.092		135.8	12:22.138										
	4	1	8:43.471	5:39.687		108.5	21:05.609										
	5	1	4:03.954	1:08.147		128.6	25:09.563										
	6	1	5:00.160 B	1:08.682	2:08.850	1:42.628	104.0	30:09.723									
165	1.Mark BATES 2.James BATES						PORSCHE 911	5	1	9:20.087 B	5:48.245	1:47.869	1:43.973	162.4	28:52.252		
	1	1	5:34.969	2:43.344	1:48.460	1:03.165	115.0	5:34.969									
	2	1	3:40.043	1:03.329	1:40.730	55.984	124.7	9:15.012									
	3	1	3:37.496	1:01.258	1:40.199	56.039	144.2	12:52.508									
	4	1	3:44.299 B	1:01.001	1:39.857	1:03.441	145.7	16:36.807									
	5	1	6:26.606	3:49.335	1:39.189	58.082	160.7	23:03.413									
	6	1	3:40.816 B	1:00.164	1:38.131	1:02.521	147.3	26:44.229									
	7	1	11:36.373	9:05.329	1:37.246	53.798	121.8	38:20.602									
169	1.Charles GRAF VON FABEL 2.Andrew NEWALL						SHELBY Cobra Daytona	5	1	9:20.087 B	5:48.245	1:47.869	1:43.973	162.4	28:52.252		
	1	1	3:31.465	55.121	1:42.730	53.614	139.7	3:31.465									
	2	1	3:24.980	57.765	1:35.405	51.810	152.3	6:56.445									
	3	1	3:41.180 B	57.286	1:38.892	1:05.002	135.7	10:37.625									
	4	1	7:15.596	4:44.465	1:36.477	54.654	140.4	17:53.221									
	5	1	3:24.179	56.277	1:36.011	51.891	147.9	21:17.400									
	6	1	3:40.225 B	59.562	1:37.535	1:03.128	146.7	24:57.625									
	7	1	14:06.054	...	2:09.684	1:08.177	104.5	39:03.679									
186	1.David SMITHIES 2.Christopher CLARKSON		3.Mark PANGBORN				SHELBY Cobra Daytona	5	1	9:20.087 B	5:48.245	1:47.869	1:43.973	162.4	28:52.252		
	1	1	30:12.030 B	...	2:07.376	1:41.705	110.9	30:12.030									
	188	1.Steve OSBORNE 2.Rob SMITH		3.Chris WARD				JAGUAR E Type	5	1	9:20.087 B	5:48.245	1:47.869	1:43.973	162.4	28:52.252	
		1	1	3:34.339	57.178	1:42.345	54.816	149.8	3:34.339								
		2	1	3:28.840	56.996	1:39.918	51.926	129.7	7:03.179								
		3	1	3:27.268	56.027	1:38.149	53.092	153.8	10:30.447								
		4	1	3:27.241	56.409	1:38.214	52.618	151.7	13:57.688								
	194	1.Pedro MACEDO SILVA 2.Jose MONROY						FORD GT40 Roadster	5	1	9:20.087 B	5:48.245	1:47.869	1:43.973	162.4	28:52.252	
1		1	6:14.139	2:56.658	2:04.893	1:12.588	107.9	6:14.139									
2		1	4:21.458	1:13.845	2:01.272	1:06.341	100.7	10:35.597									
3		1	4:15.151	1:11.911	1:55.232	1:08.008	114.4	14:50.748									
200	1.Sébastien BERCHON 2.José DA ROCHA						JAGUAR E Type	5	1	9:20.087 B	5:48.245	1:47.869	1:43.973	162.4	28:52.252		
	1	1	5:23.779	2:22.584	1:54.317	1:06.878	113.7	5:23.779									
	2	1	4:34.682	1:20.288	2:04.189	1:10.205	115.5	9:58.461									
	3	1	4:37.646 B	1:16.694	1:53.991	1:26.961	122.7	14:36.107									
	4	1	6:38.917	3:44.020	1:51.176	1:03.721	96.7	21:15.024									
	5	1	4:09.041	1:10.098	1:55.383	1:03.560	107.1	25:24.065									
202	1.Emiel DE WEERDT 2.Luc BRANCKAERTS		3.Bjorn KABERGS				FORD Mustang	5	1	9:20.087 B	5:48.245	1:47.869	1:43.973	162.4	28:52.252		
	1	1	6:47.101	3:24.132	2:09.253	1:13.716	89.3	6:47.101									
	2	1	4:20.873	1:15.091	1:57.935	1:07.847	102.6	11:07.974									
	3	1	4:41.342	1:14.696	2:08.674	1:17.972	105.0	15:49.316									
	4	1	4:17.306	1:13.245	1:58.536	1:05.525	108.7	20:06.622									
232	1.Stefan FLOECK 2.Cornelius DORNIER		3.Adrian VAN HOOYDONK				FORD Shelby Mustang 350 GT	5	1	9:20.087 B	5:48.245	1:47.869	1:43.973	162.4	28:52.252		
	1	1	5:22.660	1:53.295	2:20.070	1:09.295	105.6	5:22.660									
	2	1	4:31.963	1:19.417	2:03.404	1:09.142	118.4	9:54.623									
	3	1	4:37.484 B	1:16.372	1:54.604	1:26.508	132.0	14:32.107									
	4	1	7:45.533	4:16.103	2:14.520	1:14.910	117.4	22:17.640									
352	1.DAVID KONSBRUCK 2.PHILIPPE VERMAST		3.LAURENT PICHONNIER				SHELBY Mustang GT 350	5	1	9:20.087 B	5:48.245	1:47.869	1:43.973	162.4	28:52.252		
	1	1	7:39.563	4:22.815	2:06.259	1:10.489	125.1	7:39.563									
	2	1	3:59.457	1:07.335	1:50.799	1:01.323	116.9	11:39.020									
	3	1	3:48.375	1:01.132	1:47.724	59.519	130.6	15:27.395									
	4	1	3:52.660	1:03.277	1:48.728	1:00.655	120.0	19:20.055									
511	1.Nicholas KING 2.Tim MOGRIDGE		3.Mark HALES				TRIUMPH TR4	5	1	9:20.087 B	5:48.245	1:47.869	1:43.973	162.4	28:52.252		
	1	1	5:48.896	2:42.173	2:00.165	1:06.558	93.3	5:48.896									
	2	1	4:09.739	1:13.842	1:52.429	1:03.468	120.9	9:58.635									
	3	1	4:11.705	1:12.940	1:54.640	1:04.125	121.2	14:10.340									
	4	1	4:12.510	1:13.003	1:54.605	1:04.902	115.9	18:22.850									
	5	1	4:27.553 B	1:12.140	1:54.683	1:20.730	125.3	22:50.403									
	6	1	15:20.176	...	1:53.797	1:05.115	92.3	38:10.579									
616	1.Sam ADRIAANS 2.Armand ADRIAANS		3.Erwin VAN LIESHOUT				FORD Mustang Notchback	5	1	9:20.087 B	5:48.245	1:47.869	1:43.973	162.4	28:52.252		
	1	1	4:44.537	1:35.890	2:00.549	1:08.098	100.9	4:44.537									
2	1	4:05.595	1:07.725	1:54.984	1:02.886	107.4	8:50.132										



1-Spa Six Hours Endurance

SPA SIX HOURS

Qualifying 2

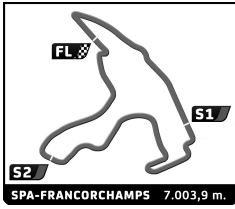
Sector Analysis

_ Invalidated Lap
 ■ Personal Best
 ■ Session Best
 B Crossing the pit lane

Lap	D	Time	Sector 1	Sector 2	Sector 3	T.Sp	Elapsed	Lap	D	Time	Sector 1	Sector 2	Sector 3	T.Sp	Elapsed
3	1	3:54.189	1:03.815	1:50.019	1:00.355	129.3	12:44.321								
4	1	4:08.502 B	1:03.383	1:52.022	1:13.097	125.7	16:52.823								
5	1	6:42.837	3:49.790	1:48.777	1:04.270	127.8	23:35.660								
6	1	4:11.000 B	1:03.980	1:48.631	1:18.389	125.7	27:46.660								
7	1	9:50.207	7:08.857	1:45.749	55.601	104.9	37:36.867								
8	1	3:53.673 B	59.383	1:42.377	1:11.913	146.7	41:30.540								

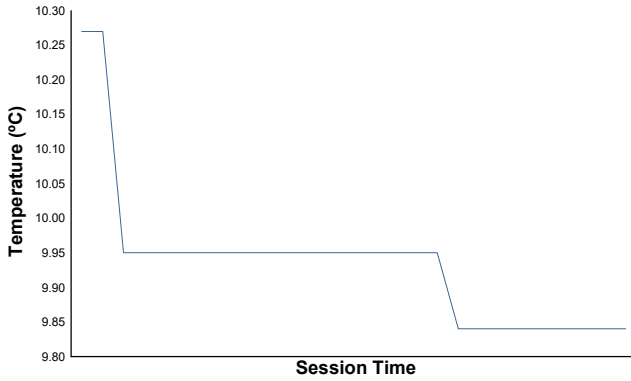
888	1. John DAVISON	3. Nigel GREENSALL	TVR Griffiths
	2. Michael WHITTAKER		12

1	1	4:48.607 B	1:50.292	1:49.417	1:08.898	106.4	4:48.607
2	1	9:14.110 B	6:17.305	1:42.857	1:13.948	139.9	14:02.717
3	1	7:25.050	4:50.071	1:41.050	53.929	129.7	21:27.767
4	1	3:45.583 B	56.955	1:40.234	1:08.394	149.6	25:13.350
5	1	13:44.411	...	1:38.113	56.612	142.5	38:57.761

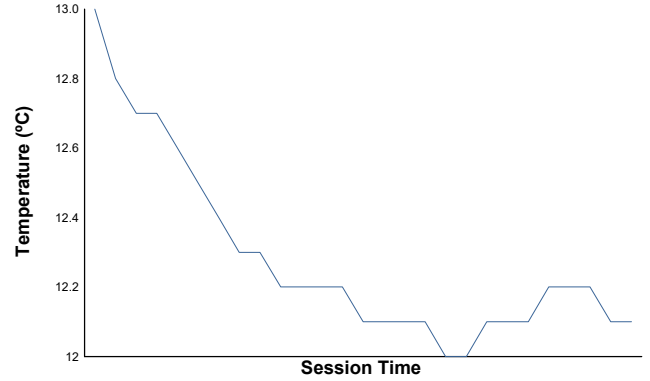


1-Spa Six Hours Endurance SPA SIX HOURS Qualifying 2 Weather Report

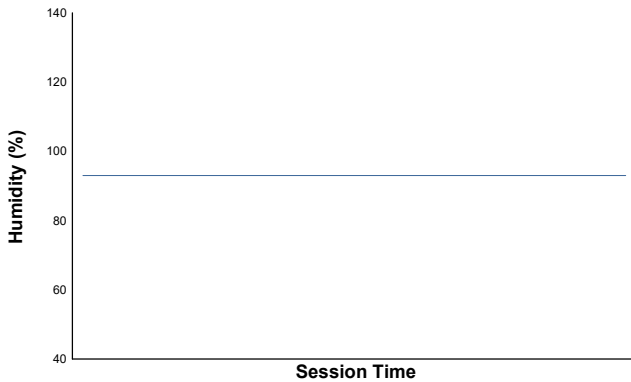
Air Temperature



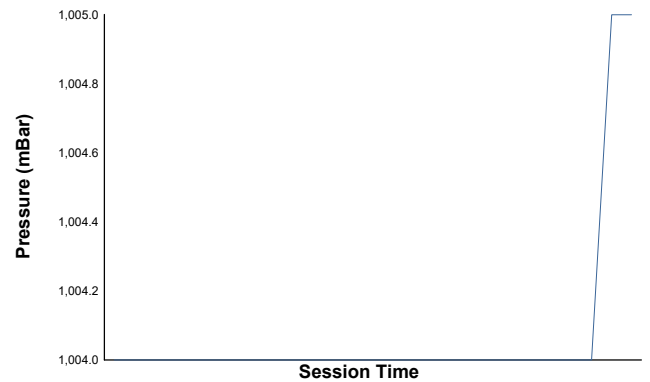
Track Temperature



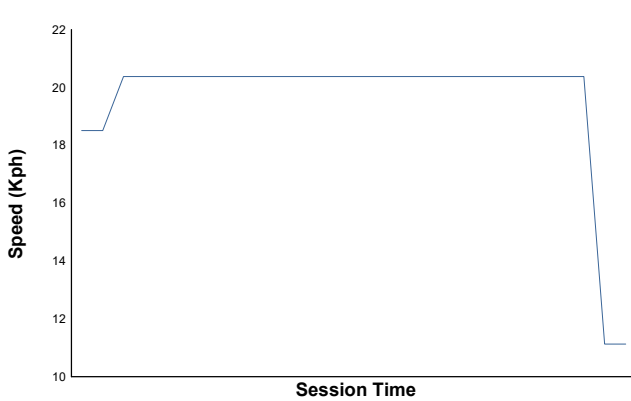
Humidity



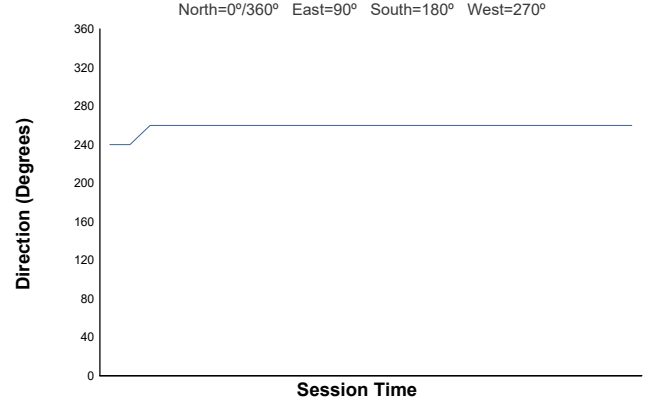
Pressure



Wind Speed

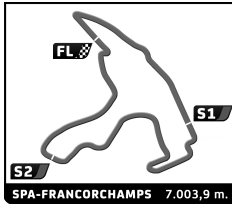


Wind Direction



North=0°/360° East=90° South=180° West=270°

Track Status: **WET**



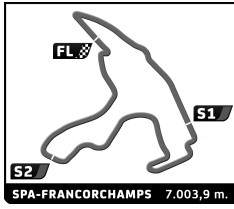
1-Spa Six Hours Endurance

SPA SIX HOURS

Combined Qualifying

Final Classification

No Drivers	Team	Cl.	Q1	Q2	Time	Gap
1 30 M. GRAF VON OEYNHAUSEN / N. VERDONCK		+	3:07.942	3:16.036	3:07.942	
2 6 G. PEARSON / A. BRUNDLE / C. HARRIS		+	3:10.605		3:10.605	2.663 2.663
3 8 D. HART / O. HART / N. PASTORELLI		+	3:12.815	3:36.127	3:12.815	4.873 2.210
4 21 O. BRYANT / J. TWYMAN / P. KEEN		+	3:13.057	3:37.014	3:13.057	5.115 0.242
5 25 T. WOOD / W. NUTHALL / M. LYONS		+	3:13.358		3:13.358	5.416 0.301
6 10 L. SANCHEZ / N. SALEWSKY / M. FUNKE		+	3:13.403	3:45.613	3:13.403	5.461 0.045
7 98 J. FARLEY / E. VAN DE POELE		+	3:13.747	3:39.168	3:13.747	5.805 0.344
8 7 R. MEINS / C. LILLINGSTON PRICE / R. HUFF		+	3:13.834	3:39.563	3:13.834	5.892 0.087
9 41 D. FRANCHITTI / M. FRANCHITTI / A. LOTTERER		+	3:16.279	3:32.794	3:16.279	8.337 2.445
10 18 K. TILLEY / M. GRIFFITHS / J. HILL		+	3:17.997		3:17.997	10.055 1.718
11 2 P. PEDERSEN / N. KJAERGAARD / A. WEISS		s	3:18.691	4:10.506	3:18.691	10.749 0.694
12 12 B. GRIESEMANN / G. GRIESEMANN		+	3:19.430	3:47.171	3:19.430	11.488 0.739
13 35 M. BIRCH / D. BURKE		+	3:19.488	3:50.255	3:19.488	11.546 0.058
14 1 J. WRIGHT / A. WOLFE / M. GANS		+	3:19.735		3:19.735	11.793 0.247
15 45 A. KOLB / V. KOLB / F. STIPLER		12	3:21.525	3:19.823	3:19.823	11.881 0.088
16 40 G. SHEDDEN / B. BARKER / R. BUTCHER		10	3:20.164		3:20.164	12.222 0.341
17 888 J. DAVISON / M. WHITTAKER / N. GREENSALL		12	3:21.520		3:21.520	13.578 1.356
18 3 N. DITTING / S. HANCOCK		+	3:21.843	3:21.762	3:21.762	13.820 0.242
19 194 P. MACEDO SILVA / J. MONROY		+	3:22.112	4:15.151	3:22.112	14.170 0.350
20 24 L. GRAF VON WEDEL / A. GRAF VON WEDEL / C. GRAF VON WEDEL		10	3:22.416	3:29.177	3:22.416	14.474 0.304
21 169 C. GRAF VON FABER-CASTELL / A. NEWALL		12	3:23.701	3:24.179	3:23.701	15.759 1.285
22 39 A. SMITH / J. CLARK / B. MITCHELL		12	3:25.520	3:24.888	3:24.888	16.946 1.187
23 36 S. LYNN / M. LYNN / A. HADDON		+	3:25.687	3:34.126	3:25.687	17.745 0.799
24 73 K. SELDERS / N. REUBEN		12	3:25.922		3:25.922	17.980 0.235
25 53 C. COLL / M. MAC		11	3:26.221		3:26.221	18.279 0.299
26 9 W. FRIEDRICHS / P. FRIEDRICHS / S. HADFIELD		12	3:26.758	3:35.930	3:26.758	18.816 0.537
27 79 C. VAN LANSCHOT / K. LE BLANC / R. WILLS		10	3:26.986	3:36.235	3:26.986	19.044 0.228
28 188 S. OSBORNE / R. SMITH / C. WARD		12	3:36.075	3:27.241	3:27.241	19.299 0.255
29 4 C. SCHWARTZ / A. PLEIMES / A. NEWALL		+	3:27.448		3:27.448	19.506 0.207
30 165 M. BATES / J. BATES		11	3:28.397	3:37.496	3:28.397	20.455 0.949
31 144 P. POCHCIOL / G. POCHCIOL / J. HANSON		12	3:29.070	3:41.267	3:29.070	21.128 0.673
32 42 S. KÖNIG / P. KÖNIG / D. VERZIJLBERGEN		12	3:29.363	5:05.446	3:29.363	21.421 0.293
33 69 M. EYEARS / A. STRETTON / E. MORRIS		10	3:30.332		3:30.332	22.390 0.969
34 11 F. WAKEMAN / A. SMITH / M. GRANT-PETERKIN		+	3:30.798	3:38.913	3:30.798	22.856 0.466
35 23 R. HYETT / C. HYETT		10	3:31.114	3:51.351	3:31.114	23.172 0.316
36 31 A. MILLE / Y. SCEMAMA / C. OFFEL DE VILLAUCOURT		12	3:31.195		3:31.195	23.253 0.081
37 101 J. MEEUWISSEN / B. JANSEN / T. MEEUWISSEN		10	3:31.338		3:31.338	23.396 0.143
38 135 P. REYNOLDS / D. QUINTERO / J. THOMAS		10	3:32.227	3:42.625	3:32.227	24.285 0.889
39 77 R. GREENHALGH / A. GREENHALGH / J. GREENHALGH		12	3:32.362	3:45.680	3:32.362	24.420 0.135
40 15 P. BUHOFFER / A. WILLIS / R. FRIEDRICHS		10	3:33.448		3:33.448	25.506 1.086
41 5 S. JOEBSTL / G. MCDONALD / R. HALL		10	3:33.696		3:33.696	25.754 0.248
42 14 X. SANZ DE ACEDO / R. RAWE / M. THORNE		+	3:51.803	3:34.167	3:34.167	26.225 0.471
43 186 D. SMITHIES / C. CLARKSON / M. PANGBORN		12	3:34.544		3:34.544	26.602 0.377
44 64 B. KELLEN / Y. MUNHOWEN / M. SCHILTZ		10	3:34.937	3:50.706	3:34.937	26.995 0.393
45 54 P. ZUMSTEIN / M. HAURI		12	3:35.410	4:10.319	3:35.410	27.468 0.473
46 37 X. MARTENS / B. VAN ELDEREN / F. FICK		11	3:37.074	4:04.036	3:37.074	29.132 1.664
47 61 C. NISTORICA / G. WILLIAMS / N. PRIMROSE		7	3:45.081	3:38.470	3:38.470	30.528 1.396
48 352 D. KONSBRUCK / P. VERMAST / L. PICHONNIER		12	3:46.104	3:38.759	3:38.759	30.817 0.289
49 27 R. FRANKEL / G. TURRAL / L. FRANKEL		10	3:39.679	3:52.259	3:39.679	31.737 0.920
50 22 H. HAMUNEN / M. LAINE / J. ENQVIST		12	3:42.153		3:42.153	34.211 2.474
51 66 L. WOS / A. YOOL		11	3:42.810	3:59.510	3:42.810	34.868 0.657
52 100 B. GEORGI / V. ICKX / A. WEINZIERL		10	3:43.186	3:47.649	3:43.186	35.244 0.376
53 200 S. BERCHON / J. DA ROCHA		12	3:43.840	4:09.041	3:43.840	35.898 0.654
54 33 C. DICHTER / M. SCHMITZ / D. WAGNER		10	3:44.018		3:44.018	36.076 0.178
55 48 P. TOOMS / E. SEVADJIAN / R. ROWE		10	3:44.407	3:47.599	3:44.407	36.465 0.389
56 72 N. SLEEP / J. WYKEHAM / A. MONTGOMERY		12	3:44.761		3:44.761	36.819 0.354
57 129 K. AHLERS / J. BELLINGER / C. BOCK		11	3:46.127		3:46.127	38.185 1.366
58 44 M. THORNE / S. BENNETT-BAGGS / J. TODD		12	3:46.606	4:10.460	3:46.606	38.664 0.479
59 46 C. BOURIEZ / A. MILLE / .		10	3:47.043	3:57.186	3:47.043	39.101 0.437
60 43 G. GOMES / J. CLARIDGE / J. DENTY		10	3:48.279	3:48.146	3:48.146	40.204 1.103
61 19 L. KERKHOFS / E. GEERAERTS / L. MOORTGAT		10	4:01.616	3:49.630	3:49.630	41.688 1.484
62 616 S. ADRIAANS / A. ADRIAANS / E. VAN LIESHOUT		10	3:51.479	3:54.189	3:51.479	43.537 1.849
63 511 N. KING / T. MOGRIDGE / M. HALES		11	3:51.790	4:09.739	3:51.790	43.848 0.311
64 104 F. DE CHANTÉRAC / J. DA ROCHA		12	3:51.921	4:21.937	3:51.921	43.979 0.131




1-Spa Six Hours Endurance


SPA SIX HOURS

Combined Qualifying

Final Classification

No Drivers	Team	Cl.	Q1	Q2	Time	Gap
65 619 S. TALWAR / J. HADFIELD		11	3:52.297		3:52.297	44.355 0.376
66 232 S. FLOECK / C. DORNIER / A. VAN HOOYDONK		12	3:52.873	4:31.963	3:52.873	44.931 0.576
67 28 P. BORDET / E. BORDET		s	3:59.868	3:54.053	3:54.053	46.111 1.180
68 62 C. GERMAIN / A. DARLEY / N. REUBEN		12	4:07.422	3:54.470	3:54.470	46.528 0.417
69 49 M. GRAY / K. GRAY		12	4:01.168	3:55.070	3:55.070	47.128 0.600
70 17 D. DESANTIS / D. HINTON		11	3:55.557		3:55.557	47.615 0.487
71 16 D. SMITH / I. ROWLEY		11	3:57.415	4:05.031	3:57.415	49.473 1.858
72 111 A. HERREMAN / H. HERREMAN		11	3:59.644	4:25.169	3:59.644	51.702 2.229
73 52 P. LAMBILLIOTTE / A. LAMBILLIOTTE		10	3:59.932	4:01.255	3:59.932	51.990 0.288
74 149 D. FORRIER / J. HINDRYCKX / L. MORTREU		11	4:24.278	4:02.921	4:02.921	54.979 2.989
75 55 P. DE CRAENE / D. DE CRAENE		11		4:03.616	4:03.616	55.674 0.695
76 202 E. DE WEERDT / L. BRANCKAERTS / B. KABERGS		10	4:04.192	4:17.306	4:04.192	56.250 0.576
77 110 R. OWEN / S. KING / D. COOKE		10	4:14.569	4:06.391	4:06.391	58.449 2.199
78 91 S. SCHAMSCHULA / M. SCHELLONG / C. HENKE		11	4:34.717	4:11.914	4:11.914	1:03.972 5.523
79 32 F. BRANDT / J. BRANDT		11	4:27.953		4:27.953	1:20.011 16.039

Stewards Ronald BARBIERE, Chairman Alexandre MAGIS Etienne MASSILLON	Timekeeper Alberto Estébanez 
--	---




1-Spa Six Hours Endurance

SPA SIX HOURS

Race (6 Hours)

Final Starting Grid

4:27.953	Florian Nicolai BRANDT	32	- 40 -	26	Olivier MUYTJENS
4:06.391	Richard OWEN	110	- 39 -	91	Stephan SCHAMSCHULA
4:03.616	Philippe DE CRAENE	55	- 38 -	202	Emiel DE WEERDT
3:59.932	Philippe LAMBILLIOTTE	52	- 37 -	149	Didier FORRIER
3:57.415	David SMITH	16	- 36 -	111	Arnold HERREMAN
3:55.070	Michael GRAY	49	- 35 -	17	Dean DESANTIS
3:54.053	Pierre-Etienne BORDET	28	- 34 -	62	Christophe GERMAIN
3:52.297	Sanjay TALWAR	619	- 33 -	232	Stefan FLOECK
3:51.790	Nicholas KING	511	- 32 -	104	François DE CHANTÉRAC
3:49.630	Ludo KERKHOFS	19	- 31 -	616	Sam ADRIAANS
3:47.043	Christian BOURIEZ	46	- 30 -	43	Gonçalo GOMES
3:46.127	Keith AHLERS	129	- 29 -	44	Mike THORNE
3:44.407	Paul TOOMS	48	- 28 -	72	Nick SLEEP
3:43.840	Sébastien BERCHON	200	- 27 -	33	Claude DICHTER
3:42.810	Luke WOS	66	- 26 -	100	Bernd GEORGI
3:39.679	Richard FRANKEL	27	- 25 -	22	Henry HAMUNEN
3:38.470	Ciprian NISTORICA	61	- 24 -	352	DAVID KONSBRUCK
3:35.410	Philipp ZUMSTEIN	54	- 23 -	37	Xavier MARTENS
3:34.544	David SMITHIES	186	- 22 -	64	Bob KELLEN
3:33.696	Stephan JOEBSTL	5	- 21 -	14	Xavier SANZ DE ACEDO
3:32.362	Robin GREENHALGH	77	- 20 -	15	Philipp BUHOFFER
3:31.338	Jac MEEUWISSEN	101	- 19 -	135	Peter REYNOLDS
3:31.114	Ross HYETT	23	- 18 -	31	Armand MILLE
3:30.332	Martin EYEMAN	69	- 17 -	11	Frederic WAKEMAN
3:29.070	Paul POCHCIOL	144	- 16 -	42	Stephan KÖNIG
3:27.448	Christophe SCHWARTZ	4	- 15 -	165	Mark BATES
3:26.986	Christiaan VAN LANSCHOT	79	- 14 -	188	Steve OSBORNE
3:26.221	Christian COLL	53	- 13 -	9	Wolfgang FRIEDRICHS
3:25.687	Shaun LYNN	36	- 12 -	73	Kees SELDERS
3:23.701	Charles GRAF VON FABER-CASTELL	169	- 11 -	39	Andrew SMITH
3:22.112	Pedro MACEDO SILVA	194	- 10 -	24	Lando GRAF VON WEDEL



1-Spa Six Hours Endurance

SPA SIX HOURS

Race (6 Hours)

Final Starting Grid

3:21.520 John DAVISON	888	- 9 -	3	3:21.762 Nikolaus DITTING
3:19.823 Alexander KOLB	45	- 8 -	40	3:20.164 Gordon SHEDDEN
3:19.488 Michael BIRCH	35	- 7 -	1	3:19.735 Jason WRIGHT
3:18.691 Palle Birkelund PEDERSEN	2	- 6 -	12	3:19.430 Björn GRIESEMANN
3:16.279 Dario FRANCHITTI	41	- 5 -	18	3:17.997 Kyle TILLEY
3:13.747 James FARLEY	98	- 4 -	7	3:13.834 Richard MEINS
3:13.358 Tony WOOD	25	- 3 -	10	3:13.403 Luco SANCHEZ
3:12.815 David HART	8	- 2 -	21	3:13.057 Oliver BRYANT
3:07.942 Marcus GRAF VON OEYNSHAUSEN	30	- 1 -	6	3:10.605 Gary PEARSON

Pole



Stewards


Ronald BARBIERE, Chairman

Alexandre MAGIS

Etienne MASSILLON

Timekeeper

Alberto Estébanez




1-Spa Six Hours Endurance

SPA SIX HOURS

Race

Provisional Classification by Driver Fastest Lap

No	Team	Car	Class	Driver	Time Lap	Total	Gap	Kph	
1	41	FORD GT40	+	Dario FRANCHITTI	2:39.343	103	106	158.2	
2	30	FORD GT40	+	Marcus GRAF VON OEYNHAUSEN	2:40.327	21	97	0.984 0.984	157.3
3	35	FORD GT40	+	Michael BIRCH	2:40.821	21	59	1.478 0.494	156.8
4	7	FORD GT40	+	Richard MEINS	2:40.904	95	102	1.561 0.083	156.7
5	8	FORD GT40	+	David HART	2:41.304	43	105	1.961 0.400	156.3
6	10	FORD GT40	+	Luco SANCHEZ	2:41.601	36	104	2.258 0.297	156.0
7	98	FORD GT40	+	James FARLEY	2:41.675	21	91	2.332 0.074	156.0
8	18	FORD GT40	+	Kyle TILLEY	2:42.727	39	78	3.384 1.052	154.9
9	12	FORD GT40	+	Björn GRIESEMANN	2:42.977	25	68	3.634 0.250	154.7
10	25	FORD GT40	+	Tony WOOD	2:43.474	96	102	4.131 0.497	154.2
11	6	FORD GT40	+	Gary PEARSON	2:43.505	25	104	4.162 0.031	154.2
12	36	FORD GT40	+	Shaun LYNN	2:43.512	92	101	4.169 0.007	154.2
13	3	FORD GT40	+	Nikolaus DITTING	2:44.498	78	93	5.155 0.986	153.3
14	21	FORD GT40	+	Oliver BRYANT	2:45.749	34	104	6.406 1.251	152.1
15	11	FORD GT40	+	Frederic WAKEMAN	2:46.737	42	104	7.394 0.988	151.2
16	194	FORD GT40 Roadster	+	Pedro MACEDO SILVA	2:47.885	26	103	8.542 1.148	150.2
17	4	FORD GT40	+	Christophe SCHWARTZ	2:48.042	42	94	8.699 0.157	150.0
18	2	GINETTA G4R	s	Palle Birkelund PEDERSEN	2:49.812	44	72	10.469 1.770	148.5
19	169	SHELBY Cobra Daytona	12	Charles GRAF VON FABER-CASTELL	2:50.021	43	100	10.678 0.209	148.3
20	39	JAGUAR E Type Lightweight	12	Andrew SMITH	2:50.345	24	101	11.002 0.324	148.0
21	14	FORD GT40	+	Xavier SANZ DE ACEDO	2:50.436	89	99	11.093 0.091	147.9
22	40	LOTUS Elan 26R	10	Gordon SHEDDEN	2:50.651	100	105	11.308 0.215	147.8
23	45	SHELBY Cobra	12	Alexander KOLB	2:50.714	36	102	11.371 0.063	147.7
24	9	ASTON MARTIN DB4 GT DP214	12	Wolfgang FRIEDRICH	2:52.842	34	95	13.499 2.128	145.9
25	43	LOTUS Elan	10	Gonçalo GOMES	2:53.077	92	102	13.734 0.235	145.7
26	31	JAGUAR E Type	12	Armand MILLE	2:53.413	43	89	14.070 0.336	145.4
27	42	JAGUAR E Type	12	Stephan KÖNIG	2:53.532	90	100	14.189 0.119	145.3
28	1	FORD GT40	+	Jason WRIGHT	2:53.697	7	12	14.354 0.165	145.2
29	24	LOTUS Elan	10	Lando GRAF VON WEDEL	2:54.441	43	80	15.098 0.744	144.5
30	188	JAGUAR E Type	12	Steve OSBORNE	2:54.487	95	101	15.144 0.046	144.5
31	69	LOTUS 26R	10	Martin EYEARS	2:55.394	90	99	16.051 0.907	143.8
32	73	TVR Griffith 200	12	Kees SELDERS	2:55.580	41	99	16.237 0.186	143.6
33	135	LOTUS Elan 26R	10	Peter REYNOLDS	2:55.611	43	101	16.268 0.031	143.6
34	101	FORD Mustang	10	Jac MEEUWISSEN	2:56.839	25	98	17.496 1.228	142.6
35	62	TVR Griffith 200	12	Christophe GERMAIN	2:56.894	25	33	17.551 0.055	142.5
36	144	SHELBY Cobra Daytona Coupe	12	Paul POCHCIOL	2:57.162	13	17	17.819 0.268	142.3
37	5	LOTUS Elan 26R	10	Stephan JOEBSTL	2:57.648	34	76	18.305 0.486	141.9
38	186	SHELBY Cobra Daytona	12	David SMITHIES	2:58.049	25	65	18.706 0.401	141.6
39	15	LOTUS Elan 26R	10	Philipp BUHOFER	2:58.095	43	101	18.752 0.046	141.6
40	23	LOTUS Elan 26R	10	Ross HYETT	2:58.538	35	42	19.195 0.443	141.2
41	72	FORD Shelby Mustang 350 GT	12	Nick SLEEP	2:59.257	22	78	19.914 0.719	140.7
42	49	JAGUAR E Type	12	Michael GRAY	2:59.312	20	94	19.969 0.055	140.6
43	77	SHELBY Cobra	12	Robin GREENHALGH	2:59.538	40	98	20.195 0.226	140.4
44	352	SHELBY Mustang GT 350	12	DAVID KONSBRUCK	2:59.565	28	81	20.222 0.027	140.4
45	200	JAGUAR E Type	12	Sébastien BERCHON	2:59.656	13	96	20.313 0.091	140.3
46	64	FORD Mustang	10	Bob KELLEN	3:00.510	35	98	21.167 0.854	139.7
47	129	MORGAN Plus 4 Super Sports	11	Keith AHLERS	3:01.252	94	99	21.909 0.742	139.1
48	100	FORD 1964 Falcon Sprint		Bernd GEORGI	3:01.603	35	41	22.260 0.351	138.8
49	54	AUSTIN HEALEY 3000 Mk2	12	Philipp ZUMSTEIN	3:02.132	33	96	22.789 0.529	138.4
50	44	AUSTIN HEALEY 3000	12	Mike THORNE	3:02.418	23	25	23.075 0.286	138.2
51	616	FORD Mustang Notchback	10	Sam ADRIAANS	3:02.420	32	98	23.077 0.002	138.2
52	165	PORSCHE 911	11	Mark BATES	3:02.541	86	99	23.198 0.121	138.1
53	28	MARCOS 1800 GT	s	Pierre-Etienne BORDET	3:02.801	34	98	23.458 0.260	137.9
54	79	FORD Falcon	10	Christiaan VAN LANSCHOT	3:03.195	78	99	23.852 0.394	137.6
55	61	JAGUAR E Type	7	Ciprian NISTORICA	3:03.207	34	93	23.864 0.012	137.6
56	46	LOTUS Elan 26R	10	Christian BOURIEZ	3:03.500	77	98	24.157 0.293	137.4
57	52	LOTUS Elan	10	Philippe LAMBILLIOTTE	3:04.169	41	92	24.826 0.669	136.9
58	22	FORD Shelby Mustang 350 GT	12	Henry HAMUNEN	3:04.668	12	65	25.325 0.499	136.5
59	37	PORSCHE 911	11	Xavier MARTENS	3:04.784	38	88	25.441 0.116	136.5
60	33	FORD Mustang	10	Claude DICHTER	3:04.897	82	89	25.554 0.113	136.4
61	19	FORD Mustang Mk1	10	Ludo KERKHOF	3:05.028	26	28	25.685 0.131	136.3
62	66	TURNER MKII	11	Luke WOS	3:06.206	76	97	26.863 1.178	135.4
63	232	FORD Shelby Mustang 350 GT	12	Stefan FLOECK	3:06.275	38	58	26.932 0.069	135.4
64	27	FORD Falcon Spirit	10	Richard FRANKEL	3:06.989	78	82	27.646 0.714	134.8
65	53	PORSCHE 911	11	Christian COLL	3:08.623	12	14	29.280 1.634	133.7
66	32	TVR Grantura MK III	11	Florian Nicolai BRANDT	3:13.584	19	94	34.241 4.961	130.2
67	202	FORD Mustang	10	Emiel DE WEERDT	3:16.141	13	19	36.798 2.557	128.6
68	149	MG MGB	11	Didier FORRIER	3:17.219	48	52	37.876 1.078	127.8




1-Spa Six Hours Endurance

SPA SIX HOURS

Race

Provisional Classification by Driver Fastest Lap

No	Team	Car	Class	Driver	Time Lap	Total	Gap	Kph		
69	619	PORSCHE 911	11	Sanjay TALWAR	3:17.304	13	61	37.961	0.085	127.8
70	111	MG MGB	11	Arnold HERREMAN	3:19.345	39	85	40.002	2.041	126.5
71	511	TRIUMPH TR4	11	Nicholas KING	3:21.784	11	12	42.441	2.439	125.0
72	16	GILBERN 1800GT	11	David SMITH	3:22.302	27	71	42.959	0.518	124.6
73	55	PORSCHE 911	11	Philippe DE CRAENE	3:22.452	19	88	43.109	0.150	124.5
74	110	FORD Galaxie 500XL	10	Richard OWEN	3:23.903	27	80	44.560	1.451	123.7
75	91	TRIUMPH TR4	11	Stephan SCHAMSCHULA	3:27.371	5	7	48.028	3.468	121.6
76	1	FORD GT40	+	Andrew WOLFE						
77	1	FORD GT40	+	Michael GANS						
78	2	GINETTA G4R	s	Nicolai Torsland KJAERGAARD						
79	2	GINETTA G4R	s	Alexander WEISS						
80	3	FORD GT40	+	Samuel HANCOCK						
81	4	FORD GT40	+	Alexander PLEIMES						
82	4	FORD GT40	+	Andrew NEWALL						
83	5	LOTUS Elan 26R	10	Rob HALL						
84	5	LOTUS Elan 26R	10	George MCDONALD						
85	6	FORD GT40	+	Alex BRUNDLE						
86	6	FORD GT40	+	Chris HARRIS						
87	7	FORD GT40	+	Chris LILLINGSTON PRICE						
88	7	FORD GT40	+	Rob HUFF						
89	8	FORD GT40	+	Nicky PASTORELLI						
90	8	FORD GT40	+	Olivier HART						
91	9	ASTON MARTIN DB4 GT DP214	12	Paul FRIEDRICHS						
92	9	ASTON MARTIN DB4 GT DP214	12	Simon HADFIELD						
93	10	FORD GT40	+	Nick SALEWSKY						
94	10	FORD GT40	+	Michael FUNKE						
95	11	FORD GT40	+	Andrew SMITH						
96	11	FORD GT40	+	Mike GRANT-PETERKIN						
97	12	FORD GT40	+	Georg GRIESEMANN						
98	14	FORD GT40	+	Robert RAWE						
99	14	FORD GT40	+	Mike THORNE						
100	15	LOTUS Elan 26R	10	Andy WILLIS						
101	15	LOTUS Elan 26R	10	Rüdiger FRIEDRICHS						
102	16	GILBERN 1800GT	11	Iain ROWLEY						
103	17	PORSCHE 911 SWB	11	Dean DESANTIS						
104	17	PORSCHE 911 SWB	11	David HINTON						
105	18	FORD GT40	+	Miles GRIFFITHS						
106	18	FORD GT40	+	Jake HILL						
107	19	FORD Mustang Mk1	10	Luc MOORTGAT						
108	19	FORD Mustang Mk1	10	EDWIN GEERAERTS						
109	21	FORD GT40	+	Joe TWYMAN						
110	21	FORD GT40	+	Phil KEEN						
111	22	FORD Shelby Mustang 350 GT	12	Mika LAINE						
112	22	FORD Shelby Mustang 350 GT	12	Jonni ENQVIST						
113	23	LOTUS Elan 26R	10	Charlie HYETT						
114	24	LOTUS Elan	10	Alexis GRAF VON WEDEL						
115	24	LOTUS Elan	10	Christian GRAF VON WEDEL						
116	25	FORD GT40	+	William NUTHALL						
117	25	FORD GT40	+	Michael LYONS						
118	27	FORD Falcon Spirit	10	Geoffrey TURRAL						
119	27	FORD Falcon Spirit	10	Louis FRANKEL						
120	28	MARCOS 1800 GT	s	Emeric BORDET						
121	30	FORD GT40	+	Nico VERDONCK						
122	31	JAGUAR E Type	12	Yves SCEMAMA						
123	31	JAGUAR E Type	12	Charles OFFEL DE VILLAUCOURT						
124	32	TVR Grantura MK III	11	Julius Laurentius BRANDT						
125	33	FORD Mustang	10	Max SCHMITZ						
126	33	FORD Mustang	10	Donny WAGNER						
127	35	FORD GT40	+	Darren BURKE						
128	36	FORD GT40	+	Maxwell LYNN						
129	36	FORD GT40	+	Andrew HADDON						
130	37	PORSCHE 911	11	Bas VAN ELDEREN						
131	37	PORSCHE 911	11	Floris FICK						
132	39	JAGUAR E Type Lightweight	12	John CLARK						
133	39	JAGUAR E Type Lightweight	12	Ben MITCHELL						
134	40	LOTUS Elan 26R	10	Rory BUTCHER						
135	40	LOTUS Elan 26R	10	Ben BARKER						
136	41	FORD GT40	+	Marino FRANCHITTI						



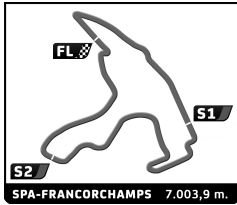
1-Spa Six Hours Endurance

SPA SIX HOURS

Race

Provisional Classification by Driver Fastest Lap

No	Team	Car	Class	Driver	Time Lap	Total	Gap	Kph
137	41	FORD GT40	+	André LOTTERER				
138	42	JAGUAR E Type	12	Philipp KÖNIG				
139	42	JAGUAR E Type	12	David VERZIJLBERGEN				
140	43	LOTUS Elan	10	James CLARIDGE				
141	43	LOTUS Elan	10	James DENTY				
142	44	AUSTIN HEALEY 3000	12	Sarah BENNETT-BAGGS				
143	44	AUSTIN HEALEY 3000	12	Johnny TODD				
144	45	SHELBY Cobra	12	Vincent KOLB				
145	45	SHELBY Cobra	12	Frank STIPPLER				
146	46	LOTUS Elan 26R	10					
147	46	LOTUS Elan 26R	10	Armand MILLE				
148	48	LOTUS Elan 26R	10	Paul TOOMS				
149	48	LOTUS Elan 26R	10	Edward SEVADJIAN				
150	48	LOTUS Elan 26R	10	Robert ROWE				
151	49	JAGUAR E Type	12	Kallum GRAY				
152	52	LOTUS Elan	10	Antoine LAMBILLIOTTE				
153	53	PORSCHE 911	11	Mikkel MAC				
154	54	AUSTIN HEALEY 3000 Mk2	12	Marc HAURI				
155	55	PORSCHE 911	11	Dorsan DE CRAENE				
156	61	JAGUAR E Type	7	Grant WILLIAMS				
157	61	JAGUAR E Type	7	Neil PRIMROSE				
158	62	TVR Griffith 200	12	Antoine DARLEY				
159	62	TVR Griffith 200	12	Nigel REUBEN				
160	64	FORD Mustang	10	Yann MUNHOWEN				
161	64	FORD Mustang	10	Max SCHILTZ				
162	66	TURNER MKII	11	Andrew YOOL				
163	69	LOTUS 26R	10	Amanda STRETTON				
164	69	LOTUS 26R	10	Ed MORRIS				
165	72	FORD Shelby Mustang 350 GT	12	Joel WYKEHAM				
166	72	FORD Shelby Mustang 350 GT	12	Alex MONTGOMERY				
167	73	TVR Griffith 200	12	Nigel REUBEN				
168	77	SHELBY Cobra	12	Alan GREENHALGH				
169	77	SHELBY Cobra	12	Jerome GREENHALGH				
170	79	FORD Falcon	10	Roger WILLS				
171	79	FORD Falcon	10	Karsten LE BLANC				
172	91	TRIUMPH TR4	11	Michael SCHELLONG				
173	91	TRIUMPH TR4	11	Christian HENKE				
174	98	FORD GT40	+	Eric VAN DE POELE				
175	100	FORD 1964 Falcon Sprint	10	Vanina ICKX				
176	100	FORD 1964 Falcon Sprint	10	Albert WEINZIERL				
177	101	FORD Mustang	10	Bas JANSEN				
178	101	FORD Mustang	10	Ties MEEUWISSEN				
179	104	AUSTIN HEALEY 3000 MK2	12	François DE CHANTÉRAC				
180	104	AUSTIN HEALEY 3000 MK2	12	Jérémy DA ROCHA				
181	110	FORD Galaxie 500XL	10	Simon KING				
182	110	FORD Galaxie 500XL	10	David COOKE				
183	111	MG MGB	11	Harold HERREMAN				
184	129	MORGAN Plus 4 Super Sports	11	James BELLINGER				
185	129	MORGAN Plus 4 Super Sports	11	Christian BOCK				
186	135	LOTUS Elan 26R	10	Daniel QUINTERO				
187	135	LOTUS Elan 26R	10	Julian THOMAS				
188	144	SHELBY Cobra Daytona Coupe	12	George POCHCIOL				
189	144	SHELBY Cobra Daytona Coupe	12	James HANSON				
190	149	MG MGB	11	Jurgen HINDRYCKX				
191	149	MG MGB	11	Louis MORTREU				
192	165	PORSCHE 911	11	James BATES				
193	169	SHELBY Cobra Daytona	12	Andrew NEWALL				
194	186	SHELBY Cobra Daytona	12	Christopher CLARKSON				
195	186	SHELBY Cobra Daytona	12	Mark PANGBORN				
196	188	JAGUAR E Type	12	Rob SMITH				
197	188	JAGUAR E Type	12	Chris WARD				
198	194	FORD GT40 Roadster	+	Jose MONROY				
199	200	JAGUAR E Type	12	José DA ROCHA				
200	202	FORD Mustang	10	Bjorn KABERGS				
201	202	FORD Mustang	10	Luc BRANCKAERTS				
202	232	FORD Shelby Mustang 350 GT	12	Cornelius DORNIER				
203	232	FORD Shelby Mustang 350 GT	12	Adrian VAN HOYDONK				
204	352	SHELBY Mustang GT 350	12	PHILIPPE VERMAST				



1-Spa Six Hours Endurance

SPA SIX HOURS


Race

Provisional Classification by Driver Fastest Lap

No	Team	Car	Class	Driver	Time Lap	Total	Gap	Kph
205	352	SHELBY Mustang GT 350	12	LAURENT PICHONNIER				
206	511	TRIUMPH TR4	11	Tim MOGRIDGE				
207	511	TRIUMPH TR4	11	Mark HALES				
208	616	FORD Mustang Notchback	10	Armand ADRIAANS				
209	616	FORD Mustang Notchback	10	Erwin VAN LIESHOUT				
210	619	PORSCHE 911	11	James HADFIELD				
211	888	TVR Griffiths	12	John DAVISON				
212	888	TVR Griffiths	12	Nigel GREENSALL				
213	888	TVR Griffiths	12	Michael WHITTAKER				

Published at:


Race Director Jean-Yves MUNSTERS	Timekeeper Alberto Estébanez 
--	---



1-Spa Six Hours Endurance SPA SIX HOURS Race

Classification (Hour 1)

No Drivers		Team	Car	Class	Laps	Total Time	Gap	Best Lap		
								Lap	Time Kph	
1	30	GRAF VON OEYNHAUSEN / VERDONCK	FORD GT40	+	20	1:02:48.542		16	2:44.836 153.0	
2	98	FARLEY / VAN DE POELE	FORD GT40	+	20	1:02:49.019	0.477	0.477	16	2:45.098 152.7
3	41	FRANCHITTI / FRANCHITTI / LOTTERER	FORD GT40	+	20	1:02:50.256	1.714	1.237	16	2:42.898 154.8
4	35	BIRCH / BURKE	FORD GT40	+	20	1:02:50.972	2.430	0.716	14	2:44.609 153.2
5	10	SANCHEZ / SALEWSKY / FUNKE	FORD GT40	+	20	1:02:56.351	7.809	5.379	13	2:48.191 149.9
6	6	PEARSON / BRUNDLE / HARRIS	FORD GT40	+	20	1:02:56.803	8.261	0.452	11	2:48.732 149.4
7	8	HART / HART / PASTORELLI	FORD GT40	+	20	1:02:57.455	8.913	0.652	14	2:48.104 150.0
8	12	GRIESEMANN / GRIESEMANN	FORD GT40	+	20	1:03:11.383	22.841	13.928	15	2:48.445 149.7
9	36	LYNN / LYNN / HADDON	FORD GT40	+	20	1:03:42.227	53.685	30.844	13	2:50.045 148.3
10	11	WAKEMAN / SMITH / GRANT-PETERKIN	FORD GT40	+	20	1:03:44.078	55.536	1.851	13	2:50.565 147.8
11	45	KOLB / KOLB / STIPPLER	SHELBY Cobra	12	20	1:03:44.803	56.261	0.725	13	2:53.488 145.3
12	194	MACEDO SILVA / MONROY	FORD GT40 Roadster	+	20	1:03:44.809	56.267	0.006	14	2:51.378 147.1
13	169	GRAF VON FABER-CASTELL / NEWALL	SHELBY Cobra Daytona	12	20	1:03:58.336	1:09.794	13.527	12	2:53.128 145.6
14	40	SHEDDEN / BARKER / BUTCHER	LOTUS Elan 26R	10	20	1:04:14.409	1:25.867	16.073	13	2:55.574 143.6
15	39	SMITH / CLARK / MITCHELL	JAGUAR E Type Lightweight	12	20	1:04:14.554	1:26.012	0.145	14	2:52.880 145.8
16	2	PEDERSEN / KJAERGAARD / WEISS	GINETTA G4R	s	20	1:05:06.554	2:18.012	52.000	13	2:50.353 148.0
17	25	WOOD / NUTHALL / LYONS	FORD GT40	+	19	59:55.609	1 Lap	1 Lap	15	2:48.551 149.6
18	188	OSBORNE / SMITH / WARD	JAGUAR E Type	12	19	1:02:54.290	1 Lap	2:58.881	14	2:57.133 142.3
19	7	MEINS / LILLINGSTON PRICE / HUFF	FORD GT40	+	19	1:02:54.736	1 Lap	0.446	12	2:51.964 146.6
20	31	MILLE / SCEMAMA / OFFEL DE VILLAU COURT	JAGUAR E Type	12	19	1:02:56.301	1 Lap	1.565	13	2:57.916 141.7
21	9	FRIEDRICHS / FRIEDRICHS / HADFIELD	ASTON MARTIN DB4 GT DP214	12	19	1:03:01.161	1 Lap	4.860	13	2:59.469 140.5
22	101	MEEUWISSEN / JANSEN / MEEUWISSEN	FORD Mustang	10	19	1:03:11.047	1 Lap	9.886	14	2:58.756 141.1
23	5	JOEBSTL / MCDONALD / HALL	LOTUS Elan 26R	10	19	1:03:11.870	1 Lap	0.823	12	3:01.680 138.8
24	64	KELLEN / MUNHOWEN / SCHILTZ	FORD Mustang	10	19	1:03:16.856	1 Lap	4.986	13	3:01.900 138.6
25	3	DITTING / HANCOCK	FORD GT40	+	19	1:03:17.037	1 Lap	0.181	13	2:47.407 150.6
26	18	TILLEY / GRIFFITHS / HILL	FORD GT40	+	19	1:03:17.144	1 Lap	0.107	11	2:51.031 147.4
27	200	BERCHON / DA ROCHA	JAGUAR E Type	12	19	1:03:17.967	1 Lap	0.823	13	2:59.656 140.3
28	15	BUHOFER / WILLIS / FRIEDRICHS	LOTUS Elan 26R	10	19	1:03:18.921	1 Lap	0.954	13	3:01.090 139.2
29	186	SMITHIES / CLARKSON / PANGBORN	SHELBY Cobra Daytona	12	19	1:03:19.490	1 Lap	0.569	13	2:58.953 140.9
30	21	BRYANT / TWYMAN / KEEN	FORD GT40	+	19	1:03:19.674	1 Lap	0.184	14	2:48.336 149.8
31	23	HYETT / HYETT	LOTUS Elan 26R	10	19	1:03:27.172	1 Lap	7.498	14	3:00.738 139.5
32	24	GRAF VON WEDEL / GRAF VON WEDEL / GRAF VON WEDEL	LOTUS Elan	10	19	1:03:35.939	1 Lap	8.767	14	2:56.443 142.9
33	14	SANZ DE ACEDO / RAWE / THORNE	FORD GT40	+	19	1:03:43.242	1 Lap	7.303	14	2:59.917 140.1
34	100	GEORGI / ICKX / WEINZIERL	FORD 1964 Falcon Sprint	10	19	1:03:45.868	1 Lap	2.626	14	3:02.859 137.9
35	62	GERMAIN / DARLEY / REUBEN	TVR Griffith 200	12	19	1:03:46.388	1 Lap	0.520	13	2:58.279 141.4
36	165	BATES / BATES	PORSCHE 911	11	19	1:03:47.403	1 Lap	1.015	12	3:05.819 135.7
37	77	GREENHALGH / GREENHALGH / GREENHALGH	SHELBY Cobra	12	19	1:03:50.316	1 Lap	2.913	10	3:03.305 137.6
38	44	THORNE / BENNETT-BAGGS / TODD	AUSTIN HEALEY 3000	12	19	1:03:51.553	1 Lap	1.237	12	3:03.504 137.4
39	49	GRAY / GRAY	JAGUAR E Type	12	19	1:04:02.832	1 Lap	11.279	11	3:01.975 138.6
40	79	VAN LANSCHOT / LE BLANC / WILLS	FORD Falcon	10	19	1:04:05.207	1 Lap	2.375	12	3:06.699 135.1
41	73	SELDERS / REUBEN	TVR Griffith 200	12	19	1:04:07.182	1 Lap	1.975	9	3:03.241 137.6
42	69	EYEARS / STRETTON / MORRIS	LOTUS 26R	10	19	1:04:13.534	1 Lap	6.352	12	3:06.545 135.2
43	616	ADRIAANS / ADRIAANS / VAN LIESHOUT	FORD Mustang Notchback	10	19	1:04:14.129	1 Lap	0.595	13	3:05.443 136.0
44	61	NISTORICA / WILLIAMS / PRIMROSE	JAGUAR E Type	7	19	1:04:15.655	1 Lap	1.526	12	3:07.213 134.7
45	42	KÖNIG / KÖNIG / VERZIJLBERGEN	JAGUAR E Type	12	19	1:04:16.547	1 Lap	0.892	13	3:05.163 136.2
46	28	BORDET / BORDET	MARCOS 1800 GT	s	19	1:04:23.302	1 Lap	6.755	14	3:05.681 135.8
47	46	BOURIEZ / MILLE /	LOTUS Elan 26R	10	19	1:04:25.914	1 Lap	2.612	12	3:08.230 134.0
48	129	AHLERS / BELLINGER / BOCK	MORGAN Plus 4 Super Sports	11	19	1:04:27.419	1 Lap	1.505	11	3:09.561 133.0
49	26	MUYTJENS / AUDI /	FORD GT40		18	59:17.061	2 Laps	1 Lap	13	2:51.221 147.3
50	4	SCHWARTZ / PLEIMES / NEWALL	FORD GT40	+	18	1:03:05.424	2 Laps	3:48.363	14	3:05.433 136.0
51	52	LAMBILLIOTTE / LAMBILLIOTTE	LOTUS Elan	10	18	1:03:07.780	2 Laps	2.356	12	3:05.902 135.6
52	232	FLOECK / DORNIER / VAN HOYDONK	FORD Shelby Mustang 350 GT	12	18	1:03:10.818	2 Laps	3.038	14	3:09.130 133.3
53	27	FRANKEL / TURRAL / FRANKEL	FORD Falcon Spirit	10	18	1:03:15.416	2 Laps	4.598	13	3:13.668 130.2
54	19	KERKHOF / GEERAERTS / MOORTGAT	FORD Mustang Mk1	10	18	1:03:15.891	2 Laps	0.475	12	3:09.787 132.9
55	66	WOS / YOOL	TURNER MKII	11	18	1:03:16.815	2 Laps	0.924	12	3:12.020 131.3
56	135	REYNOLDS / QUINTERO / THOMAS	LOTUS Elan 26R	10	18	1:03:22.549	2 Laps	5.734	11	3:07.129 134.7
57	32	BRANDT / BRANDT	TVR Grantura MK III	11	18	1:03:24.792	2 Laps	2.243	14	3:14.597 129.6
58	54	ZUMSTEIN / HAURI	AUSTIN HEALEY 3000 Mk2	12	18	1:03:34.608	2 Laps	9.816	12	3:15.293 129.1
59	202	DE WEERDT / BRANCKAERTS / KABERGS	FORD Mustang	10	18	1:04:11.846	2 Laps	37.238	13	3:16.141 128.6
60	33	DICHTER / SCHMITZ / WAGNER	FORD Mustang	10	18	1:04:18.033	2 Laps	6.187	17	3:18.386 127.1
61	111	HERREMAN / HERREMAN	MG MGB	11	18	1:04:30.490	2 Laps	12.457	17	3:20.270 125.9
62	37	MARTENS / VAN ELDEREN / FICK	PORSCHE 911	11	18	1:04:42.720	2 Laps	12.230	17	3:11.258 131.8
63	352	KONSBRUCK / VERMAST / PICHONNIER	SHELBY Mustang GT 350	12	17	57:04.099	3 Laps	1 Lap	13	3:02.280 138.3
64	16	SMITH / ROWLEY	GILBERN 1800GT	11	17	1:03:32.643	3 Laps	6:28.544	17	3:28.597 120.9
65	43	GOMES / CLARIDGE / DENTY	LOTUS Elan	10	17	1:03:32.896	3 Laps	0.253	12	3:11.427 131.7
66	144	POCHCIOL / POUCHIOL / HANSON	SHELBY Cobra Daytona Coupe	12	16	53:22.402	4 Laps	1 Lap	13	2:57.162 142.3



1-Spa Six Hours Endurance


SPA SIX HOURS

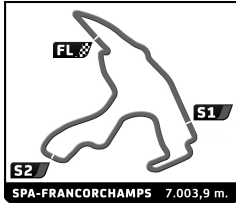
Race

Classification (Hour 1)

No Drivers	Team	Car	Class	Laps	Total Time	Gap	Best Lap		
							Lap	Time	Kph
67 55 DE CRAENE / DE CRAENE		PORSCHE 911	11	15	1:03:10.627	5 Laps 1 Lap	12	3:26.276	122.2
68 53 COLL / MAC		PORSCHE 911	11	14	47:07.566	6 Laps 1 Lap	12	3:08.623	133.7
69 22 HAMUNEN / LAINE / ENQVIST		FORD Shelby Mustang 350 GT	12	13	44:20.031	7 Laps 1 Lap	12	3:04.668	136.5
70 149 FORRIER / HINDRYCKX / MORTREU		MG MGB	11	13	53:12.899	7 Laps 8:52.868	9	3:22.266	124.7
71 110 OWEN / KING / COOKE		FORD Galaxie 500XL	10	13	1:05:15.846	7 Laps 2:02.947	10	3:26.466	122.1
72 1 WRIGHT / WOLFE / GANS		FORD GT40	+	12	38:25.873	8 Laps 1 Lap	7	2:53.697	145.2
73 511 KING / MOGRIDGE / HALES		TRIUMPH TR4	11	12	44:13.985	8 Laps 5:48.112	11	3:21.784	125.0
74 72 SLEEP / WYKEHAM / MONTGOMERY		FORD Shelby Mustang 350 GT	12	9	31:41.563	11 Laps 3 Laps	8	3:05.539	135.9
75 91 SCHAMSCHULA / SCHELLONG / HENKE		TRIUMPH TR4	11	6	23:46.263	14 Laps 3 Laps	5	3:27.371	121.6
76 619 TALWAR / HADFIELD		PORSCHE 911	11	2	9:14.607	18 Laps 4 Laps			
77 48 TOOMS / SEVADJIAN / ROWE		LOTUS Elan 26R	10						
78 17 DESANTIS / HINTON		PORSCHE 911 SWB	11						
79 104 DE CHANTÉRAC / DA ROCHA		AUSTIN HEALEY 3000 MK2	12						
■ Not Started									
888	DAVISON / WHITTAKER / GREENSALL	TVR Griffiths	12						

Published at:

Race Director Jean-Yves MUNSTERS	Timekeeper Alberto Estébanez	
--	--	---



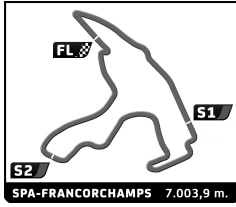
1-Spa Six Hours Endurance

SPA SIX HOURS

Race

Classification by Class (Hour 1)

No Drivers		Team	Car	Laps	Total Time	Gap	Best Lap		Kph
				Fastest Lap: SHEDDEN Gordon, 2:55.574 (Lap 13, 143.6 Kph)					
10	1 40	SHEDDEN / BARKER / BUTCHER	LOTUS Elan 26R	20	1:04:14.409			13 2:55.574	143.6
	2 101	MEEUWISSEN / JANSEN / MEEUWISSEN	FORD Mustang	19	1:03:11.047	1 Lap	1 Lap	14 2:58.756	141.1
	3 5	JOEBSTL / MCDONALD / HALL	LOTUS Elan 26R	19	1:03:11.870	1 Lap	0.823	12 3:01.680	138.8
	4 64	KELLEN / MUNHOWEN / SCHILTZ	FORD Mustang	19	1:03:16.856	1 Lap	4.986	13 3:01.900	138.6
	5 15	BUHOFER / WILLIS / FRIEDRICHS	LOTUS Elan 26R	19	1:03:18.921	1 Lap	2.065	13 3:01.090	139.2
	6 23	HYETT / HYETT	LOTUS Elan 26R	19	1:03:27.172	1 Lap	8.251	14 3:00.738	139.5
	7 24	GRAF VON WEDEL / GRAF VON WEDEL / GRAF VON WEDEL	LOTUS Elan	19	1:03:35.939	1 Lap	8.767	14 2:56.443	142.9
	8 100	GEORGI / ICKX / WEINZIERL	FORD 1964 Falcon Sprint	19	1:03:45.868	1 Lap	9.929	14 3:02.859	137.9
	9 79	VAN LANSCHOT / LE BLANC / WILLS	FORD Falcon	19	1:04:05.207	1 Lap	19.339	12 3:06.699	135.1
	10 69	EYEARS / STRETTON / MORRIS	LOTUS 26R	19	1:04:13.534	1 Lap	8.327	12 3:06.545	135.2
	11 616	ADRIAANS / ADRIAANS / VAN LIESHOUT	FORD Mustang Notchback	19	1:04:14.129	1 Lap	0.595	13 3:05.443	136.0
	12 46	BOURIEZ / MILLE /	LOTUS Elan 26R	19	1:04:25.914	1 Lap	11.785	12 3:08.230	134.0
	13 52	LAMBILLIOTTE / LAMBILLIOTTE	LOTUS Elan	18	1:03:07.780	2 Laps	1 Lap	12 3:05.902	135.6
	14 27	FRANKEL / TURRAL / FRANKEL	FORD Falcon Spirit	18	1:03:15.416	2 Laps	7.636	13 3:13.668	130.2
	15 19	KERKHOF / GEERAERTS / MOORTGAT	FORD Mustang Mk1	18	1:03:15.891	2 Laps	0.475	12 3:09.787	132.9
	16 135	REYNOLDS / QUINTERO / THOMAS	LOTUS Elan 26R	18	1:03:22.549	2 Laps	6.658	11 3:07.129	134.7
	17 202	DE WEERDT / BRANCKAERTS / KABERGS	FORD Mustang	18	1:04:11.846	2 Laps	49.297	13 3:16.141	128.6
	18 33	DICHTER / SCHMITZ / WAGNER	FORD Mustang	18	1:04:18.033	2 Laps	6.187	17 3:18.386	127.1
	19 43	GOMES / CLARIDGE / DENTY	LOTUS Elan	17	1:03:32.896	3 Laps	1 Lap	12 3:11.427	131.7
	20 110	OWEN / KING / COOKE	FORD Galaxie 500XL	13	1:05:15.846	7 Laps	4 Laps	10 3:26.466	122.1
	21 48	TOOMS / SEVADJIAN / ROWE	LOTUS Elan 26R						
				Fastest Lap: FRANCHITTI Dario, 2:42.898 (Lap 16, 154.8 Kph)					
+	1 30	GRAF VON OEYNSHAUSEN / VERDONCK	FORD GT40	20	1:02:48.542			16 2:44.836	153.0
	2 98	FARLEY / VAN DE POELE	FORD GT40	20	1:02:49.019	0.477	0.477	16 2:45.098	152.7
	3 41	FRANCHITTI / FRANCHITTI / LOTTERER	FORD GT40	20	1:02:50.256	1.714	1.237	16 2:42.898	154.8
	4 35	BIRCH / BURKE	FORD GT40	20	1:02:50.972	2.430	0.716	14 2:44.609	153.2
	5 10	SANCHEZ / SALEWSKY / FUNKE	FORD GT40	20	1:02:56.351	7.809	5.379	13 2:48.191	149.9
	6 6	PEARSON / BRUNDE / HARRIS	FORD GT40	20	1:02:56.803	8.261	0.452	11 2:48.732	149.4
	7 8	HART / HART / PASTORELLI	FORD GT40	20	1:02:57.455	8.913	0.652	14 2:48.104	150.0
	8 12	GRIESEMANN / GRIESEMANN	FORD GT40	20	1:03:11.383	22.841	13.928	15 2:48.445	149.7
	9 36	LYNN / LYNN / HADDON	FORD GT40	20	1:03:42.227	53.685	30.844	13 2:50.045	148.3
	10 11	WAKEMAN / SMITH / GRANT-PETERKIN	FORD GT40	20	1:03:44.078	55.536	1.851	13 2:50.565	147.8
	11 194	MACEDO SILVA / MONROY	FORD GT40 Roadster	20	1:03:44.809	56.267	0.731	14 2:51.378	147.1
	12 25	WOOD / NUTHALL / LYONS	FORD GT40	19	59:55.609	1 Lap	1 Lap	15 2:48.551	149.6
	13 7	MEINS / LILLINGSTON PRICE / HUFF	FORD GT40	19	1:02:54.736	1 Lap	2:59.127	12 2:51.964	146.6
	14 3	DITTING / HANCOCK	FORD GT40	19	1:03:17.037	1 Lap	22.301	13 2:47.407	150.6
	15 18	TILLEY / GRIFFITHS / HILL	FORD GT40	19	1:03:17.144	1 Lap	0.107	11 2:51.031	147.4
	16 21	BRYANT / TWYMAN / KEEN	FORD GT40	19	1:03:19.674	1 Lap	2.530	14 2:48.336	149.8
	17 14	SANZ DE ACEDO / RAWE / THORNE	FORD GT40	19	1:03:43.242	1 Lap	23.568	14 2:59.917	140.1
	18 4	SCHWARTZ / PLEIMES / NEWALL	FORD GT40	18	1:03:05.424	2 Laps	1 Lap	14 3:05.433	136.0
	19 1	WRIGHT / WOLFE / GANS	FORD GT40	12	38:25.873	8 Laps	6 Laps	7 2:53.697	145.2
				Fastest Lap: BATES Mark, 3:05.819 (Lap 12, 135.7 Kph)					
11	1 165	BATES / BATES	PORSCHE 911	19	1:03:47.403			12 3:05.819	135.7
	2 129	AHLERS / BELLINGER / BOCK	MORGAN Plus 4 Super Sports	19	1:04:27.419	40.016	40.016	11 3:09.561	133.0
	3 66	WOS / YOOL	TURNER MKII	18	1:03:16.815	1 Lap	1 Lap	12 3:12.020	131.3
	4 32	BRANDT / BRANDT	TVR Grantura MK III	18	1:03:24.792	1 Lap	7.977	14 3:14.597	129.6
	5 111	HERREMAN / HERREMAN	MG MGB	18	1:04:30.490	1 Lap	1:05.698	13 3:20.270	125.9
	6 37	MARTENS / VAN ELDEREN / FICK	PORSCHE 911	18	1:04:42.720	1 Lap	12.230	17 3:11.258	131.8
	7 16	SMITH / ROWLEY	GILBERN 1800GT	17	1:03:32.643	2 Laps	1 Lap	17 3:28.597	120.9
	8 55	DE CRAENE / DE CRAENE	PORSCHE 911	15	1:03:10.627	4 Laps	2 Laps	12 3:26.276	122.2
	9 53	COLL / MAC	PORSCHE 911	14	47:07.566	5 Laps	1 Lap	12 3:08.623	133.7
	10 149	FORRIER / HINDRYCKX / MORTREU	MG MGB	13	53:12.899	6 Laps	1 Lap	9 3:22.266	124.7
	11 511	KING / MOGRIDGE / HALES	TRIUMPH TR4	12	44:13.985	7 Laps	1 Lap	11 3:21.784	125.0
	12 91	SCHAMSCHULA / SCHELLONG / HENKE	TRIUMPH TR4	6	23:46.263	13 Laps	6 Laps	5 3:27.371	121.6
	13 619	TALWAR / HADFIELD	PORSCHE 911	2	9:14.607	17 Laps	4 Laps		
	14 17	DESANTIS / HINTON	PORSCHE 911 SWB						
				Fastest Lap: SMITH Andrew, 2:52.880 (Lap 14, 145.8 Kph)					
12	1 45	KOLB / KOLB / STIPLER	SHELBY Cobra	20	1:03:44.803			13 2:53.488	145.3
	2 169	GRAF VON FABER-CASTELL / NEWALL	SHELBY Cobra Daytona	20	1:03:58.336	13.533	13.533	12 2:53.128	145.6
	3 39	SMITH / CLARK / MITCHELL	JAGUAR E Type Lightweight	20	1:04:14.554	29.751	16.218	14 2:52.880	145.8
	4 188	OSBORNE / SMITH / WARD	JAGUAR E Type	19	1:02:54.290	1 Lap	1 Lap	14 2:57.133	142.3
	5 31	MILLE / SCEMAMA / OFFEL DE VILLAUCCOURT	JAGUAR E Type	19	1:02:56.301	1 Lap	2.011	13 2:57.916	141.7
	6 9	FRIEDRICHS / FRIEDRICHS / HADFIELD	ASTON MARTIN DB4 GT DP214	19	1:03:01.161	1 Lap	4.860	13 2:59.469	140.5
	7 200	BERCHON / DA ROCHA	JAGUAR E Type	19	1:03:17.967	1 Lap	16.806	13 2:59.656	140.3
	8 186	SMITHIES / CLARKSON / PANGBORN	SHELBY Cobra Daytona	19	1:03:19.490	1 Lap	1.523	13 2:58.953	140.9




1-Spa Six Hours Endurance SPA SIX HOURS Race

Classification by Class (Hour 1)

No Drivers	Team	Car	Laps	Total Time	Gap	Best Lap		
						Lap	Time	Kph
9 62 GERMAIN / DARLEY / REUBEN		TVR Griffith 200	19	1:03:46.388	1 Lap 26.898	13	2:58.279	141.4
10 77 GREENHALGH / GREENHALGH / GREENHALGH		SHELBY Cobra	19	1:03:50.316	1 Lap 3.928	10	3:03.305	137.6
11 44 THORNE / BENNETT-BAGGS / TODD		AUSTIN HEALEY 3000	19	1:03:51.553	1 Lap 1.237	12	3:03.504	137.4
12 49 GRAY / GRAY		JAGUAR E Type	19	1:04:02.832	1 Lap 11.279	11	3:01.975	138.6
13 73 SELDERS / REUBEN		TVR Griffith 200	19	1:04:07.182	1 Lap 4.350	9	3:03.241	137.6
14 42 KÖNIG / KÖNIG / VERZIJLBERGEN		JAGUAR E Type	19	1:04:16.547	1 Lap 9.365	13	3:05.163	136.2
15 232 FLOECK / DORNIER / VAN HOOYDONK		FORD Shelby Mustang 350 GT	18	1:03:10.818	2 Laps 1 Lap	14	3:09.130	133.3
16 54 ZUMSTEIN / HAURI		AUSTIN HEALEY 3000 Mk2	18	1:03:34.608	2 Laps 23.790	12	3:15.293	129.1
17 352 KONSBRUCK / VERMAST / PICHONNIER		SHELBY Mustang GT 350	17	57:04.099	3 Laps 1 Lap	13	3:02.280	138.3
18 144 POCHCIOL / POCHCIOL / HANSON		SHELBY Cobra Daytona Coupe	16	53:22.402	4 Laps 1 Lap	13	2:57.162	142.3
19 22 HAMUNEN / LAINE / ENQVIST		FORD Shelby Mustang 350 GT	13	44:20.031	7 Laps 3 Laps	12	3:04.668	136.5
20 72 SLEEP / WYKEHAM / MONTGOMERY		FORD Shelby Mustang 350 GT	9	31:41.563	11 Laps 4 Laps	8	3:05.539	135.9
21 104 DE CHANTÉRAC / DA ROCHA		AUSTIN HEALEY 3000 MK2						
Not Started								
888 DAVISON / WHITTAKER / GREENSALL		TVR Griffiths						
			Fastest Lap: NISTORICA Ciprian, 3:07.213 (Lap 12, 134.7 Kph)					
7 1 61 NISTORICA / WILLIAMS / PRIMROSE		JAGUAR E Type	19	1:04:15.655		12	3:07.213	134.7
			Fastest Lap: PEDERSEN Palle Birkelund, 2:50.353 (Lap 13, 148.0 Kph)					
S 1 2 PEDERSEN / KJAERGAARD / WEISS		GINETTA G4R	20	1:05:06.554		13	2:50.353	148.0
2 28 BORDET / BORDET		MARCOS 1800 GT	19	1:04:23.302	1 Lap 1 Lap	14	3:05.681	135.8

Published at:

Race Director Jean-Yves MUNSTERS	Timekeeper Alberto Estébanez
--	--




1-Spa Six Hours Endurance

SPA SIX HOURS

Race

Classification by Group (Hour 1)

No Drivers		Team	Car	Laps	Total Time	Gap	Best Lap		Kph	
GTP		Fastest Lap: FRANCHITTI Dario, 2:42.898 (Lap 16, 154.8 Kph)								
1	30	GRAF VON OEYNHAUSEN / VERDONCK	FORD GT40	20	1:02:48.542			16	2:44.836	153.0
2	98	FARLEY / VAN DE POELE	FORD GT40	20	1:02:49.019	0.477	0.477	16	2:45.098	152.7
3	41	FRANCHITTI / FRANCHITTI / LOTTERER	FORD GT40	20	1:02:50.256	1.714	1.237	16	2:42.898	154.8
4	35	BIRCH / BURKE	FORD GT40	20	1:02:50.972	2.430	0.716	14	2:44.609	153.2
5	10	SANCHEZ / SALEWSKY / FUNKE	FORD GT40	20	1:02:56.351	7.809	5.379	13	2:48.191	149.9
6	6	PEARSON / BRUNDLE / HARRIS	FORD GT40	20	1:02:56.803	8.261	0.452	11	2:48.732	149.4
7	8	HART / HART / PASTORELLI	FORD GT40	20	1:02:57.455	8.913	0.652	14	2:48.104	150.0
8	12	GRIESEMANN / GRIESEMANN	FORD GT40	20	1:03:11.383	22.841	13.928	15	2:48.445	149.7
9	36	LYNN / LYNN / HADDON	FORD GT40	20	1:03:42.227	53.685	30.844	13	2:50.045	148.3
10	11	WAKEMAN / SMITH / GRANT-PETERKIN	FORD GT40	20	1:03:44.078	55.536	1.851	13	2:50.565	147.8
11	194	MACEDO SILVA / MONROY	FORD GT40 Roadster	20	1:03:44.809	56.267	0.731	14	2:51.378	147.1
12	2	PEDERSEN / KJAERGAARD / WEISS	GINETTA G4R	20	1:05:06.554	2:18.012	1:21.745	13	2:50.353	148.0
13	25	WOOD / NUTHALL / LYONS	FORD GT40	19	59:55.609	1 Lap	1 Lap	15	2:48.551	149.6
14	7	MEINS / LILLINGSTON PRICE / HUFF	FORD GT40	19	1:02:54.736	1 Lap	2:59.127	12	2:51.964	146.6
15	3	DITTING / HANCOCK	FORD GT40	19	1:03:17.037	1 Lap	22.301	13	2:47.407	150.6
16	18	TILLEY / GRIFFITHS / HILL	FORD GT40	19	1:03:17.144	1 Lap	0.107	11	2:51.031	147.4
17	21	BRYANT / TWYMAN / KEEN	FORD GT40	19	1:03:19.674	1 Lap	2.530	14	2:48.336	149.8
18	14	SANZ DE ACEDO / RAWE / THORNE	FORD GT40	19	1:03:43.242	1 Lap	23.568	14	2:59.917	140.1
19	28	BORDET / BORDET	MARCOS 1800 GT	19	1:04:23.302	1 Lap	40.060	14	3:05.681	135.8
20	4	SCHWARTZ / PLEIMES / NEWALL	FORD GT40	18	1:03:05.424	2 Laps	1 Lap	14	3:05.433	136.0
21	1	WRIGHT / WOLFE / GANS	FORD GT40	12	38:25.873	8 Laps	6 Laps	7	2:53.697	145.2
GTS		Fastest Lap: SMITH Andrew, 2:52.880 (Lap 14, 145.8 Kph)								
1	45	KOLB / KOLB / STIPPLER	SHELBY Cobra	20	1:03:44.803			13	2:53.488	145.3
2	169	GRAF VON FABER-CASTELL / NEWALL	SHELBY Cobra Daytona	20	1:03:58.336	13.533	13.533	12	2:53.128	145.6
3	40	SHEDDEN / BARKER / BUTCHER	LOTUS Elan 26R	20	1:04:14.409	29.606	16.073	13	2:52.584	143.6
4	39	SMITH / CLARK / MITCHELL	JAGUAR E Type Lightweight	20	1:04:14.554	29.751	0.145	14	2:52.880	145.8
5	188	OSBORNE / SMITH / WARD	JAGUAR E Type	19	1:02:54.290	1 Lap	1 Lap	14	2:57.133	142.3
6	31	MILLE / SCEMAMA / OFFEL DE VILLAUCCOURT	JAGUAR E Type	19	1:02:56.301	1 Lap	2.011	13	2:57.916	141.7
7	9	FRIEDRICHS / FRIEDRICHS / HADFIELD	ASTON MARTIN DB4 GT DP214	19	1:03:01.161	1 Lap	4.860	13	2:59.469	140.5
8	5	JOEBSTL / MCDONALD / HALL	LOTUS Elan 26R	19	1:03:11.870	1 Lap	10.709	12	3:01.680	138.8
9	200	BERCHON / DA ROCHA	JAGUAR E Type	19	1:03:17.967	1 Lap	6.097	13	2:59.656	140.3
10	15	BUHOFER / WILLIS / FRIEDRICHS	LOTUS Elan 26R	19	1:03:18.921	1 Lap	0.954	13	3:01.090	139.2
11	186	SMITHIES / CLARKSON / PANGBORN	SHELBY Cobra Daytona	19	1:03:19.490	1 Lap	0.569	13	2:58.953	140.9
12	23	HYETT / HYETT	LOTUS Elan 26R	19	1:03:27.172	1 Lap	7.682	14	3:00.738	139.5
13	24	GRAF VON WEDEL / GRAF VON WEDEL / GRAF VON WEDEL	LOTUS Elan	19	1:03:35.939	1 Lap	8.767	14	2:56.443	142.9
14	62	GERMAIN / DARLEY / REUBEN	TVR Griffith 200	19	1:03:46.388	1 Lap	10.449	13	2:58.279	141.4
15	165	BATES / BATES	PORSCHE 911	19	1:03:47.403	1 Lap	1.015	12	3:05.819	135.7
16	77	GREENHALGH / GREENHALGH / GREENHALGH	SHELBY Cobra	19	1:03:50.316	1 Lap	2.913	10	3:03.305	137.6
17	44	THORNE / BENNETT-BAGGS / TODD	AUSTIN HEALEY 3000	19	1:03:51.553	1 Lap	1.237	12	3:03.504	137.4
18	49	GRAY / GRAY	JAGUAR E Type	19	1:04:02.832	1 Lap	11.279	11	3:01.975	138.6
19	73	SELDERS / REUBEN	TVR Griffith 200	19	1:04:07.182	1 Lap	4.350	9	3:03.241	137.6
20	69	EYEARS / STRETTON / MORRIS	LOTUS 26R	19	1:04:13.534	1 Lap	6.352	12	3:06.545	135.2
21	61	NISTORICA / WILLIAMS / PRIMROSE	JAGUAR E Type	19	1:04:15.655	1 Lap	2.121	12	3:07.213	134.7
22	42	KÖNIG / KÖNIG / VERZIJLBERGEN	JAGUAR E Type	19	1:04:16.547	1 Lap	0.892	13	3:05.163	136.2
23	46	BOURIEZ / MILLE /	LOTUS Elan 26R	19	1:04:25.914	1 Lap	9.367	12	3:08.230	134.0
24	129	AHLERS / BELLINGER / BOCK	MORGAN Plus 4 Super Sports	19	1:04:27.419	1 Lap	1.505	11	3:09.561	133.0
25	52	LAMBILLIOTTE / LAMBILLIOTTE	LOTUS Elan	18	1:03:07.780	2 Laps	1 Lap	12	3:05.902	135.6
26	232	FLOECK / DORNIER / VAN HOODYDONK	FORD Shelby Mustang 350 GT	18	1:03:10.818	2 Laps	3.038	14	3:09.130	133.3
27	66	WOS / YOOL	TURNER MKII	18	1:03:16.815	2 Laps	5.997	12	3:12.020	131.3
28	135	REYNOLDS / QUINTERO / THOMAS	LOTUS Elan 26R	18	1:03:22.549	2 Laps	5.734	11	3:07.129	134.7
29	32	BRANDT / BRANDT	TVR Grantura MK III	18	1:03:24.792	2 Laps	2.243	14	3:14.597	129.6
30	54	ZUMSTEIN / HAURI	AUSTIN HEALEY 3000 Mk2	18	1:03:34.608	2 Laps	9.816	12	3:15.293	129.1
31	111	HERREMAN / HERREMAN	MG MGB	18	1:04:30.490	2 Laps	55.882	13	3:20.270	125.9
32	37	MARTENS / VAN ELDEREN / FICK	PORSCHE 911	18	1:04:42.720	2 Laps	12.230	17	3:11.258	131.8
33	352	KONSBRUCK / VERMAST / PICHONNIER	SHELBY Mustang GT 350	17	57:04.099	3 Laps	1 Lap	13	3:02.280	138.3
34	16	SMITH / ROWLEY	GILBERN 1800GT	17	1:03:32.643	3 Laps	6:28.544	17	3:28.597	120.9
35	43	GOMES / CLARIDGE / DENTY	LOTUS Elan	17	1:03:32.896	3 Laps	0.253	12	3:11.427	131.7
36	144	POCHCIOL / POCHCIOL / HANSON	SHELBY Cobra Daytona Coupe	16	53:22.402	4 Laps	1 Lap	13	2:57.162	142.3
37	55	DE CRAENE / DE CRAENE	PORSCHE 911	15	1:03:10.627	5 Laps	1 Lap	12	3:26.276	122.2
38	53	COLL / MAC	PORSCHE 911	14	47:07.566	6 Laps	1 Lap	12	3:08.623	133.7
39	22	HAMUNEN / LAINE / ENQVIST	FORD Shelby Mustang 350 GT	13	44:20.031	7 Laps	1 Lap	12	3:04.668	136.5
40	149	FORRIER / HINDRYCKX / MORTREU	MG MGB	13	53:12.899	7 Laps	8:52.868	9	3:22.266	124.7
41	511	KING / MOGRIDGE / HALES	TRIUMPH TR4	12	44:13.985	8 Laps	1 Lap	11	3:21.784	125.0
42	72	SLEEP / WYKEHAM / MONTGOMERY	FORD Shelby Mustang 350 GT	9	31:41.563	11 Laps	3 Laps	8	3:05.539	135.9
43	91	SCHAMSCHULA / SCHELLONG / HENKE	TRIUMPH TR4	6	23:46.263	14 Laps	3 Laps	5	3:27.371	121.6
44	619	TALWAR / HADFIELD	PORSCHE 911	2	9:14.607	18 Laps	4 Laps			



1-Spa Six Hours Endurance

SPA SIX HOURS

Race

Classification by Group (Hour 1)

No Drivers	Team	Car	Laps	Total Time	Gap	Best Lap	
						Lap	Time Kph
45 17 DESANTIS / HINTON		PORSCHE 911 SWB					
46 104 DE CHANTÉRAC / DA ROCHA		AUSTIN HEALEY 3000 MK2					
47 48 TOOMS / SEVADJIAN / ROWE		LOTUS Elan 26R					
Not Started							
888 DAVISON / WHITTAKER / GREENSALL		TVR Griffiths					
TC			Fastest Lap: MEEUWISSEN Jac, 2:58.756 (Lap 14, 141.1 Kph)				
1 101 MEEUWISSEN / JANSEN / MEEUWISSEN		FORD Mustang	19	1:03:11.047		14	2:58.756 141.1
2 64 KELLEN / MUNHOWEN / SCHILTZ		FORD Mustang	19	1:03:16.856	5.809 5.809	13	3:01.900 138.6
3 100 GEORGI / ICKX / WEINZIERL		FORD 1964 Falcon Sprint	19	1:03:45.868	34.821 29.012	14	3:02.859 137.9
4 79 VAN LANSCHOT / LE BLANC / WILLS		FORD Falcon	19	1:04:05.207	54.160 19.339	12	3:06.699 135.1
5 616 ADRIAANS / ADRIAANS / VAN LIESHOUT		FORD Mustang Notchback	19	1:04:14.129	1:03.082 8.922	13	3:05.443 136.0
6 27 FRANKEL / TURRAL / FRANKEL		FORD Falcon Spirit	18	1:03:15.416	1 Lap 1 Lap	13	3:13.668 130.2
7 19 KERKHOF / GEERAERTS / MOORTGAT		FORD Mustang Mk1	18	1:03:15.891	1 Lap 0.475	12	3:09.787 132.9
8 202 DE WEERDT / BRANCKAERTS / KABERGS		FORD Mustang	18	1:04:11.846	1 Lap 55.955	13	3:16.141 128.6
9 33 DICHTER / SCHMITZ / WAGNER		FORD Mustang	18	1:04:18.033	1 Lap 6.187	17	3:18.386 127.1
10 110 OWEN / KING / COOKE		FORD Galaxie 500XL	13	1:05:15.846	6 Laps 5 Laps	10	3:26.466 122.1
GUEST			Fastest Lap: MUYTJENS Olivier, 2:51.221 (Lap 13, 147.3 Kph)				
1 26 MUYTJENS / AUDI /		FORD GT40	18	59:17.061		13	2:51.221 147.3

Published at:


Race Director Jean-Yves MUNSTERS	Timekeeper Alberto Estébanez 
--	---



1-Spa Six Hours Endurance SPA SIX HOURS Race

Classification (Hour 2)

No Drivers	Team	Car	Class	Laps	Total Time	Gap	Best Lap		
							Lap	Time	Kph
1 41	FRANCHITTI / FRANCHITTI / LOTTERER	FORD GT40	+	39	2:01:29.356		36	2:40.011	157.6
2 30	GRAF VON OEYNSHAUSEN / VERDONCK	FORD GT40	+	39	2:01:33.089	3.733	3.733	21 2:40.327	157.3
3 98	FARLEY / VAN DE POELE	FORD GT40	+	39	2:01:36.454	7.098	3.365	21 2:41.675	156.0
4 12	GRIESEMANN / GRIESEMANN	FORD GT40	+	39	2:01:48.525	19.169	12.071	25 2:42.977	154.7
5 10	SANCHEZ / SALEWSKY / FUNKE	FORD GT40	+	39	2:01:48.822	19.466	0.297	36 2:41.601	156.0
6 6	PEARSON / BRUNDLE / HARRIS	FORD GT40	+	39	2:02:07.343	37.987	18.521	25 2:43.505	154.2
7 169	GRAF VON FABER-CASTELL / NEWALL	SHELBY Cobra Daytona	12	39	2:03:51.088	2:21.732	1:43.745	24 2:50.121	148.2
8 45	KOLB / KOLB / STIPPLER	SHELBY Cobra	12	38	2:00:25.701	1 Lap	1 Lap	36 2:50.714	147.7
9 2	PEDERSEN / KJAERGAARD / WEISS	GINETTA G4R	s	38	2:02:10.705	1 Lap	1:45.004	13 2:50.353	148.0
10 21	BRYANT / TWYMAN / KEEN	FORD GT40	+	38	2:02:51.433	1 Lap	40.728	34 2:45.749	152.1
11 40	SHEDDEN / BARKER / BUTCHER	LOTUS Elan 26R	10	38	2:03:50.285	1 Lap	58.852	34 2:54.069	144.9
12 8	HART / HART / PASTORELLI	FORD GT40	+	38	2:03:53.590	1 Lap	3.305	36 2:43.954	153.8
13 5	JOEBSTL / MCDONALD / HALL	LOTUS Elan 26R	10	38	2:03:54.859	1 Lap	1.269	34 2:57.648	141.9
14 24	GRAF VON WEDEL / GRAF VON WEDEL / GRAF VON WEDEL	LOTUS Elan	10	38	2:04:08.166	1 Lap	13.307	35 2:55.170	143.9
15 23	HYETT / HYETT	LOTUS Elan 26R	10	38	2:04:10.887	1 Lap	2.721	35 2:58.538	141.2
16 25	WOOD / NUTHALL / LYONS	FORD GT40	+	37	2:00:19.152	2 Laps	1 Lap	27 2:45.362	152.5
17 188	OSBORNE / SMITH / WARD	JAGUAR E Type	12	37	2:00:32.273	2 Laps	13.121	34 2:54.731	144.3
18 101	MEEUWISSEN / JANSEN / MEEUWISSEN	FORD Mustang	10	37	2:02:49.036	2 Laps	2:16.763	25 2:56.839	142.6
19 36	LYNN / LYNN / HADDON	FORD GT40	+	37	2:03:48.189	2 Laps	59.153	35 2:47.744	150.3
20 31	MILLE / SCEMAMA / OFFEL DE VILLAUCCOURT	JAGUAR E Type	12	37	2:03:49.426	2 Laps	1.237	24 2:54.775	144.3
21 135	REYNOLDS / QUINTERO / THOMAS	LOTUS Elan 26R	10	37	2:03:55.553	2 Laps	6.127	34 2:56.378	143.0
22 11	WAKEMAN / SMITH / GRANT-PETERKIN	FORD GT40	+	37	2:03:59.248	2 Laps	3.695	26 2:47.826	150.2
23 39	SMITH / CLARK / MITCHELL	JAGUAR E Type Lightweight	12	37	2:04:03.597	2 Laps	4.349	24 2:50.345	148.0
24 15	BUHOFER / WILLIS / FRIEDRICH	LOTUS Elan 26R	10	37	2:04:59.125	2 Laps	55.528	13 3:01.090	139.2
25 64	KELLEN / MUNHOWEN / SCHILTZ	FORD Mustang	10	36	1:57:55.085	3 Laps	1 Lap	35 3:00.510	139.7
26 186	SMITHIES / CLARKSON / PANGBORN	SHELBY Cobra Daytona	12	36	1:58:09.552	3 Laps	14.467	25 2:58.049	141.6
27 100	GEORGI / ICKX / WEINZIERL	FORD 1964 Falcon Sprint	10	36	2:00:01.058	3 Laps	1:51.506	35 3:01.603	138.8
28 61	NISTORICA / WILLIAMS / PRIMROSE	JAGUAR E Type	7	36	2:01:04.705	3 Laps	1:03.647	34 3:03.207	137.6
29 129	AHLERS / BELLINGER / BOCK	MORGAN Plus 4 Super Sports	11	36	2:01:29.706	3 Laps	25.001	23 3:06.421	135.3
30 28	BORDET / BORDET	MARCOS 1800 GT	s	36	2:01:31.030	3 Laps	1.324	34 3:02.801	137.9
31 46	BOURIEZ / MILLE /	LOTUS Elan 26R	10	36	2:01:31.636	3 Laps	0.606	23 3:04.417	136.7
32 73	SELDERS / REUBEN	TVR Griffith 200	12	36	2:02:36.340	3 Laps	1:04.704	24 2:58.146	141.5
33 194	MACEDO SILVA / MONROY	FORD GT40 Roadster	+	36	2:02:36.809	3 Laps	0.469	26 2:47.885	150.2
34 9	FRIEDRICH / FRIEDRICH / HADFIELD	ASTON MARTIN DB4 GT DP214	12	36	2:02:37.749	3 Laps	0.940	34 2:52.842	145.9
35 42	KÖNIG / KÖNIG / VERZIJLBERGEN	JAGUAR E Type	12	36	2:03:34.504	3 Laps	56.755	26 3:02.379	138.3
36 66	WOS / YOOL	TURNER MKII	11	36	2:03:52.298	3 Laps	17.794	33 3:08.333	133.9
37 49	GRAY / GRAY	JAGUAR E Type	12	36	2:04:17.852	3 Laps	25.554	20 2:59.312	140.6
38 43	GOMES / CLARIDGE / DENTY	LOTUS Elan	10	36	2:04:58.551	3 Laps	40.699	32 3:00.355	139.8
39 7	MEINS / LILLINGSTON PRICE / HUFF	FORD GT40	+	36	2:05:02.956	3 Laps	4.405	24 2:50.933	147.5
40 69	EYEARS / STRETTON / MORRIS	LOTUS 26R	10	36	2:05:05.816	3 Laps	2.860	25 3:05.010	136.3
41 14	SANZ DE ACEDO / RAWE / THORNE	FORD GT40	+	35	1:55:01.264	4 Laps	1 Lap	26 2:58.449	141.3
42 616	ADRIAANS / ADRIAANS / VAN LIESHOUT	FORD Mustang Notchback	10	35	2:03:30.479	4 Laps	8:29.215	32 3:02.420	138.2
43 54	ZUMSTEIN / HAURI	AUSTIN HEALEY 3000 Mk2	12	35	2:03:31.216	4 Laps	0.737	33 3:02.132	138.4
44 26	MUYTJENS / AUDI /	FORD GT40	+	35	2:03:36.917	4 Laps	5.701	31 2:48.095	150.0
45 79	VAN LANSCHOT / LE BLANC / WILLS	FORD Falcon	10	35	2:03:48.495	4 Laps	11.578	33 3:03.522	137.4
46 18	TILLEY / GRIFFITHS / HILL	FORD GT40	+	35	2:04:00.417	4 Laps	11.922	25 2:46.570	151.4
47 165	BATES / BATES	PORSCHE 911	11	35	2:04:10.529	4 Laps	10.112	24 3:02.857	137.9
48 32	BRANDT / BRANDT	TVR Grantura MK III	11	35	2:04:17.482	4 Laps	6.953	19 3:13.584	130.2
49 77	GREENHALGH / GREENHALGH / GREENHALGH	SHELBY Cobra	12	35	2:05:00.273	4 Laps	42.791	20 3:00.079	140.0
50 200	BERCHON / DA ROCHA	JAGUAR E Type	12	35	2:05:07.156	4 Laps	6.883	13 2:59.656	140.3
51 111	HERREMAN / HERREMAN	MG MGB	11	34	2:02:33.750	5 Laps	1 Lap	19 3:20.065	126.0
52 4	SCHWARTZ / PLEIMES / NEWALL	FORD GT40	+	34	2:02:38.596	5 Laps	4.846	31 2:50.292	148.1
53 232	FLOECK / DORNIER / VAN HOOYDONK	FORD Shelby Mustang 350 GT	12	34	2:03:56.104	5 Laps	1:17.508	14 3:09.130	133.3
54 33	DICHTER / SCHMITZ / WAGNER	FORD Mustang	10	34	2:03:57.634	5 Laps	1.530	31 3:09.816	132.8
55 52	LAMBILLIOTTE / LAMBILLIOTTE	LOTUS Elan	10	34	2:04:57.176	5 Laps	59.542	12 3:05.902	135.6
56 62	GERMAIN / DARLEY / REUBEN	TVR Griffith 200	12	33	1:56:13.250	6 Laps	1 Lap	25 2:56.894	142.5
57 37	MARTENS / VAN ELDEREN / FICK	PORSCHE 911	11	33	2:01:56.354	6 Laps	5:43.104	31 3:07.600	134.4
58 35	BIRCH / BURKE	FORD GT40	+	32	1:39:50.897	7 Laps	1 Lap	21 2:40.821	156.8
59 27	FRANKEL / TURRAL / FRANKEL	FORD Falcon Spirit	10	31	1:55:32.915	8 Laps	1 Lap	13 3:13.668	130.2
60 55	DE CRAENE / DE CRAENE	PORSCHE 911	11	31	1:59:22.846	8 Laps	3:49.931	19 3:22.452	124.5
61 19	KERKHOF / GEERAERTS / MOORTGAT	FORD Mustang Mk1	10	28	1:35:04.908	11 Laps	3 Laps	26 3:05.028	136.3
62 110	OWEN / KING / COOKE	FORD Galaxie 500XL	10	28	1:59:14.371	11 Laps	4:09.463	27 3:23.903	123.7
63 3	DITTING / HANCOCK	FORD GT40	+	27	2:02:39.311	12 Laps	1 Lap	13 2:47.407	150.6
64 44	THORNE / BENNETT-BAGGS / TODD	AUSTIN HEALEY 3000	12	25	1:24:02.570	14 Laps	2 Laps	23 3:02.418	138.2
65 352	KONSBRUCK / VERMAST / PICHONNIER	SHELBY Mustang GT 350	12	23	2:03:51.223	16 Laps	2 Laps	20 3:00.752	139.5
66 16	SMITH / ROWLEY	GILBERN 1800GT	11	22	2:03:47.496	17 Laps	1 Lap	17 3:28.597	120.9



1-Spa Six Hours Endurance


SPA SIX HOURS

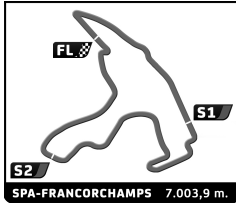
Race

Classification (Hour 2)

No Drivers	Team	Car	Class	Laps	Total Time	Gap	Best Lap		
							Lap	Time	Kph
67 202 DE WEERDT / BRANCKAERTS / KABERGS		FORD Mustang	10	19	1:13:57.975	20 Laps 3 Laps	13	3:16.141	128.6
68 144 POCHCIOL / POCHCIOL / HANSON		SHELBY Cobra Daytona Coupe	12	17	1:37:27.024	22 Laps 2 Laps	13	2:57.162	142.3
69 149 FORRIER / HINDRYCKX / MORTREU		MG MGB	11	15	1:28:47.465	24 Laps 2 Laps	9	3:22.266	124.7
70 72 SLEEP / WYKEHAM / MONTGOMERY		FORD Shelby Mustang 350 GT	12	15	2:01:35.560	24 Laps 2:48.095	14	3:03.033	137.8
71 53 COLL / MAC		PORSCHE 911	11	14	47:07.566	25 Laps 1 Lap	12	3:08.623	133.7
72 22 HAMUNEN / LAINE / ENQVIST		FORD Shelby Mustang 350 GT	12	13	44:20.031	26 Laps 1 Lap	12	3:04.668	136.5
73 1 WRIGHT / WOLFE / GANS		FORD GT40	+	12	38:25.873	27 Laps 1 Lap	7	2:53.697	145.2
74 511 KING / MOGRIDGE / HALES		TRIUMPH TR4	11	12	44:13.985	27 Laps 5:48.112	11	3:21.784	125.0
75 619 TALWAR / HADFIELD		PORSCHE 911	11	9	2:02:24.735	30 Laps 3 Laps	7	3:17.941	127.4
76 91 SCHAMSCHULA / SCHELLONG / HENKE		TRIUMPH TR4	11	7	1:33:47.862	32 Laps 2 Laps	5	3:27.371	121.6
77 48 TOOMS / SEVADJIAN / ROWE		LOTUS Elan 26R	10						
78 17 DESANTIS / HINTON		PORSCHE 911 SWB	11						
79 104 DE CHANTÉRAC / DA ROCHA		AUSTIN HEALEY 3000 MK2	12						
■ Not Started									
888 DAVISON / WHITTAKER / GREENSALL		TVR Griffiths	12						

Published at:

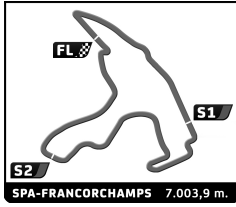
Race Director Jean-Yves MUNSTERS	Timekeeper Alberto Estébanez 
--	--



1-Spa Six Hours Endurance SPA SIX HOURS Race

Classification by Class (Hour 2)

No Drivers		Team	Car	Laps	Total Time	Gap	Best Lap	
							Lap	Time Kph
				Fastest Lap: SHEDDEN Gordon, 2:54.069 (Lap 34, 144.9 Kph)				
10	1 40	SHEDDEN / BARKER / BUTCHER	LOTUS Elan 26R	38	2:03:50.285		34	2:54.069 144.9
	2 5	JOEBSTL / MCDONALD / HALL	LOTUS Elan 26R	38	2:03:54.859	4.574	34	2:57.648 141.9
	3 24	GRAF VON WEDEL / GRAF VON WEDEL / GRAF VON WEDEL	LOTUS Elan	38	2:04:08.166	17.881	35	2:55.170 143.9
	4 23	HYETT / HYETT	LOTUS Elan 26R	38	2:04:10.887	20.602	35	2:58.538 141.2
	5 101	MEEUWISSEN / JANSEN / MEEUWISSEN	FORD Mustang	37	2:02:49.036	1 Lap	25	2:56.839 142.6
	6 135	REYNOLDS / QUINTERO / THOMAS	LOTUS Elan 26R	37	2:03:55.553	1 Lap 1:06.517	34	2:56.378 143.0
	7 15	BUHOFER / WILLIS / FRIEDRICH	LOTUS Elan 26R	37	2:04:59.125	1 Lap 1:03.572	13	3:01.090 139.2
	8 64	KELLEN / MUNHOWEN / SCHILTZ	FORD Mustang	36	1:57:55.085	2 Laps 1 Lap	35	3:00.510 139.7
	9 100	GEORGI / ICKX / WEINZIERL	FORD 1964 Falcon Sprint	36	2:00:01.058	2 Laps 2:05.973	35	3:01.603 138.8
	10 46	BOURIEZ / MILLE /	LOTUS Elan 26R	36	2:01:31.636	2 Laps 1:30.578	23	3:04.417 136.7
	11 43	GOMES / CLARIDGE / DENTY	LOTUS Elan	36	2:04:58.551	2 Laps 3:26.915	32	3:00.355 139.8
	12 69	EYEARS / STRETTON / MORRIS	LOTUS 26R	36	2:05:05.816	2 Laps 7.265	25	3:05.010 136.3
	13 616	ADRIAANS / ADRIAANS / VAN LIESHOUT	FORD Mustang Notchback	35	2:03:30.479	3 Laps 1 Lap	32	3:02.420 138.2
	14 79	VAN LANSCHOT / LE BLANC / WILLIS	FORD Falcon	35	2:03:48.495	3 Laps 18.016	33	3:03.522 137.4
	15 33	DICHTER / SCHMITZ / WAGNER	FORD Mustang	34	2:03:57.634	4 Laps 1 Lap	31	3:09.816 132.8
	16 52	LAMBILLIOTTE / LAMBILLIOTTE	LOTUS Elan	34	2:04:57.176	4 Laps 59.542	12	3:05.902 135.6
	17 27	FRANKEL / TURRAL / FRANKEL	FORD Falcon Spirit	31	1:55:32.915	7 Laps 3 Laps	13	3:13.668 130.2
	18 19	KERKHOF / GEERAERTS / MOORTGAT	FORD Mustang Mk1	28	1:35:04.908	10 Laps 3 Laps	26	3:05.028 136.3
	19 110	OWEN / KING / COOKE	FORD Galaxie 500XL	28	1:59:14.371	10 Laps 4:09.463	27	3:23.903 123.7
	20 202	DE WEERDT / BRANCKAERTS / KABERGS	FORD Mustang	19	1:13:57.975	19 Laps 9 Laps	13	3:16.141 128.6
	21 48	TOOMS / SEVADJIAN / ROWE	LOTUS Elan 26R					
				Fastest Lap: FRANCHITTI Dario, 2:40.011 (Lap 36, 157.6 Kph)				
+	1 41	FRANCHITTI / FRANCHITTI / LOTTERER	FORD GT40	39	2:01:29.356		36	2:40.011 157.6
	2 30	GRAF VON OEYNHAUSEN / VERDONCK	FORD GT40	39	2:01:33.089	3.733	21	2:40.327 157.3
	3 98	FARLEY / VAN DE POELE	FORD GT40	39	2:01:36.454	7.098	21	2:41.675 156.0
	4 12	GRIESEMANN / GRIESEMANN	FORD GT40	39	2:01:48.525	19.169	25	2:42.977 154.7
	5 10	SANCHEZ / SALEWSKY / FUNKE	FORD GT40	39	2:01:48.822	19.466	36	2:41.601 156.0
	6 6	PEARSON / BRUNDLE / HARRIS	FORD GT40	39	2:02:07.343	37.987	25	2:43.505 154.2
	7 21	BRYANT / TWYMAN / KEEN	FORD GT40	38	2:02:51.433	1 Lap 1 Lap	34	2:45.749 152.1
	8 8	HART / HART / PASTORELLI	FORD GT40	38	2:03:53.590	1 Lap 1:02.157	36	2:43.954 153.8
	9 25	WOOD / NUTHALL / LYONS	FORD GT40	37	2:00:19.152	2 Laps 1 Lap	27	2:45.362 152.5
	10 36	LYNN / LYNN / HADDON	FORD GT40	37	2:03:48.189	2 Laps 3:29.037	35	2:47.744 150.3
	11 11	WAKEMAN / SMITH / GRANT-PETERKIN	FORD GT40	37	2:03:59.248	2 Laps 11.059	26	2:47.826 150.2
	12 194	MACEDO SILVA / MONROY	FORD GT40 Roadster	36	2:02:36.809	3 Laps 1 Lap	26	2:47.885 150.2
	13 7	MEINS / LILLINGSTON PRICE / HUFF	FORD GT40	36	2:05:02.956	3 Laps 2:26.147	24	2:50.933 147.5
	14 14	SANZ DE ACEDO / RAWE / THORNE	FORD GT40	35	1:55:01.264	4 Laps 1 Lap	26	2:58.449 141.3
	15 18	TILLEY / GRIFFITHS / HILL	FORD GT40	35	2:04:00.417	4 Laps 8:59.153	25	2:46.570 151.4
	16 4	SCHWARTZ / PLEIMES / NEWALL	FORD GT40	34	2:02:38.596	5 Laps 1 Lap	31	2:50.292 148.1
	17 35	BIRCH / BURKE	FORD GT40	32	1:39:50.897	7 Laps 2 Laps	21	2:40.821 156.8
	18 3	DITTING / HANCOCK	FORD GT40	27	2:02:39.311	12 Laps 5 Laps	13	2:47.407 150.6
	19 1	WRIGHT / WOLFE / GANS	FORD GT40	12	38:25.873	27 Laps 15 Laps	7	2:53.697 145.2
				Fastest Lap: BATES Mark, 3:02.857 (Lap 24, 137.9 Kph)				
11	1 129	AHLERS / BELLINGER / BOCK	MORGAN Plus 4 Super Sports	36	2:01:29.706		23	3:06.421 135.3
	2 66	WOS / YOOL	TURNER MKII	36	2:03:52.298	2:22.592 2:22.592	33	3:08.333 133.9
	3 165	BATES / BATES	PORSCHE 911	35	2:04:10.529	1 Lap 1 Lap	24	3:02.857 137.9
	4 32	BRANDT / BRANDT	TVR Grantura MK III	35	2:04:17.482	1 Lap 6.953	19	3:13.584 130.2
	5 111	HERREMAN / HERREMAN	MG MGB	34	2:02:33.750	2 Laps 1 Lap	19	3:20.065 126.0
	6 37	MARTENS / VAN ELDEREN / FICK	PORSCHE 911	33	2:01:56.354	3 Laps 1 Lap	31	3:07.600 134.4
	7 55	DE CRAENE / DE CRAENE	PORSCHE 911	31	1:59:22.846	5 Laps 2 Laps	19	3:22.452 124.5
	8 16	SMITH / ROWLEY	GILBERN 1800GT	22	2:03:47.496	14 Laps 9 Laps	17	3:28.597 120.9
	9 149	FORRIER / HINDRYCKX / MORTREU	MG MGB	15	1:28:47.465	21 Laps 7 Laps	9	3:22.266 124.7
	10 53	COLL / MAC	PORSCHE 911	14	47:07.566	22 Laps 1 Lap	12	3:08.623 133.7
	11 511	KING / MOGRIDGE / HALES	TRIUMPH TR4	12	44:13.985	24 Laps 2 Laps	11	3:21.784 125.0
	12 619	TALWAR / HADFIELD	PORSCHE 911	9	2:02:24.735	27 Laps 3 Laps	7	3:17.941 127.4
	13 91	SCHAMSCHULA / SCHELLONG / HENKE	TRIUMPH TR4	7	1:33:47.862	29 Laps 2 Laps	5	3:27.371 121.6
	14 17	DESANTIS / HINTON	PORSCHE 911 SWB					
				Fastest Lap: GRAF VON FABER-CASTELL Charles, 2:50.121 (Lap 24, 148.2 Kph)				
12	1 169	GRAF VON FABER-CASTELL / NEWALL	SHELBY Cobra Daytona	39	2:03:51.088		24	2:50.121 148.2
	2 45	KOLB / KOLB / STIPPLER	SHELBY Cobra	38	2:00:25.701	1 Lap 1 Lap	36	2:50.714 147.7
	3 188	OSBORNE / SMITH / WARD	JAGUAR E Type	37	2:00:32.273	2 Laps 1 Lap	34	2:54.731 144.3
	4 31	MILLE / SCAMAMA / OFFEL DE VILLAUCOURT	JAGUAR E Type	37	2:03:49.426	2 Laps 3:17.153	24	2:54.775 144.3
	5 39	SMITH / CLARK / MITCHELL	JAGUAR E Type Lightweight	37	2:04:03.597	2 Laps 14.171	24	2:50.345 148.0
	6 186	SMITHIES / CLARKSON / PANGBORN	SHELBY Cobra Daytona	36	1:58:09.552	3 Laps 1 Lap	25	2:58.049 141.6
	7 73	SELDERS / REUBEN	TVR Griffith 200	36	2:02:36.340	3 Laps 4:26.788	24	2:58.146 141.5
	8 9	FRIEDRICHS / FRIEDRICHS / HADFIELD	ASTON MARTIN DB4 GT DP214	36	2:02:37.749	3 Laps 1.409	34	2:52.842 145.9




1-Spa Six Hours Endurance SPA SIX HOURS Race

Classification by Class (Hour 2)

No Drivers	Team	Car	Laps	Total Time	Gap	Best Lap		
						Lap	Time	Kph
9 42 KÖNIG / KÖNIG / VERZIJLBERGEN		JAGUAR E Type	36	2:03:34.504	3 Laps 56.755	26	3:02.379	138.3
10 49 GRAY / GRAY		JAGUAR E Type	36	2:04:17.852	3 Laps 43.348	20	2:59.312	140.6
11 54 ZUMSTEIN / HAURI		AUSTIN HEALEY 3000 Mk2	35	2:03:31.216	4 Laps 1 Lap	33	3:02.132	138.4
12 77 GREENHALGH / GREENHALGH / GREENHALGH		SHELBY Cobra	35	2:05:00.273	4 Laps 1:29.057	20	3:00.079	140.0
13 200 BERCHON / DA ROCHA		JAGUAR E Type	35	2:05:07.156	4 Laps 6.883	13	2:59.656	140.3
14 232 FLOECK / DORNIER / VAN HOOYDONK		FORD Shelby Mustang 350 GT	34	2:03:56.104	5 Laps 1 Lap	14	3:09.130	133.3
15 62 GERMAIN / DARLEY / REUBEN		TVR Griffith 200	33	1:56:13.250	6 Laps 1 Lap	25	2:56.894	142.5
16 44 THORNE / BENNETT-BAGGS / TODD		AUSTIN HEALEY 3000	25	1:24:02.570	14 Laps 8 Laps	23	3:02.418	138.2
17 352 KONSBRUCK / VERMAST / PICHONNIER		SHELBY Mustang GT 350	23	2:03:51.223	16 Laps 2 Laps	20	3:00.752	139.5
18 144 POCHCIOL / POCHCIOL / HANSON		SHELBY Cobra Daytona Coupe	17	1:37:27.024	22 Laps 6 Laps	13	2:57.162	142.3
19 72 SLEEP / WYKEHAM / MONTGOMERY		FORD Shelby Mustang 350 GT	15	2:01:35.560	24 Laps 2 Laps	14	3:03.033	137.8
20 22 HAMUNEN / LAINE / ENQVIST		FORD Shelby Mustang 350 GT	13	44:20.031	26 Laps 2 Laps	12	3:04.668	136.5
21 104 DE CHANTÉRAC / DA ROCHA		AUSTIN HEALEY 3000 MK2						
Not Started								
888 DAVISON / WHITTAKER / GREENSALL		TVR Griffiths						
			Fastest Lap: NISTORICA Ciprian, 3:03.207 (Lap 34, 137.6 Kph)					
7 1 61 NISTORICA / WILLIAMS / PRIMROSE		JAGUAR E Type	36	2:01:04.705		34	3:03.207	137.6
			Fastest Lap: PEDERSEN Palle Birkelund, 2:50.353 (Lap 13, 148.0 Kph)					
S 1 2 PEDERSEN / KJAERGAARD / WEISS		GINETTA G4R	38	2:02:10.705		13	2:50.353	148.0
2 28 BORDET / BORDET		MARCOS 1800 GT	36	2:01:31.030	2 Laps 2 Laps	34	3:02.801	137.9

Published at:


Race Director Jean-Yves MUNSTERS	Timekeeper Alberto Estébanez 
--	---



1-Spa Six Hours Endurance SPA SIX HOURS Race

Classification by Group (Hour 2)

No Drivers		Team	Car	Laps	Total Time	Gap	Best Lap	
							Lap	Time Kph
GTP Fastest Lap: FRANCHITTI Dario, 2:40.011 (Lap 36, 157.6 Kph)								
1	41	FRANCHITTI / FRANCHITTI / LOTTERER	FORD GT40	39	2:01:29.356		36	2:40.011 157.6
2	30	GRAF VON OEYNHAUSEN / VERDONCK	FORD GT40	39	2:01:33.089	3.733	21	2:40.327 157.3
3	98	FARLEY / VAN DE POELE	FORD GT40	39	2:01:36.454	7.098	3.365	21 2:41.675 156.0
4	12	GRIESEMANN / GRIESEMANN	FORD GT40	39	2:01:48.525	19.169	12.071	25 2:42.977 154.7
5	10	SANCHEZ / SALEWSKY / FUNKE	FORD GT40	39	2:01:48.822	19.466	0.297	36 2:41.601 156.0
6	6	PEARSON / BRUNDLE / HARRIS	FORD GT40	39	2:02:07.343	37.987	18.521	25 2:43.505 154.2
7	2	PEDERSEN / KJAERGAARD / WEISS	GINETTA G4R	38	2:02:10.705	1 Lap	1 Lap	13 2:50.353 148.0
8	21	BRYANT / TWYMAN / KEEN	FORD GT40	38	2:02:51.433	1 Lap	40.728	34 2:45.749 152.1
9	8	HART / HART / PASTORELLI	FORD GT40	38	2:03:53.590	1 Lap	1:02.157	36 2:43.954 153.8
10	25	WOOD / NUTHALL / LYONS	FORD GT40	37	2:00:19.152	2 Laps	1 Lap	27 2:45.362 152.5
11	36	LYNN / LYNN / HADDON	FORD GT40	37	2:03:48.189	2 Laps	3:29.037	35 2:47.744 150.3
12	11	WAKEMAN / SMITH / GRANT-PETERKIN	FORD GT40	37	2:03:59.248	2 Laps	11.059	26 2:47.826 150.2
13	28	BORDET / BORDET	MARCOS 1800 GT	36	2:01:31.030	3 Laps	1 Lap	34 3:02.801 137.9
14	194	MACEDO SILVA / MONROY	FORD GT40 Roadster	36	2:02:36.809	3 Laps	1:05.779	26 2:47.885 150.2
15	7	MEINS / LILLINGSTON PRICE / HUFF	FORD GT40	36	2:05:02.956	3 Laps	2:26.147	24 2:50.933 147.5
16	14	SANZ DE ACEDO / RAWE / THORNE	FORD GT40	35	1:55:01.264	4 Laps	1 Lap	26 2:58.449 141.3
17	18	TILLEY / GRIFFITHS / HILL	FORD GT40	35	2:04:00.417	4 Laps	8:59.153	25 2:46.570 151.4
18	4	SCHWARTZ / PLEIMES / NEWALL	FORD GT40	34	2:02:38.596	5 Laps	1 Lap	31 2:50.292 148.1
19	35	BIRCH / BURKE	FORD GT40	32	1:39:50.897	7 Laps	2 Laps	21 2:40.821 156.8
20	3	DITTING / HANCOCK	FORD GT40	27	2:02:39.311	12 Laps	5 Laps	13 2:47.407 150.6
21	1	WRIGHT / WOLFE / GANS	FORD GT40	12	38:25.873	27 Laps	15 Laps	7 2:53.697 145.2
GTS Fastest Lap: GRAF VON FABER-CASTELL Charles, 2:50.121 (Lap 24, 148.2 Kph)								
1	169	GRAF VON FABER-CASTELL / NEWALL	SHELBY Cobra Daytona	39	2:03:51.088		24	2:50.121 148.2
2	45	KOLB / KOLB / STIPLER	SHELBY Cobra	38	2:00:25.701	1 Lap	1 Lap	36 2:50.714 147.7
3	40	SHEDDEN / BARKER / BUTCHER	LOTUS Elan 26R	38	2:03:50.285	1 Lap	3:24.584	34 2:54.069 144.9
4	5	JOEBSTL / MCDONALD / HALL	LOTUS Elan 26R	38	2:03:54.859	1 Lap	4.574	34 2:57.648 141.9
5	24	GRAF VON WEDEL / GRAF VON WEDEL / GRAF VON WEDEL	LOTUS Elan	38	2:04:08.166	1 Lap	13.307	35 2:55.170 143.9
6	23	HYETT / HYETT	LOTUS Elan 26R	38	2:04:10.887	1 Lap	2.721	35 2:58.538 141.2
7	188	OSBORNE / SMITH / WARD	JAGUAR E Type	37	2:00:32.273	2 Laps	1 Lap	34 2:54.731 144.3
8	31	MILLE / SCEMAMA / OFFEL DE VILLAUCOURT	JAGUAR E Type	37	2:03:49.426	2 Laps	3:17.153	24 2:54.775 144.3
9	135	REYNOLDS / QUINTERO / THOMAS	LOTUS Elan 26R	37	2:03:55.553	2 Laps	6.127	34 2:56.378 143.0
10	39	SMITH / CLARK / MITCHELL	JAGUAR E Type Lightweight	37	2:04:03.597	2 Laps	8.044	24 2:50.345 148.0
11	15	BUHOFER / WILLIS / FRIEDRICHS	LOTUS Elan 26R	37	2:04:59.125	2 Laps	55.528	13 3:01.090 139.2
12	186	SMITHIES / CLARKSON / PANGBORN	SHELBY Cobra Daytona	36	1:58:09.552	3 Laps	1 Lap	25 2:58.049 141.6
13	61	NISTORICA / WILLIAMS / PRIMROSE	JAGUAR E Type	36	2:01:04.705	3 Laps	2:55.153	34 3:03.207 137.6
14	129	AHLERS / BELLINGER / BOCK	MORGAN Plus 4 Super Sports	36	2:01:29.706	3 Laps	25.001	23 3:06.421 135.3
15	46	BOURIEZ / MILLE /	LOTUS Elan 26R	36	2:01:31.636	3 Laps	1.930	23 3:04.417 136.7
16	73	SELDERS / REUBEN	TVR Griffith 200	36	2:02:36.340	3 Laps	1:04.704	24 2:58.146 141.5
17	9	FRIEDRICHS / FRIEDRICHS / HADFIELD	ASTON MARTIN DB4 GT DP214	36	2:02:37.749	3 Laps	1.409	34 2:52.842 145.9
18	42	KÖNIG / KÖNIG / VERZIJLBERGEN	JAGUAR E Type	36	2:03:34.504	3 Laps	56.755	26 3:02.379 138.3
19	66	WOS / YOOL	TURNER MKII	36	2:03:52.298	3 Laps	17.794	33 3:08.333 133.9
20	49	GRAY / GRAY	JAGUAR E Type	36	2:04:17.852	3 Laps	25.554	20 2:59.312 140.6
21	43	GOMES / CLARIDGE / DENTY	LOTUS Elan	36	2:04:58.551	3 Laps	40.699	32 3:00.355 139.8
22	69	EYEARS / STRETTON / MORRIS	LOTUS 26R	36	2:05:05.816	3 Laps	7.265	25 3:05.010 136.3
23	54	ZUMSTEIN / HAURI	AUSTIN HEALEY 3000 Mk2	35	2:03:31.216	4 Laps	1 Lap	33 3:02.132 138.4
24	165	BATES / BATES	PORSCHE 911	35	2:04:10.529	4 Laps	39.313	24 3:02.857 137.9
25	32	BRANDT / BRANDT	TVR Grantura MK III	35	2:04:17.482	4 Laps	6.953	19 3:13.584 130.2
26	77	GREENHALGH / GREENHALGH / GREENHALGH	SHELBY Cobra	35	2:05:00.273	4 Laps	42.791	20 3:00.079 140.0
27	200	BERCHON / DA ROCHA	JAGUAR E Type	35	2:05:07.156	4 Laps	6.883	13 2:59.656 140.3
28	111	HERREMAN / HERREMAN	MG MGB	34	2:02:33.750	5 Laps	1 Lap	19 3:20.065 126.0
29	232	FLOECK / DORNIER / VAN HOYDONK	FORD Shelby Mustang 350 GT	34	2:03:56.104	5 Laps	1:22.354	14 3:09.130 133.3
30	52	LAMBILLIOTTE / LAMBILLIOTTE	LOTUS Elan	34	2:04:57.176	5 Laps	1:01.072	12 3:05.902 135.6
31	62	GERMAIN / DARLEY / REUBEN	TVR Griffith 200	33	1:56:13.250	6 Laps	1 Lap	25 2:56.894 142.5
32	37	MARTENS / VAN ELDEREN / FICK	PORSCHE 911	33	2:01:56.354	6 Laps	5:43.104	31 3:07.600 134.4
33	55	DE CRAENE / DE CRAENE	PORSCHE 911	31	1:59:22.846	8 Laps	2 Laps	19 3:22.452 124.5
34	44	THORNE / BENNETT-BAGGS / TODD	AUSTIN HEALEY 3000	25	1:24:02.570	14 Laps	6 Laps	23 3:02.418 138.2
35	352	KONBRUCK / VERMAST / PICHONNIER	SHELBY Mustang GT 350	23	2:03:51.223	16 Laps	2 Laps	20 3:00.752 139.5
36	16	SMITH / ROWLEY	GILBERN 1800GT	22	2:03:47.496	17 Laps	1 Lap	17 3:28.597 120.9
37	144	POCHCIOL / POCHCIOL / HANSON	SHELBY Cobra Daytona Coupe	17	1:37:27.024	22 Laps	5 Laps	13 2:57.162 142.3
38	149	FORRIER / HINDRYCKX / MORTREU	MG MGB	15	1:28:47.465	24 Laps	2 Laps	9 3:22.266 124.7
39	72	SLEEP / WYKHAM / MONTGOMERY	FORD Shelby Mustang 350 GT	15	2:01:35.560	24 Laps	2:48.095	14 3:03.033 137.8
40	53	COLL / MAC	PORSCHE 911	14	47:07.566	25 Laps	1 Lap	12 3:08.623 133.7
41	22	HAMUNEN / LAINE / ENQVIST	FORD Shelby Mustang 350 GT	13	44:20.031	26 Laps	1 Lap	12 3:04.668 136.5
42	511	KING / MOGRIDGE / HALES	TRIUMPH TR4	12	44:13.985	27 Laps	1 Lap	11 3:21.784 125.0
43	619	TALWAR / HADFIELD	PORSCHE 911	9	2:02:24.735	30 Laps	3 Laps	7 3:17.941 127.4
44	91	SCHAMSCHULA / SCHELLONG / HENKE	TRIUMPH TR4	7	1:33:47.862	32 Laps	2 Laps	5 3:27.371 121.6



1-Spa Six Hours Endurance

SPA SIX HOURS


Race

Classification by Group (Hour 2)

No Drivers	Team	Car	Laps	Total Time	Gap	Best Lap	
						Lap	Time Kph
45 17 DESANTIS / HINTON		PORSCHE 911 SWB					
46 48 TOOMS / SEVADJIAN / ROWE		LOTUS Elan 26R					
47 104 DE CHANTÉRAC / DA ROCHA		AUSTIN HEALEY 3000 MK2					
Not Started							
888 DAVISON / WHITTAKER / GREENSALL		TVR Griffiths					
TC			Fastest Lap: MEEUWISSEN Jac, 2:56.839 (Lap 25, 142.6 Kph)				
1 101 MEEUWISSEN / JANSEN / MEEUWISSEN		FORD Mustang	37	2:02:49.036		25	2:56.839 142.6
2 64 KELLEN / MUNHOWEN / SCHILTZ		FORD Mustang	36	1:57:55.085	1 Lap	1 Lap	35 3:00.510 139.7
3 100 GEORGI / ICKX / WEINZIERL		FORD 1964 Falcon Sprint	36	2:00:01.058	1 Lap	2:05.973	35 3:01.603 138.8
4 616 ADRIAANS / ADRIAANS / VAN LIESHOUT		FORD Mustang Notchback	35	2:03:30.479	2 Laps	1 Lap	32 3:02.420 138.2
5 79 VAN LANSCHOT / LE BLANC / WILLS		FORD Falcon	35	2:03:48.495	2 Laps	18.016	33 3:03.522 137.4
6 33 DICHTER / SCHMITZ / WAGNER		FORD Mustang	34	2:03:57.634	3 Laps	1 Lap	31 3:09.816 132.8
7 27 FRANKEL / TURRAL / FRANKEL		FORD Falcon Spirit	31	1:55:32.915	6 Laps	3 Laps	13 3:13.668 130.2
8 19 KERKHOFS / GEERAERTS / MOORTGAT		FORD Mustang Mk1	28	1:35:04.908	9 Laps	3 Laps	26 3:05.028 136.3
9 110 OWEN / KING / COOKE		FORD Galaxie 500XL	28	1:59:14.371	9 Laps	4:09.463	27 3:23.903 123.7
10 202 DE WEERDT / BRANCKAERTS / KABERGS		FORD Mustang	19	1:13:57.975	18 Laps	9 Laps	13 3:16.141 128.6
GUEST			Fastest Lap: MUYTJENS Olivier, 2:48.095 (Lap 31, 150.0 Kph)				
1 26 MUYTJENS / AUDI /		FORD GT40	35	2:03:36.917			31 2:48.095 150.0

Published at:

Race Director Jean-Yves MUNSTERS	Timekeeper Alberto Estébanez 
--	---




1-Spa Six Hours Endurance

SPA SIX HOURS

Race

Classification (Hour 3)

No Drivers		Team	Car	Class	Laps	Total Time	Gap	Best Lap	
								Lap	Time Kph
1	2 PEDERSEN / KJAERGAARD / WEISS		GINETTA G4R	s	57	3:02:11.399		44	2:49.812 148.5
2	8 HART / HART / PASTORELLI		FORD GT40	+	57	3:02:40.478	29.079	29.079	43 2:41.304 156.3
3	12 GRIESEMANN / GRIESEMANN		FORD GT40	+	56	3:03:06.589	1 Lap	1 Lap	25 2:42.977 154.7
4	41 FRANCHITTI / FRANCHITTI / LOTTERER		FORD GT40	+	56	3:03:39.664	1 Lap	33.075	36 2:40.011 157.6
5	30 GRAF VON OEYNHANSEN / VERDONCK		FORD GT40	+	56	3:03:52.510	1 Lap	12.846	21 2:40.327 157.3
6	11 WAKEMAN / SMITH / GRANT-PETERKIN		FORD GT40	+	56	3:04:46.317	1 Lap	53.807	42 2:46.737 151.2
7	31 MILLE / SCEMAMA / OFFEL DE VILLAUCOURT		JAGUAR E Type	12	55	3:02:10.459	2 Laps	1 Lap	43 2:53.413 145.4
8	135 REYNOLDS / QUINTERO / THOMAS		LOTUS Elan 26R	10	55	3:02:25.395	2 Laps	14.936	43 2:55.611 143.6
9	10 SANCHEZ / SALEWSKY / FUNKE		FORD GT40	+	55	3:02:36.793	2 Laps	11.398	36 2:41.601 156.0
10	45 KOLB / KOLB / STIPPLER		SHELBY Cobra	12	55	3:03:08.206	2 Laps	31.413	36 2:50.714 147.7
11	5 JOEBSTL / MCDONALD / HALL		LOTUS Elan 26R	10	55	3:03:20.404	2 Laps	12.198	34 2:57.648 141.9
12	36 LYNN / LYNN / HADDON		FORD GT40	+	55	3:03:47.832	2 Laps	27.428	42 2:45.030 152.8
13	40 SHEDDEN / BARKER / BUTCHER		LOTUS Elan 26R	10	55	3:03:50.879	2 Laps	3.047	43 2:51.425 147.1
14	6 PEARSON / BRUNDLE / HARRIS		FORD GT40	+	55	3:03:51.186	2 Laps	0.307	25 2:43.505 154.2
15	15 BUHOFFER / WILLIS / FRIEDRICHS		LOTUS Elan 26R	10	55	3:04:10.639	2 Laps	19.453	43 2:58.095 141.6
16	21 BRYANT / TWYMAN / KEEN		FORD GT40	+	55	3:04:33.393	2 Laps	22.754	34 2:45.749 152.1
17	169 GRAF VON FABER-CASTELL / NEWALL		SHELBY Cobra Daytona	12	55	3:04:40.096	2 Laps	6.703	43 2:50.021 148.3
18	98 FARLEY / VAN DE POELE		FORD GT40	+	55	3:04:59.783	2 Laps	19.687	21 2:41.675 156.0
19	73 SELDERS / REUBEN		TVR Griffith 200	12	55	3:05:03.880	2 Laps	4.097	41 2:55.580 143.6
20	9 FRIEDRICHS / FRIEDRICHS / HADFIELD		ASTON MARTIN DB4 GT DP214	12	55	3:05:10.066	2 Laps	6.186	34 2:52.842 145.9
21	25 WOOD / NUTHALL / LYONS		FORD GT40	+	55	3:05:11.630	2 Laps	1.564	27 2:45.362 152.5
22	194 MACEDO SILVA / MONROY		FORD GT40 Roadster	+	54	3:02:06.132	3 Laps	1 Lap	26 2:47.885 150.2
23	24 GRAF VON WEDEL / GRAF VON WEDEL / GRAF VON WEDEL		LOTUS Elan	10	54	3:02:45.428	3 Laps	39.296	43 2:54.441 144.5
24	188 OSBORNE / SMITH / WARD		JAGUAR E Type	12	54	3:04:12.544	3 Laps	1:27.116	34 2:54.731 144.3
25	43 GOMES / CLARIDGE / DENTY		LOTUS Elan	10	54	3:04:32.709	3 Laps	20.165	32 3:00.355 139.8
26	49 GRAY / GRAY		JAGUAR E Type	12	54	3:04:47.096	3 Laps	14.387	20 2:59.312 140.6
27	39 SMITH / CLARK / MITCHELL		JAGUAR E Type Lightweight	12	54	3:04:53.935	3 Laps	6.839	24 2:50.345 148.0
28	186 SMITHIES / CLARKSON / PANGBORN		SHELBY Cobra Daytona	12	54	3:05:08.744	3 Laps	14.809	25 2:58.049 141.6
29	4 SCHWARTZ / PLEIMES / NEWALL		FORD GT40	+	54	3:05:15.005	3 Laps	6.261	42 2:48.042 150.0
30	64 KELLEN / MUNHOWEN / SCHILTZ		FORD Mustang	10	53	3:01:56.246	4 Laps	1 Lap	35 3:00.510 139.7
31	42 KÖNIG / KÖNIG / VERZIJLBERGEN		JAGUAR E Type	12	53	3:02:07.695	4 Laps	11.449	43 3:01.827 138.7
32	18 TILLEY / GRIFFITHS / HILL		FORD GT40	+	53	3:03:34.599	4 Laps	1:26.904	39 2:42.727 154.9
33	7 MEINS / LILLINGSTON PRICE / HUFF		FORD GT40	+	53	3:03:47.365	4 Laps	12.766	42 2:48.478 149.7
34	77 GREENHALGH / GREENHALGH / GREENHALGH		SHELBY Cobra	12	53	3:04:16.279	4 Laps	28.914	40 2:59.538 140.4
35	46 BOURIEZ / MILLE /		LOTUS Elan 26R	10	53	3:04:35.954	4 Laps	19.675	23 3:04.417 136.7
36	616 ADRIAANS / ADRIAANS / VAN LIESHOUT		FORD Mustang Notchback	10	53	3:04:36.843	4 Laps	0.889	32 3:02.420 138.2
37	101 MEEUWISSEN / JANSEN / MEEUWISSEN		FORD Mustang	10	53	3:04:57.677	4 Laps	20.834	25 2:56.839 142.6
38	165 BATES / BATES		PORSCHE 911	11	53	3:05:03.544	4 Laps	5.867	24 3:02.857 137.9
39	69 EYEARS / STRETTON / MORRIS		LOTUS 26R	10	53	3:05:03.604	4 Laps	0.060	25 3:05.010 136.3
40	129 AHLERS / BELLINGER / BOCK		MORGAN Plus 4 Super Sports	11	53	3:05:08.077	4 Laps	4.473	23 3:06.421 135.3
41	79 VAN LANSCHOT / LE BLANC / WILLS		FORD Falcon	10	53	3:05:11.498	4 Laps	3.421	33 3:03.522 137.4
42	28 BORDET / BORDET		MARCOS 1800 GT	s	52	2:56:35.489	5 Laps	1 Lap	34 3:02.801 137.9
43	66 WOS / YOOL		TURNER MKII	11	52	3:02:08.834	5 Laps	5:33.345	33 3:08.333 133.9
44	14 SANZ DE ACEDO / RAWE / THORNE		FORD GT40	+	52	3:03:07.391	5 Laps	58.557	42 2:54.491 144.5
45	32 BRANDT / BRANDT		TVR Grantura MK III	11	52	3:04:55.791	5 Laps	1:48.400	19 3:13.584 130.2
46	232 FLOECK / DORNIER / VAN HOOYDONK		FORD Shelby Mustang 350 GT	12	52	3:05:09.528	5 Laps	13.737	38 3:06.275 135.4
47	33 DICHTER / SCHMITZ / WAGNER		FORD Mustang	10	51	3:02:06.463	6 Laps	1 Lap	40 3:05.853 135.7
48	61 NISTORICA / WILLIAMS / PRIMROSE		JAGUAR E Type	7	51	3:02:48.957	6 Laps	42.494	34 3:03.207 137.6
49	54 ZUMSTEIN / HAURI		AUSTIN HEALEY 3000 Mk2	12	51	3:03:20.923	6 Laps	31.966	33 3:02.132 138.4
50	26 MUYTJENS / AUDI /		FORD GT40	+	51	3:04:29.656	6 Laps	1:08.733	40 2:46.926 151.0
51	37 MARTENS / VAN ELDEREN / FICK		PORSCHE 911	11	50	2:59:34.291	7 Laps	1 Lap	38 3:04.784 136.5
52	52 LAMBILLIOTTE / LAMBILLIOTTE		LOTUS Elan	10	50	3:01:44.144	7 Laps	2:09.853	41 3:04.169 136.9
53	200 BERCHON / DA ROCHA		JAGUAR E Type	12	50	3:03:49.485	7 Laps	2:05.341	13 2:59.656 140.3
54	35 BIRCH / BURKE		FORD GT40	+	50	3:04:26.463	7 Laps	36.978	21 2:40.821 156.8
55	111 HERREMAN / HERREMAN		MG MGB	11	49	3:01:50.137	8 Laps	1 Lap	39 3:19.345 126.5
56	55 DE CRAENE / DE CRAENE		PORSCHE 911	11	46	2:55:49.926	11 Laps	3 Laps	19 3:22.452 124.5
57	3 DITTING / HANCOCK		FORD GT40	+	46	3:03:02.553	11 Laps	7:12.627	13 2:47.407 150.6
58	23 HYETT / HYETT		LOTUS Elan 26R	10	42	2:26:00.972	15 Laps	4 Laps	35 2:58.538 141.2
59	100 GEORGI / ICKX / WEINZIERN		FORD 1964 Falcon Sprint	10	41	2:25:30.198	16 Laps	1 Lap	35 3:01.603 138.8
60	110 OWEN / KING / COOKE		FORD Galaxie 500XL	10	41	3:03:08.653	16 Laps	7:38.455	27 3:23.903 123.7
61	16 SMITH / ROWLEY		GILBERN 1800GT	11	39	3:05:09.334	18 Laps	2 Laps	27 3:22.302 124.6
62	27 FRANKEL / TURRAL / FRANKEL		FORD Falcon Spirit	10	38	3:03:39.922	19 Laps	1 Lap	13 3:13.668 130.2
63	352 KONSBRUCK / VERMAST / PICHONNIER		SHELBY Mustang GT 350	12	38	3:05:21.558	19 Laps	1:41.636	28 2:59.565 140.4
64	62 GERMAIN / DARLEY / REUBEN		TVR Griffith 200	12	33	1:56:13.250	24 Laps	5 Laps	25 2:56.894 142.5
65	72 SLEEP / WYKHAM / MONTGOMERY		FORD Shelby Mustang 350 GT	12	32	3:03:41.083	25 Laps	1 Lap	22 2:59.257 140.7
66	19 KERKHOFS / GEERAERTS / MOORTGAT		FORD Mustang Mk1	10	28	1:35:04.908	29 Laps	4 Laps	26 3:05.028 136.3



1-Spa Six Hours Endurance


SPA SIX HOURS

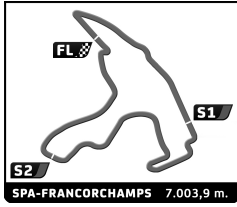
Race

Classification (Hour 3)

No Drivers	Team	Car	Class	Laps	Total Time	Gap	Best Lap			
							Lap	Time	Kph	
67 619 TALWAR / HADFIELD		PORSCHE 911	11	27	3:05:11.975	30 Laps	1 Lap	13	3:17.304	127.8
68 44 THORNE / BENNETT-BAGGS / TODD		AUSTIN HEALEY 3000	12	25	1:24:02.570	32 Laps	2 Laps	23	3:02.418	138.2
69 149 FORRIER / HINDRYCKX / MORTREU		MG MGB	11	24	2:58:25.725	33 Laps	1 Lap	17	3:20.620	125.7
70 22 HAMUNEN / LAINE / ENQVIST		FORD Shelby Mustang 350 GT	12	22	3:02:03.666	35 Laps	2 Laps	12	3:04.668	136.5
71 202 DE WEERDT / BRANCKAERTS / KABERGS		FORD Mustang	10	19	1:13:57.975	38 Laps	3 Laps	13	3:16.141	128.6
72 144 POCHCIOL / POCHCIOL / HANSON		SHELBY Cobra Daytona Coupe	12	17	1:37:27.024	40 Laps	2 Laps	13	2:57.162	142.3
73 53 COLL / MAC		PORSCHE 911	11	14	47:07.566	43 Laps	3 Laps	12	3:08.623	133.7
74 1 WRIGHT / WOLFE / GANS		FORD GT40	+	12	38:25.873	45 Laps	2 Laps	7	2:53.697	145.2
75 511 KING / MOGRIDGE / HALES		TRIUMPH TR4	11	12	44:13.985	45 Laps	5:48.112	11	3:21.784	125.0
76 91 SCHAMSCHULA / SCHELLONG / HENKE		TRIUMPH TR4	11	7	1:33:47.862	50 Laps	5 Laps	5	3:27.371	121.6
77 48 TOOMS / SEVADJIAN / ROWE		LOTUS Elan 26R	10							
78 17 DESANTIS / HINTON		PORSCHE 911 SWB	11							
79 104 DE CHANTÉRAC / DA ROCHA		AUSTIN HEALEY 3000 MK2	12							
■ Not Started										
888	DAVISON / WHITTAKER / GREENSALL	TVR Griffiths	12							

Published at:


Race Director Jean-Yves MUNSTERS	Timekeeper Alberto Estébanez 
--	---



1-Spa Six Hours Endurance SPA SIX HOURS Race

Classification by Class (Hour 3)

No Drivers		Team	Car	Laps	Total Time	Gap	Best Lap	
							Lap	Time Kph
				Fastest Lap: SHEDDEN Gordon, 2:51.425 (Lap 43, 147.1 Kph)				
10	1 135 REYNOLDS / QUINTERO / THOMAS		LOTUS Elan 26R	55	3:02:25.395		43	2:55.611 143.6
	2 5 JOEBSTL / MCDONALD / HALL		LOTUS Elan 26R	55	3:03:20.404	55.009 55.009	34	2:57.648 141.9
	3 40 SHEDDEN / BARKER / BUTCHER		LOTUS Elan 26R	55	3:03:50.879	1:25.484 30.475	43	2:51.425 147.1
	4 15 BUHOFER / WILLIS / FRIEDRICH		LOTUS Elan 26R	55	3:04:10.639	1:45.244 19.760	43	2:58.095 141.6
	5 24 GRAF VON WEDEL / GRAF VON WEDEL / GRAF VON WEDEL		LOTUS Elan	54	3:02:45.428	1 Lap 1 Lap	43	2:54.441 144.5
	6 43 GOMES / CLARIDGE / DENTY		LOTUS Elan	54	3:04:32.709	1 Lap 1:47.281	32	3:00.355 139.8
	7 64 KELLEN / MUNHOWEN / SCHILTZ		FORD Mustang	53	3:01:56.246	2 Laps 1 Lap	35	3:00.510 139.7
	8 46 BOURIEZ / MILLE /		LOTUS Elan 26R	53	3:04:35.954	2 Laps 2:39.708	23	3:04.417 136.7
	9 616 ADRIAANS / ADRIAANS / VAN LIESHOUT		FORD Mustang Notchback	53	3:04:36.843	2 Laps 0.889	32	3:02.420 138.2
	10 101 MEEUWISSEN / JANSEN / MEEUWISSEN		FORD Mustang	53	3:04:57.677	2 Laps 20.834	25	2:56.839 142.6
	11 69 EYEARS / STRETTON / MORRIS		LOTUS 26R	53	3:05:03.604	2 Laps 5.927	25	3:05.010 136.3
	12 79 VAN LANSCHOT / LE BLANC / WILLS		FORD Falcon	53	3:05:11.498	2 Laps 7.894	33	3:03.522 137.4
	13 33 DICHTER / SCHMITZ / WAGNER		FORD Mustang	51	3:02:06.463	4 Laps 2 Laps	40	3:05.853 135.7
	14 52 LAMBILLIOTTE / LAMBILLIOTTE		LOTUS Elan	50	3:01:44.144	5 Laps 1 Lap	41	3:04.169 136.9
	15 23 HYETT / HYETT		LOTUS Elan 26R	42	2:26:00.972	13 Laps 8 Laps	35	2:58.538 141.2
	16 100 GEORGI / ICKX / WEINZIERL		FORD 1964 Falcon Sprint	41	2:25:30.198	14 Laps 1 Lap	35	3:01.603 138.8
	17 110 OWEN / KING / COOKE		FORD Galaxie 500XL	41	3:03:08.653	14 Laps 1:38.455	27	3:23.903 123.7
	18 27 FRANKEL / TURRAL / FRANKEL		FORD Falcon Spirit	38	3:03:39.922	17 Laps 3 Laps	13	3:13.668 130.2
	19 19 KERKHOFS / GEERAERTS / MOORTGAT		FORD Mustang Mk1	28	1:35:04.908	27 Laps 10 Laps	26	3:05.028 136.3
	20 202 DE WEERDT / BRANCKAERTS / KABERGS		FORD Mustang	19	1:13:57.975	36 Laps 9 Laps	13	3:16.141 128.6
	21 48 TOOMS / SEVADJIAN / ROWE		LOTUS Elan 26R					
				Fastest Lap: FRANCHITTI Dario, 2:40.011 (Lap 36, 157.6 Kph)				
+	1 8 HART / HART / PASTORELLI		FORD GT40	57	3:02:40.478		43	2:41.304 156.3
	2 12 GRIESEMANN / GRIESEMANN		FORD GT40	56	3:03:06.589	1 Lap 1 Lap	25	2:42.977 154.7
	3 41 FRANCHITTI / FRANCHITTI / LOTTERER		FORD GT40	56	3:03:39.664	1 Lap 33.075	26	2:40.011 157.6
	4 30 GRAF VON OEYNSHAUSEN / VERDONCK		FORD GT40	56	3:03:52.510	1 Lap 12.846	21	2:40.327 157.3
	5 11 WAKEMAN / SMITH / GRANT-PETERKIN		FORD GT40	56	3:04:46.317	1 Lap 53.807	42	2:46.737 151.2
	6 10 SANCHEZ / SALEWSKY / FUNKE		FORD GT40	55	3:02:36.793	2 Laps 1 Lap	36	2:41.601 156.0
	7 36 LYNN / LYNN / HADDON		FORD GT40	55	3:03:47.832	2 Laps 1:11.039	42	2:45.030 152.8
	8 6 PEARSON / BRUNDLE / HARRIS		FORD GT40	55	3:03:51.186	2 Laps 3.354	25	2:43.505 154.2
	9 21 BRYANT / TWYMAN / KEEN		FORD GT40	55	3:04:33.393	2 Laps 42.207	34	2:45.749 152.1
	10 98 FARLEY / VAN DE POELE		FORD GT40	55	3:04:59.783	2 Laps 26.390	21	2:41.675 156.0
	11 25 WOOD / NUTHALL / LYONS		FORD GT40	55	3:05:11.630	2 Laps 11.847	27	2:45.362 152.5
	12 194 MACEDO SILVA / MONROY		FORD GT40 Roadster	54	3:02:06.132	3 Laps 1 Lap	26	2:47.885 150.2
	13 4 SCHWARTZ / PLEIMES / NEWALL		FORD GT40	54	3:05:15.005	3 Laps 3:08.873	42	2:48.042 150.0
	14 18 TILLEY / GRIFFITHS / HILL		FORD GT40	53	3:03:34.599	4 Laps 1 Lap	39	2:42.727 154.9
	15 7 MEINS / LILLINGSTON PRICE / HUFF		FORD GT40	53	3:03:47.365	4 Laps 12.766	42	2:48.478 149.7
	16 14 SANZ DE ACEDO / RAWE / THORNE		FORD GT40	52	3:03:07.391	5 Laps 1 Lap	42	2:54.491 144.5
	17 35 BIRCH / BURKE		FORD GT40	50	3:04:26.463	7 Laps 2 Laps	21	2:40.821 156.8
	18 3 DITTING / HANCOCK		FORD GT40	46	3:03:02.553	11 Laps 4 Laps	13	2:47.407 150.6
	19 1 WRIGHT / WOLFE / GANS		FORD GT40	12	38:25.873	45 Laps 34 Laps	7	2:53.697 145.2
				Fastest Lap: BATES Mark, 3:02.857 (Lap 24, 137.9 Kph)				
11	1 165 BATES / BATES		PORSCHE 911	53	3:05:03.544		24	3:02.857 137.9
	2 129 AHLERS / BELLINGER / BOCK		MORGAN Plus 4 Super Sports	53	3:05:08.077	4.533 4.533	23	3:06.421 135.3
	3 66 WOS / YOOL		TURNER MKII	52	3:02:08.834	1 Lap 1 Lap	33	3:08.333 133.9
	4 32 BRANDT / BRANDT		TVR Grantura MK III	52	3:04:55.791	1 Lap 2:46.957	19	3:13.584 130.2
	5 37 MARTENS / VAN ELDEREN / FICK		PORSCHE 911	50	2:59:34.291	3 Laps 2 Laps	38	3:04.784 136.5
	6 111 HERREMAN / HERREMAN		MG MGB	49	3:01:50.137	4 Laps 1 Lap	39	3:19.345 126.5
	7 55 DE CRAENE / DE CRAENE		PORSCHE 911	46	2:55:49.926	7 Laps 3 Laps	19	3:22.452 124.5
	8 16 SMITH / ROWLEY		GILBERN 1800GT	39	3:05:09.334	14 Laps 7 Laps	27	3:22.302 124.6
	9 619 TALWAR / HADFIELD		PORSCHE 911	27	3:05:11.975	26 Laps 12 Laps	13	3:17.304 127.8
	10 149 FORRIER / HINDRYCKX / MORTREU		MG MGB	24	2:58:25.725	29 Laps 3 Laps	17	3:20.620 125.7
	11 53 COLL / MAC		PORSCHE 911	14	47:07.566	39 Laps 10 Laps	12	3:08.623 133.7
	12 511 KING / MOGRIDGE / HALES		TRIUMPH TR4	12	44:13.985	41 Laps 2 Laps	11	3:21.784 125.0
	13 91 SCHAMSCHULA / SCHELLONG / HENKE		TRIUMPH TR4	7	1:33:47.862	46 Laps 5 Laps	5	3:27.371 121.6
	14 17 DESANTIS / HINTON		PORSCHE 911 SWB					
				Fastest Lap: GRAF VON FABER-CASTELL Charles, 2:50.021 (Lap 43, 148.3 Kph)				
12	1 31 MILLE / SCEMAMA / OFFEL DE VILLAUCOURT		JAGUAR E Type	55	3:02:10.459		43	2:53.413 145.4
	2 45 KOLB / KOLB / STIPPLER		SHELBY Cobra	55	3:03:08.206	57.747 57.747	36	2:50.714 147.7
	3 169 GRAF VON FABER-CASTELL / NEWALL		SHELBY Cobra Daytona	55	3:04:40.096	2:29.637 1:31.890	43	2:50.021 148.3
	4 73 SELDERS / REUBEN		TVR Griffith 200	55	3:05:03.880	2:53.421 23.784	41	2:55.580 143.6
	5 9 FRIEDRICH / FRIEDRICH / HADFIELD		ASTON MARTIN DB4 GT DP214	55	3:05:10.066	2:59.607 6.186	34	2:52.842 145.9
	6 188 OSBORNE / SMITH / WARD		JAGUAR E Type	54	3:04:12.544	1 Lap 1 Lap	34	2:54.731 144.3
	7 49 GRAY / GRAY		JAGUAR E Type	54	3:04:47.096	1 Lap 34.552	20	2:59.312 140.6
	8 39 SMITH / CLARK / MITCHELL		JAGUAR E Type Lightweight	54	3:04:53.935	1 Lap 6.839	24	2:50.345 148.0




1-Spa Six Hours Endurance SPA SIX HOURS Race

Classification by Class (Hour 3)

No Drivers	Team	Car	Laps	Total Time	Gap	Best Lap			
						Lap	Time	Kph	
9 186 SMITHIES / CLARKSON / PANGBORN		SHELBY Cobra Daytona	54	3:05:08.744	1 Lap	14.809	25	2:58.049	141.6
10 42 KÖNIG / KÖNIG / VERZIJLBERGEN		JAGUAR E Type	53	3:02:07.695	2 Laps	1 Lap	43	3:01.827	138.7
11 77 GREENHALGH / GREENHALGH / GREENHALGH		SHELBY Cobra	53	3:04:16.279	2 Laps	2:08.584	40	2:59.538	140.4
12 232 FLOECK / DORNIER / VAN HOOYDONK		FORD Shelby Mustang 350 GT	52	3:05:09.528	3 Laps	1 Lap	38	3:06.275	135.4
13 54 ZUMSTEIN / HAURI		AUSTIN HEALEY 3000 Mk2	51	3:03:20.923	4 Laps	1 Lap	33	3:02.132	138.4
14 200 BERCHON / DA ROCHA		JAGUAR E Type	50	3:03:49.485	5 Laps	1 Lap	13	2:59.656	140.3
15 352 KONSBRUCK / VERMAST / PICHONNIER		SHELBY Mustang GT 350	38	3:05:21.558	17 Laps	12 Laps	28	2:59.565	140.4
16 62 GERMAIN / DARLEY / REUBEN		TVR Griffith 200	33	1:56:13.250	22 Laps	5 Laps	25	2:56.894	142.5
17 72 SLEEP / WYKEHAM / MONTGOMERY		FORD Shelby Mustang 350 GT	32	3:03:41.083	23 Laps	1 Lap	22	2:59.257	140.7
18 44 THORNE / BENNETT-BAGGS / TODD		AUSTIN HEALEY 3000	25	1:24:02.570	30 Laps	7 Laps	23	3:02.418	138.2
19 22 HAMUNEN / LAINE / ENQVIST		FORD Shelby Mustang 350 GT	22	3:02:03.666	33 Laps	3 Laps	12	3:04.668	136.5
20 144 POCHCIOL / POCHCIOL / HANSON		SHELBY Cobra Daytona Coupe	17	1:37:27.024	38 Laps	5 Laps	13	2:57.162	142.3
21 104 DE CHANTÉRAC / DA ROCHA		AUSTIN HEALEY 3000 MK2							
■ Not Started									
888 DAVISON / WHITTAKER / GREENSALL		TVR Griffiths							
			Fastest Lap: NISTORICA Ciprian, 3:03.207 (Lap 34, 137.6 Kph)						
7 1 61 NISTORICA / WILLIAMS / PRIMROSE		JAGUAR E Type	51	3:02:48.957			34	3:03.207	137.6
			Fastest Lap: PEDERSEN Palle Birkelund, 2:49.812 (Lap 44, 148.5 Kph)						
S 1 2 PEDERSEN / KJAERGAARD / WEISS		GINETTA G4R	57	3:02:11.399			44	2:49.812	148.5
2 28 BORDET / BORDET		MARCOS 1800 GT	52	2:56:35.489	5 Laps	5 Laps	34	3:02.801	137.9

Published at:

Race Director Jean-Yves MUNSTERS	Timekeeper Alberto Estébanez 
--	---




1-Spa Six Hours Endurance

SPA SIX HOURS

Race

Classification by Group (Hour 3)

No Drivers		Team	Car	Laps	Total Time	Gap	Best Lap		
							Lap	Time	Kph
GTP									
				Fastest Lap: FRANCHITTI Dario, 2:40.011 (Lap 36, 157.6 Kph)					
1	2	PEDERSEN / KJAERGAARD / WEISS	GINETTA G4R	57	3:02:11.399		44	2:49.812	148.5
2	8	HART / HART / PASTORELLI	FORD GT40	57	3:02:40.478	29.079	29.079	43	2:41.304 156.3
3	12	GRIESEMANN / GRIESEMANN	FORD GT40	56	3:03:06.589	1 Lap	1 Lap	25	2:42.977 154.7
4	41	FRANCHITTI / FRANCHITTI / LOTTERER	FORD GT40	56	3:03:39.664	1 Lap	33.075	36	2:40.011 157.6
5	30	GRAF VON OEYNSHAUSEN / VERDONCK	FORD GT40	56	3:03:52.510	1 Lap	12.846	21	2:40.327 157.3
6	11	WAKEMAN / SMITH / GRANT-PETERKIN	FORD GT40	56	3:04:46.317	1 Lap	53.807	42	2:46.737 151.2
7	10	SANCHEZ / SALEWSKY / FUNKE	FORD GT40	55	3:02:36.793	2 Laps	1 Lap	36	2:41.601 156.0
8	36	LYNN / LYNN / HADDON	FORD GT40	55	3:03:47.832	2 Laps	1:11.039	42	2:45.030 152.8
9	6	PEARSON / BRUNDLE / HARRIS	FORD GT40	55	3:03:51.186	2 Laps	3.354	25	2:43.505 154.2
10	21	BRYANT / TWYMAN / KEEN	FORD GT40	55	3:04:33.393	2 Laps	42.207	34	2:45.749 152.1
11	98	FARLEY / VAN DE POELE	FORD GT40	55	3:04:59.783	2 Laps	26.390	21	2:41.675 156.0
12	25	WOOD / NUTHALL / LYONS	FORD GT40	55	3:05:11.630	2 Laps	11.847	27	2:45.362 152.5
13	194	MACEDO SILVA / MONROY	FORD GT40 Roadster	54	3:02:06.132	3 Laps	1 Lap	26	2:47.885 150.2
14	4	SCHWARTZ / PLEIMES / NEWALL	FORD GT40	54	3:05:15.005	3 Laps	3:08.873	42	2:48.042 150.0
15	18	TILLEY / GRIFFITHS / HILL	FORD GT40	53	3:03:34.599	4 Laps	1 Lap	39	2:42.727 154.9
16	7	MEINS / LILLINGSTON PRICE / HUFF	FORD GT40	53	3:03:47.365	4 Laps	12.766	42	2:48.478 149.7
17	28	BORDET / BORDET	MARCOS 1800 GT	52	2:56:35.489	5 Laps	1 Lap	34	3:02.801 137.9
18	14	SANZ DE ACEDO / RAWE / THORNE	FORD GT40	52	3:03:07.391	5 Laps	6:31.902	42	2:54.491 144.5
19	35	BIRCH / BURKE	FORD GT40	50	3:04:26.463	7 Laps	2 Laps	21	2:40.821 156.8
20	3	DITTING / HANCOCK	FORD GT40	46	3:03:02.553	11 Laps	4 Laps	13	2:47.407 150.6
21	1	WRIGHT / WOLFE / GANS	FORD GT40	12	38:25.873	45 Laps	34 Laps	7	2:53.697 145.2
GTS									
				Fastest Lap: GRAF VON FABER-CASTELL Charles, 2:50.021 (Lap 43, 148.3 Kph)					
1	31	MILLE / SCEMAMA / OFFEL DE VILLAUCOURT	JAGUAR E Type	55	3:02:10.459		43	2:53.413	145.4
2	135	REYNOLDS / QUINTERO / THOMAS	LOTUS Elan 26R	55	3:02:25.395	14.936	14.936	43	2:55.611 143.6
3	45	KOLB / KOLB / STIPLER	SHELBY Cobra	55	3:03:08.206	57.747	42.811	36	2:50.714 147.7
4	5	JOEBSTL / MCDONALD / HALL	LOTUS Elan 26R	55	3:03:20.404	1:09.945	12.198	34	2:57.648 141.9
5	40	SHEDDEN / BARKER / BUTCHER	LOTUS Elan 26R	55	3:03:50.879	1:40.420	30.475	43	2:51.425 147.1
6	15	BUHOFER / WILLIS / FRIEDRICHS	LOTUS Elan 26R	55	3:04:10.639	2:00.180	19.760	43	2:58.095 141.6
7	169	GRAF VON FABER-CASTELL / NEWALL	SHELBY Cobra Daytona	55	3:04:40.096	2:29.637	29.457	43	2:50.021 148.3
8	73	SELDERS / REUBEN	TVR Griffith 200	55	3:05:03.880	2:53.421	23.784	41	2:55.580 143.6
9	9	FRIEDRICHS / FRIEDRICHS / HADFIELD	ASTON MARTIN DB4 GT DP214	55	3:05:10.066	2:59.607	6.186	34	2:52.842 145.9
10	24	GRAF VON WEDEL / GRAF VON WEDEL / GRAF VON WEDEL	LOTUS Elan	54	3:02:45.428	1 Lap	1 Lap	43	2:54.441 144.5
11	188	OSBORNE / SMITH / WARD	JAGUAR E Type	54	3:04:12.544	1 Lap	1:27.116	34	2:54.731 144.3
12	43	GOMES / CLARIDGE / DENTY	LOTUS Elan	54	3:04:32.709	1 Lap	20.165	32	3:00.355 139.8
13	49	GRAY / GRAY	JAGUAR E Type	54	3:04:47.096	1 Lap	14.387	20	2:59.312 140.6
14	39	SMITH / CLARK / MITCHELL	JAGUAR E Type Lightweight	54	3:04:53.935	1 Lap	6.839	24	2:50.345 148.0
15	186	SMITHIES / CLARKSON / PANGBORN	SHELBY Cobra Daytona	54	3:05:08.744	1 Lap	14.809	25	2:58.049 141.6
16	42	KÖNIG / KÖNIG / VERZIJLBERGEN	JAGUAR E Type	53	3:02:07.695	2 Laps	1 Lap	43	3:01.827 138.7
17	77	GREENHALGH / GREENHALGH / GREENHALGH	SHELBY Cobra	53	3:04:16.279	2 Laps	2:08.584	40	2:59.538 140.4
18	46	BOURIEZ / MILLE /	LOTUS Elan 26R	53	3:04:35.954	2 Laps	19.675	23	3:04.417 136.7
19	165	BATES / BATES	PORSCHE 911	53	3:05:03.544	2 Laps	27.590	24	3:02.857 137.9
20	69	EYEARS / STRETTON / MORRIS	LOTUS 26R	53	3:05:03.604	2 Laps	0.060	25	3:05.010 136.3
21	129	AHLERS / BELLINGER / BOCK	MORGAN Plus 4 Super Sports	53	3:05:08.077	2 Laps	4.473	23	3:06.421 135.3
22	66	WOS / YOOL	TURNER MKII	52	3:02:08.834	3 Laps	1 Lap	33	3:08.333 133.9
23	32	BRANDT / BRANDT	TVR Grantura MK III	52	3:04:55.791	3 Laps	2:46.957	19	3:13.584 130.2
24	232	FLOECK / DORNIER / VAN HOODYDONK	FORD Shelby Mustang 350 GT	52	3:05:09.528	3 Laps	13.737	38	3:06.275 135.4
25	61	NISTORICA / WILLIAMS / PRIMROSE	JAGUAR E Type	51	3:02:48.957	4 Laps	1 Lap	34	3:03.207 137.6
26	54	ZUMSTEIN / HAURI	AUSTIN HEALEY 3000 Mk2	51	3:03:20.923	4 Laps	31.966	33	3:02.132 138.4
27	37	MARTENS / VAN ELDEREN / FICK	PORSCHE 911	50	2:59:34.291	5 Laps	1 Lap	38	3:04.784 136.5
28	52	LAMBILLIOTTE / LAMBILLIOTTE	LOTUS Elan	50	3:01:44.144	5 Laps	2:09.853	41	3:04.169 136.9
29	200	BERCHON / DA ROCHA	JAGUAR E Type	50	3:03:49.485	5 Laps	2:05.341	13	2:59.656 140.3
30	111	HERREMAN / HERREMAN	MG MGB	49	3:01:50.137	6 Laps	1 Lap	39	3:19.345 126.5
31	55	DE CRAENE / DE CRAENE	PORSCHE 911	46	2:55:49.926	9 Laps	3 Laps	19	3:22.452 124.5
32	23	HYETT / HYETT	LOTUS Elan 26R	42	2:26:00.972	13 Laps	4 Laps	35	2:58.538 141.2
33	16	SMITH / ROWLEY	GILBERN 1800GT	39	3:05:09.334	16 Laps	3 Laps	27	3:22.302 124.6
34	352	KONSRUCK / VERMAST / PICHONNIER	SHELBY Mustang GT 350	38	3:05:21.558	17 Laps	1 Lap	28	2:59.565 140.4
35	62	GERMAIN / DARLEY / REUBEN	TVR Griffith 200	33	1:56:13.250	22 Laps	5 Laps	25	2:56.894 142.5
36	72	SLEEP / WYKEHAM / MONTGOMERY	FORD Shelby Mustang 350 GT	32	3:03:41.083	23 Laps	1 Lap	22	2:59.257 140.7
37	619	TALWAR / HADFIELD	PORSCHE 911	27	3:05:11.975	28 Laps	5 Laps	13	3:17.304 127.8
38	44	THORNE / BENNETT-BAGGS / TODD	AUSTIN HEALEY 3000	25	1:24:02.570	30 Laps	2 Laps	23	3:02.418 138.2
39	149	FORRIER / HINDRYCKX / MORTREU	MG MGB	24	2:58:25.725	31 Laps	1 Lap	17	3:20.620 125.7
40	22	HAMUNEN / LAINE / ENQVIST	FORD Shelby Mustang 350 GT	22	3:02:03.666	33 Laps	2 Laps	12	3:04.668 136.5
41	144	POCHCIOL / POCHCIOL / HANSON	SHELBY Cobra Daytona Coupe	17	1:37:27.024	38 Laps	5 Laps	13	2:57.162 142.3
42	53	COLL / MAC	PORSCHE 911	14	47:07.566	41 Laps	3 Laps	12	3:08.623 133.7
43	511	KING / MOGRIDGE / HALES	TRIUMPH TR4	12	44:13.985	43 Laps	2 Laps	11	3:21.784 125.0
44	91	SCHAMSCHULA / SCHELLONG / HENKE	TRIUMPH TR4	7	1:33:47.862	48 Laps	5 Laps	5	3:27.371 121.6



1-Spa Six Hours Endurance

SPA SIX HOURS


Race

Classification by Group (Hour 3)

No Drivers	Team	Car	Laps	Total Time	Gap	Best Lap	
						Lap	Time Kph
45 104 DE CHANTÉRAC / DA ROCHA		AUSTIN HEALEY 3000 MK2					
46 17 DESANTIS / HINTON		PORSCHE 911 SWB					
47 48 TOOMS / SEVADJIAN / ROWE		LOTUS Elan 26R					
Not Started							
888 DAVISON / WHITTAKER / GREENSALL		TVR Griffiths					
TC			Fastest Lap: MEEUWISSEN Jac, 2:56.839 (Lap 25, 142.6 Kph)				
1 64 KELLEN / MUNHOWEN / SCHILTZ		FORD Mustang	53	3:01:56.246		35	3:00.510 139.7
2 616 ADRIAANS / ADRIAANS / VAN LIESHOUT		FORD Mustang Notchback	53	3:04:36.843	2:40.597	2:40.597	32 3:02.420 138.2
3 101 MEEUWISSEN / JANSEN / MEEUWISSEN		FORD Mustang	53	3:04:57.677	3:01.431	20.834	25 2:56.839 142.6
4 79 VAN LANSCHOT / LE BLANC / WILLS		FORD Falcon	53	3:05:11.498	3:15.252	13.821	33 3:03.522 137.4
5 33 DICHTER / SCHMITZ / WAGNER		FORD Mustang	51	3:02:06.463	2 Laps	2 Laps	40 3:05.853 135.7
6 100 GEORGI / ICKX / WEINZIERL		FORD 1964 Falcon Sprint	41	2:25:30.198	12 Laps	10 Laps	35 3:01.603 138.8
7 110 OWEN / KING / COOKE		FORD Galaxie 500XL	41	3:03:08.653	12 Laps	7:38.455	27 3:23.903 123.7
8 27 FRANKEL / TURRAL / FRANKEL		FORD Falcon Spirit	38	3:03:39.922	15 Laps	3 Laps	13 3:13.668 130.2
9 19 KERKHOF / GEERAERTS / MOORTGAT		FORD Mustang Mk1	28	1:35:04.908	25 Laps	10 Laps	26 3:05.028 136.3
10 202 DE WEERDT / BRANCKAERTS / KABERGS		FORD Mustang	19	1:13:57.975	34 Laps	9 Laps	13 3:16.141 128.6
GUEST			Fastest Lap: MUYTJENS Olivier, 2:46.926 (Lap 40, 151.0 Kph)				
1 26 MUYTJENS / AUDI /		FORD GT40	51	3:04:29.656			40 2:46.926 151.0

Published at:

Race Director Jean-Yves MUNSTERS	Timekeeper Alberto Estébanez 
--	---




1-Spa Six Hours Endurance

SPA SIX HOURS

Race

Classification (Hour 4)

No Drivers		Team	Car	Class	Laps	Total Time	Gap	Best Lap	
								Lap	Time Kph
1	8 HART / HART / PASTORELLI		FORD GT40	+	73	4:04:15.089		43	2:41.304 156.3
2	30 GRAF VON OEYNSHAUSEN / VERDONCK		FORD GT40	+	73	4:05:20.980	1:05.891	1:05.891	21 2:40.327 157.3
3	41 FRANCHITTI / FRANCHITTI / LOTTERER		FORD GT40	+	73	4:05:21.984	1:06.895	1:004	36 2:40.011 157.6
4	40 SHEDDEN / BARKER / BUTCHER		LOTUS Elan 26R	10	73	4:05:30.487	1:15.398	8.503	43 2:51.425 147.1
5	2 PEDERSEN / KJAERGAARD / WEISS		GINETTA G4R	s	72	4:01:51.221	1 Lap	1 Lap	44 2:49.812 148.5
6	98 FARLEY / VAN DE POELE		FORD GT40	+	72	4:04:15.650	1 Lap	2:24.429	21 2:41.675 156.0
7	9 FRIEDRICHS / FRIEDRICHS / HADFIELD		ASTON MARTIN DB4 GT DP214	12	72	4:04:55.149	1 Lap	39.499	34 2:52.842 145.9
8	21 BRYANT / TWYMAN / KEEN		FORD GT40	+	72	4:05:14.007	1 Lap	18.858	34 2:45.749 152.1
9	24 GRAF VON WEDEL / GRAF VON WEDEL / GRAF VON WEDEL		LOTUS Elan	10	72	4:05:49.307	1 Lap	35.300	43 2:54.441 144.5
10	10 SANCHEZ / SALEWSKY / FUNKE		FORD GT40	+	72	4:07:34.135	1 Lap	1:44.828	36 2:41.601 156.0
11	11 WAKEMAN / SMITH / GRANT-PETERKIN		FORD GT40	+	72	4:07:34.846	1 Lap	0.711	42 2:46.737 151.2
12	169 GRAF VON FABER-CASTELL / NEWALL		SHELBY Cobra Daytona	12	72	4:07:37.043	1 Lap	2.197	43 2:50.021 148.3
13	6 PEARSON / BRUNDLE / HARRIS		FORD GT40	+	72	4:07:38.509	1 Lap	1.466	25 2:43.505 154.2
14	45 KOLB / KOLB / STIPLER		SHELBY Cobra	12	71	4:04:31.758	2 Laps	1 Lap	36 2:50.714 147.7
15	43 GOMES / CLARIDGE / DENTY		LOTUS Elan	10	71	4:05:17.827	2 Laps	46.069	70 2:58.048 141.6
16	5 JOEBSTL / MCDONALD / HALL		LOTUS Elan 26R	10	71	4:05:28.230	2 Laps	10.403	34 2:57.648 141.9
17	36 LYNN / LYNN / HADDON		FORD GT40	+	71	4:05:33.429	2 Laps	5.199	42 2:45.030 152.8
18	135 REYNOLDS / QUINTERO / THOMAS		LOTUS Elan 26R	10	71	4:05:36.733	2 Laps	3.304	43 2:55.611 143.6
19	25 WOOD / NUTHALL / LYONS		FORD GT40	+	71	4:07:28.460	2 Laps	1:51.727	27 2:45.362 152.5
20	194 MACEDO SILVA / MONROY		FORD GT40 Roadster	+	71	4:07:32.744	2 Laps	4.284	26 2:47.885 150.2
21	46 BOURIEZ / MILLE /		LOTUS Elan 26R	10	71	4:07:39.100	2 Laps	6.356	23 3:04.417 136.7
22	77 GREENHALGH / GREENHALGH / GREENHALGH		SHELBY Cobra	12	71	4:07:40.950	2 Laps	1.850	40 2:59.538 140.4
23	15 BUHOFER / WILLIS / FRIEDRICHS		LOTUS Elan 26R	10	71	4:07:51.744	2 Laps	10.794	43 2:58.095 141.6
24	188 OSBORNE / SMITH / WARD		JAGUAR E Type	12	70	3:59:29.221	3 Laps	1 Lap	34 2:54.314 144.3
25	64 KELLEN / MUNHOWEN / SCHILTZ		FORD Mustang	10	70	4:02:32.151	3 Laps	3:02.930	35 3:00.510 139.7
26	31 MILLE / SCEMAMA / OFFEL DE VILLAUCOURT		JAGUAR E Type	12	70	4:05:25.911	3 Laps	2:53.760	43 2:53.413 145.4
27	39 SMITH / CLARK / MITCHELL		JAGUAR E Type Lightweight	12	70	4:07:31.946	3 Laps	2:06.035	24 2:50.345 148.0
28	79 VAN LANSCHOT / LE BLANC / WILLS		FORD Falcon	10	70	4:07:50.656	3 Laps	18.710	33 3:03.522 137.4
29	7 MEINS / LILLINGSTON PRICE / HUFF		FORD GT40	+	69	4:04:49.526	4 Laps	1 Lap	42 2:48.478 149.7
30	42 KÖNIG / KÖNIG / VERZIJLBERGEN		JAGUAR E Type	12	69	4:05:22.170	4 Laps	32.644	68 2:59.880 140.2
31	28 BORDET / BORDET		MARCOS 1800 GT	s	69	4:05:35.878	4 Laps	13.708	34 3:02.801 137.9
32	73 SELDERS / REUBEN		TVR Griffith 200	12	69	4:06:10.808	4 Laps	34.930	41 2:55.580 143.6
33	61 NISTORICA / WILLIAMS / PRIMROSE		JAGUAR E Type	7	69	4:06:23.022	4 Laps	12.214	34 3:03.207 137.6
34	18 TILLEY / GRIFFITHS / HILL		FORD GT40	+	69	4:07:27.303	4 Laps	1:04.281	39 2:42.727 154.9
35	66 WOS / YOOL		TURNER MKII	11	69	4:07:30.462	4 Laps	3.159	33 3:08.333 133.9
36	165 BATES / BATES		PORSCHE 911	11	69	4:07:52.422	4 Laps	21.960	24 3:02.857 137.9
37	12 GRIESEMANN / GRIESEMANN		FORD GT40	+	68	3:42:53.134	5 Laps	1 Lap	25 2:42.977 154.7
38	49 GRAY / GRAY		JAGUAR E Type	12	68	4:04:21.704	5 Laps	1:28.570	20 2:59.312 140.6
39	129 AHLERS / BELLINGER / BOCK		MORGAN Plus 4 Super Sports	11	68	4:04:25.883	5 Laps	4.179	23 3:06.421 135.3
40	69 EYEARS / STRETTON / MORRIS		LOTUS 26R	10	68	4:04:48.951	5 Laps	23.068	67 3:04.570 136.6
41	616 ADRIAANS / ADRIAANS / VAN LIESHOUT		FORD Mustang Notchback	10	68	4:05:14.946	5 Laps	25.995	32 3:02.420 138.2
42	200 BERCHON / DA ROCHA		JAGUAR E Type	12	68	4:05:26.823	5 Laps	11.877	13 2:59.656 140.3
43	14 SANZ DE ACEDO / RAWE / THORNE		FORD GT40	+	68	4:05:38.543	5 Laps	11.720	42 2:54.491 144.5
44	54 ZUMSTEIN / HAURI		AUSTIN HEALEY 3000 Mk2	12	68	4:06:11.909	5 Laps	33.366	33 3:02.132 138.4
45	101 MEEUWISSEN / JANSEN / MEEUWISSEN		FORD Mustang	10	68	4:06:13.094	5 Laps	1.185	25 2:56.839 142.6
46	4 SCHWARTZ / PLEIMES / NEWALL		FORD GT40	+	68	4:06:14.165	5 Laps	1.071	42 2:48.042 150.0
47	52 LAMBILLIOTTE / LAMBILLIOTTE		LOTUS Elan	10	67	4:05:32.777	6 Laps	1 Lap	41 3:04.169 136.9
48	32 BRANDT / BRANDT		TVR Grantura MK III	11	66	4:05:18.969	7 Laps	1 Lap	19 3:13.584 130.2
49	33 DICHTER / SCHMITZ / WAGNER		FORD Mustang	10	66	4:05:24.615	7 Laps	5.646	40 3:05.853 135.7
50	111 HERREMAN / HERREMAN		MG MGB	11	66	4:05:25.604	7 Laps	0.989	39 3:19.345 126.5
51	186 SMITHIES / CLARKSON / PANGBORN		SHELBY Cobra Daytona	12	65	3:42:52.828	8 Laps	1 Lap	25 2:58.049 141.6
52	26 MUYTJENS / AUDI /		FORD GT40		65	4:05:28.612	8 Laps	2:35.784	40 2:46.926 151.0
53	3 DITTING / HANCOCK		FORD GT40	+	64	4:04:32.904	9 Laps	1 Lap	13 2:47.407 150.6
54	55 DE CRAENE / DE CRAENE		PORSCHE 911	11	63	4:05:53.994	10 Laps	1 Lap	19 3:22.452 124.5
55	37 MARTENS / VAN ELDEREN / FICK		PORSCHE 911	11	60	4:04:22.263	13 Laps	3 Laps	38 3:04.784 136.5
56	35 BIRCH / BURKE		FORD GT40	+	59	3:40:01.203	14 Laps	1 Lap	21 2:40.821 156.8
57	232 FLOECK / DORNIER / VAN HOYDONK		FORD Shelby Mustang 350 GT	12	58	3:26:03.044	15 Laps	1 Lap	28 3:06.275 135.4
58	110 OWEN / KING / COOKE		FORD Galaxie 500XL	10	55	3:58:29.120	18 Laps	3 Laps	27 3:23.903 123.7
59	352 KONSBRUCK / VERMAST / PICHONNIER		SHELBY Mustang GT 350	12	55	4:05:46.684	18 Laps	7:17.564	28 2:59.565 140.4
60	27 FRANKEL / TURREL / FRANKEL		FORD Falcon Spirit	10	52	4:04:31.379	21 Laps	3 Laps	13 3:13.668 130.2
61	72 SLEEP / WYKEHAM / MONTGOMERY		FORD Shelby Mustang 350 GT	12	49	4:05:43.887	24 Laps	3 Laps	22 2:59.257 140.7
62	16 SMITH / ROWLEY		GILBERN 1800GT	11	48	4:04:48.771	25 Laps	1 Lap	27 3:22.302 124.6
63	23 HYETT / HYETT		LOTUS Elan 26R	10	42	2:26:00.972	31 Laps	6 Laps	35 2:58.538 141.2
64	619 TALWAR / HADFIELD		PORSCHE 911	11	42	4:06:16.510	31 Laps	0:15.538	13 3:17.304 127.8
65	100 GEORGI / ICKX / WEINZIERL		FORD 1964 Falcon Sprint	10	41	2:25:30.198	32 Laps	1 Lap	35 3:01.603 138.8
66	22 HAMUNEN / LAINE / ENQVIST		FORD Shelby Mustang 350 GT	12	38	3:59:20.523	35 Laps	3 Laps	12 3:04.668 136.5



1-Spa Six Hours Endurance


SPA SIX HOURS

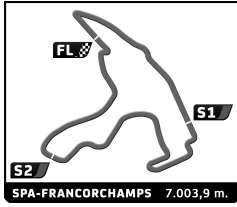
Race

Classification (Hour 4)

No Drivers	Team	Car	Class	Laps	Total Time	Gap	Best Lap		
							Lap	Time	Kph
67 62 GERMAIN / DARLEY / REUBEN		TVR Griffith 200	12	33	1:56:13.250	40 Laps 5 Laps	25	2:56.894	142.5
68 149 FORRIER / HINDRYCKX / MORTREU		MG MGB	11	29	4:05:16.096	44 Laps 4 Laps	17	3:20.620	125.7
69 19 KERKHOFIS / GEERAERTS / MOORTGAT		FORD Mustang Mk1	10	28	1:35:04.908	45 Laps 1 Lap	26	3:05.028	136.3
70 44 THORNE / BENNETT-BAGGS / TODD		AUSTIN HEALEY 3000	12	25	1:24:02.570	48 Laps 3 Laps	23	3:02.418	138.2
71 202 DE WEERDT / BRANCKAERTS / KABERGS		FORD Mustang	10	19	1:13:57.975	54 Laps 6 Laps	13	3:16.141	128.6
72 144 POCHCIOL / POCHCIOL / HANSON		SHELBY Cobra Daytona Coupe	12	17	1:37:27.024	56 Laps 2 Laps	13	2:57.162	142.3
73 53 COLL / MAC		PORSCHE 911	11	14	47:07.566	59 Laps 3 Laps	12	3:08.623	133.7
74 1 WRIGHT / WOLFE / GANS		FORD GT40	+	12	38:25.873	61 Laps 2 Laps	7	2:53.697	145.2
75 511 KING / MOGRIDGE / HALES		TRIUMPH TR4	11	12	44:13.985	61 Laps 5:48.112	11	3:21.784	125.0
76 91 SCHAMSCHULA / SCHELLONG / HENKE		TRIUMPH TR4	11	7	1:33:47.862	66 Laps 5 Laps	5	3:27.371	121.6
77 48 TOOMS / SEVADJIAN / ROWE		LOTUS Elan 26R	10						
78 17 DESANTIS / HINTON		PORSCHE 911 SWB	11						
79 104 DE CHANTÉRAC / DA ROCHA		AUSTIN HEALEY 3000 MK2	12						
■ Not Started									
888 DAVISON / WHITTAKER / GREENSALL		TVR Griffiths	12						

Published at:

Race Director Jean-Yves MUNSTERS	Timekeeper Alberto Estébanez 
--	---



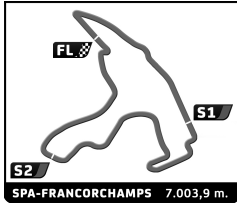
1-Spa Six Hours Endurance

SPA SIX HOURS

Race

Classification by Class (Hour 4)

No Drivers		Team	Car	Laps	Total Time	Gap	Best Lap	
							Lap	Time Kph
				Fastest Lap: SHEDDEN Gordon, 2:51.425 (Lap 43, 147.1 Kph)				
10	1 40	SHEDDEN / BARKER / BUTCHER	LOTUS Elan 26R	73	4:05:30.487		43	2:51.425 147.1
	2 24	GRAF VON WEDEL / GRAF VON WEDEL / GRAF VON WEDEL	LOTUS Elan	72	4:05:49.307	1 Lap	1 Lap	43 2:54.441 144.5
	3 43	GOMES / CLARIDGE / DENTY	LOTUS Elan	71	4:05:17.827	2 Laps	1 Lap	70 2:58.048 141.6
	4 5	JOEBSTL / MCDONALD / HALL	LOTUS Elan 26R	71	4:05:28.230	2 Laps	10.403	34 2:57.648 141.9
	5 135	REYNOLDS / QUINTERO / THOMAS	LOTUS Elan 26R	71	4:05:36.733	2 Laps	8.503	43 2:55.611 143.6
	6 46	BOURIEZ / MILLE /	LOTUS Elan 26R	71	4:07:39.100	2 Laps	2:02.367	23 3:04.417 136.7
	7 15	BUHOFER / WILLIS / FRIEDRICH	LOTUS Elan 26R	71	4:07:51.744	2 Laps	12.644	43 2:58.095 141.6
	8 64	KELLEN / MUNHOWEN / SCHILTZ	FORD Mustang	70	4:02:32.151	3 Laps	1 Lap	35 3:00.510 139.7
	9 79	VAN LANSCHOT / LE BLANC / WILLS	FORD Falcon	70	4:07:50.656	3 Laps	5:18.505	33 3:03.522 137.4
	10 69	EYEARS / STRETTON / MORRIS	LOTUS 26R	68	4:04:48.951	5 Laps	2 Laps	67 3:04.570 136.6
	11 616	ADRIAANS / ADRIAANS / VAN LIESHOUT	FORD Mustang Notchback	68	4:05:14.946	5 Laps	25.995	32 3:02.420 138.2
	12 101	MEEUWISSEN / JANSEN / MEEUWISSEN	FORD Mustang	68	4:06:13.094	5 Laps	58.148	25 2:56.839 142.6
	13 52	LAMBILLIOTTE / LAMBILLIOTTE	LOTUS Elan	67	4:05:32.777	6 Laps	1 Lap	41 3:04.169 136.9
	14 33	DICHTER / SCHMITZ / WAGNER	FORD Mustang	66	4:05:24.615	7 Laps	1 Lap	40 3:05.853 135.7
	15 110	OWEN / KING / COOKE	FORD Galaxie 500XL	55	3:58:29.120	18 Laps	11 Laps	27 3:23.903 123.7
	16 27	FRANKEL / TURRAL / FRANKEL	FORD Falcon Spirit	52	4:04:31.379	21 Laps	3 Laps	13 3:13.668 130.2
	17 23	HYETT / HYETT	LOTUS Elan 26R	42	2:26:00.972	31 Laps	10 Laps	35 2:58.538 141.2
	18 100	GEORGI / ICKX / WEINZIERL	FORD 1964 Falcon Sprint	41	2:25:30.198	32 Laps	1 Lap	35 3:01.603 138.8
	19 19	KERKHOFS / GEERAERTS / MOORTGAT	FORD Mustang Mk1	28	1:35:04.908	45 Laps	13 Laps	26 3:05.028 136.3
	20 202	DE WEERDT / BRANCKAERTS / KABERGS	FORD Mustang	19	1:13:57.975	54 Laps	9 Laps	13 3:16.141 128.6
	21 48	TOOMS / SEVADJIAN / ROWE	LOTUS Elan 26R					
				Fastest Lap: FRANCHITTI Dario, 2:40.011 (Lap 36, 157.6 Kph)				
+	1 8	HART / HART / PASTORELLI	FORD GT40	73	4:04:15.089		43	2:41.304 156.3
	2 30	GRAF VON OEYNHAUSEN / VERDONCK	FORD GT40	73	4:05:20.980	1:05.891	1:05.891	21 2:40.327 157.3
	3 41	FRANCHITTI / FRANCHITTI / LOTTERER	FORD GT40	73	4:05:21.984	1:06.895	1:004	36 2:40.011 157.6
	4 98	FARLEY / VAN DE POELE	FORD GT40	72	4:04:15.650	1 Lap	1 Lap	21 2:41.675 156.0
	5 21	BRYANT / TWYMAN / KEEN	FORD GT40	72	4:05:14.007	1 Lap	58.357	34 2:45.749 152.1
	6 10	SANCHEZ / SALEWSKY / FUNKE	FORD GT40	72	4:07:34.135	1 Lap	2:20.128	36 2:41.601 156.0
	7 11	WAKEMAN / SMITH / GRANT-PETERKIN	FORD GT40	72	4:07:34.846	1 Lap	0.711	42 2:46.737 151.2
	8 6	PEARSON / BRUNDLE / HARRIS	FORD GT40	72	4:07:38.509	1 Lap	3.663	25 2:43.505 154.2
	9 36	LYNN / LYNN / HADDON	FORD GT40	71	4:05:33.429	2 Laps	1 Lap	42 2:45.030 152.8
	10 25	WOOD / NUTHALL / LYONS	FORD GT40	71	4:07:28.460	2 Laps	1:55.031	27 2:45.362 152.5
	11 194	MACEDO SILVA / MONROY	FORD GT40 Roadster	71	4:07:32.744	2 Laps	4.284	26 2:47.885 150.2
	12 7	MEINS / LILLINGSTON PRICE / HUFF	FORD GT40	69	4:04:49.526	4 Laps	2 Laps	42 2:48.478 149.7
	13 18	TILLEY / GRIFFITHS / HILL	FORD GT40	69	4:07:27.303	4 Laps	2:37.777	39 2:42.727 154.9
	14 12	GRIESEMANN / GRIESEMANN	FORD GT40	68	3:42:53.134	5 Laps	1 Lap	25 2:42.977 154.7
	15 14	SANZ DE ACEDO / RAWE / THORNE	FORD GT40	68	4:05:38.543	5 Laps	2:45.409	42 2:54.491 144.5
	16 4	SCHWARTZ / PLEIMES / NEWALL	FORD GT40	68	4:06:14.165	5 Laps	35.622	42 2:48.042 150.0
	17 3	DITTING / HANCOCK	FORD GT40	64	4:04:32.904	9 Laps	4 Laps	13 2:47.407 150.6
	18 35	BIRCH / BURKE	FORD GT40	59	3:40:01.203	14 Laps	5 Laps	21 2:40.821 156.8
	19 1	WRIGHT / WOLFE / GANS	FORD GT40	12	38:25.873	61 Laps	47 Laps	7 2:53.697 145.2
				Fastest Lap: BATES Mark, 3:02.857 (Lap 24, 137.9 Kph)				
11	1 66	WOS / YOOL	TURNER MKII	69	4:07:30.462		33	3:08.333 133.9
	2 165	BATES / BATES	PORSCHE 911	69	4:07:52.422	21.960	21.960	24 3:02.857 137.9
	3 129	AHLERS / BELLINGER / BOCK	MORGAN Plus 4 Super Sports	68	4:04:25.883	1 Lap	1 Lap	23 3:06.421 135.3
	4 32	BRANDT / BRANDT	TVR Grantura MK III	66	4:05:18.969	3 Laps	2 Laps	19 3:13.584 130.2
	5 111	HERREMAN / HERREMAN	MG MGB	66	4:05:25.604	3 Laps	6.635	39 3:19.345 126.5
	6 55	DE CRAENE / DE CRAENE	PORSCHE 911	63	4:05:53.994	6 Laps	3 Laps	19 3:22.452 124.5
	7 37	MARTENS / VAN ELDEREN / FICK	PORSCHE 911	60	4:04:22.263	9 Laps	3 Laps	38 3:04.784 136.5
	8 16	SMITH / ROWLEY	GILBERN 1800GT	48	4:04:48.771	21 Laps	12 Laps	27 3:22.302 124.6
	9 619	TALWAR / HADFIELD	PORSCHE 911	42	4:06:16.510	27 Laps	6 Laps	13 3:17.304 127.8
	10 149	FORRIER / HINDRYCKX / MORTREU	MG MGB	29	4:05:16.096	40 Laps	13 Laps	17 3:20.620 125.7
	11 53	COLL / MAC	PORSCHE 911	14	47:07.566	55 Laps	15 Laps	12 3:08.623 133.7
	12 511	KING / MOGRIDGE / HALES	TRIUMPH TR4	12	44:13.985	57 Laps	2 Laps	11 3:21.784 125.0
	13 91	SCHAMSCHULA / SCHELLONG / HENKE	TRIUMPH TR4	7	1:33:47.862	62 Laps	5 Laps	5 3:27.371 121.6
	14 17	DESANTIS / HINTON	PORSCHE 911 SWB					
				Fastest Lap: GRAF VON FABER-CASTELL Charles, 2:50.021 (Lap 43, 148.3 Kph)				
12	1 9	FRIEDRICH / FRIEDRICH / HADFIELD	ASTON MARTIN DB4 GT DP214	72	4:04:55.149		34	2:52.842 145.9
	2 169	GRAF VON FABER-CASTELL / NEWALL	SHELBY Cobra Daytona	72	4:07:37.043	2:41.894	2:41.894	43 2:50.021 148.3
	3 45	KOLB / KOLB / STIPPLER	SHELBY Cobra	71	4:04:31.758	1 Lap	1 Lap	36 2:50.714 147.7
	4 77	GREENHALGH / GREENHALGH / GREENHALGH	SHELBY Cobra	71	4:07:40.950	1 Lap	3:09.192	40 2:59.538 140.4
	5 188	OSBORNE / SMITH / WARD	JAGUAR E Type	70	3:59:29.221	2 Laps	1 Lap	34 2:54.731 144.3
	6 31	MILLE / SCEMAMA / OFFEL DE VILLAUCOURT	JAGUAR E Type	70	4:05:25.911	2 Laps	5:56.690	43 2:53.413 145.4
	7 39	SMITH / CLARK / MITCHELL	JAGUAR E Type Lightweight	70	4:07:31.946	2 Laps	2:06.035	24 2:50.345 148.0
	8 42	KÖNIG / KÖNIG / VERZIJLBERGEN	JAGUAR E Type	69	4:05:22.170	3 Laps	1 Lap	68 2:59.880 140.2




1-Spa Six Hours Endurance SPA SIX HOURS Race

Classification by Class (Hour 4)

No Drivers	Team	Car	Laps	Total Time	Gap	Best Lap	
						Lap	Time Kph
9 73 SELDERS / REUBEN		TVR Griffith 200	69	4:06:10.808	3 Laps 48.638	41	2:55.580 143.6
10 49 GRAY / GRAY		JAGUAR E Type	68	4:04:21.704	4 Laps 1 Lap	20	2:59.312 140.6
11 200 BERCHON / DA ROCHA		JAGUAR E Type	68	4:05:26.823	4 Laps 1:05.119	13	2:59.656 140.3
12 54 ZUMSTEIN / HAURI		AUSTIN HEALEY 3000 Mk2	68	4:06:11.909	4 Laps 45.086	33	3:02.132 138.4
13 186 SMITHIES / CLARKSON / PANGBORN		SHELBY Cobra Daytona	65	3:42:52.828	7 Laps 3 Laps	25	2:58.049 141.6
14 232 FLOECK / DORNIER / VAN HOOYDONK		FORD Shelby Mustang 350 GT	58	3:26:03.044	14 Laps 7 Laps	38	3:06.275 135.4
15 352 KONSBRUCK / VERMAST / PICHONNIER		SHELBY Mustang GT 350	55	4:05:46.684	17 Laps 3 Laps	28	2:59.565 140.4
16 72 SLEEP / WYKEHAM / MONTGOMERY		FORD Shelby Mustang 350 GT	49	4:05:43.887	23 Laps 6 Laps	22	2:59.257 140.7
17 22 HAMUNEN / LAINE / ENQVIST		FORD Shelby Mustang 350 GT	38	3:59:20.523	34 Laps 11 Laps	12	3:04.668 136.5
18 62 GERMAIN / DARLEY / REUBEN		TVR Griffith 200	33	1:56:13.250	39 Laps 5 Laps	25	2:56.894 142.5
19 44 THORNE / BENNETT-BAGGS / TODD		AUSTIN HEALEY 3000	25	1:24:02.570	47 Laps 8 Laps	23	3:02.418 138.2
20 144 POCHCIOL / POCHCIOL / HANSON		SHELBY Cobra Daytona Coupe	17	1:37:27.024	55 Laps 8 Laps	13	2:57.162 142.3
21 104 DE CHANTÉRAC / DA ROCHA		AUSTIN HEALEY 3000 MK2					
■ Not Started							
888 DAVISON / WHITTAKER / GREENSALL		TVR Griffiths					
			Fastest Lap: NISTORICA Ciprian, 3:03.207 (Lap 34, 137.6 Kph)				
7 1 61 NISTORICA / WILLIAMS / PRIMROSE		JAGUAR E Type	69	4:06:23.022		34	3:03.207 137.6
			Fastest Lap: PEDERSEN Palle Birkelund, 2:49.812 (Lap 44, 148.5 Kph)				
S 1 2 PEDERSEN / KJAERGAARD / WEISS		GINETTA G4R	72	4:01:51.221		44	2:49.812 148.5
2 28 BORDET / BORDET		MARCOS 1800 GT	69	4:05:35.878	3 Laps 3 Laps	34	3:02.801 137.9

Published at:


Race Director Jean-Yves MUNSTERS	Timekeeper Alberto Estébanez 
--	---



1-Spa Six Hours Endurance SPA SIX HOURS Race

Classification by Group (Hour 4)

No Drivers		Team	Car	Laps	Total Time	Gap	Best Lap	
							Lap	Time Kph
GTP				Fastest Lap: FRANCHITTI Dario, 2:40.011 (Lap 36, 157.6 Kph)				
1	8	HART / HART / PASTORELLI	FORD GT40	73	4:04:15.089		43	2:41.304 156.3
2	30	GRAF VON OEYNHAUSEN / VERDONCK	FORD GT40	73	4:05:20.980	1:05.891	21	2:40.327 157.3
3	41	FRANCHITTI / FRANCHITTI / LOTTERER	FORD GT40	73	4:05:21.984	1:06.895 1:004	36	2:40.011 157.6
4	2	PEDERSEN / KJAERGAARD / WEISS	GINETTA G4R	72	4:01:51.221	1 Lap 1 Lap	44	2:49.812 148.5
5	98	FARLEY / VAN DE POELE	FORD GT40	72	4:04:15.650	1 Lap 2:24.429	21	2:41.675 156.0
6	21	BRYANT / TWYMAN / KEEN	FORD GT40	72	4:05:14.007	1 Lap 58.357	34	2:45.749 152.1
7	10	SANCHEZ / SALEWSKY / FUNKE	FORD GT40	72	4:07:34.135	1 Lap 2:20.128	36	2:41.601 156.0
8	11	WAKEMAN / SMITH / GRANT-PETERKIN	FORD GT40	72	4:07:34.846	1 Lap 0.711	42	2:46.737 151.2
9	6	PEARSON / BRUNDLE / HARRIS	FORD GT40	72	4:07:38.509	1 Lap 3.663	25	2:43.505 154.2
10	36	LYNN / LYNN / HADDON	FORD GT40	71	4:05:33.429	2 Laps 1 Lap	42	2:45.030 152.8
11	25	WOOD / NUTHALL / LYONS	FORD GT40	71	4:07:28.460	2 Laps 1:55.031	27	2:45.362 152.5
12	194	MACEDO SILVA / MONROY	FORD GT40 Roadster	71	4:07:32.744	2 Laps 4.284	26	2:47.885 150.2
13	7	MEINS / LILLINGSTON PRICE / HUFF	FORD GT40	69	4:04:49.526	4 Laps 2 Laps	42	2:48.478 149.7
14	28	BORDET / BORDET	MARCOS 1800 GT	69	4:05:35.878	4 Laps 46.352	34	3:02.801 137.9
15	18	TILLEY / GRIFFITHS / HILL	FORD GT40	69	4:07:27.303	4 Laps 1:51.425	39	2:42.727 154.9
16	12	GRIESEMANN / GRIESEMANN	FORD GT40	68	3:42:53.134	5 Laps 1 Lap	25	2:42.977 154.7
17	14	SANZ DE ACEDO / RAWE / THORNE	FORD GT40	68	4:05:38.543	5 Laps 2:45.409	42	2:54.491 144.5
18	4	SCHWARTZ / PLEIMES / NEWALL	FORD GT40	68	4:06:14.165	5 Laps 35.622	42	2:48.042 150.0
19	3	DITTING / HANCOCK	FORD GT40	64	4:04:32.904	9 Laps 4 Laps	13	2:47.407 150.6
20	35	BIRCH / BURKE	FORD GT40	59	3:40:01.203	14 Laps 5 Laps	21	2:40.821 156.8
21	1	WRIGHT / WOLFE / GANS	FORD GT40	12	38:25.873	61 Laps 47 Laps	7	2:53.697 145.2
GTS				Fastest Lap: GRAF VON FABER-CASTELL Charles, 2:50.021 (Lap 43, 148.3 Kph)				
1	40	SHEDDEN / BARKER / BUTCHER	LOTUS Elan 26R	73	4:05:30.487		43	2:51.425 147.1
2	9	FRIEDRICHS / FRIEDRICHS / HADFIELD	ASTON MARTIN DB4 GT DP214	72	4:04:55.149	1 Lap 1 Lap	34	2:52.842 145.9
3	24	GRAF VON WEDEL / GRAF VON WEDEL / GRAF VON WEDEL	LOTUS Elan	72	4:05:49.307	1 Lap 54.158	43	2:54.441 144.5
4	169	GRAF VON FABER-CASTELL / NEWALL	SHELBY Cobra Daytona	72	4:07:37.043	1 Lap 1:47.736	43	2:50.021 148.3
5	45	KOLB / KOLB / STIPLER	SHELBY Cobra	71	4:04:31.758	2 Laps 1 Lap	36	2:50.714 147.7
6	43	GOMES / CLARIDGE / DENTY	LOTUS Elan	71	4:05:17.827	2 Laps 46.069	70	2:58.048 141.6
7	5	JOEBSTL / MCDONALD / HALL	LOTUS Elan 26R	71	4:05:28.230	2 Laps 10.403	34	2:57.648 141.9
8	135	REYNOLDS / QUINTERO / THOMAS	LOTUS Elan 26R	71	4:05:36.733	2 Laps 8.503	43	2:55.611 143.6
9	46	BOURIEZ / MILLE /	LOTUS Elan 26R	71	4:07:39.100	2 Laps 2:02.367	23	3:04.417 136.7
10	77	GREENHALGH / GREENHALGH / GREENHALGH	SHELBY Cobra	71	4:07:40.950	2 Laps 1.850	40	2:59.538 140.4
11	15	BUHOFER / WILLIS / FRIEDRICHS	LOTUS Elan 26R	71	4:07:51.744	2 Laps 10.794	43	2:58.095 141.6
12	188	OSBORNE / SMITH / WARD	JAGUAR E Type	70	3:59:29.221	3 Laps 1 Lap	34	2:54.731 144.3
13	31	MILLE / SCEMAMA / OFFEL DE VILLAUCOURT	JAGUAR E Type	70	4:05:25.911	3 Laps 5:56.690	43	2:53.413 145.4
14	39	SMITH / CLARK / MITCHELL	JAGUAR E Type Lightweight	70	4:07:31.946	3 Laps 2:06.035	24	2:50.345 148.0
15	42	KÖNIG / KÖNIG / VERZIJLBERGEN	JAGUAR E Type	69	4:05:22.170	4 Laps 1 Lap	68	2:59.880 140.2
16	73	SELDERS / REUBEN	TVR Griffith 200	69	4:06:10.808	4 Laps 48.638	41	2:55.580 143.6
17	61	NISTORICA / WILLIAMS / PRIMROSE	JAGUAR E Type	69	4:06:23.022	4 Laps 12.214	34	3:03.207 137.6
18	66	WOS / YOOL	TURNER MKII	69	4:07:30.462	4 Laps 1:07.440	33	3:08.333 133.9
19	165	BATES / BATES	PORSCHE 911	69	4:07:52.422	4 Laps 21.960	24	3:02.857 137.9
20	49	GRAY / GRAY	JAGUAR E Type	68	4:04:21.704	5 Laps 1 Lap	20	2:59.312 140.6
21	129	AHLERS / BELLINGER / BOCK	MORGAN Plus 4 Super Sports	68	4:04:25.883	5 Laps 4.179	23	3:06.421 135.3
22	69	EYERS / STRETTON / MORRIS	LOTUS 26R	68	4:04:48.951	5 Laps 23.068	67	3:04.570 136.6
23	200	BERCHON / DA ROCHA	JAGUAR E Type	68	4:05:26.823	5 Laps 37.872	13	2:59.656 140.3
24	54	ZUMSTEIN / HAURI	AUSTIN HEALEY 3000 Mk2	68	4:06:11.909	5 Laps 45.086	33	3:02.132 138.4
25	52	LAMBILLIOTTE / LAMBILLIOTTE	LOTUS Elan	67	4:05:32.777	6 Laps 1 Lap	41	3:04.169 136.9
26	32	BRANDT / BRANDT	TVR Grantura MK III	66	4:05:18.969	7 Laps 1 Lap	19	3:13.584 130.2
27	111	HERREMAN / HERREMAN	MG MGB	66	4:05:25.604	7 Laps 6.635	39	3:19.345 126.5
28	186	SMITHIES / CLARKSON / PANGBORN	SHELBY Cobra Daytona	65	3:42:52.828	8 Laps 1 Lap	25	2:58.049 141.6
29	55	DE CRAENE / DE CRAENE	PORSCHE 911	63	4:05:53.994	10 Laps 2 Laps	19	3:22.452 124.5
30	37	MARTENS / VAN ELDEREN / FICK	PORSCHE 911	60	4:04:22.263	13 Laps 3 Laps	38	3:04.784 136.5
31	232	FLOECK / DORNIER / VAN HOYDONK	FORD Shelby Mustang 350 GT	58	3:26:03.044	15 Laps 2 Laps	38	3:06.275 135.4
32	352	KONSBRUCK / VERMAST / PICHONNIER	SHELBY Mustang GT 350	55	4:05:46.684	18 Laps 3 Laps	28	2:59.565 140.4
33	72	SLEEP / WYKEHAM / MONTGOMERY	FORD Shelby Mustang 350 GT	49	4:05:43.887	24 Laps 6 Laps	22	2:59.257 140.7
34	16	SMITH / ROWLEY	GILBERN 1800GT	48	4:04:48.771	25 Laps 1 Lap	27	3:22.302 124.6
35	23	HYETT / HYETT	LOTUS Elan 26R	42	2:26:00.972	31 Laps 6 Laps	35	2:58.538 141.2
36	619	TALWAR / HADFIELD	PORSCHE 911	42	4:06:16.510	31 Laps 0:15.538	13	3:17.304 127.8
37	22	HAMUNEN / LAINE / ENQVIST	FORD Shelby Mustang 350 GT	38	3:59:20.253	35 Laps 4 Laps	12	3:04.668 136.5
38	62	GERMAIN / DARLEY / REUBEN	TVR Griffith 200	33	1:56:13.250	40 Laps 5 Laps	25	2:56.894 142.5
39	149	FORRIER / HINDRYCKX / MORTREU	MG MGB	29	4:05:16.096	44 Laps 4 Laps	17	3:20.620 125.7
40	44	THORNE / BENNETT-BAGGS / TODD	AUSTIN HEALEY 3000	25	1:24:02.570	48 Laps 4 Laps	23	3:02.418 138.2
41	144	POCHCIOL / POCHCIOL / HANSON	SHELBY Cobra Daytona Coupe	17	1:37:27.024	56 Laps 8 Laps	13	2:57.162 142.3
42	53	COLL / MAC	PORSCHE 911	14	47:07.566	59 Laps 3 Laps	12	3:08.623 133.7
43	511	KING / MOGRIDGE / HALES	TRIUMPH TR4	12	44:13.985	61 Laps 2 Laps	11	3:21.784 125.0
44	91	SCHAMSCHULA / SCHELLONG / HENKE	TRIUMPH TR4	7	1:33:47.862	66 Laps 5 Laps	5	3:27.371 121.6



1-Spa Six Hours Endurance

SPA SIX HOURS


Race

Classification by Group (Hour 4)

No Drivers	Team	Car	Laps	Total Time	Gap	Best Lap	
						Lap	Time Kph
45 104 DE CHANTÉRAC / DA ROCHA		AUSTIN HEALEY 3000 MK2					
46 48 TOOMS / SEVADJIAN / ROWE		LOTUS Elan 26R					
47 17 DESANTIS / HINTON		PORSCHE 911 SWB					
Not Started							
888 DAVISON / WHITTAKER / GREENSALL		TVR Griffiths					
TC			Fastest Lap: MEEUWISSEN Jac, 2:56.839 (Lap 25, 142.6 Kph)				
1 64 KELLEN / MUNHOWEN / SCHILTZ		FORD Mustang	70	4:02:32.151		35	3:00.510 139.7
2 79 VAN LANSCHOT / LE BLANC / WILLS		FORD Falcon	70	4:07:50.656	5:18.505 5:18.505	33	3:03.522 137.4
3 616 ADRIAANS / ADRIAANS / VAN LIESHOUT		FORD Mustang Notchback	68	4:05:14.946	2 Laps 2 Laps	32	3:02.420 138.2
4 101 MEEUWISSEN / JANSEN / MEEUWISSEN		FORD Mustang	68	4:06:13.094	2 Laps 58.148	25	2:56.839 142.6
5 33 DICHTER / SCHMITZ / WAGNER		FORD Mustang	66	4:05:24.615	4 Laps 2 Laps	40	3:05.853 135.7
6 110 OWEN / KING / COOKE		FORD Galaxie 500XL	55	3:58:29.120	15 Laps 11 Laps	27	3:23.903 123.7
7 27 FRANKEL / TURRAL / FRANKEL		FORD Falcon Spirit	52	4:04:31.379	18 Laps 3 Laps	13	3:13.668 130.2
8 100 GEORGI / ICKX / WEINZIERL		FORD 1964 Falcon Sprint	41	2:25:30.198	29 Laps 11 Laps	35	3:01.603 138.8
9 19 KERKHOF / GEERAERTS / MOORTGAT		FORD Mustang Mk1	28	1:35:04.908	42 Laps 13 Laps	26	3:05.028 136.3
10 202 DE WEERDT / BRANCKAERTS / KABERGS		FORD Mustang	19	1:13:57.975	51 Laps 9 Laps	13	3:16.141 128.6
GUEST			Fastest Lap: MUYTJENS Olivier, 2:46.926 (Lap 40, 151.0 Kph)				
1 26 MUYTJENS / AUDI /		FORD GT40	65	4:05:28.612		40	2:46.926 151.0

Published at:

Race Director Jean-Yves MUNSTERS	Timekeeper Alberto Estébanez 
--	---




1-Spa Six Hours Endurance

SPA SIX HOURS

Race

Classification (Hour 5)

							Best Lap			
No Drivers	Team	Car	Class	Laps	Total Time	Gap	Lap	Time	Kph	
1	8 HART / HART / PASTORELLI	FORD GT40	+	92	5:00:30.999		43	2:41.304	156.3	
2	41 FRANCHITTI / FRANCHITTI / LOTTERER	FORD GT40	+	92	5:01:00.978	29.979	29.979	36	2:40.011	157.6
3	40 SHEDDEN / BARKER / BUTCHER	LOTUS Elan 26R	10	91	5:01:07.713	1 Lap	1 Lap	91	2:51.118	147.3
4	21 BRYANT / TWYMAN / KEEN	FORD GT40	+	90	5:00:45.840	2 Laps	1 Lap	34	2:45.749	152.1
5	30 GRAF VON OEYNHAUSEN / VERDONCK	FORD GT40	+	90	5:00:59.950	2 Laps	14.110	21	2:40.327	157.3
6	6 PEARSON / BRUNDLE / HARRIS	FORD GT40	+	90	5:01:14.638	2 Laps	14.688	25	2:43.505	154.2
7	11 WAKEMAN / SMITH / GRANT-PETERKIN	FORD GT40	+	90	5:01:45.489	2 Laps	30.851	42	2:46.737	151.2
8	10 SANCHEZ / SALEWSKY / FUNKE	FORD GT40	+	90	5:02:01.334	2 Laps	15.845	36	2:41.601	156.0
9	25 WOOD / NUTHALL / LYONS	FORD GT40	+	89	5:00:55.074	3 Laps	1 Lap	89	2:45.185	152.6
10	98 FARLEY / VAN DE POELE	FORD GT40	+	89	5:00:56.603	3 Laps	1.529	21	2:41.675	156.0
11	43 GOMES / CLARIDGE / DENTY	LOTUS Elan	10	89	5:01:33.107	3 Laps	36.504	89	2:55.247	143.9
12	194 MACEDO SILVA / MONROY	FORD GT40 Roadster	+	89	5:01:41.498	3 Laps	8.391	26	2:47.885	150.2
13	45 KOLB / KOLB / STIPPLER	SHELBY Cobra	12	89	5:01:59.377	3 Laps	17.879	36	2:50.714	147.7
14	135 REYNOLDS / QUINTERO / THOMAS	LOTUS Elan 26R	10	89	5:02:58.887	3 Laps	59.510	43	2:55.611	143.6
15	36 LYNN / LYNN / HADDON	FORD GT40	+	89	5:03:09.285	3 Laps	10.398	87	2:44.945	152.9
16	7 MEINS / LILLINGSTON PRICE / HUFF	FORD GT40	+	88	5:00:56.934	4 Laps	1 Lap	87	2:42.611	155.1
17	15 BUHOFER / WILLIS / FRIEDRICH	LOTUS Elan 26R	10	88	5:02:14.846	4 Laps	1:17.912	43	2:58.095	141.6
18	188 OSBORNE / SMITH / WARD	JAGUAR E Type	12	88	5:02:16.526	4 Laps	1.680	34	2:54.731	144.3
19	31 MILLE / SCEMAMA / OFFEL DE VILLACOURT	JAGUAR E Type	12	88	5:02:28.481	4 Laps	11.955	43	2:53.413	145.4
20	39 SMITH / CLARK / MITCHELL	JAGUAR E Type Lightweight	12	87	5:00:34.780	5 Laps	1 Lap	24	2:50.345	148.0
21	169 GRAF VON FABER-CASTELL / NEWALL	SHELBY Cobra Daytona	12	87	5:01:02.900	5 Laps	28.120	43	2:50.021	148.3
22	42 KÖNIG / KÖNIG / VERZIJLBERGEN	JAGUAR E Type	12	87	5:01:37.538	5 Laps	34.638	86	2:54.839	144.2
23	79 VAN LANSCHOT / LE BLANC / WILLS	FORD Falcon	10	87	5:02:49.094	5 Laps	1:11.556	78	3:03.195	137.6
24	14 SANZ DE ACEDO / RAWE / THORNE	FORD GT40	+	86	5:01:20.704	6 Laps	1 Lap	74	2:52.380	146.3
25	73 SELDERS / REUBEN	TVR Griffith 200	12	86	5:01:25.606	6 Laps	4.902	41	2:55.580	143.6
26	69 EYEARS / STRETTON / MORRIS	LOTUS 26R	10	86	5:01:26.392	6 Laps	0.786	84	2:55.846	143.4
27	49 GRAY / GRAY	JAGUAR E Type	12	86	5:01:52.419	6 Laps	26.207	20	2:59.312	140.6
28	129 AHLERS / BELLINGER / BOCK	MORGAN Plus 4 Super Sports	11	86	5:02:14.131	6 Laps	21.712	84	3:01.975	138.6
29	46 BOURIEZ / MILLE /	LOTUS Elan 26R	10	86	5:02:28.510	6 Laps	14.379	77	3:03.500	137.4
30	165 BATES / BATES	PORSCHE 911	11	86	5:02:31.069	6 Laps	2.559	86	3:02.541	138.1
31	64 KELLEN / MUNHOWEN / SCHILTZ	FORD Mustang	10	86	5:02:40.018	6 Laps	8.949	35	3:00.510	139.7
32	616 ADRIAANS / ADRIAANS / VAN LIESHOUT	FORD Mustang Notchback	10	86	5:03:08.986	6 Laps	28.968	32	3:02.420	138.2
33	28 BORDET / BORDET	MARCOS 1800 GT	s	85	5:00:07.411	7 Laps	1 Lap	34	3:02.801	137.9
34	77 GREENHALGH / GREENHALGH / GREENHALGH	SHELBY Cobra	12	85	5:01:22.874	7 Laps	1:15.463	40	2:59.538	140.4
35	101 MEEUWISSEN / JANSEN / MEEUWISSEN	FORD Mustang	10	85	5:01:31.873	7 Laps	8.999	25	2:56.839	142.6
36	9 FRIEDRICH / FRIEDRICH / HADFIELD	ASTON MARTIN DB4 GT DP214	12	84	4:49:06.575	8 Laps	1 Lap	34	2:52.842	145.9
37	66 WOS / YOOL	TURNER MKII	11	84	5:00:27.513	8 Laps	1:20.938	76	3:06.206	135.4
38	54 ZUMSTEIN / HAURI	AUSTIN HEALEY 3000 Mk2	12	84	5:02:35.137	8 Laps	2:07.624	33	3:03.521	138.4
39	200 BERCHON / DA ROCHA	JAGUAR E Type	12	83	5:01:09.233	9 Laps	1 Lap	13	2:59.656	140.3
40	26 MUYTJENS / AUDI /	FORD GT40	+	83	5:01:26.238	9 Laps	17.005	40	2:46.926	151.0
41	32 BRANDT / BRANDT	TVR Grantura MK III	11	83	5:02:57.581	9 Laps	1:31.343	19	3:13.584	130.2
42	52 LAMBILLIOTTE / LAMBILLIOTTE	LOTUS Elan	10	82	5:02:08.833	10 Laps	1 Lap	41	3:04.169	136.9
43	4 SCHWARTZ / PLEIMES / NEWALL	FORD GT40	+	81	5:00:01.274	11 Laps	1 Lap	42	2:48.042	150.0
44	111 HERREMAN / HERREMAN	MG MGB	11	81	5:00:50.597	11 Laps	49.323	39	3:19.345	126.5
45	24 GRAF VON WEDEL / GRAF VON WEDEL / GRAF VON WEDEL	LOTUS Elan	10	80	4:31:08.025	12 Laps	1 Lap	43	2:54.441	144.5
46	61 NISTORICA / WILLIAMS / PRIMROSE	JAGUAR E Type	7	80	5:00:18.698	12 Laps	9:10.673	34	3:03.207	137.6
47	3 DITTING / HANCOCK	FORD GT40	+	80	5:02:54.458	12 Laps	2:35.760	78	2:44.498	153.3
48	18 TILLEY / GRIFFITHS / HILL	FORD GT40	+	78	4:46:41.184	14 Laps	2 Laps	39	2:42.727	154.9
49	33 DICHTER / SCHMITZ / WAGNER	FORD Mustang	10	77	5:00:13.858	15 Laps	1 Lap	75	3:05.698	135.8
50	55 DE CRAENE / DE CRAENE	PORSCHE 911	11	77	5:02:44.533	15 Laps	2:30.675	19	3:22.452	124.5
51	5 JOEBSTL / MCDONALD / HALL	LOTUS Elan 26R	10	76	4:21:56.312	16 Laps	1 Lap	34	2:57.648	141.9
52	37 MARTENS / VAN ELDEREN / FICK	PORSCHE 911	11	76	5:02:43.900	16 Laps	0:47.588	38	3:04.784	136.5
53	2 PEDERSEN / KJAERGAARD / WEISS	GINETTA G4R	s	72	4:01:51.221	20 Laps	4 Laps	44	2:49.812	148.5
54	27 FRANKEL / TURRAL / FRANKEL	FORD Falcon Spirit	10	69	5:00:15.776	23 Laps	3 Laps	67	3:07.380	134.6
55	352 KONSBRUCK / VERMAST / PICHONNIER	SHELBY Mustang GT 350	12	69	5:00:59.022	23 Laps	43.246	28	2:59.565	140.4
56	12 GRIESEMANN / GRIESEMANN	FORD GT40	+	68	3:42:53.134	24 Laps	1 Lap	25	2:42.977	154.7
57	110 OWEN / KING / COOKE	FORD Galaxie 500XL	10	68	4:57:16.062	24 Laps	4:22.928	27	3:23.903	123.7
58	72 SLEEP / WYKEHAM / MONTGOMERY	FORD Shelby Mustang 350 GT	12	67	5:02:57.017	25 Laps	1 Lap	22	2:59.257	140.7
59	186 SMITHIES / CLARKSON / PANGBORN	SHELBY Cobra Daytona	12	65	3:42:52.828	27 Laps	2 Laps	25	2:58.049	141.6
60	16 SMITH / ROWLEY	GILBERN 1800GT	11	61	5:00:25.198	31 Laps	4 Laps	27	3:22.302	124.6
61	35 BIRCH / BURKE	FORD GT40	+	59	3:40:01.203	33 Laps	2 Laps	21	2:40.821	156.8
62	232 FLOECK / DORNIER / VAN HOODYDONK	FORD Shelby Mustang 350 GT	12	58	3:26:03.044	34 Laps	1 Lap	38	3:06.275	135.4
63	22 HAMUNEN / LAINE / ENQVIST	FORD Shelby Mustang 350 GT	12	54	5:02:44.775	38 Laps	4 Laps	12	3:04.668	136.5
64	619 TALWAR / HADFIELD	PORSCHE 911	11	49	5:01:57.284	43 Laps	5 Laps	13	3:17.304	127.8
65	149 FORRIER / HINDRYCKX / MORTREU	MG MGB	11	43	5:00:22.946	49 Laps	6 Laps	17	3:20.620	125.7
66	23 HYETT / HYETT	LOTUS Elan 26R	10	42	2:26:00.972	50 Laps	1 Lap	35	2:58.538	141.2



1-Spa Six Hours Endurance


SPA SIX HOURS


Race

Classification (Hour 5)

No Drivers	Team	Car	Class	Laps	Total Time	Gap	Best Lap		
							Lap	Time	Kph
67 100	GEORGI / ICKX / WEINZIERL	FORD 1964 Falcon Sprint	10	41	2:25:30.198	51 Laps 1 Lap	35	3:01.603	138.8
68 62	GERMAIN / DARLEY / REUBEN	TVR Griffith 200	12	33	1:56:13.250	59 Laps 8 Laps	25	2:56.894	142.5
69 19	KERKHOF / GEERAERTS / MOORTGAT	FORD Mustang Mk1	10	28	1:35:04.908	64 Laps 5 Laps	26	3:05.028	136.3
70 44	THORNE / BENNETT-BAGGS / TODD	AUSTIN HEALEY 3000	12	25	1:24:02.570	67 Laps 3 Laps	23	3:02.418	138.2
71 202	DE WEERDT / BRANCKAERTS / KABERGS	FORD Mustang	10	19	1:13:57.975	73 Laps 6 Laps	13	3:16.141	128.6
72 144	POCHCIOL / POUCHIOL / HANSON	SHELBY Cobra Daytona Coupe	12	17	1:37:27.024	75 Laps 2 Laps	13	2:57.162	142.3
73 53	COLL / MAC	PORSCHE 911	11	14	47:07.566	78 Laps 3 Laps	12	3:08.623	133.7
74 1	WRIGHT / WOLFE / GANS	FORD GT40	+	12	38:25.873	80 Laps 2 Laps	7	2:53.697	145.2
75 511	KING / MOGRIDGE / HALES	TRIUMPH TR4	11	12	44:13.985	80 Laps 5:48.112	11	3:21.784	125.0
76 91	SCHAMSCHULA / SCHELLONG / HENKE	TRIUMPH TR4	11	7	1:33:47.862	85 Laps 5 Laps	5	3:27.371	121.6
77 48	TOOMS / SEVADJIAN / ROWE	LOTUS Elan 26R	10						
78 104	DE CHANTÉRAC / DA ROCHA	AUSTIN HEALEY 3000 MK2	12						
■ Not Started									
17	DESANTIS / HINTON	PORSCHE 911 SWB	11						
888	DAVISON / WHITTAKER / GREENSALL	TVR Griffiths	12						

Published at:

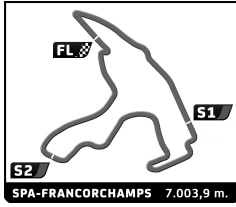
Race Director Jean-Yves MUNSTERS	Timekeeper Alberto Estébanez	
--	--	---



1-Spa Six Hours Endurance SPA SIX HOURS Race

Classification by Class (Hour 5)

No Drivers	Team	Car	Laps	Total Time	Gap	Best Lap Lap Time Kph
10 Fastest Lap: SHEDDEN Gordon, 2:51.118 (Lap 91, 147.3 Kph)						
1 40	SHEDDEN / BARKER / BUTCHER	LOTUS Elan 26R	91	5:01:07.713		91 2:51.118 147.3
2 43	GOMES / CLARIDGE / DENTY	LOTUS Elan	89	5:01:33.107	2 Laps	89 2:55.247 143.9
3 135	REYNOLDS / QUINTERO / THOMAS	LOTUS Elan 26R	89	5:02:58.887	2 Laps 1:25.780	43 2:55.611 143.6
4 15	BUHOFER / WILLIS / FRIEDRICH	LOTUS Elan 26R	88	5:02:14.846	3 Laps 1 Lap	43 2:58.095 141.6
5 79	VAN LANSCHOT / LE BLANC / WILLIS	FORD Falcon	87	5:02:49.094	4 Laps 1 Lap	78 3:03.195 137.6
6 69	EYEARS / STRETTON / MORRIS	LOTUS 26R	86	5:01:26.392	5 Laps 1 Lap	84 2:55.846 143.4
7 46	BOURIEZ / MILLE /	LOTUS Elan 26R	86	5:02:28.510	5 Laps 1:02.118	77 3:03.500 137.4
8 64	KELLEN / MUNHOWEN / SCHILTZ	FORD Mustang	86	5:02:40.018	5 Laps 11.508	35 3:00.510 139.7
9 616	ADRIAANS / ADRIAANS / VAN LIESHOUT	FORD Mustang Notchback	86	5:03:08.986	5 Laps 28.968	32 3:02.420 138.2
10 101	MEEUWISSEN / JANSEN / MEEUWISSEN	FORD Mustang	85	5:01:31.873	6 Laps 1 Lap	25 2:56.839 142.6
11 52	LAMBILLIOTTE / LAMBILLIOTTE	LOTUS Elan	82	5:02:08.833	9 Laps 3 Laps	41 3:04.169 136.9
12 24	GRAF VON WEDEL / GRAF VON WEDEL / GRAF VON WEDEL	LOTUS Elan	80	4:31:08.025	11 Laps 2 Laps	43 2:54.441 144.5
13 33	DICHTER / SCHMITZ / WAGNER	FORD Mustang	77	5:00:13.858	14 Laps 3 Laps	75 3:05.698 135.8
14 5	JOEBSTL / McDONALD / HALL	LOTUS Elan 26R	76	4:21:56.312	15 Laps 1 Lap	34 2:57.648 141.9
15 27	FRANKEL / TURRAL / FRANKEL	FORD Falcon Spirit	69	5:00:15.776	22 Laps 7 Laps	67 3:07.380 134.6
16 110	OWEN / KING / COOKE	FORD Galaxie 500XL	68	4:57:16.062	23 Laps 1 Lap	27 3:23.903 123.7
17 23	HYETT / HYETT	LOTUS Elan 26R	42	2:26:00.972	49 Laps 26 Laps	35 2:58.538 141.2
18 100	GEORGI / ICKX / WEINZIERL	FORD 1964 Falcon Sprint	41	2:25:30.198	50 Laps 1 Lap	35 3:01.603 138.8
19 19	KERKHOFS / GEERAERTS / MOORTGAT	FORD Mustang Mk1	28	1:35:04.908	63 Laps 13 Laps	26 3:05.028 136.3
20 202	DE WEERDT / BRANCKAERTS / KABERGS	FORD Mustang	19	1:13:57.975	72 Laps 9 Laps	13 3:16.141 128.6
21 48	TOOMS / SEVADJIAN / ROWE	LOTUS Elan 26R				
+ Fastest Lap: FRANCHITTI Dario, 2:40.011 (Lap 36, 157.6 Kph)						
1 8	HART / HART / PASTORELLI	FORD GT40	92	5:00:30.999		43 2:41.304 156.3
2 41	FRANCHITTI / FRANCHITTI / LOTTERER	FORD GT40	92	5:01:00.978	29.979	36 2:40.011 157.6
3 21	BRYANT / TWYMAN / KEEN	FORD GT40	90	5:00:45.840	2 Laps 2 Laps	34 2:45.749 152.1
4 30	GRAF VON OEYNSHAUSEN / VERDONCK	FORD GT40	90	5:00:59.950	2 Laps 14.110	21 2:40.327 157.3
5 6	PEARSON / BRUNDLE / HARRIS	FORD GT40	90	5:01:14.638	2 Laps 14.688	25 2:43.505 154.2
6 11	WAKEMAN / SMITH / GRANT-PETERKIN	FORD GT40	90	5:01:45.489	2 Laps 30.851	42 2:46.737 151.2
7 10	SANCHEZ / SALEWSKY / FUNKE	FORD GT40	90	5:02:01.334	2 Laps 15.845	36 2:41.601 156.0
8 25	WOOD / NUTHALL / LYONS	FORD GT40	89	5:00:55.074	3 Laps 1 Lap	89 2:45.185 152.6
9 98	FARLEY / VAN DE POELE	FORD GT40	89	5:00:56.603	3 Laps 1.529	21 2:41.675 156.0
10 194	MACEDO SILVA / MONROY	FORD GT40 Roadster	89	5:01:41.498	3 Laps 44.895	26 2:47.885 150.2
11 36	LYNN / LYNN / HADDON	FORD GT40	89	5:03:09.285	3 Laps 1:27.787	87 2:44.945 152.9
12 7	MEINS / LILLINGSTON PRICE / HUFF	FORD GT40	88	5:00:56.934	4 Laps 1 Lap	87 2:42.611 155.1
13 14	SANZ DE ACEDO / RAWE / THORNE	FORD GT40	86	5:01:20.704	6 Laps 2 Laps	74 2:52.380 146.3
14 4	SCHWARTZ / PLEIMES / NEWALL	FORD GT40	81	5:00:01.274	11 Laps 5 Laps	42 2:48.042 150.0
15 3	DITTING / HANCOCK	FORD GT40	80	5:02:54.458	12 Laps 1 Lap	78 2:44.498 153.3
16 18	TILLEY / GRIFFITHS / HILL	FORD GT40	78	4:46:41.184	14 Laps 2 Laps	39 2:42.727 154.9
17 12	GRIESEMANN / GRIESEMANN	FORD GT40	68	3:42:53.134	24 Laps 10 Laps	25 2:42.977 154.7
18 35	BIRCH / BURKE	FORD GT40	59	3:40:01.203	33 Laps 9 Laps	21 2:40.821 156.8
19 1	WRIGHT / WOLFE / GANS	FORD GT40	12	38:25.873	80 Laps 47 Laps	7 2:53.697 145.2
11 Fastest Lap: AHLERS Keith, 3:01.975 (Lap 84, 138.6 Kph)						
1 129	AHLERS / BELLINGER / BOCK	MORGAN Plus 4 Super Sports	86	5:02:14.131		84 3:01.975 138.6
2 165	BATES / BATES	PORSCHE 911	86	5:02:31.069	16.938	86 3:02.541 138.1
3 66	WOS / YOOL	TURNER MKII	84	5:00:27.513	2 Laps 2 Laps	76 3:06.206 135.4
4 32	BRANDT / BRANDT	TVR Grantura MK III	83	5:02:57.581	3 Laps 1 Lap	19 3:13.584 130.2
5 111	HERREMAN / HERREMAN	MG MGB	81	5:00:50.597	5 Laps 2 Laps	39 3:19.345 126.5
6 55	DE CRAENE / DE CRAENE	PORSCHE 911	77	5:02:44.533	9 Laps 4 Laps	19 3:22.452 124.5
7 37	MARTENS / VAN ELDEREN / FICK	PORSCHE 911	76	5:02:43.900	10 Laps 1 Lap	38 3:04.784 136.5
8 16	SMITH / ROWLEY	GILBERN 1800GT	61	5:00:25.198	25 Laps 15 Laps	27 3:22.302 124.6
9 619	TALWAR / HADFIELD	PORSCHE 911	49	5:01:57.284	37 Laps 12 Laps	13 3:17.304 127.8
10 149	FORRIER / HINDRYCKX / MORTREU	MG MGB	43	5:00:22.946	43 Laps 6 Laps	17 3:20.620 125.7
11 53	COLL / MAC	PORSCHE 911	14	47:07.566	72 Laps 29 Laps	12 3:08.623 133.7
12 511	KING / MOGRIDGE / HALES	TRIUMPH TR4	12	44:13.985	74 Laps 2 Laps	11 3:21.784 125.0
13 91	SCHAMSCHULA / SCHELLONG / HENKE	TRIUMPH TR4	7	1:33:47.862	79 Laps 5 Laps	5 3:27.371 121.6
■ Not Started						
17	DESANTIS / HINTON	PORSCHE 911 SWB				
12 Fastest Lap: GRAF VON FABER-CASTELL Charles, 2:50.021 (Lap 43, 148.3 Kph)						
1 45	KOLB / KOLB / STIPPLER	SHELBY Cobra	89	5:01:59.377		36 2:50.714 147.7
2 188	OSBORNE / SMITH / WARD	JAGUAR E Type	88	5:02:16.526	1 Lap 1 Lap	34 2:54.731 144.3
3 31	MILLE / SCAMAMA / OFFEL DE VILLAUCOURT	JAGUAR E Type	88	5:02:28.481	1 Lap 11.955	43 2:53.413 145.4
4 39	SMITH / CLARK / MITCHELL	JAGUAR E Type Lightweight	87	5:00:34.780	2 Laps 1 Lap	24 2:50.345 148.0
5 169	GRAF VON FABER-CASTELL / NEWALL	SHELBY Cobra Daytona	87	5:01:02.900	2 Laps 28.120	43 2:50.021 148.3
6 42	KÖNIG / KÖNIG / VERZIJLBERGEN	JAGUAR E Type	87	5:01:37.538	2 Laps 34.638	86 2:54.839 144.2
7 73	SELDERS / REUBEN	TVR Griffith 200	86	5:01:25.606	3 Laps 1 Lap	41 2:55.580 143.6




1-Spa Six Hours Endurance SPA SIX HOURS Race

Classification by Class (Hour 5)

No Drivers	Team	Car	Laps	Total Time	Gap	Best Lap		
						Lap	Time	Kph
8 49 GRAY / GRAY		JAGUAR E Type	86	5:01:52.419	3 Laps 26.813	20	2:59.312	140.6
9 77 GREENHALGH / GREENHALGH / GREENHALGH		SHELBY Cobra	85	5:01:22.874	4 Laps 1 Lap	40	2:59.538	140.4
10 9 FRIEDRICHS / FRIEDRICHS / HADFIELD		ASTON MARTIN DB4 GT DP214	84	4:49:06.575	5 Laps 1 Lap	34	2:52.842	145.9
11 54 ZUMSTEIN / HAURI		AUSTIN HEALEY 3000 Mk2	84	5:02:35.137	5 Laps 3:28.562	33	3:02.132	138.4
12 200 BERCHON / DA ROCHA		JAGUAR E Type	83	5:01:09.233	6 Laps 1 Lap	13	2:59.656	140.3
13 352 KONSBRUCK / VERMAST / PICHONNIER		SHELBY Mustang GT 350	69	5:00:59.022	20 Laps 14 Laps	28	2:59.565	140.4
14 72 SLEEP / WYKEHAM / MONTGOMERY		FORD Shelby Mustang 350 GT	67	5:02:57.017	22 Laps 2 Laps	22	2:59.257	140.7
15 186 SMITHIES / CLARKSON / PANGBORN		SHELBY Cobra Daytona	65	3:42:52.828	24 Laps 2 Laps	25	2:58.049	141.6
16 232 FLOECK / DORNIER / VAN HOODYONK		FORD Shelby Mustang 350 GT	58	3:26:03.044	31 Laps 7 Laps	38	3:06.275	135.4
17 22 HAMUNEN / LAINE / ENQVIST		FORD Shelby Mustang 350 GT	54	5:02:44.775	35 Laps 4 Laps	12	3:04.668	136.5
18 62 GERMAIN / DARLEY / REUBEN		TVR Griffith 200	33	1:56:13.250	56 Laps 21 Laps	25	2:56.894	142.5
19 44 THORNE / BENNETT-BAGGS / TODD		AUSTIN HEALEY 3000	25	1:24:02.570	64 Laps 8 Laps	23	3:02.418	138.2
20 144 POCHCIOL / POCHCIOL / HANSON		SHELBY Cobra Daytona Coupe	17	1:37:27.024	72 Laps 8 Laps	13	2:57.162	142.3
21 104 DE CHANTÉRAC / DA ROCHA		AUSTIN HEALEY 3000 MK2						
Not Started								
888 DAVISON / WHITTAKER / GREENSALL		TVR Griffiths						
			Fastest Lap: NISTORICA Ciprian, 3:03.207 (Lap 34, 137.6 Kph)					
7 1 61 NISTORICA / WILLIAMS / PRIMROSE		JAGUAR E Type	80	5:00:18.698		34	3:03.207	137.6
			Fastest Lap: PEDERSEN Palle Birkelund, 2:49.812 (Lap 44, 148.5 Kph)					
S 1 28 BORDET / BORDET		MARCOS 1800 GT	85	5:00:07.411		34	3:02.801	137.9
2 2 PEDERSEN / KJAERGAARD / WEISS		GINETTA G4R	72	4:01:51.221	13 Laps 13 Laps	44	2:49.812	148.5

Published at:


Race Director Jean-Yves MUNSTERS	Timekeeper Alberto Estébanez 
--	---



1-Spa Six Hours Endurance SPA SIX HOURS Race

Classification by Group (Hour 5)

No Drivers		Team	Car	Laps	Total Time	Gap	Best Lap	
							Lap	Time Kph
GTP				Fastest Lap: FRANCHITTI Dario, 2:40.011 (Lap 36, 157.6 Kph)				
1	8	HART / HART / PASTORELLI	FORD GT40	92	5:00:30.999		43	2:41.304 156.3
2	41	FRANCHITTI / FRANCHITTI / LOTTERER	FORD GT40	92	5:01:00.978	29.979	36	2:40.011 157.6
3	21	BRYANT / TWYMAN / KEEN	FORD GT40	90	5:00:45.840	2 Laps	34	2:45.749 152.1
4	30	GRAF VON OEYNHAUSEN / VERDONCK	FORD GT40	90	5:00:59.950	2 Laps	21	2:40.327 157.3
5	6	PEARSON / BRUNDLE / HARRIS	FORD GT40	90	5:01:14.638	2 Laps	25	2:43.505 154.2
6	11	WAKEMAN / SMITH / GRANT-PETERKIN	FORD GT40	90	5:01:45.489	2 Laps	42	2:46.737 151.2
7	10	SANCHEZ / SALEWSKY / FUNKE	FORD GT40	90	5:02:01.334	2 Laps	36	2:41.601 156.0
8	25	WOOD / NUTHALL / LYONS	FORD GT40	89	5:00:55.074	3 Laps	89	2:45.185 152.6
9	98	FARLEY / VAN DE POELE	FORD GT40	89	5:00:56.603	3 Laps	21	2:41.675 156.0
10	194	MACEDO SILVA / MONROY	FORD GT40 Roadster	89	5:01:41.498	3 Laps	26	2:47.885 150.2
11	36	LYNN / LYNN / HADDON	FORD GT40	89	5:03:09.285	3 Laps 1:27.787	87	2:44.945 152.9
12	7	MEINS / LILLINGSTON PRICE / HUFF	FORD GT40	88	5:00:56.934	4 Laps	1	2:42.611 155.1
13	14	SANZ DE ACEDO / RAWE / THORNE	FORD GT40	86	5:01:20.704	6 Laps	74	2:52.380 146.3
14	28	BORDET / BORDET	MARCOS 1800 GT	85	5:00:07.411	7 Laps	1	3:02.801 137.9
15	4	SCHWARTZ / PLEIMES / NEWALL	FORD GT40	81	5:00:01.274	11 Laps	4	2:48.042 150.0
16	3	DITTING / HANCOCK	FORD GT40	80	5:02:54.458	12 Laps	1	2:44.498 153.3
17	18	TILLEY / GRIFFITHS / HILL	FORD GT40	78	4:46:41.184	14 Laps	2	2:42.727 154.9
18	2	PEDERSEN / KJAERGAARD / WEISS	GINETTA G4R	72	4:01:51.221	20 Laps	6	2:49.812 148.5
19	12	GRIESEMANN / GRIESEMANN	FORD GT40	68	3:42:53.134	24 Laps	4	2:42.977 154.7
20	35	BIRCH / BURKE	FORD GT40	59	3:40:01.203	33 Laps	9	2:40.821 156.8
21	1	WRIGHT / WOLFE / GANS	FORD GT40	12	38:25.873	80 Laps	47	2:53.697 145.2
GTS				Fastest Lap: GRAF VON FABER-CASTELL Charles, 2:50.021 (Lap 43, 148.3 Kph)				
1	40	SHEDDEN / BARKER / BUTCHER	LOTUS Elan 26R	91	5:01:07.713		91	2:51.118 147.3
2	43	GOMES / CLARIDGE / DENTY	LOTUS Elan	89	5:01:33.107	2 Laps	89	2:55.247 143.9
3	45	KOLB / KOLB / STIPPLER	SHELBY Cobra	89	5:01:59.377	2 Laps	36	2:50.714 147.7
4	135	REYNOLDS / QUINTERO / THOMAS	LOTUS Elan 26R	89	5:02:58.887	2 Laps	43	2:55.611 143.6
5	15	BUHOFER / WILLIS / FRIEDRICH	LOTUS Elan 26R	88	5:02:14.846	3 Laps	1	2:58.095 141.6
6	188	OSBORNE / SMITH / WARD	JAGUAR E Type	88	5:02:16.526	3 Laps	34	2:54.731 144.3
7	31	MILLE / SCEMAMA / OFFEL DE VILLAUCOURT	JAGUAR E Type	88	5:02:28.481	3 Laps	39	2:53.413 145.4
8	39	SMITH / CLARK / MITCHELL	JAGUAR E Type Lightweight	87	5:00:34.780	4 Laps	1	2:50.345 148.0
9	169	GRAF VON FABER-CASTELL / NEWALL	SHELBY Cobra Daytona	87	5:01:02.900	4 Laps	43	2:50.021 148.3
10	42	KÖNIG / KÖNIG / VERZIJLBERGEN	JAGUAR E Type	87	5:01:37.538	4 Laps	34	2:54.839 144.2
11	73	SELDERS / REUBEN	TVR Griffith 200	86	5:01:25.606	5 Laps	1	2:55.580 143.6
12	69	EYEARS / STRETTON / MORRIS	LOTUS 26R	86	5:01:26.392	5 Laps	84	2:55.846 143.4
13	49	GRAY / GRAY	JAGUAR E Type	86	5:01:52.419	5 Laps	20	2:59.312 140.6
14	129	AHLERS / BELLINGER / BOCK	MORGAN Plus 4 Super Sports	86	5:02:14.131	5 Laps	84	3:01.975 138.6
15	46	BOURIEZ / MILLE /	LOTUS Elan 26R	86	5:02:28.510	5 Laps	77	3:03.500 137.4
16	165	BATES / BATES	PORSCHE 911	86	5:02:31.069	5 Laps	86	3:02.541 138.1
17	77	GREENHALGH / GREENHALGH / GREENHALGH	SHELBY Cobra	85	5:01:22.874	6 Laps	40	2:59.538 140.4
18	9	FRIEDRICH / FRIEDRICH / HADFIELD	ASTON MARTIN DB4 GT DP214	84	4:49:06.575	7 Laps	1	2:52.842 145.9
19	66	WOS / YOOL	TURNER MKII	84	5:00:27.513	7 Laps 1:20.938	76	3:06.206 135.4
20	54	ZUMSTEIN / HAURI	AUSTIN HEALEY 3000 Mk2	84	5:02:35.137	7 Laps 2:07.624	33	3:02.132 138.4
21	200	BERCHON / DA ROCHA	JAGUAR E Type	83	5:01:09.233	8 Laps	13	2:59.656 140.3
22	32	BRANDT / BRANDT	TVR Grantura MK III	83	5:02:57.581	8 Laps 1:48.348	19	3:13.584 130.2
23	52	LAMBILLIOTTE / LAMBILLIOTTE	LOTUS Elan	82	5:02:08.833	9 Laps	41	3:04.169 136.9
24	111	HERREMAN / HERREMAN	MG MGB	81	5:00:50.597	10 Laps	39	3:19.345 126.5
25	24	GRAF VON WEDEL / GRAF VON WEDEL / GRAF VON WEDEL	LOTUS Elan	80	4:31:08.025	11 Laps	1	2:54.441 144.5
26	61	NISTORICA / WILLIAMS / PRIMROSE	JAGUAR E Type	80	5:00:18.698	11 Laps 9:10.673	34	3:03.207 137.6
27	55	DE CRAENE / DE CRAENE	PORSCHE 911	77	5:02:44.533	14 Laps	3	2:22.452 124.5
28	5	JOEBSTL / MCDONALD / HALL	LOTUS Elan 26R	76	4:21:56.312	15 Laps	1	2:57.648 141.9
29	37	MARTENS / VAN ELDEREN / FICK	PORSCHE 911	76	5:02:43.900	15 Laps 0:47.588	38	3:04.784 136.5
30	352	KONSBRUCK / VERMAST / PICHONNIER	SHELBY Mustang GT 350	69	5:00:59.022	22 Laps	7	2:59.565 140.4
31	72	SLEEP / WYKEHAM / MONTGOMERY	FORD Shelby Mustang 350 GT	67	5:02:57.017	24 Laps	2	2:59.257 140.7
32	186	SMITHIES / CLARKSON / PANGBORN	SHELBY Cobra Daytona	65	3:42:52.828	26 Laps	2	2:58.049 141.6
33	16	SMITH / ROWLEY	GILBERN 1800GT	61	5:00:25.198	30 Laps	4	3:22.302 124.6
34	232	FLOECK / DORNIER / VAN HOODYONK	FORD Shelby Mustang 350 GT	58	3:26:03.044	33 Laps	3	3:06.275 135.4
35	22	HAMUNEN / LAINE / ENQVIST	FORD Shelby Mustang 350 GT	54	5:02:44.775	37 Laps	4	3:04.668 136.5
36	619	TALWAR / HADFIELD	PORSCHE 911	49	5:01:57.284	42 Laps	5	3:17.304 127.8
37	149	FORRIER / HINDRYCKX / MORTREU	MG MGB	43	5:00:22.946	48 Laps	6	3:20.620 125.7
38	23	HYETT / HYETT	LOTUS Elan 26R	42	2:26:00.972	49 Laps	1	2:58.538 141.2
39	62	GERMAIN / DARLEY / REUBEN	TVR Griffith 200	33	1:56:13.250	58 Laps	9	2:56.894 142.5
40	44	THORNE / BENNETT-BAGGS / TODD	AUSTIN HEALEY 3000	25	1:24:02.570	66 Laps	8	3:02.418 138.2
41	144	POCHCIOL / POCHCIOL / HANSON	SHELBY Cobra Daytona Coupe	17	1:37:27.024	74 Laps	8	2:57.162 142.3
42	53	COLL / MAC	PORSCHE 911	14	47:07.566	77 Laps	3	3:08.623 133.7
43	511	KING / MOGRIDGE / HALES	TRIUMPH TR4	12	44:13.985	79 Laps	2	3:21.784 125.0
44	91	SCHAMSCHULA / SCHELLONG / HENKE	TRIUMPH TR4	7	1:33:47.862	84 Laps	5	3:27.371 121.6




1-Spa Six Hours Endurance SPA SIX HOURS Race

Classification by Group (Hour 5)

No Drivers	Team	Car	Laps	Total Time	Gap	Best Lap	
						Lap	Time Kph
45 104 DE CHANTÉRAC / DA ROCHA		AUSTIN HEALEY 3000 MK2					
46 48 TOOMS / SEVADJIAN / ROWE		LOTUS Elan 26R					
Not Started							
888 DAVISON / WHITTAKER / GREENSALL		TVR Griffiths					
17 DESANTIS / HINTON		PORSCHE 911 SWB					
TC			Fastest Lap: MEEUWISSEN Jac, 2:56.839 (Lap 25, 142.6 Kph)				
1 79 VAN LANSCHOT / LE BLANC / WILLS		FORD Falcon	87	5:02:49.094		78	3:03.195 137.6
2 64 KELLEN / MUNHOWEN / SCHILTZ		FORD Mustang	86	5:02:40.018	1 Lap	1 Lap	35 3:00.510 139.7
3 616 ADRIAANS / ADRIAANS / VAN LIESHOUT		FORD Mustang Notchback	86	5:03:08.986	1 Lap	28.968	32 3:02.420 138.2
4 101 MEEUWISSEN / JANSEN / MEEUWISSEN		FORD Mustang	85	5:01:31.873	2 Laps	1 Lap	25 2:56.839 142.6
5 33 DICHTER / SCHMITZ / WAGNER		FORD Mustang	77	5:00:13.858	10 Laps	8 Laps	75 3:05.698 135.8
6 27 FRANKEL / TURRAL / FRANKEL		FORD Falcon Spirit	69	5:00:15.776	18 Laps	8 Laps	67 3:07.380 134.6
7 110 OWEN / KING / COOKE		FORD Galaxie 500XL	68	4:57:16.062	19 Laps	1 Lap	27 3:23.903 123.7
8 100 GEORGI / ICKX / WEINZIERL		FORD 1964 Falcon Sprint	41	2:25:30.198	46 Laps	27 Laps	35 3:01.603 138.8
9 19 KERKHOFS / GEERAERTS / MOORTGAT		FORD Mustang Mk1	28	1:35:04.908	59 Laps	13 Laps	26 3:05.028 136.3
10 202 DE WEERDT / BRANCKAERTS / KABERGS		FORD Mustang	19	1:13:57.975	68 Laps	9 Laps	13 3:16.141 128.6
GUEST			Fastest Lap: MUYTJENS Olivier, 2:46.926 (Lap 40, 151.0 Kph)				
1 26 MUYTJENS / AUDI /		FORD GT40	83	5:01:26.238		40	2:46.926 151.0

Published at:

Race Director Jean-Yves MUNSTERS	Timekeeper Alberto Estébanez 
--	---




1-Spa Six Hours Endurance

SPA SIX HOURS

Race

Final Classification

No Drivers	Team	Car	Class	Laps	Total Time	Gap	Best Lap		
							Lap	Time	Kph
1 41	FRANCHITTI / FRANCHITTI / LOTTERER	FORD GT40	+	106	5:41:57.985		103	2:39.343	158.2
2 8	HART / HART / PASTORELLI	FORD GT40	+	105	5:43:21.411	1 Lap 1 Lap	43	2:41.304	156.3
3 40	SHEDDEN / BARKER / BUTCHER	LOTUS Elan 26R	10	105	5:43:25.188		100	2:50.651	147.8
4 6	PEARSON / BRUNDLE / HARRIS	FORD GT40	+	104	5:42:52.499	2 Laps 1 Lap	25	2:43.505	154.2
5 10	SANCHEZ / SALEWSKY / FUNKE	FORD GT40	+	104	5:43:04.822	2 Laps 12.323	36	2:41.601	156.0
6 21	BRYANT / TWYMAN / KEEN	FORD GT40	+	104	5:43:15.096	2 Laps 10.274	34	2:45.749	152.1
7 11	WAKEMAN / SMITH / GRANT-PETERKIN	FORD GT40	+	104	5:44:42.962	2 Laps 1:27.866	42	2:46.737	151.2
8 194	MACEDO SILVA / MONROY	FORD GT40 Roadster	+	103	5:43:23.669	3 Laps 1 Lap	26	2:47.885	150.2
9 25	WOOD / NUTHALL / LYONS	FORD GT40	+	102	5:39:18.422	4 Laps 1 Lap	96	2:43.474	154.2
10 7	MEINS / LILLINGSTON PRICE / HUFF	FORD GT40	+	102	5:41:58.509	4 Laps 2:40.087	95	2:40.904	156.7
11 36	LYNN / LYNN / HADDON	FORD GT40	+	102	5:42:05.614	4 Laps 7.105	92	2:43.512	154.2
12 43	GOMES / CLARIDGE / DENTY	LOTUS Elan	10	102	5:42:08.278	4 Laps 2.664	92	2:53.077	145.7
13 45	KOLB / KOLB / STIPPLER	SHELBY Cobra	12	102	5:42:58.356	4 Laps 50.078	36	2:50.714	147.7
14 135	REYNOLDS / QUINTERO / THOMAS	LOTUS Elan 26R	10	101	5:42:11.952	5 Laps 1 Lap	43	2:55.611	143.6
15 188	OSBORNE / SMITH / WARD	JAGUAR E Type	12	101	5:42:32.303	5 Laps 20.351	95	2:54.487	144.5
16 39	SMITH / CLARK / MITCHELL	JAGUAR E Type Lightweight	12	101	5:43:10.006	5 Laps 37.703	24	2:50.345	148.0
17 15	BUHOFER / WILLIS / FRIEDRICH	LOTUS Elan 26R	10	101	5:43:28.802	5 Laps 18.796	43	2:58.095	141.6
18 169	GRAF VON FABER-CASTELL / NEWALL	SHELBY Cobra Daytona	12	100	5:42:04.920	6 Laps 1 Lap	43	2:50.221	148.3
19 42	KÖNIG / KÖNIG / VERZIJLBERGEN	JAGUAR E Type	12	100	5:42:11.495	6 Laps 6.575	90	2:53.532	145.3
20 14	SANZ DE ACEDO / RAWE / THORNE	FORD GT40	+	99	5:41:59.289	7 Laps 1 Lap	89	2:50.436	147.9
21 69	EYEARS / STRETTON / MORRIS	LOTUS 26R	10	99	5:42:08.782	7 Laps 9.493	90	2:55.394	143.8
22 79	VAN LANSCHOT / LE BLANC / WILLS	FORD Falcon	10	99	5:42:47.219	7 Laps 38.437	78	3:03.195	137.6
23 73	SELDERS / REUBEN	TVR Griffith 200	12	99	5:43:14.019	7 Laps 26.800	41	2:55.580	143.6
24 129	AHLERS / BELLINGER / BOCK	MORGAN Plus 4 Super Sports	11	99	5:43:36.446	7 Laps 22.427	94	3:01.252	139.1
25 165	BATES / BATES	PORSCHE 911	11	99	5:43:52.162	7 Laps 15.716	86	3:02.541	138.1
26 46	BOURIEZ / MILLE /	LOTUS Elan 26R	10	98	5:42:29.133	8 Laps 1 Lap	77	3:03.500	137.4
27 64	KELLEN / MUNHOWEN / SCHILTZ	FORD Mustang	10	98	5:42:29.837	8 Laps 0.704	35	3:00.510	139.7
28 77	GREENHALGH / GREENHALGH / GREENHALGH	SHELBY Cobra	12	98	5:43:03.937	8 Laps 34.100	40	2:59.538	140.4
29 616	ADRIAANS / ADRIAANS / VAN LIESHOUT	FORD Mustang Notchback	10	98	5:43:07.411	8 Laps 3.474	32	3:02.420	138.2
30 101	MEEUWISSEN / JANSEN / MEEUWISSEN	FORD Mustang	10	98	5:43:14.855	8 Laps 7.444	25	2:56.839	142.6
31 28	BORDET / BORDET	MARCOS 1800 GT	s	98	5:43:41.725	8 Laps 26.870	34	3:02.801	137.9
32 30	GRAF VON OEYNGHAUSEN / VERDONCK	FORD GT40	+	97	5:24:37.337	9 Laps 1 Lap	21	2:40.327	157.3
33 66	WOS / YOOL	TURNER MKII	11	97	5:43:27.265	9 Laps 8:49.928	76	3:06.206	135.4
34 54	ZUMSTEIN / HAURI	AUSTIN HEALEY 3000 Mk2	12	96	5:42:27.186	10 Laps 1 Lap	33	3:02.132	138.4
35 200	BERCHON / DA ROCHA	JAGUAR E Type	12	96	5:44:25.015	10 Laps 1:57.829	13	2:59.656	140.3
36 9	FRIEDRICH / FRIEDRICH / HADFIELD	ASTON MARTIN DB4 GT DP214	12	95	5:43:25.553	11 Laps 1 Lap	34	2:52.842	145.9
37 49	GRAY / GRAY	JAGUAR E Type	12	94	5:26:41.365	12 Laps 1 Lap	20	2:59.312	140.6
38 32	BRANDT / BRANDT	TVR Grantura MK III	11	94	5:40:24.664	12 Laps 3:43.299	19	3:13.584	130.2
39 4	SCHWARTZ / PLEIMES / NEWALL	FORD GT40	+	94	5:43:05.751	12 Laps 2:41.087	42	2:48.042	150.0
40 3	DITTING / HANCOCK	FORD GT40	+	93	5:42:05.092	13 Laps 1 Lap	78	2:44.498	153.3
41 61	NISTORICA / WILLIAMS / PRIMROSE	JAGUAR E Type	7	93	5:43:52.194	13 Laps 1:47.102	34	3:03.207	137.6
42 52	LAMBILLIOTTE / LAMBILLIOTTE	LOTUS Elan	10	92	5:44:24.477	14 Laps 1 Lap	41	3:04.169	136.9
43 98	FARLEY / VAN DE POELE	FORD GT40	+	91	5:07:00.830	15 Laps 1 Lap	21	2:41.675	156.0
44 31	MILLE / SCEMAMA / OFFEL DE VILLAUCCOURT	JAGUAR E Type	12	89	5:05:26.479	17 Laps 2 Laps	43	2:53.413	145.4
45 33	DICHTER / SCHMITZ / WAGNER	FORD Mustang	10	89	5:40:07.579	17 Laps 4:41.100	82	3:04.897	136.4
46 55	DE CRAENE / DE CRAENE	PORSCHE 911	11	88	5:42:37.940	18 Laps 1 Lap	19	3:22.452	124.5
47 37	MARTENS / VAN ELDEREN / FICK	PORSCHE 911	11	88	5:43:23.985	18 Laps 46.045	38	3:04.784	136.5
48 111	HERREMAN / HERREMAN	MG MGB	11	85	5:43:47.251	21 Laps 3 Laps	39	3:19.345	126.5
49 27	FRANKEL / TURRAL / FRANKEL	FORD Falcon Spirit	10	82	5:43:13.295	24 Laps 3 Laps	78	3:06.989	134.8
50 352	KONSBRUCK / VERMAST / PICHONNIER	SHELBY Mustang GT 350	12	81	5:45:36.578	25 Laps 1 Lap	28	2:59.565	140.4
51 24	GRAF VON WEDEL / GRAF VON WEDEL / GRAF VON WEDEL	LOTUS Elan	10	80	4:31:08.025	26 Laps 1 Lap	43	2:54.441	144.5
52 110	OWEN / KING / COOKE	FORD Galaxie 500XL	10	80	5:44:18.397	26 Laps 3:10.372	27	3:23.903	123.7
53 18	TILLEY / GRIFFITHS / HILL	FORD GT40	+	78	4:46:41.184	28 Laps 2 Laps	39	2:42.727	154.9
54 72	SLEEP / WYKEHAM / MONTGOMERY	FORD Shelby Mustang 350 GT	12	78	5:42:09.732	28 Laps 5:28.548	22	2:59.257	140.7
55 5	JOEBSTL / MCDONALD / HALL	LOTUS Elan 26R	10	76	4:21:56.312	30 Laps 2 Laps	34	2:57.648	141.9
56 2	PEDERSEN / KJAERGAARD / WEISS	GINETTA G4R	s	72	4:01:51.221	34 Laps 4 Laps	44	2:49.812	148.5
57 16	SMITH / ROWLEY	GILBERN 1800GT	11	71	5:42:05.415	35 Laps 1 Lap	27	3:22.302	124.6
58 12	GRIESEMANN / GRIESEMANN	FORD GT40	+	68	3:42:53.134	38 Laps 3 Laps	25	2:42.977	154.7
59 186	SMITHIES / CLARKSON / PANGBORN	SHELBY Cobra Daytona	12	65	3:42:52.828	41 Laps 3 Laps	25	2:58.049	141.6
60 22	HAMUNEN / LAINE / ENQVIST	FORD Shelby Mustang 350 GT	12	65	5:40:13.584	41 Laps 7:20.756	12	3:04.668	136.5
61 619	TALWAR / HADFIELD	PORSCHE 911	11	61	5:44:05.573	45 Laps 4 Laps	13	3:17.304	127.8
62 35	BIRCH / BURKE	FORD GT40	+	59	3:40:01.203	47 Laps 2 Laps	21	2:40.821	156.8
63 232	FLOECK / DORNIER / VAN HOYDONK	FORD Shelby Mustang 350 GT	12	58	3:26:03.044	48 Laps 1 Lap	38	3:06.275	135.4
64 149	FORRIER / HINDRYCKX / MORTREU	MG MGB	11	52	5:42:45.559	54 Laps 6 Laps	48	3:17.219	127.8
65 23	HYETT / HYETT	LOTUS Elan 26R	10	42	2:26:00.972	64 Laps 10 Laps	35	2:58.538	141.2
66 100	GEORGI / ICKX / WEINZIERL	FORD 1964 Falcon Sprint	10	41	2:25:30.198	65 Laps 1 Lap	35	3:01.603	138.8





1-Spa Six Hours Endurance SPA SIX HOURS Race

Final Classification

No Drivers	Team	Car	Class	Laps	Total Time	Gap	Best Lap			
							Lap	Time	Kph	
67 62 GERMAIN / DARLEY / REUBEN		TVR Griffith 200	12	33	1:56:13.250	73 Laps	8 Laps	25	2:56.894	142.5
68 19 KERKHOFES / GEERAERTS / MOORTGAT		FORD Mustang Mk1	10	28	1:35:04.908	78 Laps	5 Laps	26	3:05.028	136.3
69 44 THORNE / BENNETT-BAGGS / TODD		AUSTIN HEALEY 3000	12	25	1:24:02.570	81 Laps	3 Laps	23	3:02.418	138.2
70 202 DE WEERDT / BRANCKAERTS / KABERGS		FORD Mustang	10	19	1:13:57.975	87 Laps	6 Laps	13	3:16.141	128.6
71 144 POCHCIOL / POCHCIOL / HANSON		SHELBY Cobra Daytona Coupe	12	17	1:37:27.024	89 Laps	2 Laps	13	2:57.162	142.3
72 53 COLL / MAC		PORSCHE 911	11	14	47:07.566	92 Laps	3 Laps	12	3:08.623	133.7
73 1 WRIGHT / WOLFE / GANS		FORD GT40	+	12	38:25.873	94 Laps	2 Laps	7	2:53.697	145.2
74 511 KING / MOGRIDGE / HALES		TRIUMPH TR4	11	12	44:13.985	94 Laps	5:48.112	11	3:21.784	125.0
75 91 SCHAMSCHULA / SCHELLONG / HENKE		TRIUMPH TR4	11	7	1:33:47.862	99 Laps	5 Laps	5	3:27.371	121.6
76 48 TOOMS / SEVADJIAN / ROWE		LOTUS Elan 26R	10							
77 104 DE CHANTÉRAC / DA ROCHA		AUSTIN HEALEY 3000 MK2	12							
■ Not Started										
17 DESANTIS / HINTON		PORSCHE 911 SWB	11							
888 DAVISON / WHITTAKER / GREENSALL		TVR Griffiths	12							

Published at:

Stewards Ronald BARBIERE, Chairman Alexandre MAGIS Etienne MASSILLON			Timekeeper Alberto Estébanez	
				



1-Spa Six Hours Endurance

SPA SIX HOURS

Race

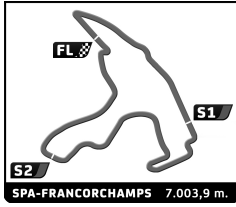
Final Classification by Class

No Drivers		Team	Car	Laps	Total Time	Gap	Best Lap	
							Lap	Time Kph
				Fastest Lap: SHEDDEN Gordon, 2:50.651 (Lap 100, 147.8 Kph)				
10	1 40	SHEDDEN / BARKER / BUTCHER	LOTUS Elan 26R	105	5:43:25.188		100	2:50.651 147.8
	2 43	GOMES / CLARIDGE / DENTY	LOTUS Elan	102	5:42:08.278	3 Laps	3 Laps	92 2:53.077 145.7
	3 135	REYNOLDS / QUINTERO / THOMAS	LOTUS Elan 26R	101	5:42:11.952	4 Laps	1 Lap	43 2:55.611 143.6
	4 15	BUHOFER / WILLIS / FRIEDRICH	LOTUS Elan 26R	101	5:43:28.802	4 Laps	1:16.850	43 2:58.095 141.6
	5 69	EYEARS / STRETTON / MORRIS	LOTUS 26R	99	5:42:08.782	6 Laps	2 Laps	90 2:55.394 143.8
	6 79	VAN LANSCHOT / LE BLANC / WILLIS	FORD Falcon	99	5:42:47.219	6 Laps	38.437	78 3:03.195 137.6
	7 46	BOURIEZ / MILLE /	LOTUS Elan 26R	98	5:42:29.133	7 Laps	1 Lap	77 3:03.500 137.4
	8 64	KELLEN / MUNHOWEN / SCHILTZ	FORD Mustang	98	5:42:29.837	7 Laps	0.704	35 3:00.510 139.7
	9 616	ADRIAANS / ADRIAANS / VAN LIESHOUT	FORD Mustang Notchback	98	5:43:07.411	7 Laps	37.574	32 3:02.420 138.2
	10 101	MEEUWISSEN / JANSEN / MEEUWISSEN	FORD Mustang	98	5:43:14.855	7 Laps	7.444	25 2:56.839 142.6
	11 52	LAMBILLIOTTE / LAMBILLIOTTE	LOTUS Elan	92	5:44:24.477	13 Laps	6 Laps	41 3:04.169 136.9
	12 33	DICHTER / SCHMITZ / WAGNER	FORD Mustang	89	5:40:07.579	16 Laps	3 Laps	82 3:04.897 136.4
	13 27	FRANKEL / TURRAL / FRANKEL	FORD Falcon Spirit	82	5:43:13.295	23 Laps	7 Laps	78 3:06.989 134.8
	14 24	GRAF VON WEDEL / GRAF VON WEDEL / GRAF VON WEDEL	LOTUS Elan	80	4:31:08.025	25 Laps	2 Laps	43 2:54.441 144.5
	15 110	OWEN / KING / COOKE	FORD Galaxie 500XL	80	5:44:18.397	25 Laps	3:10.372	27 3:23.903 123.7
	16 5	JOEBSTL / MCDONALD / HALL	LOTUS Elan 26R	76	4:21:56.312	29 Laps	4 Laps	34 2:57.648 141.9
	17 23	HYETT / HYETT	LOTUS Elan 26R	42	2:26:00.972	63 Laps	34 Laps	35 2:58.538 141.2
	18 100	GEORGI / ICKX / WEINZIERL	FORD 1964 Falcon Sprint	41	2:25:30.198	64 Laps	1 Lap	35 3:01.603 138.8
	19 19	KERKHOFS / GEERAERTS / MOORTGAT	FORD Mustang Mk1	28	1:35:04.908	77 Laps	13 Laps	26 3:05.028 136.3
	20 202	DE WEERDT / BRANCKAERTS / KABERGS	FORD Mustang	19	1:13:57.975	86 Laps	9 Laps	13 3:16.141 128.6
	21 48	TOOMS / SEVADJIAN / ROWE	LOTUS Elan 26R					
				Fastest Lap: FRANCHITTI Dario, 2:39.343 (Lap 103, 158.2 Kph)				
+	1 41	FRANCHITTI / FRANCHITTI / LOTTERER	FORD GT40	106	5:41:57.985		103	2:39.343 158.2
	2 8	HART / HART / PASTORELLI	FORD GT40	105	5:43:21.411	1 Lap	1 Lap	43 2:41.304 156.3
	3 6	PEARSON / BRUNDLE / HARRIS	FORD GT40	104	5:42:52.499	2 Laps	1 Lap	25 2:43.505 154.2
	4 10	SANCHEZ / SALEWSKY / FUNKE	FORD GT40	104	5:43:04.822	2 Laps	12.323	36 2:41.601 156.0
	5 21	BRYANT / TWYMAN / KEEN	FORD GT40	104	5:43:15.096	2 Laps	10.274	34 2:45.749 152.1
	6 11	WAKEMAN / SMITH / GRANT-PETERKIN	FORD GT40	104	5:44:42.962	2 Laps	1:27.866	42 2:46.737 151.2
	7 194	MACEDO SILVA / MONROY	FORD GT40 Roadster	103	5:43:23.669	3 Laps	1 Lap	26 2:47.885 150.2
	8 25	WOOD / NUTHALL / LYONS	FORD GT40	102	5:39:18.422	4 Laps	1 Lap	96 2:43.474 154.2
	9 7	MEINS / LILLINGSTON PRICE / HUFF	FORD GT40	102	5:41:58.509	4 Laps	2:40.087	95 2:40.904 156.7
	10 36	LYNN / LYNN / HADDON	FORD GT40	102	5:42:05.614	4 Laps	7.105	92 2:43.512 154.2
	11 14	SANZ DE ACEDO / RAWE / THORNE	FORD GT40	99	5:41:59.289	7 Laps	3 Laps	89 2:50.436 147.9
	12 30	GRAF VON OEYNSHAUSEN / VERDONCK	FORD GT40	97	5:24:37.337	9 Laps	2 Laps	21 2:40.327 157.3
	13 4	SCHWARTZ / PLEIMES / NEWALL	FORD GT40	94	5:43:05.751	12 Laps	3 Laps	42 2:48.042 150.0
	14 3	DITTING / HANCOCK	FORD GT40	93	5:42:05.092	13 Laps	1 Lap	78 2:44.498 153.3
	15 98	FARLEY / VAN DE POELE	FORD GT40	91	5:07:00.830	15 Laps	2 Laps	21 2:41.675 156.0
	16 18	TILLEY / GRIFFITHS / HILL	FORD GT40	78	4:46:41.184	28 Laps	13 Laps	39 2:42.727 154.9
	17 12	GRIESEMANN / GRIESEMANN	FORD GT40	68	3:42:53.134	38 Laps	10 Laps	25 2:42.977 154.7
	18 35	BIRCH / BURKE	FORD GT40	59	3:40:01.203	47 Laps	9 Laps	21 2:40.821 156.8
	19 1	WRIGHT / WOLFE / GANS	FORD GT40	12	38:25.873	94 Laps	47 Laps	7 2:53.697 145.2
				Fastest Lap: AHLERS Keith, 3:01.252 (Lap 94, 139.1 Kph)				
11	1 129	AHLERS / BELLINGER / BOCK	MORGAN Plus 4 Super Sports	99	5:43:36.446		94	3:01.252 139.1
	2 165	BATES / BATES	PORSCHE 911	99	5:43:52.162	15.716	15.716	86 3:02.541 138.1
	3 66	WOS / YOOL	TURNER MKII	97	5:43:27.265	2 Laps	2 Laps	76 3:06.206 135.4
	4 32	BRANDT / BRANDT	TVR Grantura MK III	94	5:40:24.664	5 Laps	3 Laps	19 3:13.584 130.2
	5 55	DE CRAENE / DE CRAENE	PORSCHE 911	88	5:42:37.940	11 Laps	6 Laps	19 3:22.452 124.5
	6 37	MARTENS / VAN ELDEREN / FICK	PORSCHE 911	88	5:43:23.985	11 Laps	46.045	38 3:04.784 136.5
	7 111	HERREMAN / HERREMAN	MG MGB	85	5:43:47.251	14 Laps	3 Laps	39 3:19.345 126.5
	8 16	SMITH / ROWLEY	GILBERN 1800GT	71	5:42:05.415	28 Laps	14 Laps	27 3:22.302 124.6
	9 619	TALWAR / HADFIELD	PORSCHE 911	61	5:44:05.573	38 Laps	10 Laps	13 3:17.304 127.8
	10 149	FORRIER / HINDRYCKX / MORTREU	MG MGB	52	5:42:45.559	47 Laps	9 Laps	48 3:17.219 127.8
	11 53	COLL / MAC	PORSCHE 911	14	47:07.566	85 Laps	38 Laps	12 3:08.623 133.7
	12 511	KING / MOGRIDGE / HALES	TRIUMPH TR4	12	44:13.985	87 Laps	2 Laps	11 3:21.784 125.0
	13 91	SCHAMSCHULA / SCHELLONG / HENKE	TRIUMPH TR4	7	1:33:47.862	92 Laps	5 Laps	5 3:27.371 121.6
				Fastest Lap: GRAF VON FABER-CASTELL Charles, 2:50.021 (Lap 43, 148.3 Kph)				
12	1 45	KOLB / KOLB / STIPPLER	SHELBY Cobra	102	5:42:58.356		36	2:50.714 147.7
	2 188	OSBORNE / SMITH / WARD	JAGUAR E Type	101	5:42:32.303	1 Lap	1 Lap	95 2:54.487 144.5
	3 39	SMITH / CLARK / MITCHELL	JAGUAR E Type Lightweight	101	5:43:10.006	1 Lap	37.703	24 2:50.345 148.0
	4 169	GRAF VON FABER-CASTELL / NEWALL	SHELBY Cobra Daytona	100	5:42:04.920	2 Laps	1 Lap	43 2:50.021 148.3
	5 42	KÖNIG / KÖNIG / VERZIJLBERGEN	JAGUAR E Type	100	5:42:11.495	2 Laps	6.575	90 2:53.532 145.3
	6 73	SELDERS / REUBEN	TVR Griffith 200	99	5:43:14.019	3 Laps	1 Lap	41 2:55.580 143.6
	7 77	GREENHALGH / GREENHALGH / GREENHALGH	SHELBY Cobra	98	5:43:03.937	4 Laps	1 Lap	40 2:59.538 140.4

■ Not Started

17 DESANTIS / HINTON

PORSCHE 911 SWB



1-Spa Six Hours Endurance

SPA SIX HOURS


Race

Final Classification by Class

No Drivers	Team	Car	Laps	Total Time	Gap	Best Lap		
						Lap	Time	Kph
8 54 ZUMSTEIN / HAURI		AUSTIN HEALEY 3000 Mk2	96	5:42:27.186	6 Laps 2 Laps	33	3:02.132	138.4
9 200 BERCHON / DA ROCHA		JAGUAR E Type	96	5:44:25.015	6 Laps 1:57.829	13	2:59.656	140.3
10 9 FRIEDRICHS / FRIEDRICHS / HADFIELD		ASTON MARTIN DB4 GT DP214	95	5:43:25.553	7 Laps 1 Lap	34	2:52.842	145.9
11 49 GRAY / GRAY		JAGUAR E Type	94	5:26:41.365	8 Laps 1 Lap	20	2:59.312	140.6
12 31 MILLE / SCEMAMA / OFFEL DE VILLAUCOURT		JAGUAR E Type	89	5:05:26.479	13 Laps 5 Laps	43	2:53.413	145.4
13 352 KONSBRUCK / VERMAST / PICHONNIER		SHELBY Mustang GT 350	81	5:45:36.578	21 Laps 8 Laps	28	2:59.565	140.4
14 72 SLEEP / WYKEHAM / MONTGOMERY		FORD Shelby Mustang 350 GT	78	5:42:09.732	24 Laps 3 Laps	22	2:59.257	140.7
15 186 SMITHIES / CLARKSON / PANGBORN		SHELBY Cobra Daytona	65	3:42:52.828	37 Laps 13 Laps	25	2:58.049	141.6
16 22 HAMUNEN / LAINE / ENQVIST		FORD Shelby Mustang 350 GT	65	5:40:13.584	37 Laps 7:20.756	12	3:04.668	136.5
17 232 FLOECK / DORNIER / VAN HOOYDONK		FORD Shelby Mustang 350 GT	58	3:26:03.044	44 Laps 7 Laps	38	3:06.275	135.4
18 62 GERMAIN / DARLEY / REUBEN		TVR Griffith 200	33	1:56:13.250	69 Laps 25 Laps	25	2:56.894	142.5
19 44 THORNE / BENNETT-BAGGS / TODD		AUSTIN HEALEY 3000	25	1:24:02.570	77 Laps 8 Laps	23	3:02.418	138.2
20 144 POCHCIOL / POCHCIOL / HANSON		SHELBY Cobra Daytona Coupe	17	1:37:27.024	85 Laps 8 Laps	13	2:57.162	142.3
21 104 DE CHANTÉRAC / DA ROCHA		AUSTIN HEALEY 3000 MK2						
Not Started								
888 DAVISON / WHITTAKER / GREENSALL		TVR Griffiths						
			Fastest Lap: NISTORICA Ciprian, 3:03.207 (Lap 34, 137.6 Kph)					
7 1 61 NISTORICA / WILLIAMS / PRIMROSE		JAGUAR E Type	93	5:43:52.194		34	3:03.207	137.6
			Fastest Lap: PEDERSEN Palle Birkelund, 2:49.812 (Lap 44, 148.5 Kph)					
S 1 28 BORDET / BORDET		MARCOS 1800 GT	98	5:43:41.725		34	3:02.801	137.9
2 2 PEDERSEN / KJAERGAARD / WEISS		GINETTA G4R	72	4:01:51.221	26 Laps 26 Laps	44	2:49.812	148.5

Published at:

Stewards Ronald BARBIERE, Chairman Alexandre MAGIS Etienne MASSILLON		Timekeeper Alberto Estébanez
--	--	--




1-Spa Six Hours Endurance

SPA SIX HOURS

Race

Final Classification by Group

No Drivers		Team	Car	Laps	Total Time	Gap	Best Lap		Kph
GTP				Fastest Lap: FRANCHITTI Dario, 2:39.343 (Lap 103, 158.2 Kph)					
1	41	FRANCHITTI / FRANCHITTI / LOTTERER	FORD GT40	106	5:41:57.985		103	2:39.343	158.2
2	8	HART / HART / PASTORELLI	FORD GT40	105	5:43:21.411	1 Lap	1 Lap	43	2:41.304
3	6	PEARSON / BRUNDLE / HARRIS	FORD GT40	104	5:42:52.499	2 Laps	1 Lap	25	2:43.505
4	10	SANCHEZ / SALEWSKY / FUNKE	FORD GT40	104	5:43:04.822	2 Laps	12.323	36	2:41.601
5	21	BRYANT / TWYMAN / KEEN	FORD GT40	104	5:43:15.096	2 Laps	10.274	34	2:45.749
6	11	WAKEMAN / SMITH / GRANT-PETERKIN	FORD GT40	104	5:44:42.962	2 Laps	1:27.866	42	2:46.737
7	194	MACEDO SILVA / MONROY	FORD GT40 Roadster	103	5:43:23.669	3 Laps	1 Lap	26	2:47.885
8	25	WOOD / NUTHALL / LYONS	FORD GT40	102	5:39:18.422	4 Laps	1 Lap	96	2:43.474
9	7	MEINS / LILLINGSTON PRICE / HUFF	FORD GT40	102	5:41:58.509	4 Laps	2:40.087	95	2:40.904
10	36	LYNN / LYNN / HADDON	FORD GT40	102	5:42:05.614	4 Laps	7.105	92	2:43.512
11	14	SANZ DE ACEDO / RAWE / THORNE	FORD GT40	99	5:41:59.289	7 Laps	3 Laps	89	2:50.436
12	28	BORDET / BORDET	MARCOS 1800 GT	98	5:43:41.725	8 Laps	1 Lap	34	3:02.801
13	30	GRAF VON OEYNHAUSEN / VERDONCK	FORD GT40	97	5:24:37.337	9 Laps	1 Lap	21	2:40.327
14	4	SCHWARTZ / PLEIMES / NEWALL	FORD GT40	94	5:43:05.751	12 Laps	3 Laps	42	2:48.042
15	3	DITTING / HANCOCK	FORD GT40	93	5:42:05.092	13 Laps	1 Lap	78	2:44.498
16	98	FARLEY / VAN DE POELE	FORD GT40	91	5:07:00.830	15 Laps	2 Laps	21	2:41.675
17	18	TILLEY / GRIFFITHS / HILL	FORD GT40	78	4:46:41.184	28 Laps	13 Laps	39	2:42.727
18	2	PEDERSEN / KJAERGAARD / WEISS	GINETTA G4R	72	4:01:51.221	34 Laps	6 Laps	44	2:49.812
19	12	GRIESEMANN / GRIESEMANN	FORD GT40	68	3:42:53.134	38 Laps	4 Laps	25	2:42.977
20	35	BIRCH / BURKE	FORD GT40	59	3:40:01.203	47 Laps	9 Laps	21	2:40.821
21	1	WRIGHT / WOLFE / GANS	FORD GT40	12	38:25.873	94 Laps	47 Laps	7	2:53.697
GTS				Fastest Lap: GRAF VON FABER-CASTELL Charles, 2:50.021 (Lap 43, 148.3 Kph)					
1	40	SHEDDEN / BARKER / BUTCHER	LOTUS Elan 26R	105	5:43:25.188		100	2:50.651	147.8
2	43	GOMES / CLARIDGE / DENTY	LOTUS Elan	102	5:42:08.278	3 Laps	3 Laps	92	2:53.077
3	45	KOLB / KOLB / STIPLER	SHELBY Cobra	102	5:42:58.356	3 Laps	50.078	36	2:50.714
4	135	REYNOLDS / QUINTERO / THOMAS	LOTUS Elan 26R	101	5:42:11.952	4 Laps	1 Lap	43	2:55.611
5	188	OSBORNE / SMITH / WARD	JAGUAR E Type	101	5:42:32.303	4 Laps	20.351	95	2:54.487
6	39	SMITH / CLARK / MITCHELL	JAGUAR E Type Lightweight	101	5:43:10.006	4 Laps	37.703	24	2:50.345
7	15	BUHOFER / WILLIS / FRIEDRICHS	LOTUS Elan 26R	101	5:43:28.802	4 Laps	18.796	43	2:58.095
8	169	GRAF VON FABER-CASTELL / NEWALL	SHELBY Cobra Daytona	100	5:42:04.920	5 Laps	1 Lap	43	2:50.021
9	42	KÖNIG / KÖNIG / VERZIJLBERGEN	JAGUAR E Type	100	5:42:11.495	5 Laps	6.575	90	2:53.532
10	69	EYEARS / STRETTON / MORRIS	LOTUS 26R	99	5:42:08.782	6 Laps	1 Lap	90	2:55.394
11	73	SELDERS / REUBEN	TVR Griffith 200	99	5:43:14.019	6 Laps	1:05.237	41	2:55.580
12	129	AHLERS / BELLINGER / BOCK	MORGAN Plus 4 Super Sports	99	5:43:36.446	6 Laps	22.427	94	3:01.252
13	165	BATES / BATES	PORSCHE 911	99	5:43:52.162	6 Laps	15.716	86	3:02.541
14	46	BOURIEZ / MILLE /	LOTUS Elan 26R	98	5:42:29.133	7 Laps	1 Lap	77	3:03.500
15	77	GREENHALGH / GREENHALGH / GREENHALGH	SHELBY Cobra	98	5:43:03.937	7 Laps	34.804	40	2:59.538
16	66	WOS / YOOL	TURNER MKII	97	5:43:27.265	8 Laps	1 Lap	76	3:06.206
17	54	ZUMSTEIN / HAURI	AUSTIN HEALEY 3000 Mk2	96	5:42:27.186	9 Laps	1 Lap	33	3:02.132
18	200	BERCHON / DA ROCHA	JAGUAR E Type	96	5:44:25.015	9 Laps	1:57.829	13	2:59.656
19	9	FRIEDRICHS / FRIEDRICHS / HADFIELD	ASTON MARTIN DB4 GT DP214	95	5:43:25.553	10 Laps	1 Lap	34	2:52.842
20	49	GRAY / GRAY	JAGUAR E Type	94	5:26:41.365	11 Laps	1 Lap	20	2:59.312
21	32	BRANDT / BRANDT	TVR Grantura MK III	94	5:40:24.664	11 Laps	3:43.299	19	3:13.584
22	61	NISTORICA / WILLIAMS / PRIMROSE	JAGUAR E Type	93	5:43:52.194	12 Laps	1 Lap	34	3:03.207
23	52	LAMBILLIOTTE / LAMBILLIOTTE	LOTUS Elan	92	5:44:24.477	13 Laps	1 Lap	41	3:04.169
24	31	MILLE / SCEMAMA / OFFEL DE VILLAUCOURT	JAGUAR E Type	89	5:05:26.479	16 Laps	3 Laps	43	2:53.413
25	55	DE CRAENE / DE CRAENE	PORSCHE 911	88	5:42:37.940	17 Laps	1 Lap	19	3:22.452
26	37	MARTENS / VAN ELDEREN / FICK	PORSCHE 911	88	5:43:23.985	17 Laps	46.045	38	3:04.784
27	111	HERREMAN / HERREMAN	MG MGB	85	5:43:47.251	20 Laps	3 Laps	39	3:19.345
28	352	KONSBRUCK / VERMAST / PICHONNIER	SHELBY Mustang GT 350	81	5:45:36.578	24 Laps	4 Laps	28	2:59.565
29	24	GRAF VON WEDEL / GRAF VON WEDEL / GRAF VON WEDEL	LOTUS Elan	80	4:31:08.025	25 Laps	1 Lap	43	2:54.441
30	72	SLEEP / WYKEHAM / MONTGOMERY	FORD Shelby Mustang 350 GT	78	5:42:09.732	27 Laps	2 Laps	22	2:59.257
31	5	JOEBSTL / MCDONALD / HALL	LOTUS Elan 26R	76	4:21:56.312	29 Laps	2 Laps	34	2:57.648
32	16	SMITH / ROWLEY	GILBERN 1800GT	71	5:42:05.415	34 Laps	5 Laps	27	3:22.302
33	186	SMITHIES / CLARKSON / PANGBORN	SHELBY Cobra Daytona	65	3:42:52.828	40 Laps	6 Laps	25	2:58.049
34	22	HAMUNEN / LAINE / ENQVIST	FORD Shelby Mustang 350 GT	65	5:40:13.584	40 Laps	7:20.756	12	3:04.668
35	619	TALWAR / HADFIELD	PORSCHE 911	61	5:44:05.573	44 Laps	4 Laps	13	3:17.304
36	232	FLOECK / DORNIER / VAN HOODYONK	FORD Shelby Mustang 350 GT	58	3:26:03.044	47 Laps	3 Laps	38	3:06.275
37	149	FORRIER / HINDRYCKX / MORTREU	MG MGB	52	5:42:45.559	53 Laps	6 Laps	48	3:17.219
38	23	HYETT / HYETT	LOTUS Elan 26R	42	2:26:00.972	63 Laps	10 Laps	35	2:58.538
39	62	GERMAIN / DARLEY / REUBEN	TVR Griffith 200	33	1:56:13.250	72 Laps	9 Laps	25	2:56.894
40	44	THORNE / BENNETT-BAGGS / TODD	AUSTIN HEALEY 3000	25	1:24:02.570	80 Laps	8 Laps	23	3:02.418
41	144	POCHCIOL / POCHCIOL / HANSON	SHELBY Cobra Daytona Coupe	17	1:37:27.024	88 Laps	8 Laps	13	2:57.162
42	53	COLL / MAC	PORSCHE 911	14	47:07.566	91 Laps	3 Laps	12	3:08.623
43	511	KING / MOGRIDGE / HALES	TRIUMPH TR4	12	44:13.985	93 Laps	2 Laps	11	3:21.784
44	91	SCHAMSCHULA / SCHELLONG / HENKE	TRIUMPH TR4	7	1:33:47.862	98 Laps	5 Laps	5	3:27.371




1-Spa Six Hours Endurance SPA SIX HOURS Race

Final Classification by Group

No Drivers	Team	Car	Laps	Total Time	Gap	Best Lap	
						Lap	Time Kph
45 48 TOOMS / SEVADJIAN / ROWE		LOTUS Elan 26R					
46 104 DE CHANTÉRAC / DA ROCHA		AUSTIN HEALEY 3000 MK2					
Not Started							
888 DAVISON / WHITTAKER / GREENSALL		TVR Griffiths					
17 DESANTIS / HINTON		PORSCHE 911 SWB					
TC			Fastest Lap: MEEUWISSEN Jac, 2:56.839 (Lap 25, 142.6 Kph)				
1 79 VAN LANSCHOT / LE BLANC / WILLS		FORD Falcon	99	5:42:47.219		78	3:03.195 137.6
2 64 KELLEN / MUNHOWEN / SCHILTZ		FORD Mustang	98	5:42:29.837	1 Lap	1 Lap	35 3:00.510 139.7
3 616 ADRIAANS / ADRIAANS / VAN LIESHOUT		FORD Mustang Notchback	98	5:43:07.411	1 Lap	37.574	32 3:02.420 138.2
4 101 MEEUWISSEN / JANSEN / MEEUWISSEN		FORD Mustang	98	5:43:14.855	1 Lap	7.444	25 2:56.839 142.6
5 33 DICHTER / SCHMITZ / WAGNER		FORD Mustang	89	5:40:07.579	10 Laps	9 Laps	82 3:04.897 136.4
6 27 FRANKEL / TURRAL / FRANKEL		FORD Falcon Spirit	82	5:43:13.295	17 Laps	7 Laps	78 3:06.989 134.8
7 110 OWEN / KING / COOKE		FORD Galaxie 500XL	80	5:44:18.397	19 Laps	2 Laps	27 3:23.903 123.7
8 100 GEORGI / ICKX / WEINZIERL		FORD 1964 Falcon Sprint	41	2:25:30.198	58 Laps	39 Laps	35 3:01.603 138.8
9 19 KERKHOF / GEERAERTS / MOORTGAT		FORD Mustang Mk1	28	1:35:04.908	71 Laps	13 Laps	26 3:05.028 136.3
10 202 DE WEERDT / BRANCKAERTS / KABERGS		FORD Mustang	19	1:13:57.975	80 Laps	9 Laps	13 3:16.141 128.6

Published at:

Stewards Ronald BARBIERE, Chairman Alexandre MAGIS Etienne MASSILLON			Timekeeper Alberto Estébanez
--	--	--	--




1-Spa Six Hours Endurance

SPA SIX HOURS

Race

Provisional Classification by Driver Fastest Lap

No	Team	Car	Class	Driver	Time Lap	Total	Gap	Kph	
1	41	FORD GT40	+	Dario FRANCHITTI	2:39.343	103	106	158.2	
2	30	FORD GT40	+	Marcus GRAF VON OEYENHAUSEN	2:40.327	21	97	0.984 0.984	157.3
3	35	FORD GT40	+	Michael BIRCH	2:40.821	21	59	1.478 0.494	156.8
4	7	FORD GT40	+	Richard MEINS	2:40.904	95	102	1.561 0.083	156.7
5	8	FORD GT40	+	David HART	2:41.304	43	105	1.961 0.400	156.3
6	10	FORD GT40	+	Luco SANCHEZ	2:41.601	36	104	2.258 0.297	156.0
7	98	FORD GT40	+	James FARLEY	2:41.675	21	91	2.332 0.074	156.0
8	18	FORD GT40	+	Kyle TILLEY	2:42.727	39	78	3.384 1.052	154.9
9	12	FORD GT40	+	Björn GRIESEMANN	2:42.977	25	68	3.634 0.250	154.7
10	25	FORD GT40	+	Tony WOOD	2:43.474	96	102	4.131 0.497	154.2
11	6	FORD GT40	+	Gary PEARSON	2:43.505	25	104	4.162 0.031	154.2
12	36	FORD GT40	+	Shaun LYNN	2:43.512	92	101	4.169 0.007	154.2
13	3	FORD GT40	+	Nikolaus DITTING	2:44.498	78	93	5.155 0.986	153.3
14	21	FORD GT40	+	Oliver BRYANT	2:45.749	34	104	6.406 1.251	152.1
15	11	FORD GT40	+	Frederic WAKEMAN	2:46.737	42	104	7.394 0.988	151.2
16	194	FORD GT40 Roadster	+	Pedro MACEDO SILVA	2:47.885	26	103	8.542 1.148	150.2
17	4	FORD GT40	+	Christophe SCHWARTZ	2:48.042	42	94	8.699 0.157	150.0
18	2	GINETTA G4R	s	Palle Birkelund PEDERSEN	2:49.812	44	72	10.469 1.770	148.5
19	169	SHELBY Cobra Daytona	12	Charles GRAF VON FABER-CASTELL	2:50.021	43	100	10.678 0.209	148.3
20	39	JAGUAR E Type Lightweight	12	Andrew SMITH	2:50.345	24	101	11.002 0.324	148.0
21	14	FORD GT40	+	Xavier SANZ DE ACEDO	2:50.436	89	99	11.093 0.091	147.9
22	40	LOTUS Elan 26R	10	Gordon SHEDDEN	2:50.651	100	105	11.308 0.215	147.8
23	45	SHELBY Cobra	12	Alexander KOLB	2:50.714	36	102	11.371 0.063	147.7
24	9	ASTON MARTIN DB4 GT DP214	12	Wolfgang FRIEDRICH	2:52.842	34	95	13.499 2.128	145.9
25	43	LOTUS Elan	10	Gonçalo GOMES	2:53.077	92	102	13.734 0.235	145.7
26	31	JAGUAR E Type	12	Armand MILLE	2:53.413	43	89	14.070 0.336	145.4
27	42	JAGUAR E Type	12	Stephan KÖNIG	2:53.532	90	100	14.189 0.119	145.3
28	1	FORD GT40	+	Jason WRIGHT	2:53.697	7	12	14.354 0.165	145.2
29	24	LOTUS Elan	10	Lando GRAF VON WEDEL	2:54.441	43	80	15.098 0.744	144.5
30	188	JAGUAR E Type	12	Steve OSBORNE	2:54.487	95	101	15.144 0.046	144.5
31	69	LOTUS 26R	10	Martin EYEARS	2:55.394	90	99	16.051 0.907	143.8
32	73	TVR Griffith 200	12	Kees SELDERS	2:55.580	41	99	16.237 0.186	143.6
33	135	LOTUS Elan 26R	10	Peter REYNOLDS	2:55.611	43	101	16.268 0.031	143.6
34	101	FORD Mustang	10	Jac MEEUWISSEN	2:56.839	25	98	17.496 1.228	142.6
35	62	TVR Griffith 200	12	Christophe GERMAIN	2:56.894	25	33	17.551 0.055	142.5
36	144	SHELBY Cobra Daytona Coupe	12	Paul POCHCIOL	2:57.162	13	17	17.819 0.268	142.3
37	5	LOTUS Elan 26R	10	Stephan JOEBSTL	2:57.648	34	76	18.305 0.486	141.9
38	186	SHELBY Cobra Daytona	12	David SMITHIES	2:58.049	25	65	18.706 0.401	141.6
39	15	LOTUS Elan 26R	10	Philipp BUHOFER	2:58.095	43	101	18.752 0.046	141.6
40	23	LOTUS Elan 26R	10	Ross HYETT	2:58.538	35	42	19.195 0.443	141.2
41	72	FORD Shelby Mustang 350 GT	12	Nick SLEEP	2:59.257	22	78	19.914 0.719	140.7
42	49	JAGUAR E Type	12	Michael GRAY	2:59.312	20	94	19.969 0.055	140.6
43	77	SHELBY Cobra	12	Robin GREENHALGH	2:59.538	40	98	20.195 0.226	140.4
44	352	SHELBY Mustang GT 350	12	DAVID KONSBRUCK	2:59.565	28	81	20.222 0.027	140.4
45	200	JAGUAR E Type	12	Sébastien BERCHON	2:59.656	13	96	20.313 0.091	140.3
46	64	FORD Mustang	10	Bob KELLEN	3:00.510	35	98	21.167 0.854	139.7
47	129	MORGAN Plus 4 Super Sports	11	Keith AHLERS	3:01.252	94	99	21.909 0.742	139.1
48	100	FORD 1964 Falcon Sprint	10	Bernd GEORGI	3:01.603	35	41	22.260 0.351	138.8
49	54	AUSTIN HEALEY 3000 Mk2	12	Philipp ZUMSTEIN	3:02.132	33	96	22.789 0.529	138.4
50	44	AUSTIN HEALEY 3000	12	Mike THORNE	3:02.418	23	25	23.075 0.286	138.2
51	616	FORD Mustang Notchback	10	Sam ADRIAANS	3:02.420	32	98	23.077 0.002	138.2
52	165	PORSCHE 911	11	Mark BATES	3:02.541	86	99	23.198 0.121	138.1
53	28	MARCOS 1800 GT	s	Pierre-Etienne BORDET	3:02.801	34	98	23.458 0.260	137.9
54	79	FORD Falcon	10	Christiaan VAN LANSCHOT	3:03.195	78	99	23.852 0.394	137.6
55	61	JAGUAR E Type	7	Ciprian NISTORICA	3:03.207	34	93	23.864 0.012	137.6
56	46	LOTUS Elan 26R	10	Christian BOURIEZ	3:03.500	77	98	24.157 0.293	137.4
57	52	LOTUS Elan	10	Philippe LAMBILLIOTTE	3:04.169	41	92	24.826 0.669	136.9
58	22	FORD Shelby Mustang 350 GT	12	Henry HAMUNEN	3:04.668	12	65	25.325 0.499	136.5
59	37	PORSCHE 911	11	Xavier MARTENS	3:04.784	38	88	25.441 0.116	136.5
60	33	FORD Mustang	10	Claude DICHTER	3:04.897	82	89	25.554 0.113	136.4
61	19	FORD Mustang Mk1	10	Ludo KERKHOF	3:05.028	26	28	25.685 0.131	136.3
62	66	TURNER MKII	11	Luke WOS	3:06.206	76	97	26.863 1.178	135.4
63	232	FORD Shelby Mustang 350 GT	12	Stefan FLOECK	3:06.275	38	58	26.932 0.069	135.4
64	27	FORD Falcon Spirit	10	Richard FRANKEL	3:06.989	78	82	27.646 0.714	134.8
65	53	PORSCHE 911	11	Christian COLL	3:08.623	12	14	29.280 1.634	133.7
66	32	TVR Grantura MK III	11	Florian Nicolai BRANDT	3:13.584	19	94	34.241 4.961	130.2
67	202	FORD Mustang	10	Emiel DE WEERDT	3:16.141	13	19	36.798 2.557	128.6
68	149	MG MGB	11	Didier FORRIER	3:17.219	48	52	37.876 1.078	127.8




1-Spa Six Hours Endurance

SPA SIX HOURS

Race

Provisional Classification by Driver Fastest Lap

No	Team	Car	Class	Driver	Time Lap	Total	Gap	Kph
69	619	PORSCHE 911	11	Sanjay TALWAR	3:17.304	13	61	37.961
70	111	MG MGB	11	Arnold HERREMAN	3:19.345	39	85	40.002
71	511	TRIUMPH TR4	11	Nicholas KING	3:21.784	11	12	42.441
72	16	GILBERN 1800GT	11	David SMITH	3:22.302	27	71	42.959
73	55	PORSCHE 911	11	Philippe DE CRAENE	3:22.452	19	88	43.109
74	110	FORD Galaxie 500XL	10	Richard OWEN	3:23.903	27	80	44.560
75	91	TRIUMPH TR4	11	Stephan SCHAMSCHULA	3:27.371	5	7	48.028
76	1	FORD GT40	+	Andrew WOLFE				
77	1	FORD GT40	+	Michael GANS				
78	2	GINETTA G4R	s	Nicolai Torsland KJAERGAARD				
79	2	GINETTA G4R	s	Alexander WEISS				
80	3	FORD GT40	+	Samuel HANCOCK				
81	4	FORD GT40	+	Alexander PLEIMES				
82	4	FORD GT40	+	Andrew NEWALL				
83	5	LOTUS Elan 26R	10	Rob HALL				
84	5	LOTUS Elan 26R	10	George MCDONALD				
85	6	FORD GT40	+	Alex BRUNDLE				
86	6	FORD GT40	+	Chris HARRIS				
87	7	FORD GT40	+	Chris LILLINGSTON PRICE				
88	7	FORD GT40	+	Rob HUFF				
89	8	FORD GT40	+	Nicky PASTORELLI				
90	8	FORD GT40	+	Olivier HART				
91	9	ASTON MARTIN DB4 GT DP214	12	Paul FRIEDRICH				
92	9	ASTON MARTIN DB4 GT DP214	12	Simon HADFIELD				
93	10	FORD GT40	+	Nick SALEWSKY				
94	10	FORD GT40	+	Michael FUNKE				
95	11	FORD GT40	+	Andrew SMITH				
96	11	FORD GT40	+	Mike GRANT-PETERKIN				
97	12	FORD GT40	+	Georg GRIESEMANN				
98	14	FORD GT40	+	Robert RAWE				
99	14	FORD GT40	+	Mike THORNE				
100	15	LOTUS Elan 26R	10	Andy WILLIS				
101	15	LOTUS Elan 26R	10	Rüdiger FRIEDRICH				
102	16	GILBERN 1800GT	11	Iain ROWLEY				
103	17	PORSCHE 911 SWB	11	Dean DESANTIS				
104	17	PORSCHE 911 SWB	11	David HINTON				
105	18	FORD GT40	+	Miles GRIFFITHS				
106	18	FORD GT40	+	Jake HILL				
107	19	FORD Mustang Mk1	10	Luc MOORTGAT				
108	19	FORD Mustang Mk1	10	EDWIN GEERAERTS				
109	21	FORD GT40	+	Joe TWYMAN				
110	21	FORD GT40	+	Phil KEEN				
111	22	FORD Shelby Mustang 350 GT	12	Mika LAINE				
112	22	FORD Shelby Mustang 350 GT	12	Jonni ENQVIST				
113	23	LOTUS Elan 26R	10	Charlie HYETT				
114	24	LOTUS Elan	10	Alexis GRAF VON WEDEL				
115	24	LOTUS Elan	10	Christian GRAF VON WEDEL				
116	25	FORD GT40	+	William NUTHALL				
117	25	FORD GT40	+	Michael LYONS				
118	27	FORD Falcon Spirit	10	Geoffrey TURRAL				
119	27	FORD Falcon Spirit	10	Louis FRANKEL				
120	28	MARCOS 1800 GT	s	Emeric BORDET				
121	30	FORD GT40	+	Nico VERDONCK				
122	31	JAGUAR E Type	12	Yves SCEMAMA				
123	31	JAGUAR E Type	12	Charles OFFEL DE VILLAUCOURT				
124	32	TVR Grantura MK III	11	Julius Laurentius BRANDT				
125	33	FORD Mustang	10	Max SCHMITZ				
126	33	FORD Mustang	10	Donny WAGNER				
127	35	FORD GT40	+	Darren BURKE				
128	36	FORD GT40	+	Maxwell LYNN				
129	36	FORD GT40	+	Andrew HADDON				
130	37	PORSCHE 911	11	Bas VAN ELDEREN				
131	37	PORSCHE 911	11	Floris FICK				
132	39	JAGUAR E Type Lightweight	12	John CLARK				
133	39	JAGUAR E Type Lightweight	12	Ben MITCHELL				
134	40	LOTUS Elan 26R	10	Rory BUTCHER				
135	40	LOTUS Elan 26R	10	Ben BARKER				
136	41	FORD GT40	+	Marino FRANCHITTI				




1-Spa Six Hours Endurance

SPA SIX HOURS

Race

Provisional Classification by Driver Fastest Lap

No	Team	Car	Class	Driver	Time Lap	Total	Gap	Kph
137	41	FORD GT40	+	André LOTTERER				
138	42	JAGUAR E Type	12	Philipp KÖNIG				
139	42	JAGUAR E Type	12	David VERZIJLBERGEN				
140	43	LOTUS Elan	10	James CLARIDGE				
141	43	LOTUS Elan	10	James DENTY				
142	44	AUSTIN HEALEY 3000	12	Sarah BENNETT-BAGGS				
143	44	AUSTIN HEALEY 3000	12	Johnny TODD				
144	45	SHELBY Cobra	12	Vincent KOLB				
145	45	SHELBY Cobra	12	Frank STIPPLER				
146	46	LOTUS Elan 26R	10					
147	46	LOTUS Elan 26R	10	Armand MILLE				
148	48	LOTUS Elan 26R	10	Paul TOOMS				
149	48	LOTUS Elan 26R	10	Edward SEVADJIAN				
150	48	LOTUS Elan 26R	10	Robert ROWE				
151	49	JAGUAR E Type	12	Kallum GRAY				
152	52	LOTUS Elan	10	Antoine LAMBILLIOTTE				
153	53	PORSCHE 911	11	Mikkel MAC				
154	54	AUSTIN HEALEY 3000 Mk2	12	Marc HAURI				
155	55	PORSCHE 911	11	Dorsan DE CRAENE				
156	61	JAGUAR E Type	7	Grant WILLIAMS				
157	61	JAGUAR E Type	7	Neil PRIMROSE				
158	62	TVR Griffith 200	12	Antoine DARLEY				
159	62	TVR Griffith 200	12	Nigel REUBEN				
160	64	FORD Mustang	10	Yann MUNHOWEN				
161	64	FORD Mustang	10	Max SCHILTZ				
162	66	TURNER MKII	11	Andrew YOOL				
163	69	LOTUS 26R	10	Amanda STRETTON				
164	69	LOTUS 26R	10	Ed MORRIS				
165	72	FORD Shelby Mustang 350 GT	12	Joel WYKEHAM				
166	72	FORD Shelby Mustang 350 GT	12	Alex MONTGOMERY				
167	73	TVR Griffith 200	12	Nigel REUBEN				
168	77	SHELBY Cobra	12	Alan GREENHALGH				
169	77	SHELBY Cobra	12	Jerome GREENHALGH				
170	79	FORD Falcon	10	Roger WILLS				
171	79	FORD Falcon	10	Karsten LE BLANC				
172	91	TRIUMPH TR4	11	Michael SCHELLONG				
173	91	TRIUMPH TR4	11	Christian HENKE				
174	98	FORD GT40	+	Eric VAN DE POELE				
175	100	FORD 1964 Falcon Sprint	10	Vanina ICKX				
176	100	FORD 1964 Falcon Sprint	10	Albert WEINZIERL				
177	101	FORD Mustang	10	Bas JANSEN				
178	101	FORD Mustang	10	Ties MEEUWISSEN				
179	104	AUSTIN HEALEY 3000 MK2	12	François DE CHANTÉRAC				
180	104	AUSTIN HEALEY 3000 MK2	12	Jérémy DA ROCHA				
181	110	FORD Galaxie 500XL	10	Simon KING				
182	110	FORD Galaxie 500XL	10	David COOKE				
183	111	MG MGB	11	Harold HERREMAN				
184	129	MORGAN Plus 4 Super Sports	11	James BELLINGER				
185	129	MORGAN Plus 4 Super Sports	11	Christian BOCK				
186	135	LOTUS Elan 26R	10	Daniel QUINTERO				
187	135	LOTUS Elan 26R	10	Julian THOMAS				
188	144	SHELBY Cobra Daytona Coupe	12	George POCHCIOL				
189	144	SHELBY Cobra Daytona Coupe	12	James HANSON				
190	149	MG MGB	11	Jurgen HINDRYCKX				
191	149	MG MGB	11	Louis MORTREU				
192	165	PORSCHE 911	11	James BATES				
193	169	SHELBY Cobra Daytona	12	Andrew NEWALL				
194	186	SHELBY Cobra Daytona	12	Christopher CLARKSON				
195	186	SHELBY Cobra Daytona	12	Mark PANGBORN				
196	188	JAGUAR E Type	12	Rob SMITH				
197	188	JAGUAR E Type	12	Chris WARD				
198	194	FORD GT40 Roadster	+	Jose MONROY				
199	200	JAGUAR E Type	12	José DA ROCHA				
200	202	FORD Mustang	10	Bjorn KABERGS				
201	202	FORD Mustang	10	Luc BRANCKAERTS				
202	232	FORD Shelby Mustang 350 GT	12	Cornelius DORNIER				
203	232	FORD Shelby Mustang 350 GT	12	Adrian VAN HOYDONK				
204	352	SHELBY Mustang GT 350	12	PHILIPPE VERMAST				



1-Spa Six Hours Endurance

SPA SIX HOURS

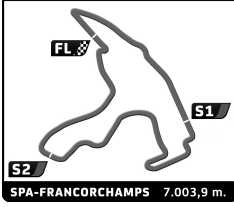
Race

Provisional Classification by Driver Fastest Lap

No	Team	Car	Class	Driver	Time Lap	Total	Gap	Kph
205	352	SHELBY Mustang GT 350	12	LAURENT PICHONNIER				
206	511	TRIUMPH TR4	11	Tim MOGRIDGE				
207	511	TRIUMPH TR4	11	Mark HALES				
208	616	FORD Mustang Notchback	10	Armand ADRIAANS				
209	616	FORD Mustang Notchback	10	Erwin VAN LIESHOUT				
210	619	PORSCHE 911	11	James HADFIELD				
211	888	TVR Griffiths	12	John DAVISON				
212	888	TVR Griffiths	12	Nigel GREENSALL				
213	888	TVR Griffiths	12	Michael WHITTAKER				

Published at:

Race Director Jean-Yves MUNSTERS	Timekeeper Alberto Estébanez 
--	---



1-Spa Six Hours Endurance

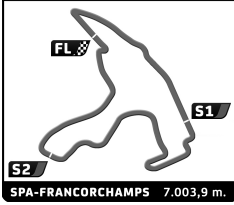
SPA SIX HOURS

Race

Lap Chart

		Lap																																	
No	Pos	Grid	1	2	3	4	5	6	7	8	9	10	11	12	13	14	15	16	17	18	19	20	21	22	23	24	25	26	27	28	29	30	31	32	
30	1	30	30	30	30	30	30	30	30	30	30	30	30	30	30	98	98	98	98	98	30	30	30	30	98	98	98	98	41	41	41	41	41	41	
6	2	6	98	98	98	98	98	98	98	98	98	98	98	98	98	30	30	30	30	30	98	98	98	98	98	98	98	41	41	30	98	98	98	30	
8	3	8	8	8	8	35	35	35	35	35	35	35	35	35	35	35	41	41	41	41	41	41	41	41	41	41	98	98	30	30	30	30	98	30	
21	4	21	35	35	35	8	8	8	41	41	41	41	41	41	41	41	35	35	35	35	35	35	35	35	35	35	35	35	35	35	35	35	35	10	
25	5	25	6	6	6	41	41	8	8	8	8	8	8	8	3	3	3	3	8	8	8	10	10	8	8	8	8	35	10	10	10	10	10	35	
10	6	10	21	21	21	6	6	6	6	3	3	3	3	3	8	8	8	6	6	6	6	6	6	10	10	10	10	8	8	12	8	8	8	6	
98	7	98	41	41	41	21	21	21	6	6	6	6	6	6	6	6	6	10	10	8	8	6	6	6	6	6	6	12	12	8	12	12	6	12	
7	8	7	10	10	10	10	10	10	3	21	21	21	21	21	21	21	21	3	12	12	12	12	12	12	12	12	12	6	6	6	6	6	12	8	
41	9	41	18	18	18	3	3	3	10	10	10	10	10	10	10	10	10	21	25	25	25	36	36	36	36	36	36	11	11	11	11	11	11	194	
18	10	18	25	25	25	18	18	12	12	12	12	12	12	12	12	12	12	12	11	11	36	11	11	11	11	11	11	194	194	194	194	194	45	45	
2	11	2	3	3	3	12	12	18	18	18	18	18	25	25	25	25	25	25	2	36	11	45	194	194	194	194	194	36	45	45	45	45	194	11	
12	12	12	12	12	12	25	25	25	25	25	25	25	18	18	18	18	18	18	36	194	194	194	194	45	45	45	45	45	169	169	169	169	39	39	
35	13	35	45	45	45	2	2	2	2	2	2	2	2	2	2	2	11	11	194	45	45	169	169	169	169	169	169	169	39	39	39	39	169	169	
1	14	1	2	2	2	45	45	45	45	1	1	36	11	11	11	11	2	2	45	2	169	40	39	39	39	39	39	39	2	2	2	2	2	2	
45	15	45	39	39	39	169	169	1	1	36	36	1	1	36	36	36	36	169	169	40	39	40	40	2	2	2	2	18	18	188	21	21	21	21	
40	16	40	169	169	169	1	1	36	36	45	45	11	36	45	45	194	194	194	40	39	2	2	2	2	2	2	18	18	18	7	31	24	188	188	
888	17	888	40	40	40	36	36	169	169	169	11	45	45	194	194	45	45	45	39	39	2	7	7	7	7	7	7	31	188	31	40	40	40	40	
3	18	3	1	1	1	40	40	11	11	169	169	169	169	169	169	169	169	188	188	188	188	188	188	188	188	188	31	31	188	24	21	24	24	24	
194	19	194	24	24	24	24	24	11	40	194	194	194	194	1	144	40	40	40	7	7	31	31	31	31	31	31	188	188	24	21	101	5	5	5	
24	20	24	36	36	36	144	144	144	144	144	144	144	144	144	144	40	40	40	39	39	9	31	31	9	9	9	9	24	21	101	40	101	101	101	
169	21	169	144	144	144	188	11	24	194	40	40	40	40	40	39	39	144	24	31	9	9	18	18	18	101	24	101	101	40	5	23	23	23	23	
39	22	39	188	188	188	11	194	194	24	24	24	24	24	24	24	24	24	188	101	101	101	101	101	101	101	101	5	5	40	5	64	64	64	64	
36	23	36	9	9	9	39	188	188	188	188	39	39	39	9	9	9	9	188	188	7	5	5	5	5	5	5	5	40	5	7	23	186	186	186	
73	24	73	53	53	53	9	9	9	9	9	9	188	188	188	188	9	9	7	9	186	64	5	21	200	64	64	186	21	64	64	186	25	25	25	
53	25	53	194	194	194	194	39	39	39	9	9	9	9	9	9	31	31	9	31	15	3	3	64	200	64	24	200	64	186	23	23	62	62	14	14
9	26	9	11	11	11	53	31	31	31	31	31	31	31	31	31	7	7	31	101	64	18	18	200	64	24	186	186	64	186	25	14	100	100		
79	27	79	165	165	165	101	101	101	101	101	101	101	101	7	101	101	101	5	200	200	15	24	186	23	23	23	23	62	62	14	100	73	77	77	
188	28	188	79	79	79	165	53	5	5	5	5	5	5	5	5	5	5	186	23	15	15	24	186	23	40	21	62	25	100	73	77	77	77		
4	29	4	101	101	101	31	5	64	64	64	64	64	5	5	186	186	186	15	21	186	186	186	23	21	21	21	62	14	14	14	73	77	31	31	
165	30	165	31	31	31	5	165	53	15	15	15	7	64	64	64	64	15	64	3	21	21	23	15	14	62	62	14	25	100	100	77	165	61	61	
144	31	144	5	5	5	77	77	15	53	352	186	15	186	186	15	15	64	200	24	24	24	14	14	62	14	14	100	100	36	73	69	31	165	135	
42	32	42	15	15	15	15	64	165	186	352	186	15	15	200	200	200	352	18	23	23	62	62	100	100	100	100	25	73	73	77	165	69	46	129	
69	33	69	77	77	77	64	15	352	352	53	7	352	352	352	352	352	352	23	352	14	14	100	100	77	77	25	73	77	36	61	61	69	46	46	
11	34	11	73	73	73	79	79	186	165	200	200	200	200	23	23	23	144	100	100	100	77	77	165	44	73	77	616	69	69	46	46	135	15	15	
23	35	23	64	64	64	22	352	22	79	79	53	23	23	23	165	100	100	100	165	165	62	3	165	79	25	77	616	42	616	165	129	135	129	36	
31	36	31	23	23	23	352	22	186	22	200	165	165	165	100	165	165	165	14	62	165	165	79	44	73	44	79	79	61	135	129	15	28	28	28	
101	37	101	69	69	69	23	23	23	23	7	23	53	22	22	79	14	14	14	79	79	79	79	44	73	79	79	165	165	46	15	15	28	18	18	
135	38	135	22	22	22	100	186	200	200	23	79	79	100	100	14	79	79	79	62	77	77	44	73	616	616	616	62	69	61	79	28	28	36	7	7
77	39	77	352	352	352	73	44	44	44	22	22	22	22	79	79	79	79	79	62	77	44	44	49	616	69	165	165	69	61	42	129	36	36	232	9
15	40	15	186	186	186	186	200	100	100	100	100	100	53	53	77	62	77	77	44	49	49	73	69	42	61	28	61	28	135	232	232	7	42	42	
5	41	5	135	135	135	44	100	69	7	44	44	44	73	14	44	44	44	49	73	73	616	42	61	42	69	28	46	46	4	7	7	18	66	66	
14	42	14	100	100	100	69	61	61	61	61	73	73	14	77	62	69	49	69	69	69	69	69	61	28	28	61	44	129	129	19	18	18	42	52	
186	43	186	200	200	200	200	73	7	69	73	77	77	77	77	44	69	49	69	69	73	616	616	42	49	46	61	46	4	4	15	42	42	9	69	
64	44	64	44	44	44	135	61	73	73	72	61	14	44	69	49	53	73	73	61	61	61	61	28	25	46	28	129	135	135	28	9	9	66	49	49
54	45	54	42	42	61	61	135	135	72	77	14	61	69	61	73	73	61	61	616	42	42	28	46	129	129	129	4	19	19	232	66	66	52	43	43
37	46	37	61	61	42	14	14	72	77	69	69	69	61	62	61	61	135	616	42	28	46	25	4	4	4	135	15	15	42	52	52	49	62	62	
61	47	61	14	14	14	72	72	77	135	14	135	135	62	73	135	135	616	42	28	46	25	129	232	135	135	19	232	232	52	27	49	43	616	616	
352	48	352	27</																																






1-Spa Six Hours Endurance SPA SIX HOURS Race

Lap Chart

46	59	46	33	52	7	62	66	66	43	43	66	232	43	19	66	43	54	135	202	33	111	37	43	43	43	43	111	200	200	33	55	55	55	3	3	3	110				
43	60	43	52	7	33	37	54	232	232	232	232	66	66	43	43	54	32	202	33	111	37	111	111	111	111	111	200	55	55	55	3	3	3	3	3	3	110				
19	61	19	7	511	62	232	232	19	19	19	19	19	19	66	54	32	202	33	111	37	43	43	55	55	55	55	110	110	110	110	110	110	3	3	3	352	352	352	27		
616	62	616	511	62	511	49	37	54	54	4	4	54	54	54	32	37	33	111	37	43	202	55	110	110	110	110	110	3	3	3	352	352	352	16	16	16	352				
511	63	511	62	232	232	33	19	37	4	54	54	32	32	32	37	202	111	37	16	55	55	110	3	3	3	3	3	352	352	352	16	16	16	16	16	16	352				
104	64	104	232	49	49	202	32	4	37	37	37	37	37	37	202	33	37	16	43	110	110	352	352	352	352	352	352	16	16	16	72	72	72	72	72	72	72				
619	65	619	49	16	16	19	202	202	32	32	32	202	202	202	33	111	16	43	55	352	352	16	16	16	16	16	16	72	72	72	619	619	619	619	619	619	619				
232	66	232	16	111	111	32	4	32	202	202	202	149	33	33	111	55	55	55	110	16	16	72	72	72	72	72	72	619	619	619	22	22	22	22	22	22	22				
28	67	28	111	202	202	149	33	149	149	149	149	33	149	111	55	16	110	110	144	72	72	149	619	619	619	619	619	22	22	22	149	149	149	149	149	149	149				
62	68	62	202	19	19	4	149	33	33	33	33	111	111	149	16	110	149	72	72	149	149	619	149	149	149	149	22	149	149	149	149	149	149	149	149	149	149	149			
49	69	49	19	149	149	511	111	111	111	111	111	511	511	511	149	149	72	149	149	619	619	22	22	22	22	22	149	149	149	149	149	149	149	149	149	149	149	149	149		
17	70	17	149	32	32	111	91	511	511	511	511	55	55	55	110	72	619	619	619	22	22	22	22	22	22	22	149	149	149	149	149	149	149	149	149	149	149	149	149		
16	71	16	32	55	55	91	511	55	55	55	55	16	16	16	72	619	22	22	22	22	22	22	22	22	22	149	149	149	149	149	149	149	149	149	149	149	149	149	149		
111	72	111	55	91	91	16	55	91	16	16	16	110	110	110	619	22	22	22	22	22	22	22	22	22	22	149	149	149	149	149	149	149	149	149	149	149	149	149	149	149	
52	73	52	91	4	4	55	16	16	110	110	110	72	72	72	619	22	22	22	22	22	22	22	22	22	22	149	149	149	149	149	149	149	149	149	149	149	149	149	149	149	149
149	74	149	4	619	110	110	110	110	91	619	619	619	619	619	619	619	619	619	619	619	619	619	619	619	619	619	619	619	619	619	619	619	619	619	619	619	619	619	619		
55	75	55	110	110	619	619	619	619	619	619	619	619	619	619	619	619	619	619	619	619	619	619	619	619	619	619	619	619	619	619	619	619	619	619	619	619	619	619	619		
202	76	202	110	110	619	619	619	619	619	619	619	619	619	619	619	619	619	619	619	619	619	619	619	619	619	619	619	619	619	619	619	619	619	619	619	619	619	619	619		
110	77	110	110	110	619	619	619	619	619	619	619	619	619	619	619	619	619	619	619	619	619	619	619	619	619	619	619	619	619	619	619	619	619	619	619	619	619	619	619		
91	78	91	91	91	619	619	619	619	619	619	619	619	619	619	619	619	619	619	619	619	619	619	619	619	619	619	619	619	619	619	619	619	619	619	619	619	619	619	619		
32	79	32	32	32	619	619	619	619	619	619	619	619	619	619	619	619	619	619	619	619	619	619	619	619	619	619	619	619	619	619	619	619	619	619	619	619	619	619	619		





1-Spa Six Hours Endurance

SPA SIX HOURS

Race

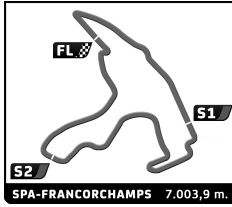
Lap Chart

Lap

No	Pos	33	34	35	36	37	38	39	40	41	42	43	44	45	46	47	48	49	50	51	52	53	54	55	56	57	58	59	60	61	62	63	64	65
30	1	41	41	41	41	41	41	41	41	41	41	12	12	12	12	2	2	2	2	2	2	2	2	2	2	2	2	2	2	8	8	8	8	
6	2	30	30	98	98	98	98	30	30	30	30	41	169	10	10	2	8	8	8	8	8	8	8	8	8	8	8	8	8	41	41	41	41	
8	3	98	98	30	30	30	98	12	12	12	12	10	2	2	8	40	40	40	40	12	12	12	12	12	12	12	12	12	12	12	30	30	12	
21	4	10	10	10	10	10	10	10	169	169	169	169	2	8	8	40	12	12	12	12	41	41	41	41	41	41	41	41	30	12	12	30		
25	5	6	6	6	12	12	12	12	10	10	10	10	8	40	40	41	41	41	41	41	30	30	30	30	30	30	30	30	11	11	11	2		
10	6	12	12	12	6	6	6	6	98	98	2	2	40	24	21	36	36	36	30	30	11	11	11	11	11	11	11	11	2	2	2	36		
98	7	194	45	45	45	169	169	2	2	8	8	24	21	24	30	30	11	36	36	31	31	31	31	31	31	31	31	31	31	31	36	6		
7	8	45	194	194	169	169	45	2	40	8	40	40	24	41	41	5	11	11	36	11	31	10	135	135	135	135	135	10	10	10	36	31	45	
41	9	39	169	169	39	2	2	40	24	40	24	24	41	30	30	11	5	5	31	31	10	135	10	10	10	10	10	135	36	6	6	40		
18	10	169	39	39	2	21	21	24	8	24	21	21	30	36	36	31	10	31	10	10	135	5	5	45	45	45	45	6	6	10	10	98		
2	11	2	2	2	21	25	40	8	21	21	5	36	5	5	10	31	10	5	135	5	9	45	5	5	36	36	45	40	40	45	9			
12	12	21	21	21	25	40	24	5	188	5	36	36	5	11	11	135	135	135	135	5	9	45	9	36	36	5	6	6	40	45	45	169		
35	13	188	188	188	188	24	8	21	5	36	11	11	11	31	31	45	45	45	45	45	45	40	36	40	6	6	40	40	135	135	98	21		
1	14	40	40	25	40	8	5	188	36	11	31	31	31	135	135	169	169	9	9	9	40	15	40	6	40	40	5	169	98	135	9	194		
45	15	24	24	40	24	188	23	36	31	31	135	135	135	45	45	9	9	169	169	15	15	36	6	15	15	15	98	9	9	73	194	24		
40	16	5	5	24	5	5	188	31	11	135	39	45	39	169	15	15	15	15	169	169	6	15	21	21	21	21	73	169	73	194	73	188		
888	17	23	25	5	8	23	36	135	135	39	45	45	39	169	39	73	73	39	6	6	6	169	169	169	169	169	9	73	194	194	169	169	4	
3	18	64	23	23	23	101	31	11	39	45	15	9	9	9	9	39	39	6	73	21	21	21	21	98	98	98	194	194	169	169	21	11		
194	19	25	64	64	64	36	135	39	45	15	9	15	15	15	15	15	15	15	6	73	21	98	98	98	73	73	73	21	21	21	24	10		
24	20	101	186	8	186	31	11	45	15	9	73	73	73	73	6	21	21	39	73	73	73	9	25	25	9	188	24	24	188	188	186			
169	21	186	14	186	101	135	39	101	9	73	194	6	6	6	6	194	98	98	98	194	194	194	25	25	9	9	25	24	188	188	4	4	5	
39	22	14	8	14	100	11	101	15	73	28	28	194	194	194	194	28	194	194	194	25	25	25	194	194	194	194	4	4	4	186	186	43		
36	23	8	101	101	36	39	15	28	28	194	6	28	28	28	28	28	28	25	24	24	24	24	24	24	24	24	186	186	186	5	5	64		
73	24	100	100	100	31	15	129	9	194	6	98	98	98	98	25	25	28	24	28	28	188	188	188	188	188	5	5	5	5	43	43	135		
53	25	77	77	31	135	129	28	129	6	25	25	25	25	25	25	7	7	7	28	188	188	43	43	43	43	43	43	64	64	64	64	25		
9	26	73	31	36	11	28	46	73	25	42	7	7	7	7	24	24	24	7	49	43	49	49	49	49	49	4	42	42	43	64	135	15		
79	27	31	36	135	61	46	73	194	42	49	42	42	42	42	42	14	14	14	188	43	49	39	39	39	4	4	186	43	42	25	25	46		
188	28	135	135	11	15	73	194	42	49	7	49	49	49	49	49	188	188	49	39	186	186	4	186	186	49	25	25	15	15	15	77			
4	29	61	61	61	129	194	9	66	66	64	64	14	14	14	14	188	49	49	43	64	64	64	4	186	39	64	64	15	15	15	46	46	31	
165	30	36	15	15	28	9	42	25	129	14	64	64	64	188	42	43	42	42	42	42	42	42	64	64	64	42	42	46	46	77	77	165		
144	31	129	11	129	46	42	66	49	64	43	188	188	188	188	64	43	42	42	64	186	186	4	42	42	42	42	42	77	77	616	616	616		
42	32	15	129	28	73	66	64	64	7	129	43	43	43	43	64	64	64	186	4	4	18	18	18	18	18	77	46	616	616	616	165	165	39	
69	33	46	46	46	194	64	49	7	43	188	129	129	129	129	186	186	186	186	4	7	18	7	7	7	7	46	616	165	165	14	14	79		
11	34	28	28	73	9	49	25	43	14	23	18	186	186	186	129	129	4	4	54	18	7	77	77	77	616	165	101	14	14	66	66	39	66	
23	35	11	7	9	42	43	7	14	69	69	186	69	69	69	69	4	69	69	129	69	77	616	616	616	616	101	14	66	66	79	79	101		
31	36	7	73	7	66	7	43	69	23	18	69	66	66	6	6	69	69	129	69	77	616	616	616	616	616	101	14	66	66	79	39	66	7	
101	37	9	9	42	49	69	69	23	186	186	23	54	54	66	54	54	54	69	77	616	46	165	165	165	165	69	66	79	79	39	101	101	42	
135	38	42	42	66	43	14	14	186	18	66	66	4	4	54	616	616	616	77	18	69	129	79	79	79	101	66	79	39	101	28	28	7	28	
77	39	66	66	49	7	186	186	18	54	54	54	616	616	616	66	66	66	66	66	66	165	101	101	101	101	79	14	39	28	28	42	42	61	
15	40	69	49	43	69	616	54	54	616	616	616	101	101	101	79	79	79	79	79	101	101	101	101	101	69	69	69	69	79	28	7	7	28	73
5	41	49	69	69	14	54	18	616	101	101	101	79	79	101	101	101	46	101	46	165	101	129	129	129	66	39	232	33	33	33	61	61	18	
14	42	43	43	616	616	79	616	79	79	79	4	77	77	77	79	66	46	165	79	79	66	66	66	14	28	33	61	61	61	33	32	32	49	
186	43	62	616	54	18	79	165	165	4	79	165	165	46	46	46	79	165	79	66	66	14	14	14	28	232	32	32	32	32	18	18	18	129	
64	44	616	54	79	79	165	165	100	4	165	77	46	46	165	165	165	18	79	66	14	14	28	28	28	32	32	7	18	18	18	49	49	69	
54	45	54	79	18	18	32	100	46	100	77	165	200	200	18	18	18	165	66	14	32	32	32	32	32	232	33	61	49	49	49	129	129	200	
37	46	79	18	165	165	100	32	4	77	46	46	18	18	200	200	200	200	32	232	232	232	232	232	33	61	18	129	129	129	69	69	54		
61	47	32	165	32	32	77	77	77	46	200	200	32	32	32	32	32	32	32	32	32	33	33	33	33	61	7	129	69	69	69	200	200	14	
352	48	165	32	77	77	200	200	32	200	32	32	232	232	232	232	232	232	232	33	61	61	61	61	61	61	129	129	69	200	200	54	54	52	
27	49	18	200	200	200	4	4	200	32	100	111	33	33	33	33	33	33	33	33	33	61	54	54	54	54	54	54	54	54	54	52	52	33	
22																																		







1-Spa Six Hours Endurance

SPA SIX HOURS

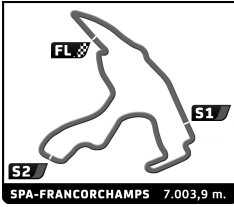
Race

Lap Chart

Lap

No	Pos	66	67	68	69	70	71	72	73	74	75	76	77	78	79	80	81	82	83	84	85	86	87	88	89	90	91	92	93	94	95	96	97	98	
30	1	8	8	8	8	8	8	8	8	8	8	8	8	8	8	8	8	8	8	8	8	8	8	8	8	8	8	8	8	8	8	8	8	8	
6	2	12	12	12	2	2	2	2	30	30	30	30	41	41	41	41	41	41	41	41	41	41	41	41	41	41	41	41	41	41	41	41	41	41	
8	3	2	2	2	40	40	40	41	41	41	41	41	30	30	30	30	30	30	30	30	30	30	30	30	30	30	30	30	30	30	30	30	30	30	
21	4	36	6	6	41	41	41	30	40	40	40	40	40	40	40	40	40	40	40	40	40	40	40	40	40	40	40	40	40	40	40	40	40	40	
25	5	6	36	40	30	30	30	40	21	21	21	21	21	21	21	21	21	21	21	21	21	21	21	21	21	30	6	6	6	21	21	21	21	21	
10	6	45	45	41	98	98	98	98	24	24	24	24	24	24	24	24	10	10	10	10	6	6	6	6	6	6	30	11	10	10	10	10	10	10	
98	7	40	40	30	9	9	9	9	10	10	10	10	10	10	10	10	6	6	6	6	11	11	11	11	11	11	11	11	11	11	11	11	11	11	
7	8	41	41	98	21	21	21	11	11	11	11	11	6	6	6	11	11	11	11	11	10	10	10	10	10	10	10	30	30	30	25	25	25	25	
41	9	30	30	9	188	24	24	24	6	6	6	6	11	11	11	11	43	43	43	43	98	98	25	25	25	25	25	25	25	25	25	30	30	194	194
18	10	98	98	21	24	188	10	10	45	45	45	45	45	45	45	43	43	43	43	45	45	25	25	25	25	25	25	25	25	25	25	25	25	25	
2	11	9	9	188	169	10	169	11	43	43	43	43	43	43	43	45	45	98	98	98	45	25	43	43	43	43	43	43	43	43	43	43	43	36	
12	12	21	21	24	10	169	11	169	5	135	135	135	135	135	135	98	25	25	25	98	25	25	25	98	45	45	45	194	194	194	43	45	45	36	36
35	13	169	188	169	45	11	6	6	36	5	5	5	98	98	98	135	135	135	194	194	194	194	194	194	45	45	45	45	45	45	45	45	45	45	
1	14	24	24	10	11	45	45	45	135	36	98	98	25	25	25	194	194	135	135	135	135	135	135	135	135	36	36	7	7	7	45	45	135	135	
45	15	188	169	45	6	43	43	9	98	25	25	194	194	194	194	9	9	9	9	36	36	36	36	36	36	135	135	135	135	135	135	135	135	135	188
40	16	4	10	11	43	43	5	98	25	194	194	9	9	9	9	9	36	36	36	36	9	7	7	7	7	7	7	188	188	188	188	188	188	15	
888	17	10	4	5	5	5	36	36	25	9	9	9	15	36	36	36	188	188	188	188	7	188	15	15	15	188	188	15	15	15	15	15	15	39	
3	18	11	11	43	64	36	135	135	194	194	15	15	46	15	15	15	15	15	15	15	188	15	188	188	188	15	15	39	39	39	39	39	39	42	
194	19	5	5	64	135	135	25	15	15	46	46	36	46	36	46	46	188	46	46	7	15	31	31	31	31	31	39	39	39	39	39	39	39	42	
24	20	43	43	135	36	64	194	194	46	46	36	36	188	188	188	46	7	7	31	31	31	39	39	39	39	169	169	42	42	169	169	169	14		
169	21	64	64	36	25	25	15	15	188	188	188	188	31	31	31	7	31	31	39	39	39	169	169	169	169	42	42	79	79	79	14	14	14	69	
39	22	135	135	25	194	194	46	46	31	31	31	31	7	7	7	31	169	169	169	169	42	42	42	42	42	79	79	14	14	14	69	69	69	79	
36	23	25	25	15	15	77	77	31	169	169	169	7	169	169	169	39	39	39	42	42	42	79	79	79	79	14	14	14	69	69	69	69	69	69	73
73	24	15	15	46	77	15	31	188	7	7	7	7	169	39	39	39	39	42	42	42	79	79	79	79	14	14	14	69	69	69	69	69	69	73	
53	25	46	46	77	46	46	188	39	39	39	39	39	42	42	42	42	79	79	73	73	14	73	69	69	69	73	73	49	49	49	129	129	129	129	
9	26	77	77	194	31	31	39	7	79	79	79	79	79	79	79	73	14	14	73	69	73	73	73	49	49	129	165	129	165	165	165	165	46		
79	27	194	194	31	39	39	79	79	42	42	42	42	73	73	73	73	64	14	69	69	69	69	69	49	49	129	129	129	129	165	165	46	64	64	
188	28	31	31	39	79	79	7	42	28	28	28	28	28	28	28	64	69	69	69	69	49	49	129	129	129	165	165	46	46	64	64	64	64	77	
4	29	165	39	79	7	7	42	28	73	73	73	73	64	64	64	69	14	49	46	46	129	165	165	165	165	46	46	64	64	64	77	77	77	616	
165	30	39	79	7	42	42	28	73	64	64	64	64	69	69	69	14	49	64	129	129	165	46	46	46	46	64	64	28	28	77	616	616	616	101	
144	31	79	66	42	28	28	73	64	49	49	49	49	14	14	14	49	129	165	165	165	64	64	64	64	64	64	64	64	64	64	64	64	64	28	
42	32	66	7	28	73	73	64	165	69	49	49	49	49	49	49	129	165	165	64	64	64	64	64	64	64	64	64	64	64	64	64	64	64	28	
69	33	101	42	73	61	18	165	49	69	165	165	14	165	165	129	165	28	28	616	616	616	28	28	28	28	77	77	101	101	28	66	66	66	66	
11	34	7	28	61	18	66	49	66	129	129	129	165	129	129	165	28	616	616	28	28	28	28	77	77	77	101	101	66	66	66	54	54	54	54	
23	35	42	61	18	66	165	66	129	66	66	14	129	66	66	66	66	66	77	77	77	77	101	101	101	101	101	101	101	101	101	101	101	101	101	
31	36	28	73	66	165	49	129	69	14	14	66	66	200	200	616	616	77	101	101	101	101	101	101	101	66	66	66	66	54	54	200	200	9		
101	37	61	18	165	49	129	69	14	200	200	200	200	616	616	616	77	77	101	101	101	101	101	101	101	101	101	101	101	101	101	101	101	101	101	
135	38	73	165	49	129	69	18	200	616	616	616	616	18	77	101	101	54	54	54	54	54	54	200	200	200	200	32	32	9	9	9	9	9		
77	39	18	49	129	69	616	14	616	77	77	77	77	77	77	101	54	54	200	200	200	200	200	32	32	32	32	9	9	4	4	4	4	4		
15	40	49	129	69	616	200	77	101	101	101	18	101	54	200	200	32	32	32	32	32	32	9	9	9	9	4	4	3	3	3	3	3	3		
5	41	129	69	616	200	14	616	101	54	18	18	101	54	32	32	32	52	52	52	52	4	4	4	4	4	4	3	3	61	61	61	61	61		
14	42	69	616	200	14	101	101	4	18	54	54	54	32	18	52	4	111	4	61	61	3	3	3	3	61	61	52	52	52	52	52	52	52		
186	43	616	200	14	4	4	4	54	4	32	32	4	52	4	111	111	4	61	3	3	61	61	61	61	61	61	61	61	61	61	61	61	61	61	
64	44	200	14	4	54	54	54	18	32	111	4	4	52	111	111	61	61	61	3	3	3	3	3	3	3	3	3	3	3	3	3	3	3	3	
54	45	54	54	54	101	32	32	32	111	4	52	52	111	4	61	61	3	3	3	3	3	3	3	3	3	3	3	3	3	3	3	3	3	3	3
37	46	14	101	101	32	111	111	111	52	52	111	111	61	61	3	3	3	3	3	3	3	3	3	3	3	3	3	3	3	3	3	3	3	3	3
61	47	52	52	52	111	52	52	61	61	61	61	61	61	3	3	3	3	3	3	3	3	3	3	3	3	3	3	3	3	3	3	3	3	3	3
352	48	32	32	32																															





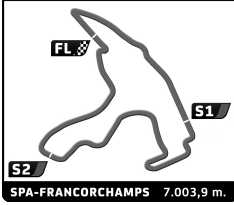
1-Spa Six Hours Endurance SPA SIX HOURS

Race

Lap Chart

46	59
43	60
19	61
616	62
511	63
104	64
619	65
232	66
28	67
62	68
49	69
17	70
16	71
111	72
52	73
149	74
55	75
202	76
110	77
91	78
32	79





1-Spa Six Hours Endurance

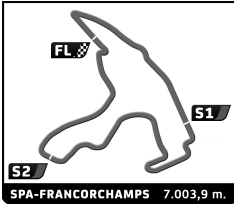
SPA SIX HOURS

Race

Lap Chart

No	Pos	Lap										
		99	100	101	102	103	104	105	106			
30	1	8	8	8	8	41	41	41	41			
6	2	41	41	41	41	40	40	8				
8	3	40	40	40	40	8	8	40				
21	4	6	6	6	6	6	6					
25	5	21	21	21	21	10	10					
10	6	10	10	10	10	21	21					
98	7	11	11	11	11	11	11					
7	8	25	25	25	25	194						
41	9	194	194	194	194							
18	10	43	43	43	7							
2	11	36	36	36	43							
12	12	7	7	7	45							
35	13	45	45	45								
1	14	135	135	135								
45	15	188	188	188								
40	16	15	15	39								
888	17	39	39	15								
3	18	42	169									
194	19	169	42									
24	20	14										
169	21	69										
39	22	79										
36	23	73										
73	24	129										
53	25	165										
9	26											
79	27											
188	28											
4	29											
165	30											
144	31											
42	32											
69	33											
11	34											
23	35											
31	36											
101	37											
135	38											
77	39											
15	40											
5	41											
14	42											
186	43											
64	44											
54	45											
37	46											
61	47											
352	48											
27	49											
22	50											
66	51											
100	52											
200	53											
33	54											
48	55											
72	56											
129	57											
44	58											





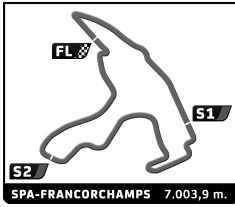
1-Spa Six Hours Endurance SPA SIX HOURS

Race

Lap Chart

46	59
43	60
19	61
616	62
511	63
104	64
619	65
232	66
28	67
62	68
49	69
17	70
16	71
111	72
52	73
149	74
55	75
202	76
110	77
91	78
32	79

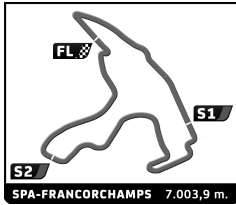




1-Spa Six Hours Endurance SPA SIX HOURS Race

Best Sector Times


Sector 1			Sector 2			Sector 3			No Team	Class	Ideal Lap	Best Lap
No	Driver	Time	No	Driver	Time	No	Driver	Time				
1	98 J.FARLEY	43.416	41 D.FRANCHITTI	1:14.525	41 D.FRANCHITTI	40.569	1	41	+	2:38.683	2:39.343 (1)	
2	41 D.FRANCHITTI	43.589	35 M.BIRCH	1:15.092	7 R.MEINS	40.851	2	30	+	2:39.943	2:40.327 (2)	
3	30 M.GRAF VON OEYNHAUSEN	43.604	30 M.GRAF VON OEYNHAUSEN	1:15.116	8 D.HART	41.142	3	8	+	2:40.323	2:41.304 (5)	
4	8 D.HART	43.975	8 D.HART	1:15.206	30 M.GRAF VON OEYNHAUSEN	41.223	4	7	+	2:40.599	2:40.904 (4)	
5	10 L.SANCHEZ	44.064	7 R.MEINS	1:15.652	35 M.BIRCH	41.466	5	35	+	2:40.782	2:40.821 (3)	
6	7 R.MEINS	44.096	10 L.SANCHEZ	1:15.885	98 J.FARLEY	41.601	6	98	+	2:41.181	2:41.675 (7)	
7	18 K.TILLEY	44.141	12 B.GRIESEMANN	1:16.041	10 L.SANCHEZ	41.641	7	10	+	2:41.590	2:41.601 (6)	
8	35 M.BIRCH	44.224	36 S.LYNN	1:16.052	18 K.TILLEY	41.973	8	18	+	2:42.560	2:42.727 (8)	
9	6 G.PEARSON	44.344	98 J.FARLEY	1:16.164	12 B.GRIESEMANN	41.992	9	12	+	2:42.770	2:42.977 (9)	
10	25 T.WOOD	44.693	25 T.WOOD	1:16.370	36 S.LYNN	42.134	10	36	+	2:42.901	2:43.512 (12)	
11	36 S.LYNN	44.715	3 N.DITTING	1:16.430	3 N.DITTING	42.184	11	6	+	2:43.238	2:43.505 (11)	
12	12 B.GRIESEMANN	44.737	18 K.TILLEY	1:16.446	25 T.WOOD	42.210	12	25	+	2:43.273	2:43.474 (10)	
13	11 F.WAKEMAN	44.858	6 G.PEARSON	1:16.628	6 G.PEARSON	42.266	13	3	+	2:43.497	2:44.498 (13)	
14	3 N.DITTING	44.883	21 O.BRYANT	1:16.791	21 O.BRYANT	42.555	14	21	+	2:44.920	2:45.749 (14)	
15	4 C.SCHWARTZ	45.051	194 P.MACEDO SILVA	1:16.921	11 F.WAKEMAN	42.672	15	194	+	2:44.996	2:47.885 (16)	
16	194 P.MACEDO SILVA	45.167	2 P.PEDERSEN	1:17.514	194 P.MACEDO SILVA	42.908	16	11	+	2:45.251	2:46.737 (15)	
17	21 O.BRYANT	45.574	40 G.SHEDDEN	1:17.624	4 C.SCHWARTZ	42.964	17	4	+	2:45.834	2:48.042 (17)	
18	14 X.SANZ DE ACEDO	46.541	11 F.WAKEMAN	1:17.721	39 A.SMITH	43.124	18	2	s	2:47.973	2:49.812 (18)	
19	169 C.GRAF VON FABER-CASTELL	46.674	4 C.SCHWARTZ	1:17.819	169 C.GRAF VON FABER-CASTELL	43.355	19	169	12	2:49.029	2:50.021 (19)	
20	1 J.WRIGHT	46.962	39 A.SMITH	1:18.592	2 P.PEDERSEN	43.376	20	39	12	2:49.276	2:50.345 (20)	
21	2 P.PEDERSEN	47.083	43 G.GOMES	1:18.984	14 X.SANZ DE ACEDO	43.387	21	14	+	2:49.554	2:50.436 (21)	
22	45 A.KOLB	47.147	45 A.KOLB	1:18.989	1 J.WRIGHT	43.677	22	40	10	2:49.919	2:50.651 (22)	
23	73 K.SELDERS	47.542	169 C.GRAF VON FABER-CASTELL	1:19.000	40 G.SHEDDEN	43.901	23	1	+	2:50.134	2:53.697 (28)	
24	39 A.SMITH	47.560	9 W.FRIEDRICHS	1:19.402	42 S.KÖNIG	44.181	24	45	12	2:50.362	2:50.714 (23)	
25	42 S.KÖNIG	47.962	69 M.EYEARS	1:19.470	45 A.KOLB	44.226	25	9	12	2:52.103	2:52.842 (24)	
26	9 W.FRIEDRICHS	48.361	1 J.WRIGHT	1:19.495	73 K.SELDERS	44.339	26	42	12	2:52.108	2:53.532 (27)	
27	40 G.SHEDDEN	48.394	14 X.SANZ DE ACEDO	1:19.626	9 W.FRIEDRICHS	44.340	27	43	10	2:52.383	2:53.077 (25)	
28	62 C.GERMAIN	48.530	24 L.GRAF VON WEDEL	1:19.817	31 A.MILLE	44.393	28	31	12	2:53.201	2:53.413 (26)	
29	188 S.OSBORNE	48.531	42 S.KÖNIG	1:19.965	43 G.GOMES	44.438	29	73	12	2:53.262	2:55.580 (32)	
30	31 A.MILLE	48.630	135 P.REYNOLDS	1:20.041	188 S.OSBORNE	44.581	30	188	12	2:53.498	2:54.487 (30)	
31	77 R.GREENHALGH	48.922	15 P.BUHOFFER	1:20.126	144 P.POCHCIOL	45.165	31	24	10	2:53.932	2:54.441 (29)	
32	186 D.SMITHIES	48.926	31 A.MILLE	1:20.178	24 L.GRAF VON WEDEL	45.168	32	69	10	2:54.020	2:55.394 (31)	
33	144 P.POCHCIOL	48.942	188 S.OSBORNE	1:20.386	69 M.EYEARS	45.176	33	135	10	2:55.002	2:55.611 (33)	
34	24 L.GRAF VON WEDEL	48.947	5 S.JOEBSTL	1:20.717	62 C.GERMAIN	45.270	34	62	12	2:55.113	2:56.894 (35)	
35	43 G.GOMES	48.961	23 R.HYETT	1:21.132	135 P.REYNOLDS	45.274	35	5	10	2:55.959	2:57.648 (37)	
36	72 N.SLEEP	49.244	62 C.GERMAIN	1:21.313	5 S.JOEBSTL	45.428	36	144	12	2:56.168	2:57.162 (36)	
37	69 M.EYEARS	49.374	73 K.SELDERS	1:21.381	186 D.SMITHIES	45.516	37	101	10	2:56.663	2:56.839 (34)	
38	101 J.MEEUWISSEN	49.382	200 S.BERCHON	1:21.491	101 J.MEEUWISSEN	45.728	38	186	12	2:56.665	2:58.049 (38)	
39	200 S.BERCHON	49.447	101 J.MEEUWISSEN	1:21.553	72 N.SLEEP	45.759	39	200	12	2:56.738	2:59.656 (45)	
40	135 P.REYNOLDS	49.687	165 M.BATES	1:21.836	200 S.BERCHON	45.800	40	15	10	2:56.988	2:58.095 (39)	
41	5 S.JOEBSTL	49.814	144 P.POCHCIOL	1:22.061	49 M.GRAY	45.938	41	23	10	2:57.278	2:58.538 (40)	
42	49 M.GRAY	49.951	49 M.GRAY	1:22.164	15 P.BUHOFFER	45.949	42	77	12	2:57.431	2:59.538 (43)	
43	23 R.HYETT	50.081	186 D.SMITHIES	1:22.223	23 R.HYETT	46.065	43	72	12	2:57.891	2:59.257 (41)	
44	352 D.KONSBRUCK	50.226	129 K.AHLERS	1:22.321	616 S.ADRIAANS	46.134	44	49	12	2:58.053	2:59.312 (42)	
45	616 S.ADRIAANS	50.438	77 R.GREENHALGH	1:22.346	77 R.GREENHALGH	46.163	45	352	12	2:59.023	2:59.565 (44)	
46	64 B.KELLEN	50.489	66 L.WOS	1:22.397	352 D.KONSBRUCK	46.213	46	64	10	2:59.572	3:00.510 (46)	
47	79 C.VAN LANSCHOT	50.545	352 D.KONSBRUCK	1:22.584	54 P.ZUMSTEIN	46.288	47	54	12	3:00.225	3:02.132 (49)	
48	54 P.ZUMSTEIN	50.595	28 P.BORDET	1:22.613	64 B.KELLEN	46.380	48	616	10	3:00.300	3:02.420 (51)	
49	15 P.BUHOFFER	50.913	64 B.KELLEN	1:22.703	100 B.GEORGI	46.525	49	100	10	3:01.094	3:01.603 (48)	
50	100 B.GEORGI	50.995	72 N.SLEEP	1:22.888	44 M.THORNE	46.574	50	129	11	3:01.115	3:01.252 (47)	
51	61 C.NISTORICA	51.176	46 C.BOURIEZ	1:22.888	79 C.VAN LANSCHOT	46.576	51	165	11	3:01.283	3:02.541 (52)	
52	22 H.HAMUNEN	51.285	44 M.THORNE	1:23.075	46 C.BOURIEZ	46.880	52	28	s	3:01.312	3:02.801 (53)	
53	19 L.KERKHOFHS	51.477	54 P.ZUMSTEIN	1:23.342	61 C.NISTORICA	46.962	53	44	12	3:01.479	3:02.418 (50)	
54	37 X.MARTENS	51.611	52 P.LAMBILLIOTTE	1:23.464	28 P.BORDET	46.981	54	79	10	3:01.652	3:03.195 (54)	
55	129 K.AHLERS	51.661	100 B.GEORGI	1:23.574	165 M.BATES	47.046	55	46	10	3:01.921	3:03.500 (56)	
56	28 P.BORDET	51.718	616 S.ADRIAANS	1:23.728	129 K.AHLERS	47.133	56	61	7	3:02.849	3:03.207 (55)	



1-Spa Six Hours Endurance SPA SIX HOURS Race

Best Sector Times

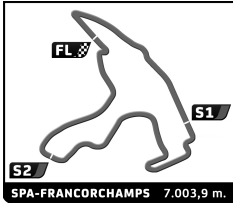
Sector 1		Sector 2		Sector 3		No Team	Class	Ideal Lap	Best Lap		
No Driver	Time	No Driver	Time	No Driver	Time						
57	232 S.FLOECK	51.779	33 C.DICHTER	1:24.084	22 H.HAMUNEN	47.227	57	52	10	3:03.925	3:04.169 (57)
58	44 M.THORNE	51.830	79 C.VAN LANSCHOT	1:24.531	37 X.MARTENS	47.370	58	33	10	3:04.199	3:04.897 (60)
59	46 C.BOURIEZ	52.153	61 C.NISTORICA	1:24.711	33 C.DICHTER	47.933	59	37	11	3:04.203	3:04.784 (59)
60	33 C.DICHTER	52.182	37 X.MARTENS	1:25.222	19 L.KERKHOF	47.945	60	22	12	3:04.548	3:04.668 (58)
61	165 M.BATES	52.401	32 F.BRANDT	1:25.239	52 P.LAMBILLIOTTE	47.987	61	66	11	3:04.762	3:06.206 (62)
62	52 P.LAMBILLIOTTE	52.474	232 S.FLOECK	1:25.545	232 S.FLOECK	48.135	62	232	12	3:05.459	3:06.275 (63)
63	27 R.FRANKEL	52.482	53 C.COLL	1:25.821	53 C.COLL	48.417	63	27	10	3:07.990	3:06.989 (64)
64	66 L.WOS	53.906	22 H.HAMUNEN	1:26.036	66 L.WOS	48.459	64	53	11	3:08.220	3:08.623 (65)
65	53 C.COLL	53.982	27 R.FRANKEL	1:26.742	27 R.FRANKEL	48.766	65	19	10	3:08.254	3:05.028 (61)
66	202 E.DE WEERDT	55.378	149 D.FORRIER	1:27.402	32 F.BRANDT	49.991	66	32	11	3:10.619	3:13.584 (66)
67	32 F.BRANDT	55.389	55 P.DE CRAENE	1:28.559	202 E.DE WEERDT	50.849	67	202	10	3:15.669	3:16.141 (67)
68	110 R.OWEN	56.830	619 S.TALWAR	1:28.675	619 S.TALWAR	51.157	68	619	11	3:16.743	3:17.304 (69)
69	619 S.TALWAR	56.911	19 L.KERKHOF	1:28.832	511 N.KING	52.198	69	111	11	3:18.809	3:19.345 (70)
70	111 A.HERREMAN	57.468	111 A.HERREMAN	1:28.900	111 A.HERREMAN	52.441	70	149	11	3:18.995	3:17.219 (68)
71	511 N.KING	58.025	202 E.DE WEERDT	1:29.442	16 D.SMITH	52.463	71	55	11	3:20.598	3:22.452 (73)
72	16 D.SMITH	58.486	16 D.SMITH	1:30.049	55 P.DE CRAENE	52.687	72	16	11	3:20.998	3:22.302 (72)
73	149 D.FORRIER	58.695	511 N.KING	1:31.078	110 R.OWEN	52.880	73	511	11	3:21.301	3:21.784 (71)
74	55 P.DE CRAENE	59.352	91 S.SCHAMSCHULA	1:31.708	149 D.FORRIER	52.898	74	110	10	3:21.614	3:23.903 (74)
75	91 S.SCHAMSCHULA	59.664	110 R.OWEN	1:31.904	91 S.SCHAMSCHULA	53.136	75	91	11	3:24.508	3:27.371 (75)



1-Spa Six Hours Endurance SPA SIX HOURS Race

Best Top Speed


Team	Car	Class	Top Speed	Top 1 Kph Lap	Top 2 Kph Lap	Top 3 Kph Lap	Top 4 Kph Lap	Top 5 Kph Lap	Avg
7	FORD GT40	+	R. MEINS	234.8 88	232.8 98	223.6 85	222.7 15	221.3 92	227.0
8	FORD GT40	+	D. HART	226.4 49	224.5 43	223.1 98	223.1 84	222.2 78	223.9
41	FORD GT40	+	D. FRANCHITTI	225.9 37	223.1 27	220.0 38	219.1 91	217.7 36	221.2
1	FORD GT40	+	J. WRIGHT	225.5 7	205.3 4	200.0 12	197.1 9	193.9 10	204.4
25	FORD GT40	+	T. WOOD	224.5 88	222.2 94	216.9 96	216.9 90	216.9 61	219.5
3	FORD GT40	+	N. DITTING	223.1 85	220.9 76	216.9 93	216.9 77	215.6 89	218.7
10	FORD GT40	+	L. SANCHEZ	223.1 100	216.0 36	213.4 91	213.4 90	212.6 96	215.7
98	FORD GT40	+	J. FARLEY	222.7 26	219.5 38	217.7 25	215.1 35	215.1 28	218.0
36	FORD GT40	+	S. LYNN	221.8 25	220.0 79	217.7 93	217.3 48	215.1 42	218.4
2	GINETTA G4R	s	P. PEDERSEN	220.0 47	215.1 16	213.4 13	212.6 24	210.1 43	214.2
40	LOTUS Elan 26R	10	G. SHEDDEN	219.1 92	218.6 44	218.2 90	217.7 36	216.4 43	218.0
30	FORD GT40	+	M. GRAF VON QEYNHAUSEN	218.6 36	215.6 26	215.1 27	213.4 44	213.4 21	215.2
35	FORD GT40	+	M. BIRCH	218.6 26	212.6 56	212.2 25	212.2 21	208.1 27	212.7
77	SHELBY Cobra	12	R. GREENHALGH	218.2 38	206.5 42	206.5 14	205.7 33	205.3 15	208.4
12	FORD GT40	+	B. GRIESEMANN	217.7 15	214.7 12	213.9 47	211.8 43	208.5 36	213.3
11	FORD GT40	+	F. WAKEMAN	217.3 75	215.1 91	214.7 103	210.9 97	210.9 25	213.8
45	SHELBY Cobra	12	A. KOLB	216.4 8	212.2 43	212.2 7	211.4 19	209.7 6	212.4
169	SHELBY Cobra Daytona	12	C. GRAF VON FABER-CASTELL	216.4 36	215.1 96	212.6 37	211.4 14	210.5 44	213.2
9	ASTON MARTIN DB4 GT DP214	12	W. FRIEDRICHS	214.7 84	211.8 89	210.9 91	208.1 42	207.3 43	210.6
194	FORD GT40 Roadster	+	P. MACEDO SILVA	214.7 103	213.9 98	212.6 99	212.2 97	210.9 74	212.9
24	LOTUS Elan	10	L. GRAF VON WEDEL	213.9 44	211.4 34	208.9 41	206.9 7	206.5 37	209.5
186	SHELBY Cobra Daytona	12	D. SMITHIES	213.9 40	209.7 43	208.1 38	201.9 42	197.1 39	206.1
14	FORD GT40	+	X. SANZ DE ACEDO	213.4 71	210.9 96	208.9 35	206.5 84	205.3 18	209.0
6	FORD GT40	+	G. PEARSON	213.0 14	212.6 36	210.5 11	209.7 41	208.5 42	210.9
200	JAGUAR E Type	12	S. BERCHON	213.0 68	201.5 12	198.2 13	194.9 11	193.2 24	200.2
62	TVR Griffith 200	12	C. GERMAIN	212.6 33	206.9 20	204.5 24	203.4 15	201.9 32	205.9
18	FORD GT40	+	K. TILLEY	210.5 27	209.3 25	208.5 12	206.9 24	199.6 13	207.0
4	FORD GT40	+	C. SCHWARTZ	208.1 73	206.1 20	201.9 12	199.6 89	198.5 11	202.8
69	LOTUS 26R	10	M. EYEARS	208.1 96	207.7 87	206.9 85	205.3 94	203.4 77	206.3
23	LOTUS Elan 26R	10	R. HYETT	207.7 26	198.9 35	198.2 14	196.7 24	196.7 37	199.6
135	LOTUS Elan 26R	10	P. REYNOLDS	207.3 49	206.1 45	204.5 75	204.5 44	203.8 43	205.2
144	SHELBY Cobra Daytona Coupe	12	P. POCHCIOL	207.3 8	205.7 10	204.2 11	200.7 13	198.9 14	203.4
39	JAGUAR E Type Lightweight	12	A. SMITH	206.9 14	206.5 26	204.2 27	203.4 24	203.0 83	204.8
43	LOTUS Elan	10	G. GOMES	205.7 41	205.3 98	201.1 35	198.5 97	198.2 33	201.8
28	MARCOS 1800 GT	s	P. BORDET	204.5 23	201.9 77	200.7 11	198.5 25	197.4 21	200.6
232	FORD Shelby Mustang 350 GT	12	S. FLOECK	204.5 41	204.2 39	203.4 40	199.6 37	196.4 45	201.6
15	LOTUS Elan 26R	10	P. BUHOFER	204.2 43	203.4 78	203.0 36	201.1 90	201.1 40	202.6
42	JAGUAR E Type	12	S. KÖNIG	204.2 92	196.7 24	195.3 90	193.9 86	193.5 87	196.7
352	SHELBY Mustang GT 350	12	D. KONSBRUCK	203.8 30	202.2 15	201.1 31	197.4 60	197.1 11	200.3
46	LOTUS Elan 26R	10	C. BOURIEZ	203.4 78	200.0 75	198.2 23	196.7 9	196.7 18	199.0
49	JAGUAR E Type	12	M. GRAY	203.0 18	202.2 85	201.1 43	200.7 20	198.2 15	201.0
5	LOTUS Elan 26R	10	S. JOEBSTL	201.9 37	197.1 74	196.7 35	196.7 25	195.7 34	197.6
31	JAGUAR E Type	12	A. MILLE	201.9 86	200.0 78	199.3 84	198.5 34	197.8 44	199.5
101	FORD Mustang	10	J. MEEUWISSEN	201.9 20	201.5 14	200.7 27	198.5 15	196.7 25	199.9
129	MORGAN Plus 4 Super Sports	11	K. AHLERS	201.9 99	201.5 83	200.7 95	200.4 94	199.6 77	200.8
33	FORD Mustang	10	C. DICHTER	200.0 84	193.9 82	191.2 80	186.9 81	186.2 25	191.6
165	PORSCHE 911	11	M. BATES	200.0 99	197.4 82	196.0 93	196.0 90	196.0 85	197.1
19	FORD Mustang Mk1	10	L. KERKHOF	198.2 26	192.9 23	189.5 11	185.9 25	184.9 24	190.3
188	JAGUAR E Type	12	S. OSBORNE	198.2 75	195.7 74	194.2 18	191.5 43	191.2 73	194.2
100	FORD 1964 Falcon Sprint	10	B. GEORGI	196.0 27	195.7 40	195.3 15	194.6 33	194.6 25	195.2
54	AUSTIN HEALEY 3000 Mk2	12	P. ZUMSTEIN	195.7 40	195.3 32	194.6 41	193.5 46	190.5 42	193.9



1-Spa Six Hours Endurance SPA SIX HOURS Race

Best Top Speed

Team	Car	Class	Top Speed	Top 1		Top 2		Top 3		Top 4		Top 5		Avg
				Kph	Lap	Kph	Lap	Kph	Lap	Kph	Lap	Kph	Lap	
37	PORSCHE 911	11	X. MARTENS	195.3	79	192.5	39	190.1	81	188.5	11	188.2	16	190.9
21	FORD GT40	+	O. BRYANT	194.9	35	194.9	34	193.9	21	193.5	7	193.2	24	194.1
52	LOTUS Elan	10	P. LAMBILLIOTTE	194.9	24	192.9	41	192.5	39	191.5	37	190.5	84	192.5
44	AUSTIN HEALEY 3000	12	M. THORNE	194.2	15	193.2	18	190.8	20	190.8	9	190.5	12	191.9
64	FORD Mustang	10	B. KELLEN	194.2	35	193.5	20	192.9	75	192.5	25	192.5	7	193.1
79	FORD Falcon	10	C. VAN LANSCHOT	193.2	13	191.5	72	190.1	20	188.2	15	187.8	18	190.2
53	PORSCHE 911	11	C. COLL	192.2	9	190.1	8	187.8	12	187.8	7	185.6	13	188.7
73	TVR Griffith 200	12	K. SELDERS	192.2	42	191.5	24	190.5	87	190.1	20	189.1	55	190.7
22	FORD Shelby Mustang 350 GT	12	H. HAMUNEN	190.5	58	188.8	11	184.6	52	182.7	24	182.1	61	185.7
616	FORD Mustang Notchback	10	S. ADRIAANS	189.8	42	188.5	32	186.2	33	185.9	41	182.4	73	186.6
27	FORD Falcon Spirit	10	R. FRANKEL	189.1	73	186.2	23	185.9	71	185.2	60	184.6	19	186.2
61	JAGUAR E Type	7	C. NISTORICA	188.8	14	187.8	25	184.9	24	182.7	35	182.4	9	185.3
66	TURNER MKII	11	L. WOS	187.5	97	185.9	39	185.6	90	184.6	94	184.3	14	185.6
72	FORD Shelby Mustang 350 GT	12	N. SLEEP	187.5	23	181.8	22	181.5	78	180.0	38	180.0	19	182.2
619	PORSCHE 911	11	S. TALWAR	186.2	8	185.9	7	184.9	17	184.0	16	184.0	15	185.0
32	TVR Grantura MK III	11	F. BRANDT	184.6	11	183.4	13	183.4	12	182.1	14	181.8	89	183.1
202	FORD Mustang	10	E. DE WEERDT	179.7	13	177.0	17	175.6	12	174.5	14	171.7	11	175.7
55	PORSCHE 911	11	P. DE CRAENE	176.2	31	175.3	19	175.0	22	174.2	35	173.6	30	174.9
111	MG MGB	11	A. HERREMAN	175.9	39	174.5	14	173.1	40	173.1	11	172.8	31	173.9
110	FORD Galaxie 500XL	10	R. OWEN	172.8	7	163.9	16	163.6	17	162.7	74	160.5	23	164.7
16	GILBERN 1800GT	11	D. SMITH	171.7	27	171.2	26	170.1	30	169.3	31	169.0	29	170.3
511	TRIUMPH TR4	11	N. KING	169.0	12	149.4	11	149.4	10	145.9	9	144.8	4	151.7
149	MG MGB	11	D. FORRIER	167.2	46	166.4	48	166.4	44	166.4	43	164.6	47	166.2
91	TRIUMPH TR4	11	S. SCHAMSCHULA	161.7	4	161.0	6	154.5	5	131.5	3	128.1	2	147.4
17	PORSCHE 911 SWB	11												
48	LOTUS Elan 26R	10												
104	AUSTIN HEALEY 3000 MK2	12												
888	TVR Griffiths	12												




1-Spa Six Hours Endurance

SPA SIX HOURS

Race

Leader Sequence by Class

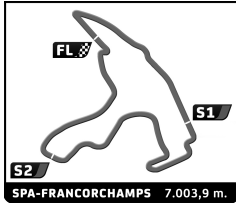
No	Team	Car	Start Lap	End Lap	Laps	Total Laps
+						
30		FORD GT40	1	13	13	13
98		FORD GT40	14	18	5	5
30		FORD GT40	19	26	8	21
41		FORD GT40	27	42	16	16
12		FORD GT40	43	47	5	5
8		FORD GT40	48	102	55	55
41		FORD GT40	103	106	4	20
10						
40		LOTUS Elan 26R	1	22	22	22
101		FORD Mustang	23	23	1	1
24		LOTUS Elan	24	29	6	6
40		LOTUS Elan 26R	30	51	22	44
135		LOTUS Elan 26R	52	59	8	8
40		LOTUS Elan 26R	60	105	46	90
11						
53		PORSCHE 911	1	9	9	9
165		PORSCHE 911	10	31	22	22
129		MORGAN Plus 4 Super Sports	32	39	8	8
66		TURNER MKII	40	40	1	1
129		MORGAN Plus 4 Super Sports	41	52	12	20
165		PORSCHE 911	53	66	14	36
66		TURNER MKII	67	70	4	5
165		PORSCHE 911	71	78	8	44
129		MORGAN Plus 4 Super Sports	79	92	14	34
165		PORSCHE 911	93	93	1	45
129		MORGAN Plus 4 Super Sports	94	97	4	38
165		PORSCHE 911	98	98	1	46
129		MORGAN Plus 4 Super Sports	99	99	1	39
12						
45		SHELBY Cobra	1	37	37	37
169		SHELBY Cobra Daytona	38	44	7	7
31		JAGUAR E Type	45	64	20	20
45		SHELBY Cobra	65	67	3	40
9		ASTON MARTIN DB4 GT DP214	68	72	5	5
45		SHELBY Cobra	73	102	30	70
7						
61		JAGUAR E Type	1	93	93	93
S						
2		GINETTA G4R	1	72	72	72
28		MARCOS 1800 GT	73	98	26	26



1-Spa Six Hours Endurance SPA SIX HOURS Race

Fastest Lap Sequence

Elapsed	No Team	Car	Class	Driver	Time	Kph	Lap
7:07.166	30	FORD GT40	+	Marcus GRAF VON OEYNSHAUSEN	4:11.590	100.2	2
7:07.995	98	FORD GT40	+	James FARLEY	4:04.680	103.0	2
7:10.934	6	FORD GT40	+	Gary PEARSON	4:02.909	103.8	2
7:43.335	77	SHELBY Cobra	12	Robin GREENHALGH	4:01.823	104.3	2
7:46.493	64	FORD Mustang	10	Bob KELLEN	4:01.378	104.5	2
8:16.489	33	FORD Mustang	10	Claude DICHTER	3:59.777	105.2	2
8:19.099	7	FORD GT40	+	Richard MEINS	3:59.390	105.3	2
8:36.902	4	FORD GT40	+	Christophe SCHWARTZ	3:57.767	106.0	2
14:22.499	30	FORD GT40	+	Marcus GRAF VON OEYNSHAUSEN	2:50.144	148.2	4
20:02.545	30	FORD GT40	+	Marcus GRAF VON OEYNSHAUSEN	2:49.342	148.9	6
28:43.271	35	FORD GT40	+	Michael BIRCH	2:48.451	149.7	9
28:44.989	41	FORD GT40	+	Dario FRANCHITTI	2:47.697	150.4	9
31:26.390	98	FORD GT40	+	James FARLEY	2:47.693	150.4	10
34:13.277	98	FORD GT40	+	James FARLEY	2:46.887	151.1	11
34:19.750	41	FORD GT40	+	Dario FRANCHITTI	2:46.213	151.7	11
39:52.836	35	FORD GT40	+	Michael BIRCH	2:45.969	151.9	13
39:53.655	41	FORD GT40	+	Dario FRANCHITTI	2:45.847	152.0	13
42:32.609	98	FORD GT40	+	James FARLEY	2:45.525	152.3	14
42:37.445	35	FORD GT40	+	Michael BIRCH	2:44.609	153.2	14
42:38.032	41	FORD GT40	+	Dario FRANCHITTI	2:44.377	153.4	14
48:07.946	41	FORD GT40	+	Dario FRANCHITTI	2:42.898	154.8	16
1:05:28.869	30	FORD GT40	+	Marcus GRAF VON OEYNSHAUSEN	2:40.327	157.3	21
1:52:51.611	41	FORD GT40	+	Dario FRANCHITTI	2:40.011	157.6	36
5:28:14.365	41	FORD GT40	+	Dario FRANCHITTI	2:39.900	157.7	102
5:30:53.708	41	FORD GT40	+	Dario FRANCHITTI	2:39.343	158.2	103

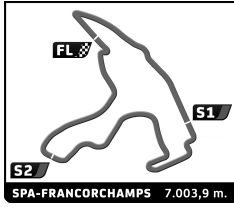


1-Spa Six Hours Endurance SPA SIX HOURS Race

Analysis by lap

Lapped

No	Lap Time	Gap	No	Lap Time	Gap	No	Lap Time	Gap	No	Lap Time	Gap	No	Lap Time	Gap
Lap 1			28	4:06.366	1:10.790	23	4:02.761	41.302	169	4:22.936	15.507	91	4:16.155	1:19.737
30	2:55.576	0.000	43	4:07.655	1:12.079	69	4:02.565	42.241	40	4:20.794	15.963	4	4:16.618	1:21.165
98	3:03.315	7.739	619	4:15.856	1:20.280	22	4:02.884	44.191	1	4:20.455	16.621	Lap 4		
8	3:04.018	8.442	33	4:16.712	1:21.136	352	4:02.691	44.813	24	4:20.381	17.266	30	2:50.144	
35	3:04.290	8.714	52	4:17.151	1:21.575	186	4:02.483	45.944	36	4:20.912	18.513	98	2:52.897	3.686
6	3:08.025	12.449	4	4:17.743	1:22.167	135	4:03.104	47.849	144	4:20.963	19.399	35	2:53.689	6.542
21	3:08.555	12.979	7	4:19.709	1:24.133	100	4:03.083	48.283	188	4:21.819	21.155	8	2:56.546	9.098
41	3:08.958	13.382	511	4:20.541	1:24.965	200	4:03.404	49.421	9	4:21.496	22.516	41	2:55.297	12.032
10	3:10.971	15.395	62	4:21.468	1:25.892	44	4:03.686	50.832	53	4:22.837	24.248	6	2:58.676	13.088
18	3:11.510	15.934	232	4:22.334	1:26.758	42	4:04.454	53.350	194	4:21.461	24.452	21	2:57.323	13.637
25	3:12.090	16.514	49	4:23.251	1:27.675	61	4:03.853	53.969	11	4:20.895	25.014	10	2:57.155	15.377
3	3:12.421	16.845	16	4:28.318	1:32.742	14	4:03.709	54.462	165	4:21.855	26.449	3	2:56.782	16.942
12	3:13.051	17.475	111	4:29.186	1:33.610	27	4:05.400	57.440	79	4:21.779	27.178	18	2:59.577	18.275
45	3:13.419	17.843	202	4:30.031	1:34.455	54	4:05.603	58.666	101	4:21.100	27.696	12	2:58.256	18.932
2	3:13.976	18.400	19	4:30.948	1:35.372	129	4:05.466	59.307	31	4:21.528	28.878	25	3:00.053	19.724
39	3:16.314	20.738	149	4:31.782	1:36.206	72	4:05.496	1:00.313	5	4:21.130	30.135	2	2:58.872	22.140
169	3:16.464	20.888	32	4:32.570	1:36.994	37	4:05.610	1:01.546	15	4:21.490	31.056	45	3:01.253	24.014
40	3:17.392	21.816	55	4:34.615	1:39.039	46	4:06.386	1:02.819	77	4:21.514	32.494	169	3:00.608	25.971
1	3:19.705	24.129	91	4:35.406	1:39.830	616	4:06.547	1:03.533	73	4:21.697	35.048	1	3:02.376	28.853
24	3:20.177	24.601	4	4:39.135	1:43.559	66	4:06.932	1:05.602	64	4:21.531	35.669	36	3:01.186	29.555
36	3:22.564	26.988	Lap 2			28	4:07.086	1:06.286	23	4:20.363	36.476	40	3:03.925	29.744
144	3:23.092	27.516	30	4:11.590		43	4:07.016	1:07.505	69	4:21.146	38.198	24	3:03.582	30.704
188	3:25.530	29.954	98	4:04.680	0.829	33	3:59.777	1:09.323	22	4:19.696	38.698	144	3:03.905	33.160
9	3:26.019	30.443	8	4:05.119	1.971	52	3:59.904	1:09.889	352	4:19.763	39.387	188	3:06.973	37.984
53	3:27.849	32.273	35	4:05.556	2.680	4	4:00.214	1:10.791	186	4:21.634	42.389	11	3:03.301	38.171
194	3:28.101	32.525	6	4:02.909	3.768	7	3:59.390	1:11.933	135	4:21.143	43.803	39	3:14.591	38.987
11	3:28.498	32.922	21	4:04.207	5.596	511	4:00.881	1:14.256	100	4:20.970	44.064	9	3:07.912	40.284
165	3:28.970	33.394	41	4:05.210	7.002	62	4:01.001	1:15.303	200	4:21.002	45.234	194	3:06.172	40.480
79	3:30.271	34.695	10	4:04.679	8.484	232	4:01.344	1:16.512	44	4:20.611	46.254	53	3:15.279	49.383
101	3:30.489	34.913	18	4:04.664	9.008	49	4:02.075	1:18.160	61	4:20.461	49.241	101	3:12.551	50.103
31	3:33.840	38.264	25	4:05.140	10.064	16	4:00.363	1:21.515	42	4:21.732	49.893	165	3:15.111	51.416
5	3:35.815	40.239	3	4:06.728	11.983	111	4:00.464	1:22.484	14	4:22.206	51.479	31	3:12.837	51.571
15	3:36.800	41.224	12	4:06.726	12.611	202	4:00.120	1:22.985	27	4:21.623	53.874	5	3:11.963	51.954
77	3:41.512	45.936	45	4:08.272	14.525	19	4:00.049	1:23.831	54	4:21.983	55.460	77	3:12.966	55.316
73	3:42.936	47.360	2	4:09.056	15.866	149	4:00.633	1:25.249	129	4:21.639	55.757	15	3:14.668	55.580
64	3:45.115	49.539	39	4:07.937	17.085	32	4:00.614	1:26.018	72	4:20.945	56.069	64	3:10.235	55.760
23	3:45.707	50.131	169	4:08.462	17.760	55	4:00.350	1:27.799	37	4:21.300	57.657	79	3:19.271	56.305
69	3:46.842	51.266	40	4:10.132	20.358	91	4:00.531	1:28.771	46	4:21.279	58.909	22	3:14.798	1:03.352
22	3:48.473	52.897	1	4:08.816	21.355	4	3:57.767	1:29.736	616	4:20.797	59.141	352	3:14.677	1:03.920
352	3:49.288	53.712	24	4:09.063	22.074	619	4:58.751	2:07.441	66	4:19.931	1:00.344	28	4:20.150	1:01.247
186	3:50.627	55.051	36	4:07.392	22.790	Lap 3			28	4:20.150	1:01.247			
135	3:51.911	56.335	144	4:07.699	23.625	30	4:25.189		43	4:19.818	1:02.134			
100	3:52.366	56.790	188	4:06.161	24.525	98	4:25.293	0.933	52	4:18.208	1:02.908			
200	3:53.183	57.607	9	4:07.356	26.209	8	4:25.914	2.696	4	4:19.198	1:04.800			
44	3:54.312	58.736	53	4:05.917	26.600	35	4:25.506	2.997	7	4:18.851	1:05.595			
42	3:56.062	1:00.486	194	4:07.245	28.180	6	4:25.977	4.556	33	4:22.105	1:06.239			
61	3:57.282	1:01.706	11	4:07.976	29.308	21	4:26.051	6.458	62	4:17.560	1:07.674			
14	3:57.919	1:02.343	165	4:07.979	29.783	41	4:25.066	6.879	511	4:18.630	1:07.697			
27	3:59.206	1:03.630	79	4:07.483	30.588	10	4:25.071	8.366	232	4:18.087	1:09.410			
54	4:00.229	1:04.653	101	4:08.462	31.785	18	4:25.023	8.842	49	4:17.748	1:10.719			
129	4:01.007	1:05.431	31	4:05.865	32.539	25	4:24.940	9.815	16	4:17.339	1:13.665			
72	4:01.983	1:06.407	5	4:05.545	34.194	3	4:23.510	10.304	111	4:16.831	1:14.126			
37	4:03.102	1:07.526	15	4:05.121	34.755	12	4:23.398	10.820	202	4:16.406	1:14.202			
46	4:03.599	1:08.023	77	4:01.823	36.169	45	4:23.569	12.905	19	4:16.154	1:14.796			
616	4:04.152	1:08.576	73	4:02.770	38.540	2	4:22.735	13.412	149	4:16.500	1:16.560			
66	4:05.836	1:10.260	64	4:01.378	39.327	39	4:22.644	14.540	32	4:16.561	1:17.390			
									55	4:16.780	1:19.390			
									616	3:21.005	1:30.002			




1-Spa Six Hours Endurance SPA SIX HOURS Race

Analysis by lap

Lapped

No	Lap Time	Gap	No	Lap Time	Gap	No	Lap Time	Gap	No	Lap Time	Gap	No	Lap Time	Gap
28	3:20.207	1:31.310	79	3:11.119	1:16.720	1	2:57.638	44.734	32	3:24.615	1 Lap	42	3:13.623	2:36.580
46	3:22.789	1:31.554	352	3:07.958	1:21.174	36	2:57.614	45.168	35	2:51.599	8.484	616	3:11.549	2:36.985
52	3:24.766	1:37.530	22	3:09.508	1:22.156	169	3:00.139	46.121	41	2:49.450	13.589	62	3:07.227	2:39.585
54	3:33.083	1:38.399	23	3:11.544	1:25.687	40	3:00.039	49.701	149	3:25.951	1 Lap	46	3:11.789	2:42.299
66	3:28.821	1:39.021	186	3:10.184	1:27.927	11	2:56.828	52.752	8	2:51.495	16.478	28	3:10.401	2:42.837
43	3:27.480	1:39.470	44	3:10.875	1:29.386	144	2:59.229	53.472	6	2:52.453	19.254	49	3:06.889	2:47.292
62	3:22.316	1:39.846	200	3:12.167	1:31.158	24	3:01.518	53.892	21	2:52.776	20.168	52	3:13.029	2:49.740
37	3:33.062	1:40.575	100	3:14.150	1:31.269	194	2:55.640	57.170	33	3:31.462	1 Lap			
232	3:24.574	1:43.840	69	3:16.234	1:35.109	110	3:50.722	4 Laps	3	2:51.413	21.646	Lap 8		
49	3:23.499	1:44.074	73	3:18.683	1:35.932	188	3:03.727	1:06.407	10	2:53.432	22.571	30	2:50.187	
33	3:32.500	1:48.595		3:03.285	1:36.172	9	3:02.748	1:10.140	111	3:29.722	1 Lap	27	3:17.674	1 Lap
202	3:25.502	1:49.560	61	3:15.168	1:36.214	39	2:59.624	1:14.559	12	2:52.594	26.995	98	2:49.935	3.336
19	3:25.133	1:49.785	135	3:16.816	1:37.504	31	3:04.419	1:21.284	18	2:52.883	27.761	35	2:52.047	10.344
32	3:23.988	1:51.234	14	3:15.950	1:42.966	101	3:05.883	1:27.110	25	2:52.030	28.434	41	2:49.414	12.816
149	3:29.276	1:55.692	72	3:11.514	1:43.582	5	3:05.226	1:27.938	511	3:34.498	1 Lap	8	2:51.042	17.333
4	3:25.146	1:56.167	7	3:06.593	1:45.228	64	3:06.655	1:32.063	2	2:56.610	40.318	66	3:17.879	1 Lap
511	3:38.679	1:56.232	129	3:15.627	1:48.597	53	3:10.383	1:32.656	55	3:35.386	1 Lap	43	3:20.978	1 Lap
111	3:32.651	1:56.633	42	3:18.531	1:51.616	15	3:07.927	1:34.100	45	2:55.801	44.666	232	3:18.679	1 Lap
91	3:27.938	1:57.531	616	3:15.272	1:54.570	165	3:11.705	1:35.130	1	2:53.697	46.687	19	3:18.153	1 Lap
16	3:42.234	2:05.755	46	3:15.686	1:56.536	352	3:06.352	1:38.184	36	2:53.376	46.800	3	2:51.747	23.206
55	3:36.647	2:05.893	27	3:20.635	1:57.177	79	3:10.995	1:38.373	91	3:58.862	1 Lap	6	2:54.720	23.787
Lap 5			28	3:17.061	1:57.667	22	3:07.994	1:40.808	169	2:57.600	51.977	21	2:54.068	24.049
30	2:50.704		52	3:16.483	2:03.309	186	3:04.022	1:42.607	16	3:40.264	1 Lap	10	2:52.089	24.473
110	17:14.616	4 Laps	62	3:14.217	2:03.359	23	3:08.703	1:45.048	11	2:54.763	55.771	12	2:53.408	30.216
98	2:50.815	3.797	43	3:20.582	2:09.348	200	3:06.381	1:48.197	40	2:59.252	57.209	54	3:22.214	1 Lap
35	2:51.784	7.622	49	3:17.601	2:10.971		3:02.673	1:49.503	144	2:57.489	59.217	18	2:54.150	31.724
8	2:55.143	13.537	66	3:24.078	2:12.395	44	3:09.528	1:49.572	194	2:54.765	1:00.191	25	2:53.566	31.813
41	2:52.505	13.833	54	3:26.693	2:14.388	100	3:09.274	1:51.201	24	2:59.094	1:01.242	4	3:17.476	1 Lap
6	2:53.165	15.549	232	3:21.924	2:15.060	69	3:12.260	1:58.027	188	3:01.850	1:16.513	37	3:25.012	1 Lap
21	2:53.402	16.335	37	3:26.112	2:15.983	61	3:12.148	1:59.020	9	3:01.118	1:19.514	32	3:21.177	1 Lap
10	2:52.951	17.624	19	3:18.023	2:17.104	7	3:05.070	2:00.956	39	2:59.195	1:22.010	202	3:22.942	1 Lap
3	2:52.966	19.204	32	3:22.611	2:23.141	73	3:15.812	2:02.402	31	3:03.617	1:33.157	2	2:56.848	46.979
18	2:54.456	22.027	202	3:25.342	2:24.198	135	3:15.524	2:03.686	101	3:04.262	1:39.628	149	3:24.678	1 Lap
12	2:55.166	23.394	4	3:20.976	2:26.439	72	3:09.669	2:03.909	5	3:05.918	1:42.112	1	2:56.250	52.750
25	2:55.395	24.415	33	3:33.229	2:31.120	77	3:41.446	2:05.731	64	3:05.576	1:45.895	36	2:56.645	53.258
2	2:56.998	28.434	149	3:26.564	2:31.552	14	3:14.115	2:07.739	15	3:05.585	1:47.941	45	3:00.089	54.568
45	2:59.117	32.427	111	3:28.102	2:34.031	129	3:12.725	2:11.980	53	3:09.634	1:50.546	33	3:26.342	1 Lap
169	3:00.057	35.324	91	3:27.371	2:34.198	42	3:12.427	2:14.701	165	3:07.687	1:51.073	169	2:56.993	58.783
1	2:58.289	36.438	511	3:36.912	2:42.440	616	3:11.952	2:17.180	352	3:05.638	1:52.078	111	3:26.556	1 Lap
36	2:58.045	36.896	55	3:34.009	2:49.198	46	3:15.060	2:22.254	110	3:42.206	4 Laps	11	2:53.577	59.161
40	2:59.964	39.004	Lap 6			62	3:10.085	2:24.102	186	3:02.950	1:53.813	194	2:56.398	1:06.402
24	3:01.716	41.716	30	2:49.342		28	3:15.855	2:24.180	79	3:09.443	1:56.072	144	2:59.199	1:08.229
144	3:01.129	43.585	98	2:50.188	4.643	27	3:17.387	2:25.222		2:58.641	1:56.400	40	3:01.954	1:08.976
11	2:57.799	45.266	16	3:41.360	1 Lap	52	3:14.488	2:28.455	22	3:09.870	1:58.934	24	3:01.915	1:12.970
194	3:01.096	50.872	35	2:50.349	8.629	49	3:10.518	2:32.147	23	3:06.671	1:59.975	31	3:01.915	1:12.970
188	3:04.742	52.022	41	2:51.392	15.883	43	3:21.136	2:41.142	200	3:04.046	2:00.499	511	3:32.233	1 Lap
9	3:07.154	56.734	8	2:52.532	16.727	66	3:18.484	2:41.537	44	3:08.550	2:06.378	55	3:31.145	1 Lap
39	3:15.994	1:04.277	6	2:52.338	18.545	232	3:17.976	2:43.694	100	3:07.551	2:07.008	188	3:02.288	1:28.614
31	3:05.340	1:06.207	21	2:52.143	19.136	19	3:17.398	2:45.160	7	2:58.875	2:08.087	39	2:57.922	1:29.745
101	3:11.170	1:10.569	10	2:52.601	20.883	54	3:25.026	2:50.072	61	3:07.591	2:14.867	9	3:01.568	1:30.895
53	3:12.936	1:11.615	3	2:52.115	21.977	37	3:23.841	2:50.482	69	3:12.329	2:18.612	31	3:01.158	1:44.128
5	3:10.804	1:12.054	12	2:52.093	26.145	Lap 7			73	3:08.049	2:18.707	16	3:40.570	1 Lap
165	3:12.055	1:12.767	18	2:53.937	26.622	30	2:51.744		72	3:07.196	2:19.361	5	3:03.825	1:55.750
77	3:09.015	1:13.627	25	2:53.075	28.148	98	2:50.689	3.588	77	3:07.678	2:21.665	64	3:03.874	1:59.582
64	3:09.694	1:14.750	2	2:56.360	35.452	4	3:19.388	1 Lap	135	3:10.955	2:22.897	15	3:04.659	2:02.413
15	3:10.639	1:15.515	45	2:57.524	40.609	202	3:23.113	1 Lap	14	3:07.935	2:23.930	352	3:04.281	2:06.172
									129	3:11.596	2:31.832	186	3:06.209	2:09.835




1-Spa Six Hours Endurance SPA SIX HOURS Race

Analysis by lap

Lapped

No	Lap Time	Gap	No	Lap Time	Gap	No	Lap Time	Gap	No	Lap Time	Gap	No	Lap Time	Gap
	3:04.242	2:10.455	144	2:58.637	1:16.195	110	3:37.905	5 Laps	14	3:04.417	1 Lap	98	2:46.602	0.613
53	3:10.782	2:11.141	40	2:59.011	1:17.316	52	3:10.355	1 Lap	61	3:08.264	1 Lap	352	3:03.308	1 Lap
165	3:11.551	2:12.437	149	3:22.464	1 Lap	2	2:55.968	59.224	6	2:48.732	25.073	200	3:00.908	1 Lap
79	3:08.545	2:14.430	24	3:00.536	1:22.835	36	2:55.924	1:05.053	69	3:07.968	1 Lap	35	2:47.821	7.601
200	3:04.819	2:15.131	33	3:22.812	1 Lap	1	2:58.030	1:05.364	21	2:48.640	28.702	41	2:48.058	8.542
7	2:57.938	2:15.838	111	3:24.515	1 Lap	11	2:52.981	1:05.437	10	2:48.915	30.409	23	3:03.122	1 Lap
23	3:07.515	2:17.303	39	2:56.288	1:35.362	27	3:21.992	1 Lap	135	3:10.570	1 Lap	165	3:06.402	1 Lap
22	3:09.457	2:18.204	188	2:59.066	1:37.009	45	2:55.977	1:07.091	16	3:40.495	2 Laps	22	3:05.498	1 Lap
100	3:05.411	2:22.232	9	3:01.141	1:41.365	43	3:14.082	1 Lap	12	2:50.595	36.584	3	2:50.831	25.942
44	3:06.631	2:22.822	31	3:01.533	1:54.990	66	3:16.959	1 Lap	25	2:49.082	37.473	100	3:06.028	1 Lap
61	3:08.390	2:33.070	511	3:31.273	1 Lap	232	3:15.651	1 Lap	18	2:51.031	38.488	8	2:52.341	26.209
73	3:05.395	2:33.915	55	3:30.107	1 Lap	169	2:57.436	1:12.404	62	3:03.922	1 Lap	79	3:09.729	1 Lap
72	3:05.539	2:34.713	101	3:03.967	2:05.072	19	3:14.955	1 Lap	49	3:02.502	1 Lap	53	3:11.990	1 Lap
77	3:06.402	2:37.880	5	3:02.261	2:07.340	194	2:55.510	1:14.201	129	3:10.720	1 Lap	6	2:51.822	30.355
69	3:10.620	2:39.045	64	3:02.225	2:11.136	4	3:12.093	1 Lap	616	3:08.311	1 Lap	511	3:27.868	2 Laps
14	3:05.842	2:39.585	2	2:54.794	2:14.578	144	2:58.567	1:25.922	42	3:09.446	1 Lap	21	2:50.136	32.298
135	3:09.363	2:42.073	15	3:05.025	2:16.767	40	2:58.854	1:27.330	28	3:07.579	1 Lap	10	2:50.676	34.545
110	3:39.657	4 Laps	186	3:01.241	2:20.405	54	3:18.735	1 Lap	46	3:08.742	1 Lap	73	3:06.116	1 Lap
	Lap 9		352	3:05.662	2:21.163	37	3:17.805	1 Lap	52	3:07.433	1 Lap	14	3:02.916	1 Lap
	30	2:50.671	7	2:57.246	2:22.413	32	3:15.321	1 Lap	2	2:52.522	1:03.007	55	3:28.428	2 Laps
129	3:12.540	1 Lap	200	3:04.280	2:28.740	24	2:59.389	1:33.384	11	2:53.572	1:10.270	77	3:07.429	1 Lap
98	2:50.885	3.550	53	3:09.727	2:30.197	39	2:55.673	1:42.195	1	2:54.415	1:11.040	12	2:50.192	40.236
42	3:10.473	1 Lap	165	3:08.714	2:30.480	188	2:58.853	1:47.022	36	2:54.986	1:11.300	44	3:09.862	1 Lap
616	3:10.530	1 Lap	23	3:05.302	2:31.934	202	3:25.489	1 Lap	45	2:54.747	1:13.099	25	2:50.011	40.944
62	3:08.332	1 Lap	16	3:37.856	1 Lap	9	3:00.451	1:52.976	169	2:53.848	1:17.513	69	3:07.158	1 Lap
35	2:48.451	8.124	79	3:09.471	2:33.230	149	3:22.266	1 Lap	194	2:52.118	1:17.580	61	3:10.697	1 Lap
41	2:47.697	9.842	22	3:07.479	2:35.012	33	3:22.930	1 Lap	110	3:33.595	5 Laps	18	2:56.721	48.669
46	3:09.273	1 Lap	100	3:06.957	2:38.518	31	2:59.893	2:06.043	27	3:15.571	1 Lap	62	3:00.899	1 Lap
49	3:04.896	1 Lap	44	3:08.888	2:41.039	111	3:24.394	1 Lap	43	3:12.481	1 Lap	135	3:07.129	1 Lap
28	3:10.763	1 Lap	73	3:03.241	2:46.485	101	3:01.278	2:17.510	4	3:07.598	1 Lap	49	3:01.975	1 Lap
8	2:49.731	16.393		Lap 10			2:54.390	2:20.128	144	2:59.676	1:36.859	616	3:07.110	1 Lap
52	3:11.815	1 Lap	30	2:48.840	5	3:03.254	2:21.754	232	3:14.435	1 Lap	2	2:55.297	1:11.764	
3	2:48.791	21.326	98	2:47.693	2.403	64	3:04.348	2:26.644	40	3:00.096	1:38.687	129	3:09.561	1 Lap
6	2:50.129	23.245	77	3:05.373	1 Lap	7	2:56.406	2:29.979	66	3:16.993	1 Lap	42	3:08.696	1 Lap
21	2:52.436	25.814	61	3:11.193	1 Lap	15	3:03.304	2:31.231	19	3:14.277	1 Lap	11	2:51.443	1:15.173
10	2:52.377	26.179	14	3:06.013	1 Lap	186	3:01.794	2:33.359	24	3:00.447	1:45.092	36	2:52.253	1:17.013
12	2:52.524	32.069	35	2:47.914	7.198	352	3:04.113	2:36.436	39	2:54.990	1:48.446	28	3:07.742	1 Lap
27	3:22.760	1 Lap	69	3:07.971	1 Lap	511	3:28.597	1 Lap	188	2:58.443	1:56.726	45	2:54.183	1:20.742
18	2:52.442	33.495	41	2:48.548	9.550	200	3:01.862	2:41.762	54	3:18.387	1 Lap	52	3:07.829	1 Lap
25	2:52.728	33.870	135	3:08.898	1 Lap	55	3:30.946	1 Lap	32	3:17.026	1 Lap	194	2:51.393	1:22.433
66	3:15.530	1 Lap	72	3:22.374	1 Lap	23	3:03.824	2:46.918	37	3:19.006	1 Lap	169	2:53.128	1:24.101
43	3:15.364	1 Lap	8	2:52.608	20.161	165	3:06.617	2:48.257	9	2:59.548	2:03.785	46	3:13.589	1 Lap
232	3:15.749	1 Lap	3	2:50.181	22.667		Lap 11		31	3:00.034	2:17.338	16	3:35.922	2 Laps
19	3:17.061	1 Lap	62	3:05.973	1 Lap	30	2:48.739	2:52.514	2:23.903	1	3:02.107	1:26.607		
2	2:55.788	52.096	6	2:50.675	25.080	98	2:46.887	0.551	202	3:21.725	1 Lap	144	3:00.453	1:50.772
4	3:11.308	1 Lap	129	3:12.473	1 Lap	53	3:10.378	1 Lap	101	3:00.794	2:29.565	40	3:00.681	1:52.828
1	2:54.095	56.174	21	2:51.827	28.801	79	3:08.093	1 Lap	149	3:22.675	1 Lap	4	3:07.121	1 Lap
36	2:55.382	57.969	49	3:06.559	1 Lap	22	3:07.739	1 Lap	33	3:19.500	1 Lap	39	2:57.093	1:58.999
45	2:56.057	59.954	10	2:52.894	30.233	35	2:47.861	6.320	7	2:54.193	2:35.433	24	3:01.677	2:00.229
54	3:20.553	1 Lap	616	3:12.565	1 Lap	100	3:05.638	1 Lap	5	3:03.304	2:36.319	27	3:13.955	1 Lap
11	2:52.806	1:01.296	42	3:14.564	1 Lap	41	2:46.213	7.024	64	3:03.296	2:41.201	232	3:12.831	1 Lap
37	3:18.839	1 Lap	12	2:51.499	34.728	44	3:13.506	1 Lap	111	3:22.504	1 Lap	43	3:18.849	1 Lap
169	2:55.696	1:03.808	18	2:51.541	36.196	73	3:08.415	1 Lap	186	2:59.577	2:44.197	66	3:14.341	1 Lap
32	3:18.675	1 Lap	25	2:52.100	37.130	77	3:03.305	1 Lap	15	3:02.543	2:45.035	19	3:13.652	1 Lap
194	2:51.800	1:07.531	46	3:16.437	1 Lap	8	2:48.986	20.408		Lap 12		188	2:59.835	2:10.021
202	3:26.461	1 Lap	28	3:15.194	1 Lap	3	2:47.723	21.651	30	2:46.540	110	3:35.689	5 Laps	
												9	3:03.870	2:21.115




1-Spa Six Hours Endurance SPA SIX HOURS Race

Analysis by lap

Lapped

No	Lap Time	Gap	No	Lap Time	Gap	No	Lap Time	Gap	No	Lap Time	Gap	No	Lap Time	Gap
54	3:16.179	1 Lap	28	3:07.564	1 Lap	2	2:53.052	1:21.826	110	3:29.129	6 Laps	6	2:54.975	48.999
31	2:58.958	2:29.756	52	3:05.902	1 Lap	11	2:51.854	1:24.249	352	3:03.509	1 Lap	10	2:53.575	50.077
	2:53.066	2:30.429	46	3:08.230	1 Lap	36	2:51.963	1:25.678	37	3:19.154	2 Laps	3	3:06.558	51.587
32	3:17.372	1 Lap	144	2:57.162	2:00.918	69	3:06.754	1 Lap	23	3:00.738	1 Lap	5	3:04.663	1 Lap
37	3:20.059	1 Lap	40	2:55.574	2:01.386	49	3:03.126	1 Lap	18	2:51.447	1:07.278	21	2:59.918	54.858
7	2:51.964	2:40.857	39	2:54.849	2:06.832	73	3:08.941	1 Lap	202	3:16.141	2 Laps	16	3:33.164	3 Laps
101	2:59.531	2:42.556	24	2:58.447	2:11.660	194	2:51.378	1:32.705	100	3:02.859	1 Lap	12	3:00.187	1:03.051
	Lap 13		16	3:33.722	2 Laps	45	2:54.136	1:35.023	165	3:06.465	1 Lap	186	3:07.990	1 Lap
30	2:47.016		4	3:06.492	1 Lap	61	3:13.962	1 Lap	14	2:59.917	1 Lap	25	3:02.401	1:05.880
98	2:47.205	0.802	188	2:58.275	2:21.280	135	3:08.952	1 Lap	79	3:07.289	1 Lap	15	3:07.255	1 Lap
5	3:01.680	1 Lap	27	3:14.696	1 Lap	169	2:54.688	1:39.481	33	3:19.204	2 Laps	64	3:10.009	1 Lap
35	2:45.969	6.554	232	3:11.631	1 Lap	511	3:22.089	2 Laps	11	2:54.752	1:31.916	200	3:06.445	1 Lap
41	2:45.847	7.373	19	3:09.787	1 Lap	22	3:51.967	1 Lap	2	2:58.210	1:32.951	54	3:16.118	2 Laps
202	3:19.535	2 Laps	43	3:11.427	1 Lap	616	3:05.443	1 Lap	77	3:06.298	1 Lap	32	3:14.597	2 Laps
64	3:03.122	1 Lap	66	3:12.020	1 Lap	42	3:05.163	1 Lap	36	2:56.221	1:34.814	352	3:07.552	1 Lap
186	3:02.582	1 Lap	9	2:59.469	2:33.568	28	3:06.493	1 Lap	62	3:01.649	1 Lap	23	3:04.456	1 Lap
15	3:02.793	1 Lap	31	2:57.916	2:40.656	129	3:11.315	1 Lap	44	3:07.942	1 Lap	18	3:00.590	1:22.770
352	3:02.641	1 Lap		Lap 14		52	3:07.306	1 Lap	111	3:20.270	2 Laps	110	3:26.466	6 Laps
200	3:00.512	1 Lap	98	2:45.525		55	3:26.276	2 Laps	194	2:53.683	1:39.303	37	3:29.285	2 Laps
33	3:24.231	2 Laps	30	2:47.599	1.272	46	3:10.478	1 Lap	45	2:53.649	1:41.587	100	3:12.177	1 Lap
3	2:47.407	26.333	7	2:55.192	1 Lap	40	2:55.875	2:10.934	69	3:06.770	1 Lap	165	3:12.310	1 Lap
8	2:49.112	28.305	35	2:44.609	4.836	144	2:58.658	2:13.249	49	3:03.632	1 Lap	14	3:08.449	1 Lap
149	3:32.798	2 Laps	41	2:44.377	5.423	39	2:52.880	2:13.385	169	2:55.010	1:47.406	202	3:20.026	2 Laps
111	3:21.133	2 Laps	110	3:27.589	6 Laps	24	2:56.443	2:11.776	53	3:21.709	1 Lap	11	3:02.026	1:48.844
23	3:02.391	1 Lap	54	3:15.293	2 Laps	188	2:57.133	2:32.086	73	3:04.690	1 Lap	2	3:01.742	1:49.595
6	2:48.946	32.285	101	3:02.236	1 Lap	2	2:55.900	2:44.207	61	3:07.835	1 Lap	36	3:00.559	1:50.275
21	2:49.269	34.551	32	3:14.894	2 Laps	4	3:18.538	1 Lap	135	3:07.874	1 Lap	79	3:13.316	1 Lap
10	2:48.191	35.720	5	3:01.829	1 Lap		Lap 15		616	3:08.494	1 Lap	62	3:07.496	1 Lap
165	3:05.819	1 Lap	37	3:20.453	2 Laps	98	2:47.085		42	3:06.569	1 Lap	194	3:04.990	1:59.195
22	3:04.668	1 Lap	186	2:58.953	1 Lap	30	2:46.576	0.763	28	3:05.681	1 Lap	77	3:11.616	1 Lap
100	3:03.878	1 Lap	64	3:01.900	1 Lap	9	3:03.923	1 Lap	40	2:56.106	2:19.955	44	3:14.112	1 Lap
12	2:50.521	43.741	3	2:47.563	27.569	41	2:47.016	5.354	52	3:05.916	1 Lap	45	3:10.120	2:06.609
25	2:50.483	44.411	15	3:01.090	1 Lap	35	2:48.235	5.986	39	2:55.733	2:22.033	33	3:25.256	2 Laps
79	3:06.699	1 Lap	8	2:48.104	30.082	27	3:13.668	2 Laps	129	3:10.629	1 Lap	169	3:10.016	2:12.324
53	3:08.623	1 Lap	200	2:59.656	1 Lap	31	3:01.367	1 Lap	144	3:07.499	2:33.663	111	3:24.020	2 Laps
14	3:01.023	1 Lap	6	2:50.076	36.034	232	3:14.216	2 Laps	46	3:10.556	1 Lap	49	3:14.606	1 Lap
18	2:52.851	54.504	352	3:02.280	1 Lap	7	2:54.448	1 Lap	24	3:02.385	2:37.076	69	3:16.899	1 Lap
77	3:03.944	1 Lap	21	2:48.336	36.560	19	3:15.001	2 Laps	55	3:26.405	2 Laps	73	3:17.118	1 Lap
44	3:03.504	1 Lap	10	2:48.409	37.802	66	3:13.995	2 Laps	188	2:59.959	2:44.960	61	3:11.488	1 Lap
511	3:21.784	2 Laps	202	3:19.622	2 Laps	16	3:35.000	3 Laps		Lap 16		135	3:19.005	1 Lap
69	3:06.545	1 Lap	23	3:02.240	1 Lap	43	3:16.842	2 Laps	98	2:45.098		616	3:08.533	1 Lap
61	3:07.213	1 Lap	12	2:49.188	46.602	101	2:58.756	1 Lap	30	2:44.836	0.501	42	3:11.804	1 Lap
62	3:02.661	1 Lap	25	2:49.027	47.111	3	2:49.643	30.127	41	2:42.898	3.154	40	3:05.297	2:40.154
73	3:19.930	1 Lap	165	3:05.895	1 Lap	8	2:48.519	31.516		2:52.318	1 Lap	28	3:08.441	1 Lap
49	3:02.485	1 Lap	33	3:20.766	2 Laps	5	3:02.036	1 Lap	35	2:45.311	6.199	39	3:05.729	2:42.664
135	3:07.266	1 Lap	100	3:03.420	1 Lap	6	2:50.173	39.122	4	3:05.433	2 Laps	52	3:07.850	1 Lap
2	2:50.353	1:15.101	18	2:54.739	1:02.916	21	2:50.563	40.038	7	2:57.037	1 Lap	129	3:10.439	1 Lap
11	2:50.565	1:18.722	111	3:20.441	2 Laps	10	2:50.883	41.600	9	3:03.595	1 Lap	46	3:14.135	1 Lap
36	2:50.045	1:20.042	79	3:08.053	1 Lap	54	3:17.706	2 Laps	31	3:00.067	1 Lap	24	3:17.995	3:09.973
55	3:31.098	2 Laps	14	3:03.806	1 Lap	186	3:03.277	1 Lap	232	3:09.130	2 Laps		Lap 17	
45	2:53.488	1:27.214	53	3:09.522	1 Lap	64	3:03.619	1 Lap	27	3:18.108	2 Laps	98	4:08.155	
194	2:52.237	1:27.654	77	3:05.538	1 Lap	32	3:18.482	2 Laps	19	3:16.619	2 Laps	30	4:08.277	0.623
616	3:06.176	1 Lap	44	3:05.419	1 Lap	15	3:02.782	1 Lap	66	3:16.743	2 Laps	188	4:09.518	1 Lap
169	2:54.035	1:31.120	149	3:37.405	2 Laps	200	3:00.109	1 Lap	8	2:58.374	44.792	41	4:08.561	3.560
42	3:06.248	1 Lap	62	2:58.279	1 Lap	12	2:48.445	47.962	101	3:09.025	1 Lap		4:08.421	1 Lap
129	3:11.299	1 Lap				25	2:48.551	48.577	43	3:18.943	2 Laps	35	4:08.113	6.157




1-Spa Six Hours Endurance SPA SIX HOURS Race

Analysis by lap

Lapped

No	Lap Time	Gap	No	Lap Time	Gap	No	Lap Time	Gap	No	Lap Time	Gap	No	Lap Time	Gap
4	3:54.992	2 Laps	37	5:24.972	2 Laps	73	3:39.254	1 Lap	77	3:05.374	1 Lap	14	3:21.921	1 Lap
7	3:54.139	1 Lap				61	3:39.943	1 Lap	44	3:12.920	1 Lap	11	3:19.725	55.536
9	3:54.968	1 Lap	Lap 18			616	3:39.989	1 Lap	202	3:25.042	2 Laps	45	3:14.686	56.261
31	3:54.811	1 Lap	98	3:57.961		42	3:40.176	1 Lap	169	3:09.664	1:49.162	194	3:19.349	56.267
55	4:21.778	3 Laps	30	3:57.618	0.280	40	3:39.414	1:38.254	49	3:08.065	1 Lap	100	3:23.124	1 Lap
232	3:45.949	2 Laps	188	3:58.269	1 Lap	28	3:38.475	1 Lap	73	3:09.035	1 Lap	62	3:19.248	1 Lap
27	3:45.311	2 Laps	41	3:56.082	1.681	39	3:37.893	1:39.772	33	3:18.386	2 Laps	165	3:22.387	1 Lap
19	3:44.719	2 Laps		3:56.085	1 Lap	129	3:37.712	1 Lap	69	3:16.066	1 Lap	79	3:16.174	1 Lap
66	3:44.477	2 Laps	35	3:54.789	2.985	46	3:31.094	1 Lap	616	3:13.152	1 Lap	77	3:15.791	1 Lap
8	3:44.516	21.153	4	3:56.650	2 Laps	37	3:12.366	2 Laps	40	3:11.763	2:00.408	44	3:08.753	1 Lap
101	3:43.301	1 Lap	7	3:56.840	1 Lap	Lap 19			61	3:15.469	1 Lap	169	3:08.657	1:09.794
6	3:42.614	23.458	9	3:56.180	1 Lap	30	2:49.329		39	3:13.009	2:03.172	49	3:12.503	1 Lap
10	3:42.684	24.606	31	3:55.699	1 Lap	98	2:50.449	0.840	42	3:16.467	1 Lap	73	3:13.279	1 Lap
5	3:40.350	1 Lap	232	3:55.832	2 Laps	41	2:49.427	1.499	111	3:27.344	2 Laps	202	3:22.529	2 Laps
16	3:33.643	3 Laps	27	3:50.166	2 Laps	35	2:50.145	3.521	28	3:19.579	1 Lap	69	3:14.674	1 Lap
12	3:32.986	27.882	19	3:49.989	2 Laps	188	3:01.629	1 Lap	46	3:17.203	1 Lap	616	3:14.264	1 Lap
186	3:32.273	1 Lap	66	3:50.173	2 Laps	7	2:57.888	1 Lap	129	3:18.875	1 Lap	40	3:13.484	1:25.867
25	3:31.886	29.611	8	3:49.561	12.753	31	3:03.421	1 Lap	37	3:11.258	2 Laps	39	3:10.865	1:26.012
15	3:31.483	1 Lap	101	3:49.212	1 Lap	10	2:56.851	21.483	2	4:30.873	3:01.212	61	3:13.946	1 Lap
64	3:31.335	1 Lap	6	3:48.225	13.722	6	2:59.082	23.195	Lap 20			42	3:11.359	1 Lap
43	3:51.328	2 Laps	10	3:47.596	14.241	8	3:00.964	24.108	30	3:48.025		33	3:19.912	2 Laps
200	3:31.435	1 Lap	5	3:46.827	1 Lap	9	3:07.527	1 Lap	98	3:47.662	0.477	28	3:13.591	1 Lap
54	3:29.311	2 Laps	16	3:50.454	3 Laps	4	3:12.120	2 Laps	41	3:48.240	1.714	46	3:15.480	1 Lap
32	3:29.644	2 Laps	12	3:50.336	20.257	52	5:11.884	2 Laps	35	3:46.934	2.430	129	3:16.345	1 Lap
352	3:29.044	1 Lap	25	3:49.671	21.321	232	3:12.631	2 Laps	188	3:40.220	1 Lap	111	3:20.953	2 Laps
23	3:26.198	1 Lap	186	3:50.233	1 Lap	101	3:10.251	1 Lap	7	3:39.069	1 Lap	37	3:11.484	2 Laps
149	9:19.907	4 Laps	15	3:49.679	1 Lap	5	3:10.056	1 Lap	31	3:37.820	1 Lap	2	3:04.825	2:18.012
110	3:42.346	6 Laps	64	3:49.371	1 Lap	27	3:23.374	2 Laps	10	3:34.351	7.809	110	7:55.165	7 Laps
144	5:29.045	1 Lap	200	3:48.869	1 Lap	19	3:23.780	2 Laps	6	3:33.091	8.261	Lap 21		
100	3:54.469	1 Lap	54	3:48.271	2 Laps	12	3:15.200	45.848	8	3:32.830	8.913	30	2:40.327	
165	3:53.647	1 Lap	32	3:48.430	2 Laps	66	3:24.300	2 Laps	9	3:35.118	1 Lap	98	2:41.675	1.825
14	3:53.851	1 Lap	23	3:50.952	1 Lap	64	3:15.514	1 Lap	4	3:36.573	2 Laps	41	2:40.544	1.931
202	3:53.879	2 Laps	21	7:42.855	1 Lap	3	3:05.689	1 Lap	52	3:35.217	2 Laps	35	2:40.821	2.924
11	3:53.571	1:34.260	3	7:47.310	1 Lap	18	3:04.642	1 Lap	55	10:46.657	5 Laps	8	2:46.218	14.804
2	3:53.758	1:35.198	135	6:08.141	2 Laps	200	3:16.864	1 Lap	232	3:37.845	2 Laps	10	2:47.582	15.064
36	3:53.640	1:35.760	24	5:30.095	1 Lap	15	3:18.792	1 Lap	101	3:36.444	1 Lap	6	2:48.378	16.312
79	3:48.749	1 Lap	18	7:17.833	1 Lap	186	3:20.732	1 Lap	12	3:25.018	22.841	7	2:52.471	1 Lap
62	3:48.300	1 Lap	352	4:00.342	1 Lap	21	3:11.492	1 Lap	5	3:35.384	1 Lap	188	2:55.790	1 Lap
194	3:50.063	1:41.103	100	3:34.717	1 Lap	24	3:09.855	1 Lap	27	3:30.374	2 Laps	31	2:55.719	1 Lap
77	3:49.005	1 Lap	165	3:34.759	1 Lap	25	3:23.380	55.092	19	3:30.193	2 Laps	12	2:46.050	28.564
44	3:45.704	1 Lap	14	3:34.051	1 Lap	23	3:14.728	1 Lap	66	3:29.323	2 Laps	9	2:57.899	1 Lap
45	3:47.517	1:45.971	110	4:00.761	6 Laps	135	3:11.756	2 Laps	64	3:28.059	1 Lap	18	2:50.016	1 Lap
33	3:43.289	2 Laps	202	3:37.941	2 Laps	32	3:22.875	2 Laps	3	3:27.659	1 Lap	4	3:02.820	2 Laps
169	3:43.611	1:47.780	11	3:37.409	1:13.708	16	3:33.342	3 Laps	18	3:27.107	1 Lap	101	3:00.260	1 Lap
111	3:40.923	2 Laps	36	3:36.259	1:14.058	43	7:20.414	3 Laps	200	3:27.420	1 Lap	21	2:51.911	1 Lap
49	3:40.947	1 Lap	79	3:36.298	1 Lap	54	3:30.178	2 Laps	15	3:27.286	1 Lap	5	3:03.566	1 Lap
69	3:39.344	1 Lap	62	3:35.444	1 Lap	14	3:02.817	1 Lap	186	3:26.527	1 Lap	232	3:10.395	2 Laps
73	3:38.772	1 Lap	194	3:33.087	1:16.229	100	3:05.893	1 Lap	21	3:25.677	1 Lap	64	3:04.508	1 Lap
61	3:38.099	1 Lap	77	3:34.287	1 Lap	36	2:58.629	1:23.078	24	3:26.224	1 Lap	200	3:03.975	1 Lap
616	3:28.288	1 Lap	44	3:33.645	1 Lap	11	2:59.737	1:23.836	23	3:26.442	1 Lap	15	3:04.798	1 Lap
42	3:24.713	1 Lap	45	3:31.900	1:19.910	165	3:07.475	1 Lap	135	3:26.409	2 Laps	24	3:03.125	1 Lap
40	3:24.802	1:56.801	2	3:42.711	1:19.948	194	2:58.323	1:24.943	32	3:25.340	2 Laps	135	3:02.651	2 Laps
28	3:25.074	1 Lap	33	3:39.620	2 Laps	62	3:00.311	1 Lap	16	3:28.597	3 Laps	186	3:07.035	1 Lap
39	3:25.331	1:59.840	169	3:39.288	1:29.107	45	2:59.299	1:29.600	43	3:28.501	3 Laps	52	3:20.021	2 Laps
129	3:19.390	1 Lap	111	3:40.681	2 Laps	79	3:07.430	1 Lap	54	3:29.046	2 Laps	23	3:05.811	1 Lap
52	3:32.244	1 Lap	49	3:39.955	1 Lap				36	3:18.632	53.685	19	3:12.672	2 Laps
46	3:14.109	1 Lap	69	3:39.864	1 Lap									




1-Spa Six Hours Endurance SPA SIX HOURS Race

Analysis by lap

Lapped **■**

No	Lap Time	Gap	No	Lap Time	Gap	No	Lap Time	Gap	No	Lap Time	Gap	No	Lap Time	Gap
27	3:14.273	2 Laps	64	3:03.499	1 Lap	12	3:40.556	11.382	6	3:12.577	12.593	37	3:14.567	2 Laps
66	3:13.389	2 Laps	232	3:09.912	2 Laps	9	3:39.618	1 Lap	12	3:10.605	13.409	Lap 25		
36	2:50.146	1:03.504	24	3:08.859	1 Lap	18	3:39.034	1 Lap	18	3:08.961	1 Lap	30	2:40.719	
11	2:49.361	1:04.570	135	3:08.420	2 Laps	4	3:30.382	2 Laps	7	3:16.025	1 Lap	41	2:40.377	0.250
194	2:49.321	1:05.261	186	3:08.568	1 Lap	101	3:29.915	1 Lap	188	3:15.553	1 Lap	98	2:42.177	3.632
45	2:52.627	1:08.561	23	3:08.978	1 Lap	5	3:27.480	1 Lap	31	3:15.988	1 Lap	35	2:42.115	3.898
32	3:13.584	2 Laps	15	3:15.838	1 Lap	200	3:24.818	1 Lap	9	3:13.981	1 Lap	8	2:44.536	14.104
43	3:07.640	3 Laps	19	3:11.100	2 Laps	64	3:23.247	1 Lap	4	3:13.867	2 Laps	10	2:44.492	14.367
55	3:29.923	5 Laps	52	3:16.141	2 Laps	232	3:18.003	2 Laps	101	3:13.924	1 Lap	6	2:43.505	15.379
14	2:59.803	1 Lap	27	3:27.349	2 Laps	24	3:16.579	1 Lap	5	3:12.842	1 Lap	12	2:42.977	15.667
62	2:58.126	1 Lap	66	3:27.405	2 Laps	135	3:16.586	2 Laps	200	3:12.744	1 Lap	18	2:46.644	1 Lap
100	3:02.907	1 Lap	36	3:25.772	1:19.164	186	3:17.188	1 Lap	64	3:12.828	1 Lap	7	2:50.933	1 Lap
54	3:15.727	2 Laps	11	3:25.433	1:19.891	23	3:15.884	1 Lap	24	3:11.832	1 Lap	188	2:55.557	1 Lap
77	3:00.079	1 Lap	194	3:25.156	1:20.305	19	3:14.205	2 Laps	232	3:14.937	2 Laps	31	2:54.775	1 Lap
169	2:52.083	1:21.550	45	3:23.183	1:21.632	52	3:11.992	2 Laps	135	3:14.681	2 Laps	9	2:54.823	1 Lap
3	3:34.756	1 Lap	32	3:23.251	2 Laps	27	3:27.413	2 Laps	110	3:30.204	8 Laps	24	2:55.255	1 Lap
165	3:04.736	1 Lap	43	3:21.848	3 Laps	66	3:27.212	2 Laps	186	3:13.690	1 Lap	101	2:58.402	1 Lap
79	3:05.103	1 Lap	14	3:22.315	1 Lap	36	3:26.851	56.107	23	3:13.639	1 Lap	4	3:00.300	2 Laps
44	3:04.610	1 Lap	62	3:21.568	1 Lap	21	4:04.988	1 Lap	19	3:13.345	2 Laps	5	2:59.337	1 Lap
49	2:59.312	1 Lap	55	3:27.980	5 Laps	11	3:29.426	59.409	52	3:14.088	2 Laps	18	2:57.685	1 Lap
39	2:54.573	1:40.258	100	3:19.861	1 Lap	194	3:29.501	59.898	40	5:10.165	1 Lap	19	3:06.848	2 Laps
73	3:02.548	1 Lap	77	3:55.894	1 Lap	45	3:30.053	1:01.777	15	6:50.438	2 Laps	232	3:18.682	2 Laps
40	2:57.158	1:42.698	169	3:56.465	2:07.903	32	3:31.578	2 Laps	36	3:08.394	55.923	36	2:49.480	1:04.684
616	3:05.724	1 Lap	54	3:57.580	2 Laps	43	3:32.445	3 Laps	11	3:05.781	56.612	11	2:49.260	1:05.153
	8:03.642	2 Laps	165	3:56.094	1 Lap	14	3:32.692	1 Lap	21	3:08.375	1 Lap	21	2:48.681	1 Lap
69	3:08.283	1 Lap	79	3:54.250	1 Lap	62	3:32.557	1 Lap	194	3:07.492	58.812	194	2:48.067	1:06.160
42	3:05.840	1 Lap	44	3:55.277	1 Lap	55	3:32.414	5 Laps	45	3:06.623	59.822	52	3:18.321	2 Laps
61	3:07.347	1 Lap	39	3:45.081	2:15.227	100	3:32.737	1 Lap	66	3:15.991	2 Laps	45	2:52.942	1:12.045
28	3:07.846	1 Lap	73	3:45.644	1 Lap	202	9:46.129	4 Laps	27	3:18.687	2 Laps	110	3:27.228	8 Laps
46	3:09.699	1 Lap	616	3:36.090	1 Lap	77	3:47.512	1 Lap	43	3:08.696	3 Laps	15	3:03.344	2 Laps
25	7:40.460	1 Lap		3:36.151	2 Laps	169	3:47.188	2:05.183	62	3:06.544	1 Lap	62	2:59.382	1 Lap
129	3:10.585	1 Lap	69	3:35.952	1 Lap	54	3:48.081	2 Laps	149	23:33.249	10 Laps	43	3:05.109	3 Laps
33	3:23.990	2 Laps	42	3:36.540	1 Lap	165	3:47.915	1 Lap	14	3:08.220	1 Lap	14	3:02.397	1 Lap
111	3:20.065	2 Laps	61	3:36.956	1 Lap	79	3:47.086	1 Lap	32	3:14.559	2 Laps	66	3:10.218	2 Laps
37	3:16.427	2 Laps	49	3:58.261	1 Lap	44	3:45.617	1 Lap	111	5:31.570	3 Laps	100	3:03.153	1 Lap
2	3:26.045	3:03.730	40	3:49.412	2:21.998	39	3:43.107	2:08.426	100	3:13.958	1 Lap	27	3:18.102	2 Laps
Lap 22			28	3:30.797	1 Lap	73	3:43.350	1 Lap	55	3:22.452	5 Laps	32	3:14.270	2 Laps
30	3:10.112		46	3:26.794	1 Lap	616	3:43.322	1 Lap	49	6:19.984	2 Laps	111	3:25.742	3 Laps
98	3:09.241	0.954	25	3:27.419	1 Lap		3:43.462	2 Laps	169	2:50.121	1:46.726	169	2:52.397	1:58.404
41	3:09.798	1.617	129	3:26.166	1 Lap	69	3:43.638	1 Lap	39	2:50.345	1:50.193		2:49.507	2 Laps
35	3:09.367	2.179	33	3:23.961	2 Laps	42	3:43.709	1 Lap		2:50.014	2 Laps	39	2:53.336	2:02.810
110	3:32.914	8 Laps	37	3:14.695	2 Laps	61	3:43.958	1 Lap	77	3:01.097	1 Lap	25	2:46.111	1 Lap
8	3:05.531	10.223	111	3:27.244	2 Laps	46	3:43.320	1 Lap	44	3:02.418	1 Lap	55	3:23.830	5 Laps
10	3:06.278	11.230	2	3:05.466	2:59.084	25	3:42.368	1 Lap	25	2:53.752	1 Lap	49	3:13.369	2 Laps
6	3:05.695	11.895	Lap 23			129	3:42.498	1 Lap	73	3:00.896	1 Lap	73	2:58.146	1 Lap
7	3:04.530	1 Lap	30	3:49.908		33	3:42.807	2 Laps	79	3:05.599	1 Lap	2	2:53.580	2:20.047
188	3:02.349	1 Lap	98	3:51.267	2.313	37	3:42.807	2 Laps	616	3:04.016	1 Lap	77	3:04.254	1 Lap
31	3:01.181	1 Lap	41	3:51.892	3.601	2	3:12.442	2:21.618	2	2:54.146	2:07.186	44	3:05.034	1 Lap
12	3:02.282	20.734	35	3:51.919	4.190	Lap 24			165	3:08.526	1 Lap	79	3:03.938	1 Lap
9	3:03.869	1 Lap	110	3:46.147	8 Laps	30	3:08.578		69	3:05.108	1 Lap	616	3:03.085	1 Lap
18	2:56.954	1 Lap	8	3:46.560	6.875	41	3:05.569	0.592	42	3:04.519	1 Lap	165	3:02.857	1 Lap
4	3:05.534	2 Laps	10	3:46.541	7.863	98	3:08.439	2.174	28	3:03.924	1 Lap			
101	3:03.705	1 Lap	6	3:46.607	8.594	35	3:06.890	2.502	61	3:04.997	1 Lap			
5	3:04.218	1 Lap	7	3:46.304	1 Lap	8	3:11.990	10.287	46	3:04.417	1 Lap			
21	3:10.188	1 Lap	188	3:46.428	1 Lap	10	3:11.309	10.594	129	3:06.421	1 Lap			
200	3:00.653	1 Lap	31	3:46.552	1 Lap				54	3:18.689	2 Laps			
									33	3:13.651	2 Laps			




1-Spa Six Hours Endurance SPA SIX HOURS Race

Analysis by lap

Lapped

No	Lap Time	Gap	No	Lap Time	Gap	No	Lap Time	Gap	No	Lap Time	Gap	No	Lap Time	Gap
188	3:12.221	3 Laps	101	3:14.895	4 Laps	616	3:35.289	4 Laps	45	3:29.572	2 Laps	37	3:34.178	6 Laps
73	3:12.063	2 Laps	15	3:10.779	2 Laps	111	3:43.778	7 Laps	129	3:49.926	4 Laps	28	3:41.778	3 Laps
22	3:24.099	34 Laps	77	3:09.536	4 Laps	619	3:42.228	30 Laps	32	3:52.479	5 Laps	4	3:13.169	4 Laps
	11:28.225	6 Laps	188	3:12.057	3 Laps	169	3:36.472	2 Laps	12	3:29.855	1 Lap	61	3:34.330	6 Laps
33	3:22.149	5 Laps	42	3:18.122	3 Laps	14	3:27.625	3 Laps	9	3:18.282	2 Laps	200	3:44.050	5 Laps
64	3:18.696	3 Laps	73	3:11.426	2 Laps	66	3:43.538	4 Laps	3	3:22.060	11 Laps	5	3:37.053	2 Laps
72	3:14.568	23 Laps	232	3:16.617	5 Laps	35	3:30.047	7 Laps	69	3:48.578	4 Laps	7	3:49.688	3 Laps
43	3:14.734	3 Laps	72	3:10.568	23 Laps	15	3:27.256	2 Laps	54	3:30.713	4 Laps	27	3:34.818	19 Laps
46	3:15.055	4 Laps		3:13.117	6 Laps	77	3:26.932	4 Laps	352	3:48.906	19 Laps	45	3:25.011	2 Laps
165	3:17.659	4 Laps	43	3:12.366	3 Laps	188	3:25.120	3 Laps	149	14:43.243	31 Laps	9	3:14.751	2 Laps
39	3:46.220	2 Laps	46	3:13.718	4 Laps	49	3:31.771	3 Laps	616	3:36.598	4 Laps	3	3:17.895	11 Laps
41	2:46.457	1 Lap	39	3:13.834	2 Laps	101	3:30.373	4 Laps	14	3:29.918	3 Laps	12	3:25.049	1 Lap
21	8:31.803	2 Laps	165	3:16.154	4 Laps	79	3:39.243	4 Laps	169	3:38.199	2 Laps	16	3:48.441	18 Laps
6	2:47.778	2 Laps	55	3:43.197	8 Laps		3:27.751	6 Laps	111	3:44.364	7 Laps	54	3:27.887	4 Laps
8	2:45.213	1:35.178	64	3:24.346	3 Laps	43	3:27.790	3 Laps	619	3:42.797	30 Laps	129	3:46.768	4 Laps
36	2:46.237	1 Lap	22	3:27.312	34 Laps	46	3:27.983	4 Laps	77	3:25.092	4 Laps	32	3:46.835	5 Laps
30	2:47.961	1 Lap	33	3:26.853	5 Laps	42	3:37.697	3 Laps	188	3:26.141	3 Laps	8	3:05.766	1:08.987
18	2:46.035	4 Laps	110	3:36.687	14 Laps	72	3:34.047	23 Laps	15	3:29.513	2 Laps	69	3:40.578	4 Laps
194	3:00.023	2 Laps	41	2:54.043	1 Lap	232	3:36.897	5 Laps	8	3:11.174	1:22.308	188	3:22.104	3 Laps
11	2:53.349	1 Lap	8	2:53.611	1:35.015	165	3:30.180	4 Laps	35	3:33.593	7 Laps	77	3:25.244	4 Laps
52	3:08.014	5 Laps	6	3:00.586	2 Laps	8	3:08.993	1:29.550	49	3:31.540	3 Laps	616	3:35.005	4 Laps
28	3:06.318	2 Laps	36	2:58.308	1 Lap	39	3:36.828	2 Laps	101	3:31.949	4 Laps	15	3:23.874	2 Laps
98	2:58.447	2 Laps	30	2:59.073	1 Lap	41	3:15.383	1 Lap		3:25.630	6 Laps	169	3:32.470	2 Laps
200	3:07.482	4 Laps	21	3:05.856	2 Laps	64	3:32.804	3 Laps	43	3:29.963	3 Laps	352	3:42.327	19 Laps
186	3:01.537	3 Laps	18	2:57.800	4 Laps	6	3:15.712	2 Laps	41	3:17.432	1 Lap	18	3:08.856	4 Laps
5	3:09.864	1 Lap	11	3:07.672	1 Lap	18	3:11.339	4 Laps	46	3:29.833	4 Laps	35	3:27.939	7 Laps
37	3:09.124	5 Laps	98	3:10.816	2 Laps	73	3:58.546	2 Laps	66	3:49.042	4 Laps	41	3:18.301	1 Lap
61	3:15.531	5 Laps	194	3:19.765	2 Laps	55	3:46.754	8 Laps	79	3:38.964	4 Laps		3:26.792	6 Laps
40	2:57.366	2:24.578	52	3:21.577	5 Laps	33	3:41.069	5 Laps	18	3:13.404	4 Laps	49	3:29.666	3 Laps
129	3:28.087	3 Laps	28	3:24.021	2 Laps	30	3:15.866	1 Lap	6	3:15.836	2 Laps	6	3:13.623	2 Laps
16	3:27.325	17 Laps	186	3:18.146	3 Laps	22	3:43.446	34 Laps	165	3:31.666	4 Laps	619	3:39.981	30 Laps
10	2:58.417	1 Lap	200	3:25.987	4 Laps	21	3:18.493	2 Laps	42	3:36.273	3 Laps	101	3:30.603	4 Laps
31	2:58.841	1 Lap	40	3:09.395	2:40.199	110	3:46.725	14 Laps	30	3:15.024	1 Lap	30	3:12.414	1 Lap
32	3:26.130	4 Laps	5	3:25.462	1 Lap	11	3:20.815	1 Lap	232	3:38.953	5 Laps	43	3:25.122	3 Laps
25	2:52.967	2 Laps	37	3:26.473	5 Laps	36	3:49.955	1 Lap	36	2:50.594	1 Lap	46	3:24.086	4 Laps
7	2:51.715	2 Laps	61	3:26.267	5 Laps	98	3:21.886	2 Laps	72	3:47.084	23 Laps	111	3:43.896	7 Laps
24	9:31.813	2 Laps	31	3:14.388	1 Lap	194	3:29.669	2 Laps	73	3:27.797	2 Laps	149	3:53.920	31 Laps
69	3:19.074	3 Laps	10	3:15.286	1 Lap	186	3:22.116	3 Laps	21	3:23.349	2 Laps	165	3:23.521	4 Laps
135	3:00.012	1 Lap	25	3:11.045	2 Laps	52	3:35.951	5 Laps	64	3:39.047	3 Laps	79	3:29.732	4 Laps
	Lap 50		7	3:11.735	2 Laps	40	3:24.725	2:50.466	22	3:31.880	34 Laps	42	3:30.672	3 Laps
2	2:53.774		27	46:51.635	18 Laps	31	3:21.350	1 Lap	33	3:34.372	5 Laps	21	3:20.732	2 Laps
4	2:55.675	4 Laps	24	3:20.103	2 Laps	25	3:22.641	2 Laps	39	3:52.827	2 Laps	232	3:31.994	5 Laps
45	3:04.666	2 Laps	135	3:13.674	1 Lap	28	3:45.721	2 Laps	55	3:47.658	8 Laps	66	3:44.109	4 Laps
111	9:52.578	7 Laps	16	3:40.876	17 Laps	200	3:41.584	4 Laps	11	3:19.190	1 Lap	64	3:28.416	3 Laps
619	3:23.101	30 Laps		Lap 51		7	3:22.294	2 Laps	110	3:45.458	14 Laps	22	3:25.484	34 Laps
12	2:59.019	1 Lap	2	3:14.458		10	3:29.652	1 Lap	98	3:19.805	2 Laps	33	3:27.307	5 Laps
54	3:08.289	4 Laps	32	3:43.757	5 Laps	37	3:36.087	5 Laps	186	3:19.282	3 Laps	11	3:13.804	1 Lap
616	3:08.568	4 Laps	129	3:47.654	4 Laps	61	3:34.414	5 Laps	194	3:27.138	2 Laps	36	3:39.075	1 Lap
169	3:10.127	2 Laps	4	3:14.450	4 Laps	5	3:40.447	1 Lap	31	3:18.861	1 Lap	98	3:20.210	2 Laps
66	3:21.758	4 Laps	69	3:43.508	4 Laps	135	3:22.065	1 Lap	25	3:17.767	2 Laps	73	3:49.963	2 Laps
3	3:03.021	11 Laps	45	3:24.075	2 Laps	24	3:25.871	2 Laps	52	3:35.473	5 Laps	186	3:16.673	3 Laps
14	3:03.124	3 Laps	12	3:23.739	1 Lap		Lap 52		10	3:23.813	1 Lap	55	3:45.461	8 Laps
9	3:03.704	2 Laps	352	13:20.191	19 Laps	2	3:18.416			Lap 53		194	3:21.474	2 Laps
79	3:11.101	4 Laps	54	3:27.229	4 Laps	27	3:37.619	19 Laps	2	3:19.087		110	3:42.968	14 Laps
35	3:08.547	7 Laps	3	3:19.444	11 Laps	4	3:17.392	4 Laps	135	3:23.115	2 Laps	31	3:13.078	1 Lap
49	3:11.785	3 Laps	9	3:15.974	2 Laps	16	3:49.198	18 Laps	24	3:23.392	3 Laps	25	3:14.004	2 Laps




1-Spa Six Hours Endurance SPA SIX HOURS Race

Analysis by lap

Lapped

No	Lap Time	Gap	No	Lap Time	Gap	No	Lap Time	Gap	No	Lap Time	Gap	No	Lap Time	Gap
Lap 54			186	3:18.734	3 Laps	64	3:30.410	3 Laps	619	3:28.514	30 Laps	79	3:21.699	4 Laps
2	3:09.456		194	3:41.201	2 Laps	11	3:26.120	1 Lap	11	3:04.940	1 Lap	101	3:26.185	4 Laps
4	3:07.213	4 Laps	55	3:51.609	8 Laps	66	3:34.534	4 Laps	52	3:38.647	6 Laps	98	3:12.847	2 Laps
10	3:23.697	2 Laps	31	3:46.184	1 Lap	98	3:28.653	2 Laps	232	3:20.677	5 Laps	69	3:33.200	4 Laps
135	3:14.250	2 Laps	25	3:44.135	2 Laps	73	3:28.549	2 Laps	98	3:08.483	2 Laps	73	3:14.529	2 Laps
24	3:15.547	3 Laps	110	3:56.867	14 Laps	42	3:33.364	3 Laps	73	3:09.905	2 Laps	352	3:32.436	19 Laps
52	3:37.385	6 Laps	Lap 55			186	3:28.333	3 Laps	111	3:33.589	7 Laps	129	3:42.063	4 Laps
61	3:24.119	6 Laps	2	3:39.888		22	3:35.013	34 Laps	186	3:12.293	3 Laps	186	3:16.223	3 Laps
37	3:27.259	6 Laps	4	3:39.305	4 Laps	33	3:34.505	5 Laps	64	3:23.478	3 Laps	16	3:40.778	18 Laps
28	3:33.578	3 Laps	10	3:37.640	2 Laps	194	3:12.974	2 Laps	42	3:22.996	3 Laps	232	3:22.838	5 Laps
5	3:31.262	2 Laps	135	3:37.509	2 Laps	25	3:08.435	2 Laps	22	3:21.657	34 Laps	4	3:02.596	3 Laps
200	3:36.157	5 Laps	24	3:35.967	3 Laps	31	3:09.541	1 Lap	25	3:03.491	2 Laps	9	5:07.384	2 Laps
27	3:32.572	19 Laps	61	3:26.181	6 Laps	4	3:00.185	3 Laps	194	3:12.113	2 Laps	25	3:06.964	2 Laps
9	3:13.558	2 Laps	37	3:26.659	6 Laps	Lap 56			33	3:22.861	5 Laps	619	3:33.298	30 Laps
45	3:18.397	2 Laps	5	3:34.467	2 Laps	2	3:02.958		4	2:59.966	3 Laps	Lap 58		
3	3:11.415	11 Laps	28	3:41.244	3 Laps	135	3:09.346	2 Laps	66	3:33.413	4 Laps	2	3:04.977	
12	3:19.472	1 Lap	14	9:29.988	5 Laps	10	3:11.229	2 Laps	31	3:08.636	1 Lap	52	3:32.530	7 Laps
8	3:02.842	1:02.373	72	8:54.039	25 Laps	24	3:09.531	3 Laps	Lap 57					
54	3:36.602	4 Laps	27	3:36.225	19 Laps	61	3:18.660	6 Laps	2	3:01.452		64	3:20.987	4 Laps
16	3:46.162	18 Laps	9	3:31.571	2 Laps	37	3:20.282	6 Laps	135	3:05.998	2 Laps	31	3:12.168	2 Laps
129	3:43.026	4 Laps	45	3:30.169	2 Laps	8	2:57.874	36.083	24	3:10.390	3 Laps	42	3:22.083	4 Laps
32	3:43.045	5 Laps	3	3:30.085	11 Laps	14	3:15.522	5 Laps	10	3:12.100	2 Laps	111	3:34.659	8 Laps
69	3:41.183	4 Laps	12	3:18.835	1 Lap	3	3:08.719	11 Laps	8	2:54.448	29.079	22	3:23.712	35 Laps
188	3:34.056	3 Laps	8	3:18.682	41.167	5	3:25.772	2 Laps	61	3:19.012	6 Laps	194	3:21.394	3 Laps
77	3:33.220	4 Laps	7	7:52.264	4 Laps	45	3:11.223	2 Laps	3	3:06.565	11 Laps	33	3:22.674	6 Laps
18	3:27.985	4 Laps	18	3:24.968	4 Laps	12	3:11.004	1 Lap	12	3:07.879	1 Lap	135	3:07.320	2 Laps
40	8:45.818	2 Laps	40	3:25.762	2 Laps	9	3:16.499	2 Laps	14	3:12.983	5 Laps	8	2:55.163	19.265
15	3:34.284	2 Laps	129	3:38.556	4 Laps	27	3:26.806	19 Laps	45	3:10.242	2 Laps	24	3:06.806	3 Laps
616	3:37.120	4 Laps	188	3:29.906	3 Laps	72	3:28.942	25 Laps	110	7:07.166	16 Laps	66	3:28.575	5 Laps
41	3:29.452	1 Lap	32	3:38.245	5 Laps	18	2:56.664	4 Laps	5	3:23.338	2 Laps	10	3:06.566	2 Laps
169	3:36.062	2 Laps	41	3:24.224	1 Lap	7	3:14.289	4 Laps	54	9:25.879	6 Laps	55	9:51.223	11 Laps
35	3:31.876	7 Laps	15	3:27.166	2 Laps	41	2:57.262	1 Lap	18	2:59.051	4 Laps	61	3:18.549	6 Laps
6	3:29.820	2 Laps	16	3:42.516	18 Laps	36	3:00.553	2 Laps	41	2:58.546	1 Lap	12	3:05.349	1 Lap
	3:31.830	6 Laps	36	6:16.538	2 Laps	40	3:05.879	2 Laps	27	3:27.332	19 Laps	14	3:05.874	5 Laps
30	3:28.943	1 Lap	77	3:32.887	4 Laps	6	3:03.169	2 Laps	72	3:27.522	25 Laps	45	3:09.198	2 Laps
352	3:41.099	19 Laps	6	3:27.290	2 Laps	30	3:02.442	1 Lap	7	3:08.801	4 Laps	3	3:15.015	11 Laps
49	3:36.469	3 Laps	616	3:31.792	4 Laps	15	3:12.111	2 Laps	36	3:02.043	2 Laps	18	2:53.616	4 Laps
43	3:34.397	3 Laps	69	3:40.307	4 Laps	188	3:14.017	3 Laps	200	10:49.796	7 Laps	41	2:59.437	1 Lap
101	3:35.912	4 Laps	35	3:30.255	7 Laps	77	3:13.363	4 Laps	40	3:02.812	2 Laps	5	3:20.068	2 Laps
46	3:34.981	4 Laps	30	3:28.449	1 Lap	35	3:15.266	7 Laps	6	2:58.094	2 Laps	54	3:20.387	6 Laps
39	6:26.787	3 Laps	169	3:33.370	2 Laps		3:15.854	6 Laps	30	2:57.705	1 Lap	36	2:57.742	2 Laps
619	3:38.996	30 Laps		3:33.895	6 Laps	616	3:24.829	4 Laps	15	3:09.429	2 Laps	7	3:02.585	4 Laps
111	3:40.214	7 Laps	43	3:33.725	3 Laps	169	3:23.804	2 Laps	188	3:10.892	3 Laps	6	2:59.630	2 Laps
165	3:35.460	4 Laps	46	3:33.110	4 Laps	46	3:15.601	4 Laps	77	3:16.814	4 Laps	30	3:00.636	1 Lap
79	3:35.640	4 Laps	52	5:26.297	6 Laps	43	3:16.963	3 Laps	35	3:13.995	7 Laps	40	3:04.561	2 Laps
149	3:46.614	31 Laps	49	3:37.192	3 Laps	32	3:42.180	5 Laps		3:11.770	6 Laps	200	3:14.512	7 Laps
21	3:32.610	2 Laps	101	3:36.133	4 Laps	21	3:11.257	2 Laps	43	3:12.532	3 Laps	27	3:28.359	19 Laps
232	3:32.237	5 Laps	39	3:34.409	3 Laps	129	3:43.577	4 Laps	21	3:08.267	2 Laps	72	3:27.535	25 Laps
66	3:41.830	4 Laps	619	3:36.943	30 Laps	49	3:20.863	3 Laps	46	3:16.137	4 Laps	15	3:10.707	2 Laps
64	3:38.935	3 Laps	352	3:43.243	19 Laps	16	3:44.080	18 Laps	616	3:22.030	4 Laps	110	4:07.965	16 Laps
42	3:56.240	3 Laps	165	3:32.905	4 Laps	165	3:18.437	4 Laps	169	3:22.459	2 Laps	188	3:09.669	3 Laps
22	3:41.713	34 Laps	79	3:33.135	4 Laps	69	3:38.241	4 Laps	11	3:07.507	1 Lap	35	3:14.017	7 Laps
11	3:39.798	1 Lap	21	3:26.749	2 Laps	39	3:24.129	3 Laps	49	3:20.266	3 Laps		3:12.761	6 Laps
33	3:41.475	5 Laps	111	3:38.473	7 Laps	101	3:24.948	4 Laps	165	3:18.867	4 Laps	77	3:22.626	4 Laps
98	3:27.875	2 Laps	149	3:39.451	31 Laps	352	3:23.947	19 Laps	39	3:22.968	3 Laps	21	3:06.324	2 Laps
73	3:28.332	2 Laps	232	3:37.049	5 Laps	79	3:21.238	4 Laps	32	3:30.671	5 Laps	43	3:12.259	3 Laps
									46	3:12.209	4 Laps			




1-Spa Six Hours Endurance SPA SIX HOURS Race

Analysis by lap

Lapped

No	Lap Time	Gap	No	Lap Time	Gap	No	Lap Time	Gap	No	Lap Time	Gap	No	Lap Time	Gap	No	Lap Time	Gap
11	3:03.105	1 Lap	188	3:23.388	3 Laps	40	3:13.547	2 Laps	45	3:33.399	2 Laps	61	3:30.535	6 Laps			
28	11:15.698	5 Laps		3:50.465	6 Laps	5	3:22.062	2 Laps	41	3:32.392	1 Lap	55	3:37.942	11 Laps			
616	3:19.454	4 Laps	77	3:49.532	4 Laps	7	3:21.047	4 Laps	36	3:32.067	2 Laps	21	4:52.304	3 Laps			
169	3:22.238	2 Laps	21	3:50.383	2 Laps	200	3:12.866	7 Laps	6	3:25.655	2 Laps	72	3:13.226	25 Laps			
165	3:16.112	4 Laps	43	3:45.664	3 Laps	72	3:18.422	25 Laps	30	3:25.773	1 Lap	79	4:52.520	5 Laps			
49	3:18.658	3 Laps	46	3:43.416	4 Laps	27	3:26.956	19 Laps	40	3:22.237	2 Laps	188	3:17.754	3 Laps			
98	3:08.137	2 Laps	110	4:14.965	16 Laps	188	3:26.158	3 Laps	18	3:37.784	4 Laps	24	4:30.351	3 Laps			
39	3:17.417	3 Laps	11	3:42.962	1 Lap	15	3:33.371	2 Laps	200	3:12.798	7 Laps	35	9:13.045	9 Laps			
79	3:17.924	4 Laps	28	3:41.830	5 Laps		3:41.015	6 Laps	72	3:17.005	25 Laps	27	3:24.347	19 Laps			
4	3:05.236	3 Laps	616	3:37.358	4 Laps	77	3:40.884	4 Laps	27	3:24.279	19 Laps	39	9:29.755	5 Laps			
101	3:20.069	4 Laps	169	3:32.407	2 Laps	43	3:40.812	3 Laps	188	3:23.026	3 Laps	11	2:58.257	1 Lap			
73	3:14.981	2 Laps	35	4:00.383	7 Laps	46	3:40.400	4 Laps		3:40.039	6 Laps	129	9:31.353	6 Laps			
186	3:10.987	3 Laps	49	3:30.827	3 Laps	11	3:40.414	1 Lap	77	3:40.117	4 Laps	77	3:06.797	4 Laps			
25	3:09.486	2 Laps	165	3:32.713	4 Laps	28	3:40.886	5 Laps	46	3:38.045	4 Laps	46	3:07.661	4 Laps			
Lap 59			98	3:30.704	2 Laps	616	3:41.555	4 Laps	11	3:37.487	1 Lap	616	3:16.231	4 Laps			
2	3:06.016		79	3:27.039	4 Laps	21	3:56.586	2 Laps	28	3:37.550	5 Laps	135	5:52.071	2 Laps			
9	3:13.477	3 Laps	4	3:26.882	3 Laps	37	15:53.021	9 Laps	616	3:36.523	4 Laps		3:20.755	6 Laps			
32	3:31.610	6 Laps	101	3:26.588	4 Laps	110	4:00.251	16 Laps	43	3:49.176	3 Laps	28	3:19.575	5 Laps			
352	3:24.917	20 Laps	73	3:26.315	2 Laps	169	3:57.514	2 Laps	110	3:47.166	16 Laps	4	2:57.744	3 Laps			
69	3:30.608	5 Laps	186	3:26.261	3 Laps	49	3:56.458	3 Laps	165	3:45.689	4 Laps	98	3:04.117	2 Laps			
232	3:25.038	6 Laps	25	3:26.462	2 Laps	165	3:56.089	4 Laps	4	3:43.585	3 Laps	Lap 63					
31	3:15.504	2 Laps	39	3:37.244	3 Laps	98	3:55.718	2 Laps	169	3:47.072	2 Laps	8	2:54.270				
64	3:22.604	4 Laps	Lap 60			4	3:53.589	3 Laps	98	3:45.069	2 Laps	165	3:15.253	5 Laps			
129	3:35.491	5 Laps	2	3:29.693		101	3:53.283	4 Laps	101	3:43.181	4 Laps	9	3:11.384	3 Laps			
8	3:08.171	21.420	9	3:29.146	3 Laps	73	3:54.910	2 Laps	73	3:41.900	2 Laps	186	3:12.898	4 Laps			
194	3:16.940	3 Laps	32	3:27.679	6 Laps	186	3:54.795	3 Laps	186	3:42.034	3 Laps	5	9:14.965	4 Laps			
16	3:37.714	19 Laps	352	3:24.209	20 Laps	9	3:49.940	2 Laps	9	3:41.342	2 Laps	169	3:17.425	3 Laps			
619	3:35.613	31 Laps	69	3:31.243	5 Laps	32	3:49.029	5 Laps	32	3:42.247	5 Laps	73	3:15.094	3 Laps			
42	3:24.560	4 Laps	232	3:31.275	6 Laps	79	4:03.068	4 Laps	49	3:53.486	3 Laps	31	3:08.621	2 Laps			
135	3:17.319	2 Laps	31	3:30.341	2 Laps	352	3:49.124	19 Laps	352	3:41.860	19 Laps	194	3:10.781	3 Laps			
22	3:23.351	35 Laps	64	3:30.494	4 Laps	69	3:40.489	4 Laps	232	3:40.358	5 Laps	101	3:20.997	5 Laps			
24	3:14.861	3 Laps	8	3:28.393	20.120	232	3:41.416	5 Laps	31	3:39.830	1 Lap	352	3:15.654	20 Laps			
52	3:36.731	7 Laps	194	3:28.361	3 Laps	25	4:00.352	2 Laps	64	3:39.973	3 Laps	232	3:17.553	6 Laps			
33	3:25.829	6 Laps	129	3:35.752	5 Laps	31	3:40.515	1 Lap	Lap 62			64	3:16.107	4 Laps			
10	3:17.573	2 Laps	16	3:33.616	19 Laps	Lap 61			8	3:39.737		42	3:16.482	4 Laps			
111	3:34.681	8 Laps	619	3:35.040	31 Laps	2	3:57.411		194	3:39.710	3 Laps	22	3:16.363	35 Laps			
66	3:30.462	5 Laps	42	3:34.742	4 Laps	64	3:39.327	4 Laps	54	3:30.952	7 Laps	10	3:11.143	2 Laps			
55	3:42.870	11 Laps	135	3:34.925	2 Laps	8	3:37.871	0.580	42	3:27.654	4 Laps	41	2:56.192	1 Lap			
12	3:12.421	1 Lap	22	3:34.852	35 Laps	194	3:37.722	3 Laps	619	3:30.205	31 Laps	12	2:59.059	1 Lap			
14	3:11.750	5 Laps	24	3:34.321	3 Laps	54	5:51.436	7 Laps	22	3:28.078	35 Laps	36	2:57.646	2 Laps			
61	3:19.075	6 Laps	52	3:34.563	7 Laps	619	3:42.081	31 Laps	69	3:52.758	5 Laps	32	3:32.648	6 Laps			
3	3:09.758	11 Laps	33	3:34.358	6 Laps	42	3:41.739	4 Laps	52	3:30.793	7 Laps	3	3:00.576	11 Laps			
45	3:12.125	2 Laps	10	3:34.005	2 Laps	22	3:41.435	35 Laps	33	3:30.543	6 Laps	54	3:27.019	7 Laps			
18	3:01.893	4 Laps	111	3:35.986	8 Laps	52	3:41.167	7 Laps	10	3:30.217	2 Laps	30	2:57.751	1 Lap			
41	3:05.446	1 Lap	66	3:41.206	5 Laps	33	3:40.564	6 Laps	111	3:32.960	8 Laps	33	3:20.895	6 Laps			
36	2:59.973	2 Laps	55	3:36.250	11 Laps	10	3:40.567	2 Laps	66	3:30.373	5 Laps	6	2:59.068	2 Laps			
5	3:19.227	2 Laps	12	3:36.231	1 Lap	111	3:36.849	8 Laps	12	3:23.329	1 Lap	619	3:27.198	31 Laps			
6	3:10.810	2 Laps	14	3:36.374	5 Laps	16	3:55.233	19 Laps	3	3:22.190	11 Laps	14	3:04.763	5 Laps			
30	3:08.797	1 Lap	61	3:35.388	6 Laps	135	3:51.690	2 Laps	41	3:20.655	1 Lap	40	3:02.495	2 Laps			
7	3:13.473	4 Laps	3	3:35.487	11 Laps	24	3:51.397	3 Laps	14	3:24.805	5 Laps	110	3:48.370	17 Laps			
40	3:10.358	2 Laps	45	3:34.618	2 Laps	66	3:36.919	5 Laps	36	3:21.227	2 Laps	45	3:04.812	2 Laps			
54	3:28.850	6 Laps	18	3:35.410	4 Laps	55	3:33.853	11 Laps	6	3:22.243	2 Laps	52	3:28.436	7 Laps			
200	3:13.658	7 Laps	41	3:21.779	1 Lap	12	3:33.916	1 Lap	30	3:22.027	1 Lap	200	3:05.495	7 Laps			
72	3:24.712	25 Laps	36	3:21.768	2 Laps	14	3:34.005	5 Laps	45	3:25.947	2 Laps	43	4:11.754	4 Laps			
27	3:29.794	19 Laps	6	3:12.766	2 Laps	61	3:33.923	6 Laps	40	3:22.258	2 Laps	21	2:55.348	3 Laps			
15	3:22.893	2 Laps	30	3:12.787	1 Lap	3	3:33.781	11 Laps	200	3:21.218	7 Laps	111	3:31.915	8 Laps			

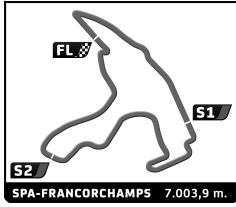


1-Spa Six Hours Endurance SPA SIX HOURS Race

Analysis by lap

Lapped

No	Lap Time	Gap	No	Lap Time	Gap	No	Lap Time	Gap	No	Lap Time	Gap	No	Lap Time	Gap
66	3:23.674	5 Laps	54	3:25.586	7 Laps	43	3:03.311	4 Laps	169	3:23.638	3 Laps	169	3:22.583	3 Laps
61	3:14.192	6 Laps	619	3:27.795	31 Laps	101	3:23.614	5 Laps	21	3:20.649	3 Laps	21	3:20.818	3 Laps
72	3:10.150	25 Laps	32	3:31.202	6 Laps	200	3:04.621	7 Laps	45	3:15.389	2 Laps	45	3:19.987	2 Laps
7	10:18.764	6 Laps	7	2:51.180	6 Laps	7	2:51.864	6 Laps	43	3:14.439	4 Laps	43	3:20.006	4 Laps
35	2:55.865	9 Laps	35	2:51.814	9 Laps	22	3:18.299	35 Laps	7	3:10.443	6 Laps	7	3:20.411	6 Laps
55	3:36.288	11 Laps	61	3:17.975	6 Laps	35	2:52.824	9 Laps	64	3:19.569	4 Laps	64	3:22.057	4 Laps
79	3:12.230	5 Laps	52	3:32.853	7 Laps	42	3:30.255	4 Laps	16	6:48.306	22 Laps	200	3:22.011	7 Laps
24	3:04.358	3 Laps	66	3:24.356	5 Laps	33	3:16.026	6 Laps	200	3:17.628	7 Laps	14	3:21.898	5 Laps
188	3:05.518	3 Laps	110	3:39.086	17 Laps	54	3:21.489	7 Laps	14	3:24.167	5 Laps	35	3:21.950	9 Laps
27	3:21.493	19 Laps	111	3:30.651	8 Laps	619	3:23.948	31 Laps	35	3:12.657	9 Laps	22	3:23.189	35 Laps
39	3:00.528	5 Laps	24	3:02.975	3 Laps	61	3:17.471	6 Laps	22	3:17.185	35 Laps	33	3:18.864	6 Laps
25	8:35.804	4 Laps	188	3:05.568	3 Laps	32	3:27.937	6 Laps	40	3:33.535	2 Laps	54	3:22.677	7 Laps
11	2:56.932	1 Lap	79	3:09.854	5 Laps	24	3:04.598	3 Laps	33	3:17.868	6 Laps	61	3:19.959	6 Laps
15	10:44.271	4 Laps	72	3:30.461	25 Laps	188	3:04.329	3 Laps	54	3:21.532	7 Laps	619	3:28.617	31 Laps
129	3:10.973	6 Laps	25	2:52.237	4 Laps	66	3:21.220	5 Laps	61	3:19.423	6 Laps	32	3:27.749	6 Laps
46	3:05.767	4 Laps	39	3:00.388	5 Laps	79	3:07.812	5 Laps	619	3:27.668	31 Laps	24	3:27.549	3 Laps
37	9:37.214	11 Laps	55	3:31.622	11 Laps	52	3:27.021	7 Laps	32	3:25.856	6 Laps	188	3:27.549	3 Laps
77	3:11.377	4 Laps	18	10:45.841	6 Laps	25	2:54.614	4 Laps	24	3:25.088	3 Laps	40	4:21.869	2 Laps
2	9:19.602	1 Lap	27	3:19.056	19 Laps	72	3:15.448	25 Laps	188	3:22.961	3 Laps	135	8:52.782	4 Laps
4	2:53.920	3 Laps	11	2:55.254	1 Lap	39	3:02.109	5 Laps	66	4:00.825	5 Laps	66	4:05.131	5 Laps
Lap 64			15	3:05.969	4 Laps	111	3:35.457	8 Laps	79	4:01.424	5 Laps	79	4:04.270	5 Laps
8	2:50.832		Lap 65			18	2:54.723	6 Laps	52	4:01.480	7 Laps	52	4:04.315	7 Laps
135	3:06.469	3 Laps	8	2:50.776		110	3:38.481	17 Laps	25	3:59.910	4 Laps	25	4:03.880	4 Laps
98	3:00.082	3 Laps	4	2:55.039	4 Laps	49	11:18.224	6 Laps	72	3:54.016	25 Laps	39	4:03.123	5 Laps
28	3:15.057	6 Laps	2	3:00.697	2 Laps	11	3:06.559	1 Lap	39	3:52.428	5 Laps	111	4:04.569	8 Laps
616	3:19.150	5 Laps	46	3:06.379	5 Laps	55	3:35.526	11 Laps	111	3:51.178	8 Laps	18	4:04.161	6 Laps
	3:26.470	7 Laps	129	3:11.307	7 Laps	27	3:25.830	19 Laps	18	3:52.047	6 Laps	110	4:05.281	17 Laps
9	3:03.956	3 Laps	77	3:06.430	5 Laps	4	2:54.667	3 Laps	110	3:56.496	17 Laps	49	4:04.754	6 Laps
186	3:05.215	4 Laps	37	3:16.393	12 Laps	Lap 66			49	3:37.954	6 Laps	101	4:04.095	5 Laps
31	3:04.042	2 Laps	98	3:01.106	3 Laps	8	3:00.895		101	5:02.321	5 Laps	72	4:16.334	25 Laps
165	3:11.927	5 Laps	135	3:10.486	3 Laps	15	3:09.387	5 Laps	55	3:37.754	11 Laps	55	3:57.645	11 Laps
73	3:09.309	3 Laps	69	8:51.383	7 Laps	2	3:02.950	2 Laps	4	3:35.630	3 Laps	4	3:55.026	3 Laps
194	3:09.085	3 Laps	28	3:13.676	6 Laps	46	3:06.370	5 Laps	15	3:25.219	4 Laps	15	3:54.158	4 Laps
16	9:34.681	21 Laps	616	3:12.897	5 Laps	77	3:07.606	5 Laps	2	3:25.307	1 Lap	2	3:54.193	1 Lap
5	3:14.628	4 Laps	31	3:01.416	2 Laps	129	3:09.737	7 Laps	46	3:22.725	4 Laps	46	3:53.994	4 Laps
169	3:15.146	3 Laps	9	3:04.112	3 Laps	98	3:03.922	3 Laps	129	3:16.816	6 Laps	129	3:54.063	6 Laps
41	2:56.366	1 Lap	186	3:03.407	4 Laps	37	3:21.305	12 Laps	77	3:18.476	4 Laps	77	3:53.904	4 Laps
352	3:12.814	20 Laps	41	2:52.645	1 Lap	69	3:13.031	7 Laps	98	3:12.438	2 Laps	98	3:53.771	2 Laps
36	2:57.448	2 Laps		3:11.003	7 Laps	9	3:05.226	3 Laps	27	3:47.807	19 Laps	37	3:58.330	11 Laps
30	2:57.297	1 Lap	73	3:05.018	3 Laps	36	2:58.042	2 Laps	37	3:42.751	11 Laps	69	3:58.485	6 Laps
101	3:16.249	5 Laps	36	2:56.423	2 Laps	41	3:08.353	1 Lap	69	3:42.668	6 Laps	9	3:58.629	2 Laps
12	3:01.350	1 Lap	194	3:03.984	3 Laps	186	3:10.621	4 Laps	9	3:38.533	2 Laps	36	3:58.995	1 Lap
6	2:57.088	2 Laps	30	2:56.629	1 Lap	31	3:12.944	2 Laps	36	3:37.953	1 Lap	186	3:59.027	3 Laps
3	3:01.305	11 Laps	6	2:57.512	2 Laps	616	3:19.574	5 Laps	186	3:34.030	3 Laps	616	3:59.108	4 Laps
10	3:08.819	2 Laps	12	2:59.502	1 Lap	28	3:21.730	6 Laps	616	3:30.867	4 Laps	28	3:58.417	5 Laps
232	3:17.876	6 Laps	3	2:58.083	11 Laps	73	3:12.534	3 Laps	28	3:30.234	5 Laps	6	3:50.669	1 Lap
64	3:17.966	4 Laps	5	3:09.782	4 Laps	6	3:09.692	2 Laps	Lap 67			12	3:50.447	3:55.791
42	3:17.259	4 Laps	165	3:17.227	5 Laps	12	3:13.514	1 Lap	8	4:29.059		3	3:49.334	10 Laps
22	3:16.543	35 Laps	10	3:03.500	2 Laps	30	3:17.117	1 Lap	6	3:34.465	2 Laps	5	3:50.304	3 Laps
40	3:02.849	2 Laps	169	3:13.834	3 Laps	194	3:18.204	3 Laps	12	3:29.729	1 Lap	352	3:49.943	19 Laps
14	3:05.389	5 Laps	352	3:11.078	20 Laps	3	3:14.146	11 Laps	194	3:30.656	3 Laps	165	3:49.296	4 Laps
45	3:03.312	2 Laps	40	3:01.478	2 Laps	5	3:13.042	4 Laps	3	3:30.981	11 Laps	42	10:02.093	5 Laps
21	2:58.218	3 Laps	21	2:59.956	3 Laps	352	3:09.631	20 Laps	5	3:30.264	4 Laps	169	3:48.527	2 Laps
200	3:07.301	7 Laps	14	3:06.671	5 Laps	165	3:14.207	5 Laps	352	3:29.852	20 Laps	21	3:48.008	2 Laps
43	3:05.102	4 Laps	64	3:14.859	4 Laps		3:33.485	7 Laps	165	3:29.267	5 Laps	194	3:59.115	2 Laps
33	3:22.966	6 Laps	45	3:07.880	2 Laps	10	3:18.439	2 Laps	73	3:47.279	3 Laps	45	3:47.540	1 Lap
											43	3:47.522	3 Laps	




1-Spa Six Hours Endurance SPA SIX HOURS Race

Analysis by lap

Lapped

No	Lap Time	Gap	No	Lap Time	Gap	No	Lap Time	Gap	No	Lap Time	Gap	No	Lap Time	Gap
7	3:46.600	5 Laps	200	3:22.851	6 Laps	200	3:19.036	7 Laps	22	4:37.279	35 Laps	40	4:25.807	2 Laps
64	3:44.472	3 Laps	64	3:24.991	3 Laps	616	3:33.418	5 Laps	54	4:35.278	7 Laps	188	4:26.409	3 Laps
200	3:44.200	6 Laps	Lap 69			64	3:21.136	4 Laps	61	4:29.082	6 Laps	24	4:25.936	3 Laps
14	3:44.596	4 Laps	8	3:12.621	37	3:39.401	12 Laps	40	4:29.753	2 Laps	135	4:26.225	4 Laps	
22	3:44.020	34 Laps	45	3:28.873	2 Laps	22	3:20.059	35 Laps	188	4:30.078	3 Laps	41	4:26.299	2 Laps
54	3:22.081	6 Laps	169	3:32.925	3 Laps	54	3:20.145	7 Laps	24	4:30.163	3 Laps	30	4:24.756	2 Laps
61	3:19.568	5 Laps	22	3:25.350	35 Laps	61	3:26.911	6 Laps	135	4:29.630	4 Laps	72	4:23.763	26 Laps
35	3:52.185	8 Laps	54	3:26.196	7 Laps	40	3:10.786	2 Laps	41	4:19.290	2 Laps	73	4:21.971	6 Laps
Lap 68			61	3:26.215	6 Laps	188	3:08.904	3 Laps	30	4:02.091	2 Laps	36	12:54.944	4 Laps
8	4:22.525		14	3:37.370	5 Laps	24	3:11.031	3 Laps	72	3:56.967	26 Laps	619	12:01.698	33 Laps
33	3:42.153	6 Laps	40	3:17.886	2 Laps	135	3:09.769	4 Laps	73	15:38.716	6 Laps	14	12:36.196	7 Laps
619	3:27.615	31 Laps	24	3:19.783	3 Laps	41	3:04.456	2 Laps	16	19:39.915	26 Laps	16	4:15.189	26 Laps
32	3:27.340	6 Laps	188	3:20.546	3 Laps	30	3:23.099	2 Laps	25	4:47.227	4 Laps	25	4:00.184	4 Laps
24	3:26.992	3 Laps	135	3:15.961	4 Laps	72	3:27.158	26 Laps	18	4:47.331	6 Laps	18	3:59.583	6 Laps
188	3:26.772	3 Laps	32	3:29.111	6 Laps	32	3:43.402	6 Laps	39	4:47.062	5 Laps	39	3:59.506	5 Laps
40	3:14.434	2 Laps	619	3:35.864	31 Laps	25	3:55.024	4 Laps	169	4:46.870	3 Laps	169	3:58.935	3 Laps
135	3:07.625	4 Laps	41	3:03.839	2 Laps	18	3:54.750	6 Laps	79	4:47.072	5 Laps	79	3:59.294	5 Laps
41	9:01.726	2 Laps	30	2:57.566	2 Laps	39	3:44.896	5 Laps	2	4:46.753	1 Lap	2	3:58.688	1 Lap
30	8:50.270	2 Laps	72	5:34.491	26 Laps	169	5:48.059	3 Laps	27	4:46.652	22 Laps	27	3:59.075	22 Laps
66	3:55.835	5 Laps	12:08.961 9 Laps			79	3:43.925	5 Laps	66	4:45.450	5 Laps	10	3:58.468	3 Laps
79	3:55.072	5 Laps	25	2:52.497	4 Laps	2	3:43.219	1 Lap	10	4:45.835	3 Laps	98	3:57.803	2 Laps
52	3:55.252	7 Laps	18	2:51.840	6 Laps	27	14:16.693	22 Laps	149	4:46.003	45 Laps	149	4:00.043	45 Laps
25	3:55.066	4 Laps	39	3:04.420	5 Laps	66	3:39.915	5 Laps	98	4:45.430	2 Laps	15	3:58.190	4 Laps
39	3:53.736	5 Laps	79	3:10.640	5 Laps	10	3:35.329	3 Laps	15	4:45.639	4 Laps	46	3:58.730	4 Laps
18	3:51.348	6 Laps	4	2:58.158	3 Laps	149	50:43.171	45 Laps	46	4:46.220	4 Laps	49	3:58.105	6 Laps
111	3:53.656	8 Laps	2	2:57.462	1 Lap	101	3:35.465	5 Laps	49	4:45.193	6 Laps	129	3:56.545	6 Laps
110	3:52.894	17 Laps	66	3:19.992	5 Laps	98	3:35.809	2 Laps	129	4:44.421	6 Laps	77	3:57.065	4 Laps
49	3:52.287	6 Laps	10	3:03.467	3 Laps	15	3:34.924	4 Laps	77	4:44.354	4 Laps	194	3:56.440	4 Laps
101	3:51.827	5 Laps	101	3:14.396	5 Laps	46	3:34.642	4 Laps	101	4:52.523	5 Laps	66	4:09.472	5 Laps
4	3:49.572	3 Laps	98	3:10.313	2 Laps	4	3:53.421	3 Laps	194	4:44.593	4 Laps	111	3:57.512	8 Laps
15	3:50.630	4 Laps	15	3:14.762	4 Laps	49	3:34.745	6 Laps	111	4:42.660	8 Laps	45	3:56.299	3 Laps
2	3:50.422	1 Lap	46	3:13.939	4 Laps	129	3:35.905	6 Laps	45	10:54.817	3 Laps	52	3:57.863	7 Laps
55	3:52.206	11 Laps	49	3:19.699	6 Laps	77	3:35.058	4 Laps	52	4:44.435	7 Laps	11	3:56.273	3 Laps
46	3:50.675	4 Laps	11	3:13.471	3 Laps	194	9:36.036	4 Laps	11	4:46.931	3 Laps	55	4:03.495	11 Laps
129	3:50.506	6 Laps	129	3:17.120	6 Laps	111	3:35.914	8 Laps	110	4:14.132	17 Laps	9	4:00.716	2 Laps
77	3:50.438	4 Laps	77	3:18.021	4 Laps	11	3:42.973	3 Laps	55	4:13.271	11 Laps	69	4:02.875	6 Laps
98	3:50.450	2 Laps	111	3:33.462	8 Laps	52	3:35.380	7 Laps	69	4:13.599	6 Laps	3	4:02.121	10 Laps
11	11:39.436	3 Laps	52	3:39.208	7 Laps	110	3:53.835	17 Laps	3	4:13.615	10 Laps	33	4:00.684	8 Laps
10	10:06.418	3 Laps	110	3:43.726	17 Laps	55	3:53.196	11 Laps	9	4:13.366	2 Laps	616	11:49.290	6 Laps
69	3:23.405	6 Laps	55	3:42.738	11 Laps	69	3:53.257	6 Laps	33	14:16.428	8 Laps	6	11:57.087	3 Laps
37	3:28.811	11 Laps	69	3:18.450	6 Laps	3	3:53.409	10 Laps	31	4:29.194	4 Laps	110	4:17.819	17 Laps
9	3:26.649	2 Laps	3	3:12.378	10 Laps	9	3:53.561	2 Laps	21	4:28.538	2 Laps	21	3:12.313	2 Laps
186	3:24.809	3 Laps	9	3:15.706	2 Laps	31	4:43.160	4 Laps	7	4:28.118	5 Laps	7	3:11.574	5 Laps
12	3:21.698	2:54.964	31	14:18.962	4 Laps	21	4:42.364	2 Laps	42	4:29.419	5 Laps	42	3:13.072	5 Laps
3	3:21.336	10 Laps	21	3:17.447	2 Laps	7	4:43.058	5 Laps	5	4:29.177	3 Laps	31	3:19.945	4 Laps
616	3:25.091	4 Laps	7	3:15.043	5 Laps	42	4:42.907	5 Laps	43	4:29.006	3 Laps	43	3:15.166	3 Laps
6	3:24.781	1 Lap	42	3:20.614	5 Laps	5	4:42.928	3 Laps	28	4:26.934	5 Laps	5	3:16.339	3 Laps
28	3:25.942	5 Laps	6	3:24.744	1 Lap	43	4:42.816	3 Laps	352	4:25.159	19 Laps	28	3:14.707	9 Laps
5	3:21.885	3 Laps	5	3:23.950	3 Laps	28	4:43.224	5 Laps	200	4:26.602	6 Laps	28	3:19.081	5 Laps
352	3:22.008	19 Laps	43	3:17.740	3 Laps	Lap 71			64	4:27.012	9 Laps	200	3:17.070	6 Laps
36	3:31.611	1 Lap	28	3:27.525	5 Laps	8	4:42.471	Lap 72			352	3:20.988	19 Laps	
42	3:19.560	5 Laps	165	3:24.169	4 Laps	352	4:42.900	20 Laps	8	4:31.359	40	3:18.323	1 Lap	
21	3:18.261	2 Laps	Lap 70			200	4:42.235	7 Laps	22	4:27.551	35 Laps	41	3:15.022	1 Lap
165	3:24.513	4 Laps	8	3:15.048	42	6:41.478	10 Laps	54	4:27.600	7 Laps	64	3:24.371	3 Laps	
43	3:20.668	3 Laps	352	3:28.878	20 Laps	64	4:41.152	4 Laps	24	3:19.314	2 Laps	30	3:15.039	1 Lap
7	3:19.793	5 Laps	Lap 67			165	4:47.028	5 Laps	61	4:26.760	6 Laps	24	3:19.314	2 Laps
												135	3:20.932	3 Laps

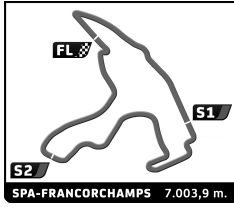


1-Spa Six Hours Endurance SPA SIX HOURS Race

Analysis by lap

Lapped

No	Lap Time	Gap	No	Lap Time	Gap	No	Lap Time	Gap	No	Lap Time	Gap	No	Lap Time	Gap
54	3:27.099	6 Laps	14	3:00.839	5 Laps	72	3:24.015	24 Laps	54	3:30.399	5 Laps	9	9:12.543	2 Laps
72	3:19.233	25 Laps	54	3:21.427	5 Laps	55	3:49.458	10 Laps	101	3:30.018	5 Laps	98	9:52.724	2 Laps
61	3:29.798	5 Laps	73	3:10.563	4 Laps	4	16:56.691	5 Laps	619	3:27.552	31 Laps	25	2:49.433	2 Laps
188	3:28.048	2 Laps	64	3:28.404	2 Laps	73	3:38.659	4 Laps	52	5:47.616	6 Laps	10	2:49.409	1 Lap
36	3:22.097	3 Laps	61	3:21.219	4 Laps	54	3:41.232	5 Laps	18	4:02.247	4 Laps	11	2:50.082	1 Lap
14	3:18.170	6 Laps	101	8:33.559	5 Laps	101	3:37.250	5 Laps	25	4:02.003	2 Laps	110	15:56.065	19 Laps
22	3:39.591	34 Laps	619	3:22.442	31 Laps	619	3:28.897	31 Laps	10	4:01.908	1 Lap	194	2:51.325	2 Laps
73	3:29.679	5 Laps	18	2:48.001	4 Laps	61	3:48.022	4 Laps	66	4:02.381	4 Laps	Lap 76		
619	3:29.854	32 Laps	25	2:48.921	2 Laps	18	4:05.084	4 Laps	39	4:01.559	3 Laps	8	2:49.492	
18	2:49.292	5 Laps	10	2:51.424	1 Lap	25	4:03.534	2 Laps	194	4:01.208	2 Laps	6	2:51.757	2 Laps
25	2:51.632	3 Laps	66	5:41.401	4 Laps	10	3:54.848	1 Lap	11	3:59.609	1 Lap	39	2:59.451	4 Laps
10	2:50.724	2 Laps	39	3:00.386	3 Laps	66	3:46.822	4 Laps	79	3:59.980	3 Laps	7	2:50.663	4 Laps
16	4:10.288	25 Laps	169	2:58.889	1 Lap	39	3:46.341	3 Laps	15	3:59.628	2 Laps	15	3:04.726	3 Laps
39	2:58.452	4 Laps	194	2:56.762	2 Laps	194	3:36.197	2 Laps	6	3:58.584	1 Lap	165	3:05.112	5 Laps
169	3:00.136	2 Laps	11	2:54.942	1 Lap	11	3:35.760	1 Lap	165	3:59.700	4 Laps	49	3:01.728	5 Laps
79	3:08.520	4 Laps	79	3:10.401	3 Laps	79	3:28.093	3 Laps	46	3:59.702	2 Laps	46	3:05.639	3 Laps
98	3:04.776	1 Lap	77	3:04.777	2 Laps	15	3:26.348	2 Laps	Lap 75			66	3:12.218	5 Laps
194	3:00.632	3 Laps	15	3:08.376	2 Laps	169	3:50.749	1 Lap	8	3:57.641		79	3:13.787	4 Laps
165	9:49.257	5 Laps	165	3:10.285	4 Laps	165	3:25.846	4 Laps	49	3:58.586	5 Laps	129	3:06.701	5 Laps
15	3:06.261	3 Laps	6	2:56.614	1 Lap	6	3:26.379	1 Lap	37	3:58.570	13 Laps	45	3:06.324	2 Laps
11	2:57.773	2 Laps	46	3:06.537	2 Laps	46	3:25.347	2 Laps	129	3:58.754	5 Laps	69	3:01.438	5 Laps
77	3:05.486	3 Laps	Lap 73			77	3:31.723	2 Laps	27	3:54.149	21 Laps	27	3:16.157	21 Laps
37	14:34.130	13 Laps	8	8:35.420		Lap 74			45	3:53.929	2 Laps	22	3:16.391	36 Laps
27	3:16.678	21 Laps	98	3:16.222	1 Lap	8	3:26.184		7	3:10.586	4 Laps	30	2:47.223	47.698
46	3:10.090	3 Laps	49	3:12.588	5 Laps	49	3:20.470	5 Laps	22	12:28.229	36 Laps	41	2:46.859	48.134
49	3:11.630	5 Laps	37	3:16.616	13 Laps	37	3:21.306	13 Laps	55	5:58.413	11 Laps	18	3:51.970	5 Laps
129	3:12.015	5 Laps	129	3:15.802	5 Laps	129	3:18.448	5 Laps	69	3:13.381	5 Laps	21	2:56.216	1 Lap
45	3:13.028	2 Laps	27	3:24.438	21 Laps	27	3:20.689	21 Laps	21	3:27.884	1 Lap	43	2:58.559	2 Laps
6	2:58.120	2 Laps	45	3:16.328	2 Laps	45	3:21.038	2 Laps	43	3:26.565	2 Laps	37	3:48.320	13 Laps
3	3:00.416	9 Laps	3	3:16.420	9 Laps	7	3:48.233	4 Laps	30	3:24.164	49.967	42	2:59.968	4 Laps
69	3:04.570	5 Laps	16	4:04.495	25 Laps	69	3:50.199	5 Laps	41	3:24.033	50.767	40	2:56.811	1:04.118
9	3:06.298	1 Lap	69	3:28.526	5 Laps	16	4:04.756	25 Laps	42	3:29.339	4 Laps		2:57.659	8 Laps
149	3:33.857	44 Laps	7	3:16.816	4 Laps	21	3:44.495	1 Lap	616	3:33.583	5 Laps	55	3:41.446	11 Laps
33	3:15.897	7 Laps	9	3:33.042	1 Lap	616	3:44.131	5 Laps	40	3:25.188	56.799	14	2:56.962	5 Laps
7	2:51.392	4 Laps	21	3:38.677	1 Lap	149	3:43.892	44 Laps	200	3:27.421	5 Laps	200	3:02.626	5 Laps
616	3:15.676	5 Laps	616	3:41.911	5 Laps	42	3:44.156	4 Laps		3:29.270	8 Laps	188	2:57.757	3 Laps
111	3:31.122	7 Laps	149	3:47.297	44 Laps	43	3:44.297	2 Laps	31	3:29.755	3 Laps	616	3:08.878	5 Laps
32	14:03.657	7 Laps	42	3:32.156	4 Laps	32	3:43.811	7 Laps	5	3:28.522	2 Laps	31	3:04.684	3 Laps
21	2:54.420	1 Lap	43	3:31.629	2 Laps	111	3:43.697	7 Laps	36	3:24.398	2 Laps	24	3:03.075	1 Lap
52	3:34.316	6 Laps	32	3:43.711	7 Laps	30	3:43.737	1:23.444	32	3:36.266	7 Laps	135	3:02.732	2 Laps
42	2:59.880	4 Laps	111	3:47.236	7 Laps	41	3:43.664	1:24.375	24	3:24.006	1 Lap	5	3:06.678	2 Laps
43	2:58.048	2 Laps	30	3:27.030	1:05.891		3:43.165	8 Laps	14	3:22.565	5 Laps	72	3:06.449	24 Laps
2	4:02.432	6:11.552	41	3:28.171	1:06.895	31	3:41.836	3 Laps	135	3:24.068	2 Laps	352	3:09.070	18 Laps
	2:58.857	8 Laps		3:31.948	8 Laps	200	3:41.565	5 Laps	149	3:42.206	44 Laps	28	3:10.131	4 Laps
41	2:50.252	6:14.144	33	3:52.403	7 Laps	5	3:41.453	2 Laps	188	3:22.992	3 Laps	32	3:18.494	7 Laps
30	2:49.805	6:14.281	31	3:31.829	3 Laps	40	3:40.038	1:29.252	352	3:32.274	18 Laps	73	3:07.734	4 Laps
31	3:06.981	3 Laps	200	3:30.927	5 Laps	352	3:41.248	18 Laps	111	3:41.598	7 Laps	101	3:08.530	5 Laps
200	3:02.309	5 Laps	5	3:31.448	2 Laps	36	3:41.211	2 Laps	28	3:29.921	4 Laps	149	3:29.347	44 Laps
5	3:07.757	2 Laps	40	3:27.205	1:15.398	24	3:41.310	1 Lap	72	3:24.853	24 Laps	111	3:26.761	7 Laps
40	3:00.227	6:23.613	352	3:26.267	18 Laps	28	3:40.485	4 Laps	16	3:59.529	25 Laps	4	3:18.638	5 Laps
55	3:48.731	10 Laps	52	3:52.290	6 Laps	135	3:40.977	2 Laps	73	3:20.515	4 Laps	36	3:47.545	2 Laps
352	3:09.844	18 Laps	36	3:21.440	2 Laps	14	3:40.252	5 Laps	101	3:19.021	5 Laps	619	3:18.524	31 Laps
28	3:14.727	4 Laps	24	3:25.857	1 Lap	188	10:05.795	3 Laps	4	3:27.321	5 Laps	54	3:21.014	5 Laps
24	3:02.499	1 Lap	28	3:28.303	4 Laps	72	3:37.617	24 Laps	54	3:25.071	5 Laps	33	11:05.752	9 Laps
36	2:56.221	2 Laps	135	3:23.555	2 Laps	4	3:30.566	5 Laps	619	3:24.442	31 Laps	64	3:12.704	4 Laps
135	3:04.579	2 Laps	14	3:18.285	5 Laps	73	3:30.427	4 Laps	64	10:47.897	4 Laps	16	3:56.300	25 Laps
72	3:09.868	24 Laps												




1-Spa Six Hours Endurance SPA SIX HOURS Race

Analysis by lap

Lapped

No	Lap Time	Gap	No	Lap Time	Gap	No	Lap Time	Gap	No	Lap Time	Gap	No	Lap Time	Gap			
169	9:18.880	3 Laps	619	3:20.856	31 Laps	Lap 79		25	2:48.188	3 Laps	7	2:45.152	4 Laps				
98	2:51.338	2 Laps	98	2:50.782	2 Laps	8	2:47.833	73	3:05.628	5 Laps	28	3:11.024	5 Laps				
10	2:46.813	1 Lap	25	2:47.289	2 Laps	10	2:48.752	2 Laps	10	2:48.896	2 Laps	6	2:49.830	2 Laps			
25	2:48.066	2 Laps	10	2:48.535	1 Lap	55	3:34.885	12 Laps	77	3:07.185	6 Laps	16	3:51.860	27 Laps			
9	3:04.113	2 Laps	169	3:00.018	3 Laps	169	3:01.232	4 Laps	101	3:10.173	6 Laps	73	3:06.468	5 Laps			
11	2:47.315	1 Lap	Lap 78		6	2:51.447	2 Laps	6	2:48.390	2 Laps	77	3:05.307	6 Laps				
Lap 77			8	2:43.779	64	3:13.481	5 Laps	52	3:16.439	9 Laps	11	2:50.485	2 Laps				
8	2:44.061	194	2:49.063	3 Laps	33	3:17.061	10 Laps	7	2:45.816	4 Laps	37	3:17.450	14 Laps				
194	2:49.063	3 Laps	11	2:53.550	2 Laps	11	2:55.224	2 Laps	32	3:15.120	8 Laps	194	2:52.133	3 Laps			
6	2:49.501	2 Laps	6	2:47.817	2 Laps	7	2:48.790	4 Laps	11	2:52.187	2 Laps	101	3:06.246	6 Laps			
7	2:46.711	4 Laps	7	2:46.407	4 Laps	194	2:57.874	3 Laps	194	2:51.136	3 Laps	169	2:58.982	4 Laps			
39	3:01.077	4 Laps	9	3:02.847	3 Laps	111	3:28.207	8 Laps	169	3:00.256	4 Laps	18	2:48.627	6 Laps			
15	3:07.376	3 Laps	18	5:06.342	6 Laps	149	3:28.436	45 Laps	64	3:09.800	5 Laps	52	3:15.247	9 Laps			
46	3:04.453	3 Laps	39	2:57.548	4 Laps	54	3:18.984	6 Laps	18	2:51.296	6 Laps	32	3:14.260	8 Laps			
165	3:07.613	5 Laps	16	3:56.940	26 Laps	9	3:01.416	3 Laps	9	3:00.911	3 Laps	41	2:44.767	48.064			
49	3:07.934	5 Laps	3	2:51.857	12 Laps	18	2:50.536	6 Laps	41	2:44.638	49.906	30	2:46.964	56.605			
66	3:10.626	5 Laps	15	3:01.570	3 Laps	39	2:58.061	4 Laps	33	3:21.544	10 Laps	9	2:56.911	3 Laps			
79	3:06.751	4 Laps	41	2:49.136	54.268	41	2:45.136	51.571	55	3:36.649	12 Laps	3	2:48.356	12 Laps			
129	3:07.568	5 Laps	49	3:01.850	5 Laps	30	2:47.477	55.823	39	2:56.798	4 Laps	39	2:52.930	4 Laps			
3	13:25.146	12 Laps	30	2:49.777	56.179	3	2:51.140	12 Laps	54	3:20.459	6 Laps	64	3:13.092	5 Laps			
69	3:04.118	5 Laps	46	3:04.842	3 Laps	49	3:06.719	5 Laps	30	2:46.730	56.250	61	5:32.381	10 Laps			
45	3:05.669	2 Laps	165	3:05.635	5 Laps	15	3:09.867	3 Laps	3	2:46.239	12 Laps	54	3:21.035	6 Laps			
41	2:44.838	48.911	69	2:59.154	5 Laps	69	3:03.986	5 Laps	111	3:24.728	8 Laps	111	3:21.994	8 Laps			
30	2:46.544	50.181	45	3:05.223	2 Laps	46	3:09.784	3 Laps	149	3:24.850	45 Laps	55	3:29.741	12 Laps			
110	3:41.418	20 Laps	79	3:09.200	4 Laps	165	3:08.532	5 Laps	69	2:58.301	5 Laps	149	3:21.964	45 Laps			
27	3:12.834	21 Laps	129	3:08.287	5 Laps	61	17:41.179	9 Laps	49	3:01.400	5 Laps	69	2:57.037	5 Laps			
22	3:13.346	36 Laps	66	3:10.053	5 Laps	45	3:05.858	2 Laps	15	3:01.722	3 Laps	36	2:47.134	3 Laps			
21	2:57.562	1 Lap	21	2:55.880	1 Lap	129	3:06.241	5 Laps	21	2:52.745	1 Lap	49	3:00.270	5 Laps			
43	2:59.025	2 Laps	40	2:56.226	1:28.885	79	3:07.493	4 Laps	46	3:03.500	3 Laps	15	3:00.739	3 Laps			
40	2:56.381	1:16.438	43	2:59.131	2 Laps	21	2:57.577	1 Lap	165	3:05.174	5 Laps	21	3:08.187	1 Lap			
42	2:58.423	4 Laps	36	5:02.185	3 Laps	66	3:09.804	5 Laps	36	2:51.504	3 Laps	14	2:54.285	5 Laps			
	2:59.558	8 Laps	42	3:00.084	4 Laps	4	4:34.434	6 Laps	40	2:54.722	1:43.606	40	2:57.115	1:54.112			
14	2:56.590	5 Laps	14	2:54.535	5 Laps	40	2:54.135	1:35.187	129	3:04.011	5 Laps	46	3:05.862	3 Laps			
188	2:55.275	3 Laps		2:58.247	8 Laps	36	2:50.995	3 Laps	45	3:06.208	2 Laps	43	2:57.836	2 Laps			
200	3:01.874	5 Laps	27	3:16.648	21 Laps	43	2:56.169	2 Laps	14	2:54.211	5 Laps	165	3:06.185	5 Laps			
24	3:01.163	1 Lap	188	2:57.302	3 Laps	14	2:52.380	5 Laps	43	2:55.692	2 Laps						
31	3:03.128	3 Laps	110	3:28.640	20 Laps	42	2:57.560	4 Laps	79	3:06.680	4 Laps	45	3:02.400	2 Laps			
135	3:01.689	2 Laps	22	3:19.924	36 Laps		2:56.072	8 Laps		2:53.085	8 Laps	129	3:03.352	5 Laps			
37	3:17.137	13 Laps	200	3:02.218	5 Laps	188	2:56.956	3 Laps	66	3:07.747	5 Laps	42	2:56.936	4 Laps			
616	3:08.073	5 Laps	24	2:59.152	1 Lap	16	3:59.406	26 Laps	42	2:56.684	4 Laps	188	2:54.981	3 Laps			
5	3:05.466	2 Laps	31	2:59.116	3 Laps	27	3:14.003	21 Laps	188	2:57.072	3 Laps	79	3:05.121	4 Laps			
72	3:02.204	24 Laps	135	3:00.267	2 Laps	200	3:04.079	5 Laps	200	3:02.688	5 Laps	66	3:06.206	5 Laps			
352	3:05.113	18 Laps	5	3:05.963	2 Laps	135	3:04.479	2 Laps	24	2:58.018	1 Lap	200	3:02.016	5 Laps			
28	3:09.640	4 Laps	616	3:06.859	5 Laps	24	3:08.841	1 Lap	135	3:00.056	2 Laps	31	2:59.976	3 Laps			
55	3:36.691	11 Laps	72	3:03.976	24 Laps	31	3:08.099	3 Laps	31	2:59.475	3 Laps	24	3:03.153	1 Lap			
52	7:51.843	8 Laps	352	3:04.317	18 Laps	22	3:21.017	36 Laps	27	3:13.659	21 Laps	135	3:02.148	2 Laps			
32	3:17.175	7 Laps	37	3:17.514	13 Laps	110	3:27.862	20 Laps	72	3:03.042	24 Laps						
73	3:08.380	4 Laps	28	3:08.137	4 Laps	72	3:04.511	24 Laps	616	3:07.728	5 Laps						
77	11:41.215	5 Laps	73	3:08.465	4 Laps	616	3:08.623	5 Laps	352	3:06.936	18 Laps						
101	3:11.522	5 Laps	77	3:06.852	5 Laps	352	3:03.353	18 Laps	Lap 81								
111	3:23.549	7 Laps	52	3:17.672	8 Laps	28	3:09.299	4 Laps	8	2:46.609	22	3:18.015	37 Laps				
149	3:25.465	44 Laps	101	3:10.296	5 Laps	37	3:21.155	13 Laps	98	2:47.946	3 Laps	72	3:02.652	25 Laps			
4	3:16.625	5 Laps	32	3:19.550	7 Laps	98	2:49.125	2 Laps	25	2:48.420	3 Laps	27	3:12.985	22 Laps			
33	3:13.078	9 Laps	98	2:50.505	2 Laps	Lap 80			10	2:47.936	2 Laps	10	2:51.728	2 Laps			
64	3:13.281	4 Laps	25	2:48.296	2 Laps	8	2:46.303	25	2:48.420	3 Laps	7	2:45.261	4 Laps				
54	3:18.624	5 Laps						10	2:47.936	2 Laps	616	3:07.464	6 Laps				
								110	3:25.299	21 Laps	352	3:06.709	19 Laps				

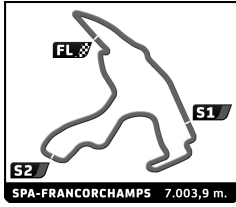


1-Spa Six Hours Endurance SPA SIX HOURS Race

Analysis by lap

Lapped

No	Lap Time	Gap	No	Lap Time	Gap	No	Lap Time	Gap	No	Lap Time	Gap	No	Lap Time	Gap
149	3:23.177	49 Laps	40	2:52.661	1 Lap	61	3:11.224	12 Laps	69	2:55.394	6 Laps	43	2:57.824	3 Laps
40	2:53.991	1 Lap	98	3:16.253	3 Laps	169	2:59.492	5 Laps	61	3:13.194	12 Laps	66	3:08.656	8 Laps
6	2:48.787	2 Laps	169	2:58.356	5 Laps		2:50.067	9 Laps	11	2:50.607	2 Laps	61	3:17.667	12 Laps
169	3:00.655	5 Laps	149	3:22.390	49 Laps	14	2:50.436	6 Laps	55	3:32.072	16 Laps	55	3:25.976	16 Laps
16	3:39.520	31 Laps		2:54.736	9 Laps	194	2:49.068	3 Laps	42	2:55.836	5 Laps	77	3:04.515	7 Laps
110	6:52.333	24 Laps	14	2:56.589	6 Laps	69	2:56.593	6 Laps	43	2:56.024	3 Laps	73	3:02.352	6 Laps
14	2:56.157	6 Laps	69	2:56.718	6 Laps	42	2:53.532	5 Laps	77	3:02.961	7 Laps	200	3:06.509	9 Laps
	2:57.398	9 Laps	194	2:53.454	3 Laps	43	2:53.077	3 Laps	200	3:06.468	9 Laps	188	2:57.357	4 Laps
200	3:09.857	9 Laps	42	2:57.404	5 Laps	10	2:48.121	2 Laps	73	3:05.485	6 Laps			
30	3:21.343	2 Laps	43	2:57.763	3 Laps	11	2:52.925	2 Laps	149	3:18.767	49 Laps	Lap 98		
69	2:55.531	6 Laps	200	3:09.012	9 Laps	149	3:19.608	49 Laps	49	3:00.659	6 Laps	8	2:43.541	
352	3:38.133	23 Laps	11	2:53.792	2 Laps	77	3:04.072	7 Laps	188	2:57.468	4 Laps	49	3:00.504	7 Laps
111	3:38.107	11 Laps	77	3:05.731	7 Laps	200	3:07.592	9 Laps	45	2:58.941	3 Laps	45	2:59.222	4 Laps
77	3:01.535	7 Laps	10	2:48.051	2 Laps	73	3:04.188	6 Laps	101	3:06.886	7 Laps	3	2:50.310	13 Laps
73	3:00.685	6 Laps	73	3:07.366	6 Laps	101	3:04.717	7 Laps	15	3:01.188	4 Laps	101	3:03.805	8 Laps
42	2:54.357	5 Laps	16	3:37.873	31 Laps	49	2:59.512	6 Laps	3	2:47.245	12 Laps	36	2:44.829	4 Laps
43	2:54.262	3 Laps	30	3:22.104	2 Laps	45	2:59.347	3 Laps				149	3:17.219	50 Laps
194	2:47.977	3 Laps	101	3:05.873	7 Laps	188	2:56.642	4 Laps	Lap 97					
11	2:49.144	2 Laps	49	3:00.269	6 Laps	15	3:01.685	4 Laps	8	2:41.615		15	3:02.910	5 Laps
101	3:06.058	7 Laps	45	2:58.233	3 Laps	30	3:23.444	2 Laps	36	2:49.668	4 Laps	7	2:43.816	4 Laps
10	2:47.516	2 Laps	110	3:48.237	24 Laps	3	2:49.500	12 Laps	30	3:17.591	3 Laps	41	2:43.634	36.409
49	2:59.578	6 Laps	188	2:59.043	4 Laps	16	3:42.024	31 Laps		4:22.362	10 Laps	129	3:02.510	7 Laps
45	2:58.335	3 Laps	352	3:37.136	23 Laps				129	3:03.957	7 Laps	165	3:02.754	7 Laps
15	2:58.588	4 Laps	15	3:02.054	4 Laps	Lap 96			165	3:03.719	7 Laps	25	2:48.249	3 Laps
188	2:58.480	4 Laps	111	3:37.356	11 Laps	8	2:41.873		7	2:44.572	4 Laps	30	3:21.279	3 Laps
129	3:03.938	6 Laps	129	3:04.185	6 Laps	129	3:04.806	7 Laps	41	2:43.322	36.316	4	2:50.705	12 Laps
52	3:09.342	10 Laps	165	3:03.186	6 Laps	165	3:04.501	7 Laps	25	2:50.979	3 Laps	52	8:21.354	13 Laps
165	3:03.891	6 Laps	3	2:47.903	12 Laps	36	2:43.512	4 Laps	4	2:57.841	12 Laps	39	2:53.463	5 Laps
619	3:26.617	43 Laps	Lap 95			352	3:32.473	24 Laps	352	3:31.559	24 Laps	6	2:49.983	2 Laps
31	2:57.998	4 Laps	8	2:45.732		110	3:41.332	25 Laps	9	22:50.610	11 Laps	9	2:58.884	11 Laps
46	3:08.222	6 Laps	36	2:46.908	4 Laps	7	2:44.715	4 Laps	39	2:55.304	5 Laps	21	3:42.711	10 Laps
79	3:06.117	5 Laps	46	3:11.082	7 Laps	46	3:10.565	7 Laps	46	3:10.947	7 Laps	7	2:43.816	4 Laps
54	3:06.124	8 Laps	619	3:26.214	44 Laps	54	3:08.600	9 Laps	54	3:12.762	9 Laps	41	2:43.634	36.409
3	2:48.800	12 Laps	54	3:09.070	9 Laps	4	2:50.577	12 Laps	16	3:47.250	32 Laps	129	3:02.510	7 Laps
64	3:06.640	6 Laps	79	3:12.521	6 Laps	41	2:42.524	34.609	135	3:02.184	4 Laps	25	2:50.979	3 Laps
37	3:14.446	16 Laps	64	3:10.538	7 Laps	79	3:12.461	6 Laps	6	2:50.202	2 Laps	4	2:57.841	12 Laps
36	2:49.347	3 Laps	72	3:03.048	26 Laps	25	2:47.639	3 Laps	72	3:04.758	26 Laps	39	2:49.983	2 Laps
Lap 94			135	3:03.670	4 Laps	64	3:09.454	7 Laps	110	3:39.345	25 Laps	6	2:49.983	2 Laps
8	2:42.358		4	5:48.601	12 Laps	135	3:06.170	4 Laps	21	2:50.888	2 Laps	9	2:58.884	11 Laps
72	3:03.936	26 Laps	7	2:42.553	4 Laps	72	3:08.086	26 Laps	79	3:14.417	6 Laps	21	3:42.711	10 Laps
135	3:02.787	4 Laps	37	3:17.814	17 Laps	39	2:55.371	5 Laps	64	3:13.591	7 Laps	135	3:03.757	4 Laps
22	3:18.149	39 Laps	41	2:50.062	33.958	619	3:26.443	44 Laps	16	3:47.250	32 Laps	46	3:09.682	7 Laps
55	3:25.938	16 Laps	39	2:57.299	5 Laps	6	2:47.520	2 Laps	352	3:31.559	24 Laps	54	3:12.038	9 Laps
32	3:17.933	10 Laps	25	2:51.398	3 Laps	21	3:02.772	2 Laps	9	22:50.610	11 Laps	40	3:12.038	9 Laps
616	3:06.611	7 Laps	22	3:16.162	39 Laps	616	3:07.687	7 Laps	39	2:55.304	5 Laps	40	2:54.889	1 Lap
39	2:51.453	5 Laps	616	3:07.872	7 Laps	37	3:15.915	17 Laps	46	3:10.947	7 Laps	54	3:12.038	9 Laps
28	3:07.284	7 Laps	21	2:53.934	2 Laps	22	3:16.303	39 Laps	54	3:12.762	9 Laps	40	2:54.889	1 Lap
33	3:05.579	15 Laps	32	3:16.569	10 Laps	33	3:06.050	15 Laps	16	3:47.250	32 Laps	40	2:54.889	1 Lap
7	2:45.382	4 Laps	28	3:07.915	7 Laps	40	2:52.117	1 Lap	135	3:02.184	4 Laps	64	3:10.283	7 Laps
25	2:46.352	3 Laps	33	3:06.616	15 Laps	28	3:07.899	7 Laps	6	2:50.202	2 Laps	79	3:12.055	6 Laps
41	2:43.151	29.628	52	4:19.282	11 Laps	32	3:17.740	10 Laps	72	3:04.758	26 Laps	352	3:33.797	24 Laps
21	2:52.085	2 Laps	6	2:47.951	2 Laps	27	3:08.482	23 Laps	110	3:39.345	25 Laps	10	2:47.326	2 Laps
27	3:11.033	23 Laps	55	3:30.715	16 Laps	14	2:54.797	6 Laps	21	2:50.888	2 Laps	72	3:25.800	26 Laps
66	3:07.387	8 Laps	27	3:09.138	23 Laps	169	2:59.345	5 Laps	79	3:14.417	6 Laps	194	2:54.327	3 Laps
61	3:13.287	12 Laps	40	2:52.403	1 Lap	194	2:50.054	3 Laps	64	3:13.591	7 Laps	14	2:57.914	6 Laps
6	2:46.672	2 Laps	66	3:10.053	8 Laps	10	2:44.246	2 Laps	40	2:53.516	1 Lap	110	3:35.958	25 Laps
						66	3:10.522	8 Laps	619	3:25.387	44 Laps	33	3:10.143	15 Laps
									33	3:04.897	15 Laps	16	3:43.823	32 Laps
									37	3:12.901	17 Laps	11	2:53.415	2 Laps
									22	3:10.881	39 Laps	28	3:11.337	7 Laps
									616	3:16.010	7 Laps	169	2:58.826	5 Laps
									28	3:07.970	7 Laps	37	3:16.894	17 Laps
									10	2:45.705	2 Laps	42	2:56.084	5 Laps
									14	2:54.097	6 Laps	69	2:57.445	6 Laps
									194	2:50.979	3 Laps	22	3:19.037	39 Laps
									169	3:01.053	5 Laps	43	2:56.557	4 Laps
									11	2:50.839	2 Laps	619	3:29.443	44 Laps
									69	2:56.708	6 Laps	27	3:11.380	23 Laps
									27	3:13.938	23 Laps	66	3:08.975	8 Laps
									42	2:53.986	5 Laps	32	3:13.868	10 Laps
									32	3:19.739	10 Laps			

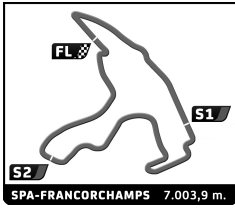


1-Spa Six Hours Endurance SPA SIX HOURS Race

Analysis by lap

Lapped

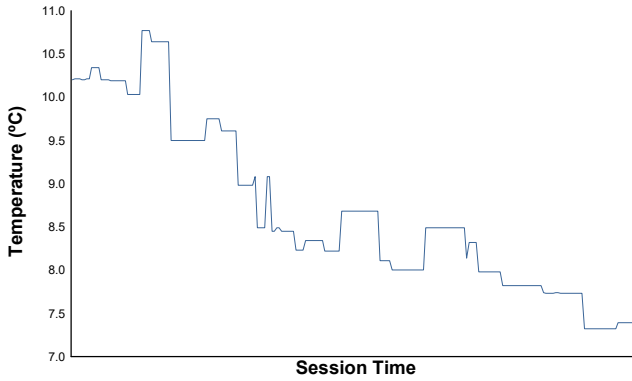
No	Lap Time	Gap	No	Lap Time	Gap	No	Lap Time	Gap	No	Lap Time	Gap	No	Lap Time	Gap
616	3:46.669	7 Laps	36	2:47.790	4 Laps	66	3:12.580	9 Laps	52	3:48.880	14 Laps	32	3:27.582	11 Laps
			616	3:06.499	8 Laps	45	2:59.451	4 Laps	15	3:00.703	5 Laps	39	3:17.666	5 Laps
	Lap 99		32	3:17.044	11 Laps	77	3:03.815	8 Laps	200	3:03.688	10 Laps	352	3:29.910	25 Laps
8	2:43.634		16	3:44.865	33 Laps	110	3:31.311	26 Laps	6	2:49.358	2 Laps	21	3:20.931	2 Laps
61	3:12.630	13 Laps	188	2:54.487	5 Laps	73	3:03.327	7 Laps	4	2:48.728	12 Laps	28	3:27.618	8 Laps
77	3:02.740	8 Laps	7	2:43.763	4 Laps	32	3:19.678	11 Laps	32	3:18.470	11 Laps	10	3:16.749	2 Laps
188	2:55.719	5 Laps	77	3:03.042	8 Laps	25	2:48.053	3 Laps	352	3:36.256	25 Laps	619	3:26.092	45 Laps
3	2:49.130	13 Laps	41	2:41.135	28.004	619	3:24.706	45 Laps	28	3:53.193	8 Laps		3:17.926	10 Laps
73	3:02.497	7 Laps	45	2:59.751	4 Laps	101	3:01.364	8 Laps	39	2:52.667	5 Laps	61	3:24.544	13 Laps
36	2:48.305	4 Laps	73	3:05.578	7 Laps	15	3:01.201	5 Laps	619	3:27.263	45 Laps	110	3:34.811	26 Laps
45	2:58.420	4 Laps	61	3:14.821	13 Laps	200	3:06.795	10 Laps	110	3:34.677	26 Laps	9	3:21.800	11 Laps
49	3:02.513	7 Laps	200	3:05.866	10 Laps	61	3:18.301	13 Laps	21	2:47.182	2 Laps	129	3:23.584	7 Laps
200	3:07.976	10 Laps	101	3:01.856	8 Laps	16	3:41.585	33 Laps	61	3:19.520	13 Laps	165	3:21.826	7 Laps
101	3:03.078	8 Laps	49	3:11.170	7 Laps	6	2:46.336	2 Laps	10	2:44.210	2 Laps	40	3:09.513	1 Lap
7	2:40.904	4 Laps	15	2:59.120	5 Laps	4	2:50.125	12 Laps	6	2:53.083	10 Laps	194	2:59.699	3 Laps
15	3:01.446	5 Laps	25	2:44.421	3 Laps	39	2:50.850	5 Laps	129	3:01.860	7 Laps	11	4:20.338	2 Laps
41	2:40.505	33.280	55	3:23.279	17 Laps	49	3:34.741	7 Laps	9	2:54.743	11 Laps	55	4:20.279	17 Laps
55	3:31.427	17 Laps	4	2:59.432	12 Laps	129	3:01.252	7 Laps	165	3:02.790	7 Laps	135	4:16.346	4 Laps
25	2:43.474	3 Laps	165	3:03.687	7 Laps	165	3:02.887	7 Laps	40	2:51.490	1 Lap	72	4:16.281	27 Laps
129	3:03.078	7 Laps	129	3:04.881	7 Laps	21	2:50.156	2 Laps	194	2:50.935	3 Laps	14	4:03.602	6 Laps
165	3:03.212	7 Laps	6	2:46.682	2 Laps		2:52.902	10 Laps	16	3:57.416	33 Laps	149	14:05.274	53 Laps
4	2:51.788	12 Laps	39	2:50.921	5 Laps	9	2:52.924	11 Laps	11	2:49.670	2 Laps	42	4:01.429	5 Laps
149	3:36.952	50 Laps		2:50.727	10 Laps	10	2:44.006	2 Laps	55	3:23.269	17 Laps	169	4:01.126	5 Laps
39	2:52.114	5 Laps	21	2:50.808	2 Laps	55	3:23.956	17 Laps	135	3:01.393	4 Laps	43	3:56.499	3 Laps
6	2:49.615	2 Laps	9	2:53.708	11 Laps	40	2:50.651	1 Lap	72	3:01.778	27 Laps	69	3:56.123	6 Laps
	2:53.969	10 Laps	10	2:44.825	2 Laps	194	2:51.687	3 Laps	14	2:53.550	6 Laps			
21	2:53.400	2 Laps	40	2:51.624	1 Lap	135	3:04.151	4 Laps	42	2:54.762	5 Laps		Lap 104	
9	2:57.596	11 Laps	135	3:00.681	4 Laps	72	3:03.428	27 Laps	169	2:55.224	5 Laps	41	3:56.528	
30	3:20.903	3 Laps	72	5:39.357	27 Laps	11	2:49.596	2 Laps	43	2:57.038	3 Laps	54	3:52.958	10 Laps
135	3:02.454	4 Laps	194	2:49.936	3 Laps	194	2:54.300	6 Laps	69	2:57.412	6 Laps	46	3:51.412	8 Laps
10	2:47.752	2 Laps	30	3:30.723	3 Laps							64	3:51.191	8 Laps
40	2:59.136	1 Lap	11	2:51.617	2 Laps		Lap 102					36	3:50.883	4 Laps
46	3:14.016	7 Laps	46	3:08.272	7 Laps	8	2:41.557					7	3:50.871	4 Laps
54	3:09.898	9 Laps	54	3:09.249	9 Laps	54	3:06.998	10 Laps	41	2:39.343		3	3:50.886	13 Laps
64	3:07.082	7 Laps	64	3:07.477	7 Laps	42	2:54.207	6 Laps	54	3:09.224	10 Laps	79	3:31.358	7 Laps
194	2:51.403	3 Laps	79	3:11.391	6 Laps	46	3:09.736	8 Laps	46	3:10.262	8 Laps	188	3:30.745	5 Laps
52	3:41.649	13 Laps	14	3:00.658	6 Laps	169	2:54.253	6 Laps	64	3:09.856	8 Laps	33	3:21.899	16 Laps
79	3:09.194	6 Laps	42	2:55.877	5 Laps	64	3:07.927	8 Laps	36	2:51.954	4 Laps	25	3:22.151	3 Laps
11	2:53.208	2 Laps	169	2:54.092	5 Laps	43	2:53.434	4 Laps	7	2:49.947	4 Laps	45	4:18.081	4 Laps
14	3:01.707	6 Laps	69	2:55.867	6 Laps	69	2:57.539	7 Laps	3	2:50.539	13 Laps	27	4:16.169	24 Laps
42	2:56.989	5 Laps	43	2:56.012	3 Laps	79	3:13.978	7 Laps	79	3:21.708	7 Laps	77	4:16.691	8 Laps
69	2:57.732	6 Laps			36	2:45.974	4 Laps	188	2:55.934	5 Laps	37	4:16.603	18 Laps	
169	3:02.647	5 Laps		Lap 101	41	2:39.900	26.834	33	3:12.368	16 Laps	616	4:16.932	8 Laps	
43	2:57.282	3 Laps	8	2:44.271		7	2:43.048	4 Laps	25	2:51.335	3 Laps	22	4:17.041	40 Laps
33	3:12.689	15 Laps	33	3:08.854	16 Laps	3	2:49.113	13 Laps	45	3:14.345	4 Laps	73	4:14.216	7 Laps
28	3:09.966	7 Laps	52	3:38.735	14 Laps	33	3:11.349	16 Laps	27	3:19.443	24 Laps	66	4:14.036	9 Laps
352	3:33.437	24 Laps	36	2:46.880	4 Laps	188	2:54.969	5 Laps	77	3:13.959	8 Laps	101	4:13.837	8 Laps
37	3:15.421	17 Laps	3	2:48.506	13 Laps	25	2:46.455	3 Laps	37	3:16.955	18 Laps	15	4:14.862	5 Laps
22	3:14.836	39 Laps	7	2:45.586	4 Laps	27	3:06.989	24 Laps	616	3:13.840	8 Laps	6	4:14.708	2 Laps
			28	3:24.127	8 Laps	45	2:59.057	4 Laps	22	3:17.406	40 Laps	4	4:14.494	12 Laps
	Lap 100		41	2:44.758	28.491	37	3:14.217	18 Laps	73	3:16.116	7 Laps	200	4:13.465	10 Laps
8	2:46.411		37	3:20.547	18 Laps	22	3:10.655	40 Laps	66	3:18.014	9 Laps	52	3:53.919	14 Laps
110	3:32.300	26 Laps	188	2:57.688	5 Laps	77	3:03.313	8 Laps	101	3:10.655	8 Laps	32	3:54.234	11 Laps
27	3:11.095	24 Laps	27	3:11.156	24 Laps	616	3:09.092	8 Laps	15	3:09.831	5 Laps	39	3:54.405	5 Laps
66	3:15.027	9 Laps	22	3:22.838	40 Laps	66	3:09.912	9 Laps	6	3:02.102	12 Laps	352	3:55.359	25 Laps
619	3:26.442	45 Laps	352	3:32.447	25 Laps	73	3:03.532	7 Laps	200	3:11.291	10 Laps	21	3:52.684	2 Laps
3	2:51.472	13 Laps	616	3:06.373	8 Laps	101	3:01.996	8 Laps	52	3:37.657	14 Laps	28	3:51.647	8 Laps



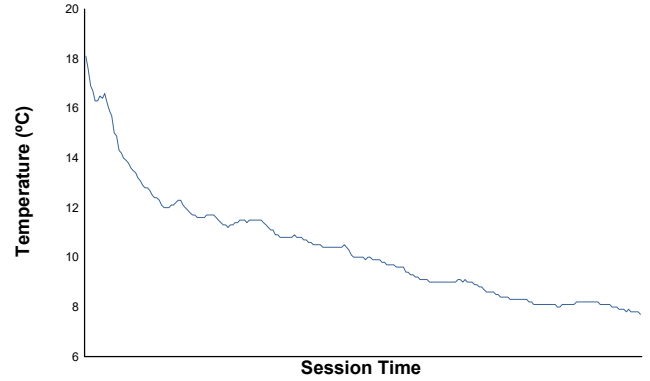
1-Spa Six Hours Endurance SPA SIX HOURS Race

Weather Report

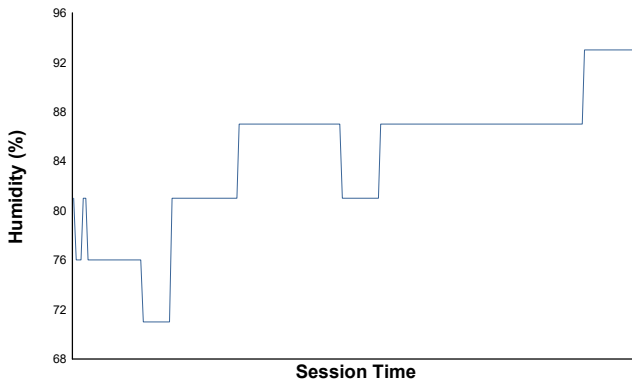
Air Temperature



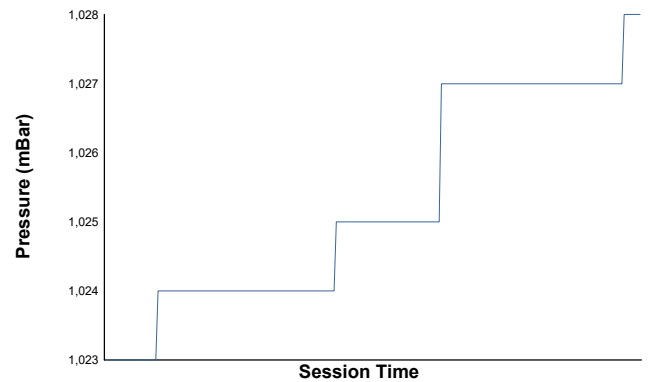
Track Temperature



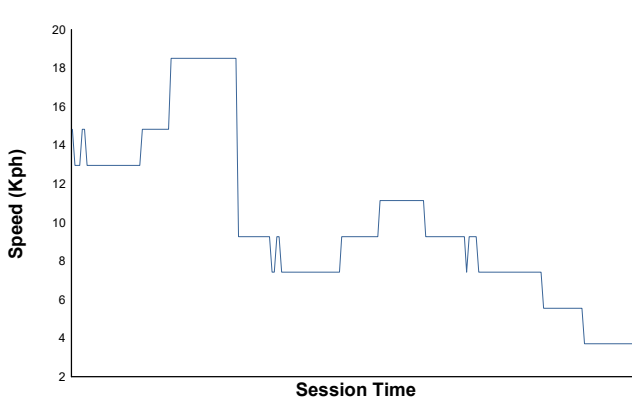
Humidity



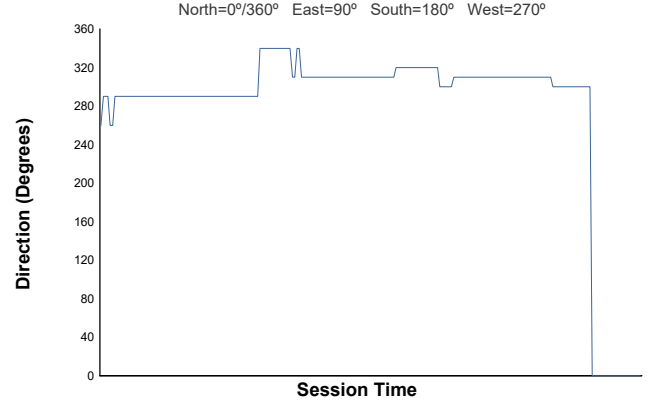
Pressure



Wind Speed



Wind Direction



Track Status: **DRY**