



SPA SIX HOURS

2-Masters Racing Legends-F1 Cars 66-85
Results Booklet





2-Masters Racing Legends-F1 Cars 66-85

SPA SIX HOURS

Free Practice

Classification

No Drivers	Team	Car	Cl.	Time	Lap Total	Gap	Kph
1 77 J. HARTLEY		MCLAREN MP4/1		2:44.087	7 8	-	153.7
2 18 S. HANCOCK		FITTIPALDI F8B		2:44.349	9 9	+0.262	153.4
3 9 O. HART		ARROWS A3		2:44.935	6 7	+0.848	152.9
4 47 W. D'ANSEMOURG		BRABHAM BT49		2:45.108	9 9	+1.021	152.7
5 16 T. BOUTSEN		SHADOW DN5		2:45.140	7 7	+1.053	152.7
6 72 M. WRIGLEY		TYRRELL 011		2:46.748	7 8	+2.661	151.2
7 26 M. FERRER-AZA		LIGIER JS11/15		2:46.949	7 7	+2.862	151.0
8 1 N. PADMORE		LOTUS 77		2:47.774	4 6	+3.687	150.3
9 37 C. D'ANSEMOURG		WILLIAMS FW07C		2:51.046	7 7	+6.959	147.4
10 30 S. FISH		ARROWS A4		2:51.193	7 8	+7.106	147.3
11 14 P. D'AUBREBY		ARROWS A4		2:53.879	5 5	+9.792	145.0
12 41 G. RIVET		TROJAN T103-1		2:53.900	6 7	+9.813	145.0
13 8 M. HIGSON		MCLAREN MP4/1B		2:54.293	7 7	+10.206	144.7
14 24 J. HAGAN		HESKETH 308		2:54.401	2 4	+10.314	144.6
15 78 W. BRIGGS		MCLAREN M29		2:54.630	8 8	+10.543	144.4
16 31 P. WILLIAMS		LEC CRP1		2:54.666	7 7	+10.579	144.4
17 58 E. SERGISON		SHADOW DN9A		3:05.597	8 8	+21.510	135.9
18 6 V. JABOUILLE		SHADOW DN8		3:10.704	4 6	+26.617	132.2
19 33 G. HALLAU		THEODORE N183		3:13.052	8 8	+28.965	130.6
20 22 P. TATTERSALL		ENSIGN N179		3:17.103	4 6	+33.016	127.9
21 28 M. COPPINI		ARROWS A1B		3:27.822	3 5	+43.735	121.3
22 21 M. WERNER		HESKETH 308C			3		
23 27 M. BULLOCK		WILLIAMS FW06			2		
24 29 V. LEONE		ARROWS A6			1		
25 63 Y. TORIBA		WILLIAMS FW07C			2		
26 91 S. DE GROODT		MARCH 741					

Fastest Lap:	Lap 7	James HARTLEY	2:44.087	153.7 Kph
---------------------	-------	---------------	----------	-----------

Published at:

Track Status: **WET**

Race Director Max BRAAMS	Timekeeper Alberto Estébanez 
------------------------------------	---

26/09/2024 Page 1 / 1


Classification by Class

No Drivers	Team	Car	Time	Lap Total	Gap	Kph

Published at:

Track Status:

Race Director Max BRAAMS	Timekeeper Alberto Estébanez
------------------------------------	--



2-Masters Racing Legends-F1 Cars 66-85

SPA SIX HOURS

Free Practice


Classification by Group

No Drivers	Team	Car	Time	Lap Total	Gap	Kph
Fittipaldi						
1	18 S. HANCOCK	FITTIPALDI F8B	2:44.349	9 9		153.4
2	16 T. BOUTSEN	SHADOW DN5	2:45.140	7 7	+0.791 +0.791	152.7
3	1 N. PADMORE	LOTUS 77	2:47.774	4 6	+3.425 +2.634	150.3
4	41 G. RIVET	TROJAN T103-1	2:53.900	6 7	+9.551 +6.126	145.0
5	24 J. HAGAN	HESKETH 308	2:54.401	2 4	+10.052 +0.501	144.6
6	31 P. WILLIAMS	LEC CRP1	2:54.666	7 7	+10.317 +0.265	144.4
7	58 E. SERGISON	SHADOW DN9A	3:05.597	8 8	+21.248 +10.931	135.9
8	6 V. JABOUILLE	SHADOW DN8	3:10.704	4 6	+26.355 +5.107	132.2
9	21 M. WERNER	HESKETH 308C		3		
10	27 M. BULLOCK	WILLIAMS FW06		2		
11	91 S. DE GROODT	MARCH 741				
Head						
1	77 J. HARTLEY	MCLAREN MP4/1	2:44.087	7 8		153.7
2	9 O. HART	ARROWS A3	2:44.935	6 7	+0.848 +0.848	152.9
3	47 W. D'ANSEMOURG	BRABHAM BT49	2:45.108	9 9	+1.021 +0.173	152.7
4	72 M. WRIGLEY	TYRRELL 011	2:46.748	7 8	+2.661 +1.640	151.2
5	26 M. FERRER-AZA	LIGIER JS11/15	2:46.949	7 7	+2.862 +0.201	151.0
6	37 C. D'ANSEMOURG	WILLIAMS FW07C	2:51.046	7 7	+6.959 +4.097	147.4
7	30 S. FISH	ARROWS A4	2:51.193	7 8	+7.106 +0.147	147.3
8	14 P. D'AUBREBY	ARROWS A4	2:53.879	5 5	+9.792 +2.686	145.0
9	8 M. HIGSON	MCLAREN MP4/1B	2:54.293	7 7	+10.206 +0.414	144.7
10	78 W. BRIGGS	MCLAREN M29	2:54.630	8 8	+10.543 +0.337	144.4
11	22 P. TATTERSALL	ENSIGN N179	3:17.103	4 6	+33.016 +22.473	127.9
12	28 M. COPPINI	ARROWS A1B	3:27.822	3 5	+43.735 +10.719	121.3
13	63 Y. TORIBA	WILLIAMS FW07C		2		
Lauda						
1	33 G. HALLAU	THEODORE N183	3:13.052	8 8		130.6
2	29 V. LEONE	ARROWS A6		1		

Published at:

Track Status: **WET**

Race Director Max BRAAMS	Timekeeper Alberto Estébanez 
------------------------------------	---



2-Masters Racing Legends-F1 Cars 66-85

SPA SIX HOURS


Free Practice

Classification by Driver Fastest Lap

No	Team	Car	Class	Driver	Time	Lap	Total	Gap	Kph
1	77	MCLAREN MP4/1		James HARTLEY	2:44.087	7	8		153.7
2	18	FITTIPALDI F8B		Samuel HANCOCK	2:44.349	9	9	0.262	153.4
3	9	ARROWS A3		Olivier HART	2:44.935	6	7	0.848	152.9
4	47	BRABHAM BT49		Werner D'ANSEMOURG	2:45.108	9	9	1.021	152.7
5	16	SHADOW DN5		Thierry BOUTSEN	2:45.140	7	7	1.053	152.7
6	72	TYRRELL 011		Matthew WRIGLEY	2:46.748	7	8	2.661	151.2
7	26	LIGIER JS11/15		Matteo FERRER-AZA	2:46.949	7	7	2.862	151.0
8	1	LOTUS 77		Nick PADMORE	2:47.774	4	6	3.687	150.3
9	37	WILLIAMS FW07C		Christophe D'ANSEMOURG	2:51.046	7	7	6.959	147.4
10	30	ARROWS A4		Simon FISH	2:51.193	7	8	7.106	147.3
11	14	ARROWS A4		Patrick D'AUBREBY	2:53.879	5	5	9.792	145.0
12	41	TROJAN T103-1		Geoffroy RIVET	2:53.900	6	7	9.813	145.0
13	8	MCLAREN MP4/1B		Mark HIGSON	2:54.293	7	7	10.206	144.7
14	24	HESKETH 308		James HAGAN	2:54.401	2	4	10.314	144.6
15	78	MCLAREN M29		Warren BRIGGS	2:54.630	8	8	10.543	144.4
16	31	LEC CRP1		Peter WILLIAMS	2:54.666	7	7	10.579	144.4
17	58	SHADOW DN9A		Ewen SERGISON	3:05.597	8	8	21.510	135.9
18	6	SHADOW DN8		Victor JABOUILLE	3:10.704	4	6	26.617	132.2
19	33	THEODORE N183		Georg HALLAU	3:13.052	8	8	28.965	130.6
20	22	ENSIGN N179		Paul TATTERSALL	3:17.103	4	6	33.016	127.9
21	28	ARROWS A1B		Marco COPPINI	3:27.822	3	5	43.735	121.3
22	21	HESKETH 308C		Maximilian WERNER			3		
23	27	WILLIAMS FW06		Martin BULLOCK			2		
24	63	WILLIAMS FW07C		Yutaka TORIBA			2		
25	29	ARROWS A6		Valerio LEONE			1		
26	91	MARCH 741		Stephane DE GROODT					

Published at:

Race Director Max BRAAMS	Timekeeper Alberto Estébanez 
------------------------------------	--




2-Masters Racing Legends-F1 Cars 66-85

SPA SIX HOURS

Free Practice

Best Sector Times

Sector 1		Sector 2		Sector 3		No Team	Class	Ideal Lap	Best Lap	
No Driver	Time	No Driver	Time	No Driver	Time					
1	16 T.BOUTSEN	43.795	77 J.HARTLEY	1:18.195	16 T.BOUTSEN	41.055	1	77	2:43.611	2:44.087 (1)
2	18 S.HANCOCK	43.859	9 O.HART	1:18.689	18 S.HANCOCK	41.119	2	18	2:44.349	2:44.349 (2)
3	47 W.D'ANSEMBOURG	44.089	72 M.WRIGLEY	1:18.977	77 J.HARTLEY	41.269	3	9	2:44.676	2:44.935 (3)
4	77 J.HARTLEY	44.147	18 S.HANCOCK	1:19.371	47 W.D'ANSEMBOURG	41.528	4	16	2:44.925	2:45.140 (5)
5	9 O.HART	44.335	47 W.D'ANSEMBOURG	1:19.491	9 O.HART	41.652	5	47	2:45.108	2:45.108 (4)
6	26 M.FERRER-AZA	44.626	1 N.PADMORE	1:19.780	26 M.FERRER-AZA	41.730	6	72	2:46.624	2:46.748 (6)
7	72 M.WRIGLEY	44.834	16 T.BOUTSEN	1:20.075	1 N.PADMORE	42.349	7	26	2:46.887	2:46.949 (7)
8	30 S.FISH	45.024	26 M.FERRER-AZA	1:20.531	72 M.WRIGLEY	42.813	8	1	2:47.340	2:47.774 (8)
9	37 C.D'ANSEMBOURG	45.073	37 C.D'ANSEMBOURG	1:22.226	30 S.FISH	42.870	9	37	2:50.581	2:51.046 (9)
10	1 N.PADMORE	45.211	78 W.BRIGGS	1:22.341	37 C.D'ANSEMBOURG	43.282	10	30	2:50.892	2:51.193 (10)
11	78 W.BRIGGS	45.827	14 P.D'AUBREBY	1:22.960	8 M.HIGSON	44.008	11	78	2:52.779	2:54.630 (15)
12	24 J.HAGAN	45.887	30 S.FISH	1:22.998	14 P.D'AUBREBY	44.168	12	14	2:53.545	2:53.879 (11)
13	41 G.RIVET	45.940	31 P.WILLIAMS	1:23.300	41 G.RIVET	44.321	13	41	2:53.759	2:53.900 (12)
14	8 M.HIGSON	45.992	41 G.RIVET	1:23.498	24 J.HAGAN	44.379	14	8	2:54.171	2:54.293 (13)
15	31 P.WILLIAMS	46.398	24 J.HAGAN	1:24.135	78 W.BRIGGS	44.611	15	24	2:54.401	2:54.401 (14)
16	14 P.D'AUBREBY	46.417	8 M.HIGSON	1:24.171	31 P.WILLIAMS	44.968	16	31	2:54.666	2:54.666 (16)
17	58 E.SERGISON	48.920	63 Y.TORIBA	1:27.089	21 M.WERNER	45.643	17	58	3:05.597	3:05.597 (17)
18	21 M.WERNER	49.120	58 E.SERGISON	1:29.641	58 E.SERGISON	47.036	18	21	3:08.222	
19	29 V.LEONE	49.457	6 V.JABOUILLE	1:31.007	6 V.JABOUILLE	47.868	19	6	3:09.539	3:10.704 (18)
20	33 G.HALLAU	49.593	33 G.HALLAU	1:32.154	33 G.HALLAU	48.652	20	33	3:10.399	3:13.052 (19)
21	6 V.JABOUILLE	50.664	22 P.TATTERSALL	1:33.174	22 P.TATTERSALL	51.406	21	29	3:15.419	
22	22 P.TATTERSALL	52.480	29 V.LEONE	1:33.318	29 V.LEONE	52.644	22	22	3:17.060	3:17.103 (20)
23	27 M.BULLOCK	52.750	21 M.WERNER	1:33.459	28 M.COPPINI	53.599	23	28	3:26.755	3:27.822 (21)
24	28 M.COPPINI	54.515	28 M.COPPINI	1:38.641	27 M.BULLOCK	53.861	24	27	3:28.947	



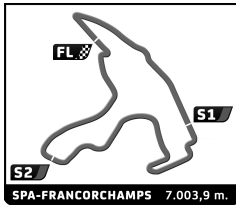
2-Masters Racing Legends-F1 Cars 66-85

SPA SIX HOURS

Free Practice

Best Top Speed

Team	Car	Class	Top Speed	Top 1		Top 2		Top 3		Top 4		Top 5		
				Kph	Lap	Kph	Lap	Kph	Lap	Kph	Lap	Kph	Lap	Avg
18	FITTIPALDI F8B		S. HANCOCK	232.8	6	232.3	8	222.7	9	220.4	7	214.7	5	224.6
16	SHADOW DN5		T. BOUTSEN	226.9	7	215.6	3	215.6	4	214.7	6	207.7	5	216.1
41	TROJAN T103-1		G. RIVET	226.9	7	221.3	5	204.2	6	179.7	2	171.2	4	200.7
30	ARROWS A4		S. FISH	224.5	8	223.6	5	216.0	3	216.0	7	213.9	6	218.8
8	MCLAREN MP4/1B		M. HIGSON	224.1	6	213.9	7	208.9	5	196.7	4	173.6	3	203.4
47	BRABHAM BT49		W. D'ANSEMBOURG	224.1	7	222.7	9	211.4	6	208.1	8	203.0	5	213.9
77	MCLAREN MP4/1		J. HARTLEY	221.3	7	214.7	8	211.8	6	205.3	2	192.9	1	209.2
9	ARROWS A3		O. HART	219.5	7	210.9	6	201.1	5	175.9	3	175.6	2	196.6
31	LEC CRP1		P. WILLIAMS	214.3	7	204.5	6	199.3	4	196.7	5	178.2	3	198.6
78	MCLAREN M29		W. BRIGGS	213.0	2	202.2	4	197.8	5	192.9	6	190.5	7	199.3
26	LIGIER JS11/15		M. FERRER-AZA	210.1	7	206.1	5	201.5	3	201.5	4	182.1	6	200.3
37	WILLIAMS FW07C		C. D'ANSEMBOURG	209.7	6	206.5	5	204.5	7	201.5	4	181.8	2	200.8
14	ARROWS A4		P. D'AUBREBY	206.1	3	203.8	4	201.5	5	183.7	2	154.3	1	189.9
22	ENSIGN N179		P. TATTERSALL	206.1	4	199.6	6	188.8	5	183.1	2	170.3	3	189.6
72	TYRRELL 011		M. WRIGLEY	204.2	6	200.0	7	197.1	3	194.9	5	186.9	4	196.6
1	LOTUS 77		N. PADMORE	198.5	4	191.8	6	189.1	5	185.2	3	178.2	2	188.6
24	HESKETH 308		J. HAGAN	195.7	2	176.8	1	130.4	3	77.9	4			145.2
63	WILLIAMS FW07C		Y. TORIBA	187.2	2	184.0	1							185.6
33	THEODORE N183		G. HALLAU	183.4	2	180.3	5	179.4	8	179.1	6	173.9	1	179.2
21	HESKETH 308C		M. WERNER	182.4	2	172.8	3	116.8	1					157.3
6	SHADOW DN8		V. JABOUILLE	181.5	6	180.0	4	177.0	5	153.2	2	152.3	1	168.8
28	ARROWS A1B		M. COPPINI	181.2	3	175.9	4	163.6	2	159.8	5	125.4	1	161.2
29	ARROWS A6		V. LEONE	176.5	1									176.5
27	WILLIAMS FW06		M. BULLOCK	174.2	2	141.4	1							157.8
58	SHADOW DN9A		E. SERGISON	170.9	7	164.9	8	161.9	6	155.8	4	153.0	2	161.3
91	MARCH 741													




2-Masters Racing Legends-F1 Cars 66-85

SPA SIX HOURS

Free Practice

Fastest Lap Sequence

Elapsed	No Team	Car	Class	Driver	Time	Kph	Lap
6:07.621	72	TYRRELL 011		Matthew WRIGLEY	2:55.798	143.4	2
6:09.688	30	ARROWS A4		Simon FISH	2:55.557	143.6	2
6:21.953	24	HESKETH 308		James HAGAN	2:54.401	144.6	2
6:36.087	18	FITTIPALDI F8B		Samuel HANCOCK	2:54.298	144.7	2
20:52.299	1	LOTUS 77		Nick PADMORE	2:47.774	150.3	4
24:02.963	47	BRABHAM BT49		Werner D'ANSEMBOURG	2:47.707	150.3	6
24:13.649	18	FITTIPALDI F8B		Samuel HANCOCK	2:45.558	152.3	6
27:15.321	9	ARROWS A3		Olivier HART	2:44.935	152.9	6
29:28.780	77	MCLAREN MP4/1		James HARTLEY	2:44.087	153.7	7



2-Masters Racing Legends-F1 Cars 66-85


SPA SIX HOURS

Free Practice

Sector Analysis

Personal Best Session Best Crossing the pit lane

Lap	D	Time	Sector 1	Sector 2	Sector 3	T.Spd	Elapsed	Lap	D	Time	Sector 1	Sector 2	Sector 3	T.Spd	Elapsed
1 1.Nick PADMORE LOTUS 77															
1	1	4:36.244	2:19.779	1:29.764	46.701	143.0	4:36.244	1	1	3:41.789	1:24.970	1:30.802	46.017	156.7	3:41.789
2	1	3:22.983B	46.078	1:23.272	1:13.633	178.2	7:59.227	2	1	2:54.298	47.055	1:24.102	43.141	204.5	6:36.087
3	1	10:05.298	8:00.927	1:21.220	43.151	185.2	18:04.525	3	1	3:52.228B	54.127	1:42.518	1:15.583	149.0	10:28.315
4	1	2:47.774	45.340	1:19.780	42.654	198.5	20:52.299	4	1	8:10.473	6:00.350	1:24.474	45.649	181.2	18:38.788
5	1	3:00.545B	45.211	1:23.080	52.254	189.1	23:52.844	5	1	2:49.303	46.014	1:21.113	42.176	214.7	21:28.091
6	1	7:38.436	5:34.822	1:21.265	42.349	191.8	31:31.280	6	1	2:45.558	44.358	1:19.753	41.447	232.8	24:13.649
6 1.Victor JABOUILLE SHADOW DN8															
1	1	8:15.128B	5:15.161	1:46.844	1:13.123	152.3	8:15.128	7	1	2:46.514	44.074	1:20.563	41.877	220.4	27:00.163
2	1	10:27.888	7:57.809	1:34.902	55.177	153.2	18:43.016	8	1	2:45.793	43.906	1:20.663	41.224	232.3	29:45.956
3	1	3:17.659	55.273	1:32.721	49.665	139.2	22:00.675	9	1	2:44.349	43.859	1:19.371	41.119	222.7	32:30.305
4	1	3:10.704	51.503	1:31.066	48.135	180.0	25:11.379								
5	1	3:19.483B	50.664	1:31.449	57.370	177.0	28:30.862								
6	1	3:48.897	1:30.022	1:31.007	47.868	181.5	32:19.759								
8 1.Mark HIGSON MCLAREN MP4/1B															
1	1	4:38.203	2:08.656	1:38.145	51.402	126.8	4:38.203								
2	1	3:28.807B	51.469	1:28.575	1:08.763	173.4	8:07.010								
3	1	10:41.223	8:23.734	1:28.978	48.511	173.6	18:48.233								
4	1	3:03.194	48.783	1:27.418	46.993	196.7	21:51.427								
5	1	3:06.774	47.263	1:34.705	44.806	208.9	24:58.201								
6	1	2:54.619	46.440	1:24.171	44.008	224.1	27:52.820								
7	1	2:54.293	45.992	1:24.173	44.128	213.9	30:47.113								
9 1.Olivier HART ARROWS A3															
1	1	4:28.941	2:08.009	1:32.331	48.601	150.4	4:28.941								
2	1	3:32.396B	49.245	1:27.965	1:15.186	175.6	8:01.337								
3	1	10:47.080	8:37.884	1:22.768	46.428	175.9	18:48.417								
4	1	2:53.143	46.183	1:23.398	43.562	173.6	21:41.560								
5	1	2:48.826	46.647	1:19.396	42.783	201.1	24:30.386								
6	1	2:44.935	44.594	1:18.689	41.652	210.9	27:15.321								
7	1	3:08.561B	44.335	1:31.728	52.498	219.5	30:23.882								
14 1.Patrick D'AUBREY ARROWS A4															
1	1	8:30.870B	5:53.501	1:30.686	1:06.683	154.3	8:30.870								
2	1	10:28.129	8:12.936	1:26.341	48.852	183.7	18:58.999								
3	1	3:17.842B	46.417	1:31.377	1:00.048	206.1	22:16.841								
4	1	4:59.662	2:47.021	1:25.292	47.349	203.8	27:16.503								
5	1	2:53.879	46.751	1:22.960	44.168	201.5	30:10.382								
16 1.Thierry BOUTSEN SHADOW DN5															
1	1	4:51.360B	2:22.639	1:30.194	58.527	149.8	4:51.360								
2	1	13:31.413	...	1:25.816	43.611	172.2	18:22.773								
3	1	2:49.197	44.533	1:22.488	42.176	215.6	21:11.970								
4	1	2:49.012	44.787	1:22.274	41.951	215.6	24:00.982								
5	1	2:48.657	43.795	1:22.735	42.127	207.7	26:49.639								
6	1	2:47.343	44.173	1:21.900	41.270	214.7	29:36.982								
7	1	2:45.140	44.010	1:20.075	41.055	226.9	32:22.122								
18 1.Samuel HANCOCK FITTIPALDI F8B															
1	1	3:41.789	1:24.970	1:30.802	46.017	156.7	3:41.789								
2	1	2:54.298	47.055	1:24.102	43.141	204.5	6:36.087								
3	1	3:52.228B	54.127	1:42.518	1:15.583	149.0	10:28.315								
4	1	8:10.473	6:00.350	1:24.474	45.649	181.2	18:38.788								
5	1	2:49.303	46.014	1:21.113	42.176	214.7	21:28.091								
6	1	2:45.558	44.358	1:19.753	41.447	232.8	24:13.649								
7	1	2:46.514	44.074	1:20.563	41.877	220.4	27:00.163								
8	1	2:45.793	43.906	1:20.663	41.224	232.3	29:45.956								
9	1	2:44.349	43.859	1:19.371	41.119	222.7	32:30.305								
21 1.Maximilian WERNER HESKETH 308C															
1	1	4:40.539	2:20.998	1:33.898	45.643	116.8	4:40.539								
2	1	3:23.676B	49.120	1:26.370	1:08.186	182.4	8:04.215								
3	1	10:27.589B	7:56.907	1:33.459	57.223	172.8	18:31.804								
22 1.Paul TATTERSALL ENSIGN N179															
1	1	4:06.914	1:15.173	1:56.173	55.568	161.2	4:06.914								
2	1	3:43.429B	55.520	1:35.582	1:12.327	183.1	7:50.343								
3	1	12:47.751	...	1:33.174	52.495	170.3	20:38.094								
4	1	3:17.103	52.480	1:33.217	51.406	206.1	23:55.197								
5	1	3:28.341	56.817	1:37.737	53.787	188.8	27:23.538								
6	1	3:20.599	53.632	1:34.234	52.733	199.6	30:44.137								
24 1.James HAGAN HESKETH 308															
1	1	3:27.552	1:14.077	1:27.660	45.815	176.8	3:27.552								
2	1	2:54.401	45.887	1:24.135	44.379	195.7	6:21.953								
3	1	4:00.830B	57.553	1:49.577	1:13.700	130.4	10:22.783								
4	1	20:37.630	...	1:31.670	50.257	77.9	31:00.413								
26 1.Matteo FERRER-AZA LIGIER JS11/15															
1	1	3:46.638B	1:21.044	1:31.905	53.689	125.4	3:46.638								
2	1	14:41.451	...	1:24.399	43.168	179.4	18:28.089								
3	1	2:49.123	45.066	1:21.436	42.621	201.5	21:17.212								
4	1	2:48.208	44.884	1:20.801	42.523	201.5	24:05.420								
5	1	2:48.522	45.045	1:20.994	42.483	206.1	26:53.942								
6	1	2:47.760	44.767	1:21.263	41.730	182.1	29:41.702								
7	1	2:46.949	44.626	1:20.531	41.792	210.1	32:28.651								
27 1.Martin BULLOCK WILLIAMS FW06															
1	1	5:25.847	2:49.650	1:42.336	53.861	141.4	5:25.847								
2	1	3:55.513B	52.750	1:44.316	1:18.447	174.2	9:21.360								
28 1.Marco COPPINI ARROWS A1B															
1	1	10:17.239B	7:15.766	1:51.325	1:10.148	125.4	10:17.239								
2	1	9:22.582	6:43.295	1:44.340	54.947	163.6	19:39.821								
3	1	3:27.822	54.515	1:38.641	54.666	181.2	23:07.643								
4	1	3:28.331	54.704	1:40.028	53.599	175.9	26:35.974								



2-Masters Racing Legends-F1 Cars 66-85

SPA SIX HOURS

Free Practice

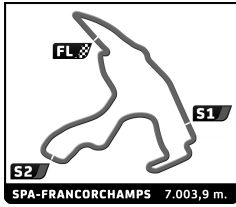
Sector Analysis

Personal Best

Session Best

B Crossing the pit lane

Lap	D	Time	Sector 1	Sector 2	Sector 3	T.Spd	Elapsed	Lap	D	Time	Sector 1	Sector 2	Sector 3	T.Spd	Elapsed		
5	1	3:30.493	54.741	1:41.355	54.397	159.8	30:06.467										
29							ARROWS A6	47							BRABHAM BT49		
1	1	4:32.113	2:06.151	1:33.318	52.644	176.5	4:32.113	1	1	3:36.178	1:16.556	1:32.462	47.160	160.2	3:36.178		
										2	1	2:56.906	47.986	1:25.219	43.701	176.5	6:33.084
										3	1	3:52.426	B 54.534	1:42.754	1:15.138	128.7	10:25.510
										4	1	8:00.348	5:52.171	1:25.120	43.057	168.0	18:25.858
										5	1	2:49.398	45.605	1:20.911	42.882	203.0	21:15.256
										6	1	2:47.707	44.357	1:21.545	41.805	211.4	24:02.963
										7	1	2:48.293	45.456	1:20.231	42.606	224.1	26:51.256
										8	1	2:47.085	44.128	1:21.249	41.708	208.1	29:38.341
										9	1	2:45.108	44.089	1:19.491	41.528	222.7	32:23.449
30							ARROWS A4	58							SHADOW DN9A		
1	1	3:14.131	1:01.250	1:27.902	44.979	182.7	3:14.131	1	1	3:27.119	56.914	1:38.574	51.631	152.5	3:27.119		
2	1	2:55.557	46.510	1:25.584	43.463	184.9	6:09.688	2	1	3:20.230	51.703	1:36.508	52.019	153.0	6:47.349		
3	1	3:25.836	B 45.564	1:28.718	1:11.554	216.0	9:35.524	3	1	4:01.874	B 1:03.104	1:48.789	1:09.981	130.1	10:49.223		
4	1	9:30.202	7:20.961	1:25.370	43.871	209.7	19:05.726	4	1	8:01.341	5:29.295	1:38.381	53.665	155.8	18:50.564		
5	1	2:54.839	45.646	1:24.068	45.125	223.6	22:00.565	5	1	3:14.595	51.275	1:33.095	50.225	149.6	22:05.159		
6	1	2:54.430	46.248	1:24.695	43.487	213.9	24:54.995	6	1	3:09.075	50.400	1:30.131	48.544	161.9	25:14.234		
7	1	2:51.193	45.024	1:23.299	42.870	216.0	27:46.188	7	1	3:07.772	50.148	1:30.405	47.219	170.9	28:22.006		
8	1	2:52.404	45.513	1:22.998	43.893	224.5	30:38.592	8	1	3:05.597	48.920	1:29.641	47.036	164.9	31:27.603		
31							LEC CRP1	63							WILLIAMS FW07C		
1	1	4:37.879	2:11.674	1:33.144	53.061	149.2	4:37.879	1	1	3:15.225	B 49.283	1:27.089	58.853	184.0	3:15.225		
2	1	3:35.121	B 53.681	1:29.225	1:12.215	171.4	8:13.000	2	1	5:10.134	B 2:29.231	1:27.940	1:12.963	187.2	8:25.359		
3	1	10:25.258	8:08.912	1:27.897	48.449	178.2	18:38.258										
4	1	3:02.948	48.700	1:26.478	47.770	199.3	21:41.206										
5	1	2:59.343	47.874	1:24.794	46.675	196.7	24:40.549										
6	1	2:55.717	46.684	1:23.530	45.503	204.5	27:36.266										
7	1	2:54.666	46.398	1:23.300	44.968	214.3	30:30.932										
33							THEODORE N183	72							TYRRELL 011		
1	1	3:37.794	1:10.120	1:35.242	52.432	173.9	3:37.794	1	1	3:11.823	57.471	1:27.116	47.236	161.2	3:11.823		
2	1	3:14.391	52.335	1:32.154	49.902	183.4	6:52.185	2	1	2:55.798	47.921	1:23.826	44.051	183.7	6:07.621		
3	1	4:05.735	B 59.556	1:49.119	1:17.060	132.7	10:57.920	3	1	3:23.647	B 45.271	1:29.559	1:08.817	197.1	9:31.268		
4	1	7:44.306	5:19.332	1:33.315	51.659	171.2	18:42.226	4	1	8:42.694	6:33.654	1:25.098	43.942	186.9	18:13.962		
5	1	3:15.857	51.147	1:34.494	50.216	180.3	21:58.083	5	1	2:53.049	45.525	1:23.382	44.142	194.9	21:07.011		
6	1	3:15.711	50.216	1:35.839	49.656	179.1	25:13.794	6	1	2:48.429	44.858	1:20.758	42.813	204.2	23:55.440		
7	1	3:13.633	51.644	1:33.337	48.652	161.9	28:27.427	7	1	2:46.748	44.834	1:18.977	42.937	200.0	26:42.188		
8	1	3:13.052	49.593	1:34.572	48.887	179.4	31:40.479	8	1	3:19.275	B 55.049	1:30.566	53.660	149.2	30:01.463		
37							WILLIAMS FW07C	77							MCLAREN MP4/1		
1	1	4:15.578	B 1:37.370	1:37.604	1:00.604	165.9	4:15.578	1	1	6:02.973	3:55.105	1:22.711	45.157	192.9	6:02.973		
2	1	5:07.924	B 2:18.202	1:34.767	1:14.955	181.8	9:23.502	2	1	3:25.566	B 46.505	1:24.941	1:14.120	205.3	9:28.539		
3	1	9:16.546	6:59.379	1:28.237	48.930	166.4	18:40.048	3	1	8:47.965	6:36.867	1:25.323	45.775	185.6	18:16.504		
4	1	2:57.090	46.606	1:25.087	45.397	201.5	21:37.138	4	1	2:51.748	45.607	1:22.420	43.721	187.5	21:08.252		
5	1	2:53.929	45.710	1:24.241	43.978	206.5	24:31.067	5	1	2:50.842	45.097	1:22.256	43.489	186.9	23:59.094		
6	1	2:51.048	45.093	1:22.226	43.729	209.7	27:22.115	6	1	2:45.599	44.857	1:18.907	41.835	211.8	26:44.693		
7	1	2:51.046	45.073	1:22.691	43.282	204.5	30:13.161	7	1	2:44.087	44.582	1:18.236	41.269	221.3	29:28.780		
41							TROJAN T103-1	8	1	3:00.210	B 44.147	1:18.195	57.868	214.7	32:28.990		
1	1	4:16.812	1:50.136	1:35.739	50.937	147.7	4:16.812	78							MCLAREN M29		
2	1	3:20.302	B 48.914	1:28.744	1:02.644	179.7	7:37.114	1	1	5:14.537	2:58.555	1:29.006	46.976	155.8	5:14.537		
3	1	11:08.994	8:51.731	1:29.032	48.231	166.4	18:46.108	2	1	3:31.110	B 46.850	1:26.817	1:17.443	213.0	8:45.647		
4	1	3:04.136	48.151	1:29.610	46.375	171.2	21:50.244	3	1	9:30.060	7:19.105	1:25.052	45.903	185.6	18:15.707		
5	1	2:55.755	47.223	1:24.164	44.368	221.3	24:45.999	4	1	2:55.038	45.827	1:24.509	44.702	202.2	21:10.745		
6	1	2:53.900	46.081	1:23.498	44.321	204.2	27:39.899										
7	1	2:57.484	45.940	1:26.002	45.542	226.9	30:37.383										



2-Masters Racing Legends-F1 Cars 66-85

SPA SIX HOURS

Free Practice


Sector Analysis

■ Personal Best

■ Session Best


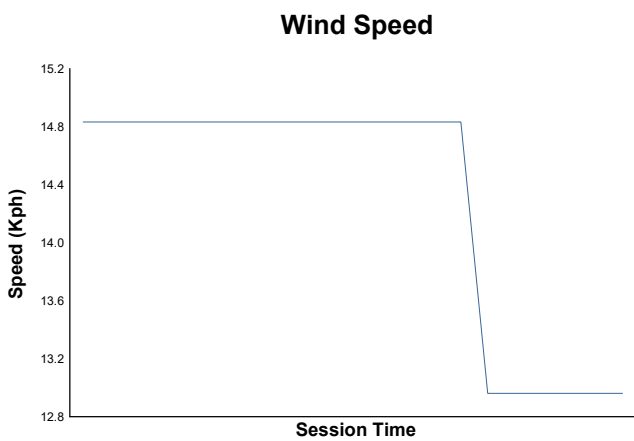
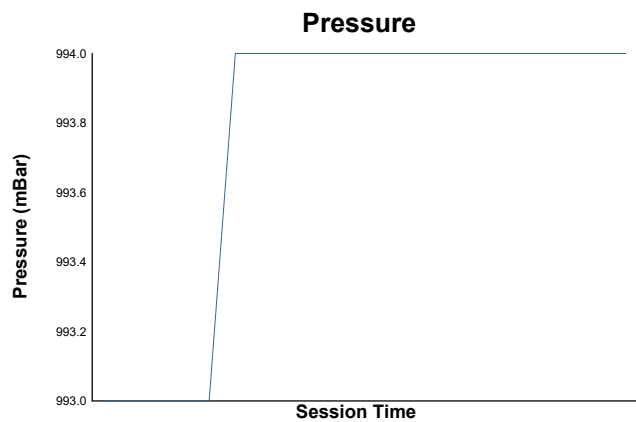
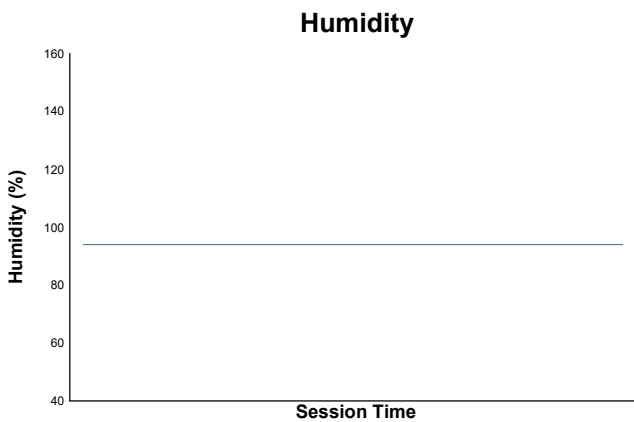
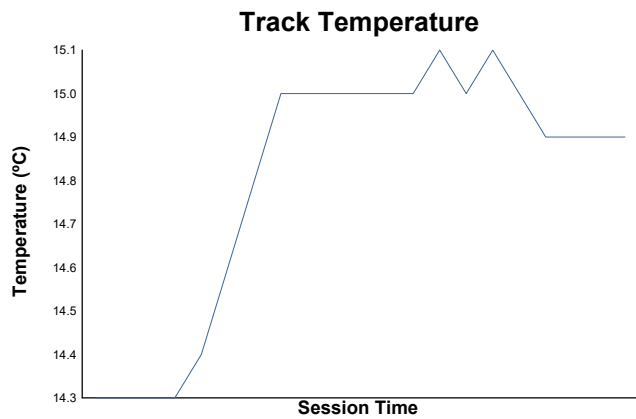
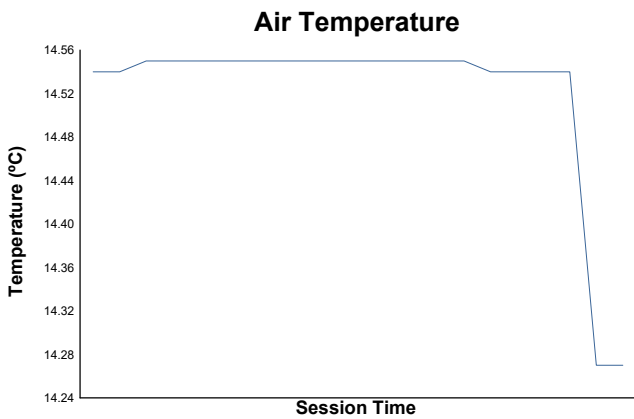
■ Crossing the pit lane

Lap	D	Time	Sector 1	Sector 2	Sector 3	T.Sp	Elapsed	Lap	D	Time	Sector 1	Sector 2	Sector 3	T.Sp	Elapsed
5	1	2:56.897	46.022	1:25.407	45.468	197.8	24:07.642								
6	1	2:56.445	46.671	1:25.163	44.611	192.9	27:04.087								
7	1	2:55.525	46.379	1:23.629	45.517	190.5	29:59.612								
8	1	2:54.630	47.332	1:22.341	44.957	185.6	32:54.242								




SPA SIX HOURS
 2-Masters Racing Legends-F1 Cars 66-85
 Free Practice

Weather Report



Track Status: **WET**



2-Masters Racing Legends-F1 Cars 66-85

SPA SIX HOURS

Qualifying

Final Classification

No Drivers	Team	Car	Cl.	Time	Lap Total	Gap	Kph
1 72 M. WRIGLEY		TYRRELL 011	Head	2:17.540	3 5	-	183.3
2 18 S. HANCOCK		FITTIPALDI F8B	Head	2:17.616	3 4	+0.076	183.2
3 37 C. D'ANSEMBOURG		WILLIAMS FW07C	Head	2:18.610	3 5	+1.070	181.9
4 9 O. HART		ARROWS A3	Head	2:19.426	3 4	+1.886	180.8
5 16 T. BOUTSEN		SHADOW DN5	Fittipaldi	2:20.694	3 4	+3.154	179.2
6 47 W. D'ANSEMBOURG		BRABHAM BT49	Head	2:21.111	3 5	+3.571	178.7
7 30 S. FISH		ARROWS A4	Head	2:21.290	4 7	+3.750	178.5
8 77 J. HARTLEY		MCLAREN MP4/1	Head	2:22.110	3 5	+4.570	177.4
9 1 N. PADMORE		LOTUS 77	Fittipaldi	2:22.407	2 4	+4.867	177.1
10 63 Y. TORIBA		WILLIAMS FW07C	Head	2:24.523	3 5	+6.983	174.5
11 78 W. BRIGGS		MCLAREN M29	Head	2:24.539	3 4	+6.999	174.4
12 14 P. D'AUBREY		ARROWS A4	Head	2:25.198	3 8	+7.658	173.7
13 26 M. FERRER-AZA		LIGIER JS11/15	Head	2:25.677	4 5	+8.137	173.1
14 91 S. DE GROODT		MARCH 741	Fittipaldi	2:27.294	3 6	+9.754	171.2
15 8 M. HIGSON		MCLAREN MP4/1B	Head	2:27.686	3 4	+10.146	170.7
16 21 M. WERNER		HESKETH 308C	Fittipaldi	2:27.700	3 4	+10.160	170.7
17 29 V. LEONE		ARROWS A6	Lauda	2:29.159	2 2	+11.619	169.0
18 24 J. HAGAN		HESKETH 308	Fittipaldi	2:30.713	3 4	+13.173	167.3
19 31 P. WILLIAMS		LEC CRP1	Fittipaldi	2:30.796	3 6	+13.256	167.2
20 58 E. SERGISON		SHADOW DN9A	Fittipaldi	2:31.797	2 5	+14.257	166.1
21 33 G. HALLAU		THEODORE N183	Lauda	2:33.358	3 4	+15.818	164.4
22 41 G. RIVET		TROJAN T103-1	Fittipaldi	2:34.707	5 6	+17.167	163.0
23 27 M. BULLOCK		WILLIAMS FW06	Fittipaldi	2:38.730	3 6	+21.190	158.8
24 6 V. JABOUILLE		SHADOW DN8	Fittipaldi	2:45.996	3 6	+28.456	151.9
25 22 P. TATTERSALL		ENSIGN N179	Head	2:49.846	2 5	+32.306	148.5
26 28 M. COPPINI		ARROWS A1B	Head	2:56.502	3 4	+38.962	142.9


Fastest Lap:	Lap 3	Matthew WRIGLEY	2:17.540	183.3 Kph
---------------------	-------	-----------------	----------	-----------

CAR #63 - LAP 2 DELETED DUE TO TRACK LIMITS
 CAR #41 - LAP 3 DELETED DUE TO TRACK LIMITS
 CAR #30 - BEST LAP CANCELLED - CROSSING WHITE LINE AT PIT EXIT

Published at:

Track Status: **WET**

Stewards Marc VAN GEEL, Chairman		Arie KROEZE	Alexandre MAGIS	Timekeeper Alberto Estébanez	
--	--	-------------	-----------------	--	--



2-Masters Racing Legends-F1 Cars 66-85

SPA SIX HOURS

Qualifying

Final Classification by Class


No Drivers	Team	Car	Time	Lap Total	Gap	Kph
Fittipaldi						
1	16 T. BOUTSEN	SHADOW DN5	2:20.694	3 4		179.2
2	1 N. PADMORE	LOTUS 77	2:22.407	2 4	+1.713 +1.713	177.1
3	91 S. DE GROODT	MARCH 741	2:27.294	3 6	+6.600 +4.887	171.2
4	21 M. WERNER	HESKETH 308C	2:27.700	3 4	+7.006 +0.406	170.7
5	24 J. HAGAN	HESKETH 308	2:30.713	3 4	+10.019 +3.013	167.3
6	31 P. WILLIAMS	LEC CRP1	2:30.796	3 6	+10.102 +0.083	167.2
7	58 E. SERGISON	SHADOW DN9A	2:31.797	2 5	+11.103 +1.001	166.1
8	41 G. RIVET	TROJAN T103-1	2:34.707	5 6	+14.013 +2.910	163.0
9	27 M. BULLOCK	WILLIAMS FW06	2:38.730	3 6	+18.036 +4.023	158.8
10	6 V. JABOUILLE	SHADOW DN8	2:45.996	3 6	+25.302 +7.266	151.9
Head						
1	72 M. WRIGLEY	TYRRELL 011	2:17.540	3 5		183.3
2	18 S. HANCOCK	FITTIPALDI F8B	2:17.616	3 4	+0.076 +0.076	183.2
3	37 C. D'ANSEMBOURG	WILLIAMS FW07C	2:18.610	3 5	+1.070 +0.994	181.9
4	9 O. HART	ARROWS A3	2:19.426	3 4	+1.886 +0.816	180.8
5	47 W. D'ANSEMBOURG	BRABHAM BT49	2:21.111	3 5	+3.571 +1.685	178.7
6	30 S. FISH	ARROWS A4	2:21.290	4 7	+3.750 +0.179	178.5
7	77 J. HARTLEY	MCLAREN MP4/1	2:22.110	3 5	+4.570 +0.820	177.4
8	63 Y. TORIBA	WILLIAMS FW07C	2:24.523	3 5	+6.983 +2.413	174.5
9	78 W. BRIGGS	MCLAREN M29	2:24.539	3 4	+6.999 +0.016	174.4
10	14 P. D'AUBREBY	ARROWS A4	2:25.198	3 8	+7.658 +0.659	173.7
11	26 M. FERRER-AZA	LIGIER JS11/15	2:25.677	4 5	+8.137 +0.479	173.1
12	8 M. HIGSON	MCLAREN MP4/1B	2:27.686	3 4	+10.146 +2.009	170.7
13	22 P. TATTERSALL	ENSIGN N179	2:49.846	2 5	+32.306 +22.160	148.5
14	28 M. COPPINI	ARROWS A1B	2:56.502	3 4	+38.962 +6.656	142.9
Lauda						
1	29 V. LEONE	ARROWS A6	2:29.159	2 2		169.0
2	33 G. HALLAU	THEODORE N183	2:33.358	3 4	+4.199 +4.199	164.4

CAR #63 - LAP 2 DELETED DUE TO TRACK LIMITS
 CAR #41 - LAP 3 DELETED DUE TO TRACK LIMITS
 CAR #30 - BEST LAP CANCELLED - CROSSING WHITE LINE AT PIT EXIT

Published at:

Track Status: **WET**

Stewards Marc VAN GEEL, Chairman			Arie KROEZE	Alexandre MAGIS	Timekeeper Alberto Estébanez
--	--	--	-------------	-----------------	--



2-Masters Racing Legends-F1 Cars 66-85

SPA SIX HOURS

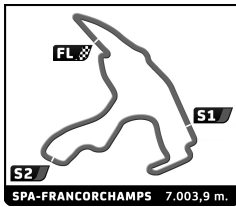
Qualifying

Final Classification by Driver Fastest Lap

No	Team	Car	Class	Driver	Time	Lap	Total	Gap	Kph
1	72	TYRRELL 011	Head	Matthew WRIGLEY	2:17.540	3	5		183.3
2	18	FITTIPALDI F8B	Head	Samuel HANCOCK	2:17.616	3	4	0.076	183.2
3	37	WILLIAMS FW07C	Head	Christophe D'ANSEMOURG	2:18.610	3	5	1.070	181.9
4	9	ARROWS A3	Head	Olivier HART	2:19.426	3	4	1.886	180.8
5	16	SHADOW DN5	Fittipaldi	Thierry BOUTSEN	2:20.694	3	4	3.154	179.2
6	47	BRABHAM BT49	Head	Werner D'ANSEMOURG	2:21.111	3	5	3.571	178.7
7	30	ARROWS A4	Head	Simon FISH	2:21.290	4	7	3.750	178.5
8	77	MCLAREN MP4/1	Head	James HARTLEY	2:22.110	3	5	4.570	177.4
9	1	LOTUS 77	Fittipaldi	Nick PADMORE	2:22.407	2	4	4.867	177.1
10	63	WILLIAMS FW07C	Head	Yutaka TORIBA	2:24.523	3	5	6.983	174.5
11	78	MCLAREN M29	Head	Warren BRIGGS	2:24.539	3	4	6.999	174.4
12	14	ARROWS A4	Head	Patrick D'AUBREBY	2:25.198	3	8	7.658	173.7
13	26	LIGIER JS11/15	Head	Matteo FERRER-AZA	2:25.677	4	5	8.137	173.1
14	91	MARCH 741	Fittipaldi	Stephane DE GROODT	2:27.294	3	6	9.754	171.2
15	8	MCLAREN MP4/1B	Head	Mark HIGSON	2:27.686	3	4	10.146	170.7
16	21	HESKETH 308C	Fittipaldi	Maximilian WERNER	2:27.700	3	4	10.160	170.7
17	29	ARROWS A6	Lauda	Valerio LEONE	2:29.159	2	2	11.619	169.0
18	24	HESKETH 308	Fittipaldi	James HAGAN	2:30.713	3	4	13.173	167.3
19	31	LEC CRP1	Fittipaldi	Peter WILLIAMS	2:30.796	3	6	13.256	167.2
20	58	SHADOW DN9A	Fittipaldi	Ewen SERGISON	2:31.797	2	5	14.257	166.1
21	33	THEODORE N183	Lauda	Georg HALLAU	2:33.358	3	4	15.818	164.4
22	41	TROJAN T103-1	Fittipaldi	Geoffroy RIVET	2:34.707	5	6	17.167	163.0
23	27	WILLIAMS FW06	Fittipaldi	Martin BULLOCK	2:38.730	3	6	21.190	158.8
24	6	SHADOW DN8	Fittipaldi	Victor JABOUILLE	2:45.996	3	6	28.456	151.9
25	22	ENSIGN N179	Head	Paul TATTERSALL	2:49.846	2	5	32.306	148.5
26	28	ARROWS A1B	Head	Marco COPPINI	2:56.502	3	4	38.962	142.9

Published at:

Stewards Marc VAN GEEL, Chairman Arie KROEZE Alexandre MAGIS			Timekeeper Alberto Estébanez
--	--	--	--




2-Masters Racing Legends-F1 Cars 66-85

SPA SIX HOURS

Qualifying

Best Sector Times

Sector 1		Sector 2		Sector 3		No Team	Class	Ideal Lap	Best Lap		
No Driver	Time	No Driver	Time	No Driver	Time						
1	37 C.D'ANSEMBOURG	38.536	18 S.HANCOCK	1:02.144	18 S.HANCOCK	34.903	1	18	Head	2:16.951	2:17.616 (2)
2	72 M.WRIGLEY	39.202	72 M.WRIGLEY	1:03.280	72 M.WRIGLEY	35.058	2	72	Head	2:17.540	2:17.540 (1)
3	18 S.HANCOCK	39.904	9 O.HART	1:03.597	30 S.FISH	35.065	3	37	Head	2:18.063	2:18.610 (3)
4	77 J.HARTLEY	39.951	16 T.BOUTSEN	1:03.973	37 C.D'ANSEMBOURG	35.266	4	30	Head	2:19.184	2:21.290 (7)
5	30 S.FISH	39.952	30 S.FISH	1:04.167	9 O.HART	35.381	5	9	Head	2:19.426	2:19.426 (4)
6	16 T.BOUTSEN	40.174	37 C.D'ANSEMBOURG	1:04.261	16 T.BOUTSEN	35.726	6	16	Fittipaldi	2:19.873	2:20.694 (5)
7	47 W.D'ANSEMBOURG	40.441	77 J.HARTLEY	1:04.625	47 W.D'ANSEMBOURG	35.987	7	77	Head	2:20.868	2:22.110 (8)
8	9 O.HART	40.448	47 W.D'ANSEMBOURG	1:04.665	1 N.PADMORE	36.109	8	47	Head	2:21.093	2:21.111 (6)
9	1 N.PADMORE	40.539	1 N.PADMORE	1:04.693	77 J.HARTLEY	36.292	9	1	Fittipaldi	2:21.341	2:22.407 (9)
10	26 M.FERRER-AZA	40.654	63 Y.TORIBA	1:05.571	78 W.BRIGGS	36.879	10	63	Head	2:23.588	2:24.523 (10)
11	63 Y.TORIBA	40.858	14 P.D'AUBREBY	1:05.714	26 M.FERRER-AZA	37.139	11	78	Head	2:24.014	2:24.539 (11)
12	14 P.D'AUBREBY	41.005	78 W.BRIGGS	1:05.833	63 Y.TORIBA	37.159	12	26	Head	2:24.327	2:25.677 (13)
13	78 W.BRIGGS	41.302	26 M.FERRER-AZA	1:06.534	29 V.LEONE	37.485	13	14	Head	2:24.720	2:25.198 (12)
14	31 P.WILLIAMS	42.351	8 M.HIGSON	1:07.559	21 M.WERNER	37.575	14	21	Fittipaldi	2:27.533	2:27.700 (16)
15	21 M.WERNER	42.390	21 M.WERNER	1:07.568	8 M.HIGSON	37.663	15	8	Head	2:27.686	2:27.686 (15)
16	8 M.HIGSON	42.464	31 P.WILLIAMS	1:07.888	14 P.D'AUBREBY	38.001	16	29	Lauda	2:29.159	2:29.159 (17)
17	24 J.HAGAN	42.670	29 V.LEONE	1:08.632	24 J.HAGAN	38.421	17	31	Fittipaldi	2:29.908	2:30.796 (19)
18	41 G.RIVET	42.812	24 J.HAGAN	1:09.622	33 G.HALLAU	38.741	18	24	Fittipaldi	2:30.713	2:30.713 (18)
19	58 E.SERGISON	43.025	58 E.SERGISON	1:09.713	41 G.RIVET	39.000	19	41	Fittipaldi	2:31.789	2:34.707 (22)
20	29 V.LEONE	43.042	41 G.RIVET	1:09.977	58 E.SERGISON	39.059	20	58	Fittipaldi	2:31.797	2:31.797 (20)
21	33 G.HALLAU	43.593	33 G.HALLAU	1:11.024	27 M.BULLOCK	39.355	21	33	Lauda	2:33.358	2:33.358 (21)
22	27 M.BULLOCK	44.881	27 M.BULLOCK	1:12.768	31 P.WILLIAMS	39.669	22	27	Fittipaldi	2:37.004	2:38.730 (23)
23	6 V.JABOUILLE	46.749	6 V.JABOUILLE	1:15.044	6 V.JABOUILLE	41.876	23	6	Fittipaldi	2:43.669	2:45.996 (24)
24	22 P.TATTERSALL	47.170	22 P.TATTERSALL	1:18.806	22 P.TATTERSALL	43.651	24	22	Head	2:49.627	2:49.846 (25)
25	28 M.COPPINI	48.326	28 M.COPPINI	1:20.206	28 M.COPPINI	45.802	25	28	Head	2:54.334	2:56.502 (26)



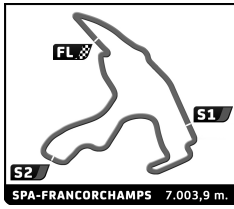
2-Masters Racing Legends-F1 Cars 66-85

SPA SIX HOURS

Qualifying

Best Top Speed

Team	Car	Class	Top Speed	Top 1		Top 2		Top 3		Top 4		Top 5		
				Kph	Lap	Kph	Lap	Kph	Lap	Kph	Lap	Kph	Lap	Avg
37	WILLIAMS FW07C	Head	C. D'ANSEMBOURG	264.7	3	259.0	2	252.9	4	199.3	5	155.2	1	226.2
16	SHADOW DN5	Fittipaldi	T. BOUTSEN	260.9	2	254.1	3	169.3	1	168.7	4			213.3
30	ARROWS A4	Head	S. FISH	257.1	4	253.5	3	238.4	7	229.8	2	229.3	5	241.6
47	BRABHAM BT49	Head	W. D'ANSEMBOURG	257.1	5	254.7	2	244.9	3	226.9	4	173.6	1	231.4
18	FITTIPALDI F8B	Head	S. HANCOCK	254.7	3	254.7	4	247.7	2	186.2	1			235.8
78	MCLAREN M29	Head	W. BRIGGS	250.6	3	249.4	2	205.3	4	174.8	1			220.0
8	MCLAREN MP4/1B	Head	M. HIGSON	248.8	3	246.6	4	246.0	2	169.0	1			227.6
72	TYRRELL 011	Head	M. WRIGLEY	248.8	2	244.3	3	241.6	4	180.3	1	169.3	5	216.9
21	HESKETH 308C	Fittipaldi	M. WERNER	244.3	2	216.9	3	199.3	4	172.2	1			208.2
9	ARROWS A3	Head	O. HART	243.8	3	240.0	2	238.9	4	183.7	1			226.6
77	MCLAREN MP4/1	Head	J. HARTLEY	242.7	3	234.3	4	227.4	2	222.7	5	178.8	1	221.2
63	WILLIAMS FW07C	Head	Y. TORIBA	242.2	4	239.5	2	224.1	3	194.6	1	185.9	5	217.3
1	LOTUS 77	Fittipaldi	N. PADMORE	241.6	2	240.5	3	220.4	4	189.1	1			222.9
26	LIGIER JS11/15	Head	M. FERRER-AZA	240.0	4	236.8	3	207.7	2	207.7	5	166.2	1	211.7
41	TROJAN T103-1	Fittipaldi	G. RIVET	237.4	5	236.3	6	233.3	4	228.8	3	187.2	1	224.6
33	THEODORE N183	Lauda	G. HALLAU	233.3	2	216.0	3	204.5	4	171.4	1			206.3
31	LEC CRP1	Fittipaldi	P. WILLIAMS	232.3	5	225.5	2	222.2	3	216.0	4	193.9	1	218.0
58	SHADOW DN9A	Fittipaldi	E. SERGISON	229.8	2	196.0	3	175.6	1	166.4	5	154.7	4	184.5
29	ARROWS A6	Lauda	V. LEONE	228.8	2	163.6	1							196.2
22	ENSIGN N179	Head	P. TATTERSALL	225.9	2	217.3	4	197.1	3	195.3	5	163.9	1	199.9
14	ARROWS A4	Head	P. D'AUBREBY	224.5	3	218.6	8	212.6	7	195.3	2	192.5	6	208.7
28	ARROWS A1B	Head	M. COPPINI	214.3	3	204.9	4	195.7	2	181.2	1			199.0
24	HESKETH 308	Fittipaldi	J. HAGAN	206.5	3	196.4	1	184.3	4	163.4	2			187.7
27	WILLIAMS FW06	Fittipaldi	M. BULLOCK	194.6	4	191.5	3	183.4	6	178.8	5	166.9	2	183.0
6	SHADOW DN8	Fittipaldi	V. JABOUILLE	192.5	2	186.5	4	172.5	3	166.4	6	149.0	5	173.4
91	MARCH 741	Fittipaldi	S. DE GROODT											




2-Masters Racing Legends-F1 Cars 66-85

SPA SIX HOURS

Qualifying

Fastest Lap Sequence

Elapsed	No Team	Car	Class	Driver	Time	Kph	Lap
5:04.789	1	LOTUS 77	Fittipaldi	Nick PADMORE	2:22.407	177.1	2
5:06.890	72	TYRRELL 011	Head	Matthew WRIGLEY	2:21.475	178.2	2
7:24.430	72	TYRRELL 011	Head	Matthew WRIGLEY	2:17.540	183.3	3



2-Masters Racing Legends-F1 Cars 66-85

SPA SIX HOURS

Qualifying


Sector Analysis

Personal Best

Session Best

B Crossing the pit lane

Lap	D	Time	Sector 1	Sector 2	Sector 3	T.Spd	Elapsed	Lap	D	Time	Sector 1	Sector 2	Sector 3	T.Spd	Elapsed
1. Nick PADMORE LOTUS 77 Fittipaldi								21. Maximilian WERNER HESKETH 308C Fittipaldi							
1	1	2:42.382	49.755	1:12.719	39.908	189.1	2:42.382	1	1	2:44.904	51.616	1:13.330	39.958	172.2	2:44.904
2	1	2:22.407	41.605	1:04.693	36.109	241.6	5:04.789	2	1	2:33.788	43.092	1:12.858	37.838	244.3	5:18.692
3	1	2:23.460	40.539	1:06.480	36.441	240.5	7:28.249	3	1	2:27.700	42.557	1:07.568	37.575	216.9	7:46.392
4	1	2:46.224B	41.623	1:09.018	55.583	220.4	10:14.473	4	1	2:55.525B	42.390	1:15.282	57.853	199.3	10:41.917
6. Victor JABOUILLE SHADOW DN8 Fittipaldi								22. Paul TATTERSALL ENSIGN N179 Head							
1	1	3:34.935	1:25.256	1:24.468	45.211	139.5	3:34.935	1	1	3:39.598	1:23.130	1:28.916	47.552	163.9	3:39.598
2	1	2:46.926	47.861	1:17.189	41.876	192.5	6:21.861	2	1	2:49.846	47.389	1:18.806	43.651	225.9	6:29.444
3	1	2:45.996	46.749	1:15.044	44.203	172.5	9:07.857	3	1	2:50.496	47.170	1:18.949	44.377	197.1	9:19.940
4	1	2:52.243	48.020	1:18.053	46.170	186.5	12:00.100	4	1	2:52.569	47.574	1:19.941	45.054	217.3	12:12.509
5	1	2:58.974	58.140	1:17.287	43.547	149.0	14:59.074	5	1	3:22.545B	55.900	1:21.735	1:04.910	195.3	15:35.054
6	1	3:09.055B	55.098	1:17.612	56.345	166.4	18:08.129								
8. Mark HIGSON MCLAREN MP4/1B Head								24. James HAGAN HESKETH 308 Fittipaldi							
1	1	3:19.328	1:25.151	1:14.563	39.614	169.0	3:19.328	1	1	3:50.752	1:50.633	1:16.250	43.869	196.4	3:50.752
2	1	2:32.520	43.611	1:09.709	39.200	246.0	5:51.848	2	1	2:35.081	43.496	1:11.895	39.690	163.4	6:25.833
3	1	2:27.686	42.464	1:07.559	37.663	248.8	8:19.534	3	1	2:30.713	42.670	1:09.622	38.421	206.5	8:56.546
4	1	2:49.233B	42.624	1:09.655	56.954	246.6	11:08.767	4	1	2:54.094B	42.754	1:10.705	1:00.635	184.3	11:50.640
9. Olivier HART ARROWS A3 Head								26. Matteo FERRER-AZA LIGIER JS11/15 Head							
1	1	3:25.494	1:32.832	1:13.044	39.618	183.7	3:25.494	1	1	3:18.046	1:23.578	1:14.848	39.620	166.2	3:18.046
2	1	2:25.342	40.755	1:06.693	37.894	240.0	5:50.836	2	1	2:28.155	43.106	1:07.910	37.139	207.7	5:46.201
3	1	2:19.426	40.448	1:03.597	35.381	243.8	8:10.262	3	1	2:31.187	40.654	1:11.348	39.185	236.8	8:17.388
4	1	2:39.454B	41.941	1:07.505	50.008	238.9	10:49.716	4	1	2:25.677	41.560	1:06.534	37.583	240.0	10:43.065
								5	1	2:43.131B	43.196	1:08.425	51.510	207.7	13:26.196
14. Patrick D'AUBREY ARROWS A4 Head								27. Martin BULLOCK WILLIAMS FW06 Fittipaldi							
1	1	3:13.421	1:12.378	1:17.092	43.951	147.7	3:13.421	1	1	3:48.360	1:39.893	1:24.817	43.650	159.1	3:48.360
2	1	2:28.713	42.850	1:07.862	38.001	195.3	5:42.134	2	1	2:42.134	45.661	1:16.156	40.317	166.9	6:30.494
3	1	2:25.198	41.005	1:05.714	38.479	224.5	8:07.332	3	1	2:38.730	45.558	1:13.817	39.355	191.5	9:09.224
4	1	2:46.742	45.543	1:14.078	47.121	172.2	10:54.074	4	1	2:48.293	44.881	1:12.768	50.644	194.6	11:57.517
5	1	2:47.517	49.311	1:17.150	41.056	150.4	13:41.591	5	1	3:26.210	1:27.931	1:15.889	42.390	178.8	15:23.727
6	1	2:31.011	45.147	1:07.504	38.360	192.5	16:12.602	6	1	3:16.749B	1:00.601	1:18.660	57.488	183.4	18:40.476
7	1	2:29.475	43.067	1:07.273	39.135	212.6	18:42.077								
8	1	3:05.595B	43.254	1:25.318	57.023	218.6	21:47.672								
16. Thierry BOUTSEN SHADOW DN5 Fittipaldi								28. Marco COPPINI ARROWS A1B Head							
1	1	3:23.659	1:28.169	1:13.288	42.202	169.3	3:23.659	1	1	4:52.467	2:35.853	1:27.403	49.211	181.2	4:52.467
2	1	2:22.043	40.604	1:05.713	35.726	260.9	5:45.702	2	1	2:57.107	50.138	1:21.167	45.802	195.7	7:49.574
3	1	2:20.694	40.174	1:03.973	36.547	254.1	8:06.396	3	1	2:56.502	48.326	1:20.206	47.970	214.3	10:46.076
4	1	3:25.112B	53.964	1:29.464	1:01.684	168.7	11:31.508	4	1	3:19.551B	49.609	1:26.547	1:03.395	204.9	14:05.627
18. Samuel HANCOCK FITTIPALDI F8B Head								29. Valerio LEONE ARROWS A6 Lauda							
1	1	2:49.800	57.307	1:10.966	41.527	186.2	2:49.800	1	1	3:35.271	1:35.987	1:17.556	41.728	163.6	3:35.271
2	1	2:22.288	42.048	1:03.905	36.335	247.7	5:12.088	2	1	2:29.159	43.042	1:08.632	37.485	228.8	6:04.430
3	1	2:17.616	40.569	1:02.144	34.903	254.7	7:29.704								
4	1	2:35.394B	39.904	1:03.905	51.585	254.7	10:05.098								
								30. Simon FISH ARROWS A4 Head							
								1	1	2:45.860	56.127	1:11.484	38.249	166.9	2:45.860
								2	1	2:21.840	41.583	1:05.192	35.065	229.8	5:07.700



2-Masters Racing Legends-F1 Cars 66-85

SPA SIX HOURS

Qualifying


Sector Analysis

Personal Best

Session Best

B Crossing the pit lane

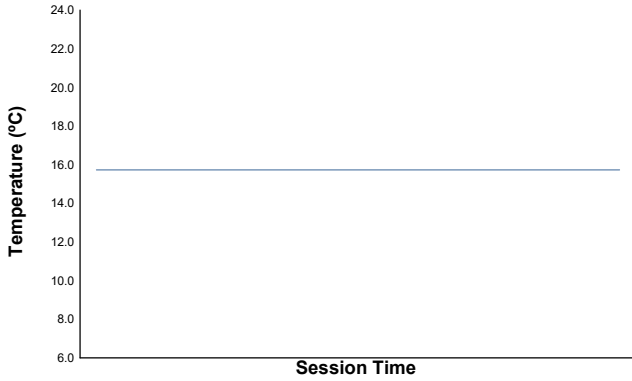
Lap	D	Time	Sector 1	Sector 2	Sector 3	T.Spd	Elapsed	Lap	D	Time	Sector 1	Sector 2	Sector 3	T.Spd	Elapsed
31 1.Peter WILLIAMS LEC CRP1 Fittipaldi															
1	1	2:44.313	50.781	1:12.532	41.000	193.9	2:44.313	1	1	2:44.766	53.796	1:11.339	39.631	194.6	2:44.766
2	1	2:40.741	49.874	1:11.198	39.669	225.5	5:25.054	2	1	2:27.027	42.187	1:07.079	37.761	239.5	5:11.793
3	1	2:30.796	42.432	1:08.666	39.698	222.2	7:55.850	3	1	2:24.523	41.201	1:06.163	37.159	224.1	7:36.316
4	1	2:35.083	42.351	1:11.114	41.618	216.0	10:30.933	4	1	2:24.561	40.858	1:05.571	38.132	242.2	10:00.877
5	1	2:31.941	42.736	1:07.888	41.317	232.3	13:02.874	5	1	3:22.908 B	41.912	1:30.668	1:10.328	185.9	13:23.785
6	1	3:39.305 B	52.192	1:31.742	1:15.371	153.0	16:42.179								
33 1.Georg HALLAU THEODORE N183 Lauda															
1	1	3:14.814	1:13.443	1:17.814	43.557	171.4	3:14.814								
2	1	2:35.959	44.876	1:12.314	38.769	233.3	5:50.773								
3	1	2:33.358	43.593	1:11.024	38.741	216.0	8:24.131								
4	1	3:02.336 B	43.606	1:17.281	1:01.449	204.5	11:26.467								
37 1.Christophe D'ANSEMBOUF WILLIAMS FW07C Head															
1	1	3:11.282	1:11.097	1:16.766	43.419	155.2	3:11.282								
2	1	2:22.664	40.192	1:06.553	35.919	259.0	5:33.946								
3	1	2:18.610	39.083	1:04.261	35.266	264.7	7:52.556								
4	1	2:21.778	38.536	1:05.810	37.432	252.9	10:14.334								
5	1	2:44.214 B	41.176	1:14.739	48.299	199.3	12:58.548								
41 1.Geoffroy RIVET TROJAN T103-1 Fittipaldi															
1	1	11:10.944	9:03.160	1:23.955	43.829	187.2	11:10.944								
2	1	2:51.311	49.772	1:17.346	44.193	183.1	14:02.255								
3	1	2:35.384	45.712	1:09.977	39.695	228.8	16:37.639								
4	1	2:46.545	43.318	1:20.926	42.301	233.3	19:24.184								
5	1	2:34.707	43.771	1:11.936	39.000	237.4	21:58.891								
6	1	3:57.455	42.812	2:29.427	45.216	236.3	25:56.346								
47 1.Werner D'ANSEMBOURG BRABHAM BT49 Head															
1	1	3:04.401	1:09.790	1:14.459	40.152	173.6	3:04.401								
2	1	2:23.418	41.468	1:05.658	36.292	254.7	5:27.819								
3	1	2:21.111	40.459	1:04.665	35.987	244.9	7:48.930								
4	1	2:23.529	40.441	1:05.169	37.919	226.9	10:12.459								
5	1	2:36.600 B	40.684	1:05.986	49.930	257.1	12:49.059								
58 1.Ewen SERGISON SHADOW DN9A Fittipaldi															
1	1	3:05.025	1:06.322	1:17.272	41.431	175.6	3:05.025								
2	1	2:31.797	43.025	1:09.713	39.059	229.8	5:36.822								
3	1	3:15.475 B	43.450	1:27.980	1:04.045	196.0	8:52.297								
4	1	12:40.512	...	1:24.778	46.057	154.7	21:32.809								
5	1	2:55.645	48.455	1:22.019	45.171	166.4	24:28.454								
63 1.Yutaka TORIBA WILLIAMS FW07C Head															
1	1	2:44.766	53.796	1:11.339	39.631	194.6	2:44.766								
2	1	2:27.027	42.187	1:07.079	37.761	239.5	5:11.793								
3	1	2:24.523	41.201	1:06.163	37.159	224.1	7:36.316								
4	1	2:24.561	40.858	1:05.571	38.132	242.2	10:00.877								
5	1	3:22.908 B	41.912	1:30.668	1:10.328	185.9	13:23.785								
72 1.Matthew WRIGLEY TYRRELL 011 Head															
1	1	2:45.415	55.487	1:11.765	38.163	180.3	2:45.415								
2	1	2:21.475	41.628	1:04.341	35.506	248.8	5:06.890								
3	1	2:17.540	39.202	1:03.280	35.058	244.3	7:24.430								
4	1	2:43.631 B	41.210	1:07.560	54.861	241.6	10:08.061								
5	1	7:30.007 B	5:09.645	1:18.524	1:01.838	169.3	17:38.068								
77 1.James HARTLEY MCLAREN MP4/1 Head															
1	1	3:15.005	1:24.243	1:11.829	38.933	178.8	3:15.005								
2	1	2:23.400	40.956	1:05.474	36.970	227.4	5:38.405								
3	1	2:22.110	41.193	1:04.625	36.292	242.7	8:00.515								
4	1	2:22.761	39.951	1:05.155	37.655	234.3	10:23.276								
5	1	2:55.375 B	45.062	1:10.677	59.636	222.7	13:18.651								
78 1.Warren BRIGGS MCLAREN M29 Head															
1	1	3:18.605	1:27.318	1:12.705	38.582	174.8	3:18.605								
2	1	2:26.974	42.006	1:08.089	36.879	249.4	5:45.579								
3	1	2:24.539	41.302	1:05.833	37.404	250.6	8:10.118								
4	1	2:51.609 B	42.674	1:10.218	58.717	205.3	11:01.727								
91 1.Stephane DE GROODT MARCH 741 Fittipaldi															
1	1	2:51.304					2:51.304								
2	1	2:30.067					5:21.371								
3	1	2:27.294					7:48.665								
4	1	2:29.843					10:18.508								
5	1	2:30.493					12:49.001								
6	1	2:40.165					15:29.166								



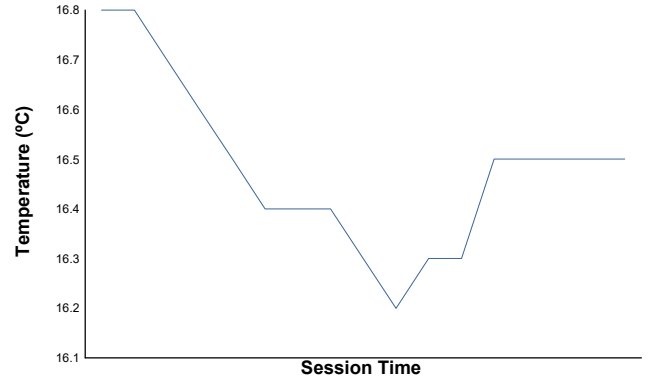
SPA SIX HOURS
 2-Masters Racing Legends-F1 Cars 66-85
 Qualifying

Weather Report

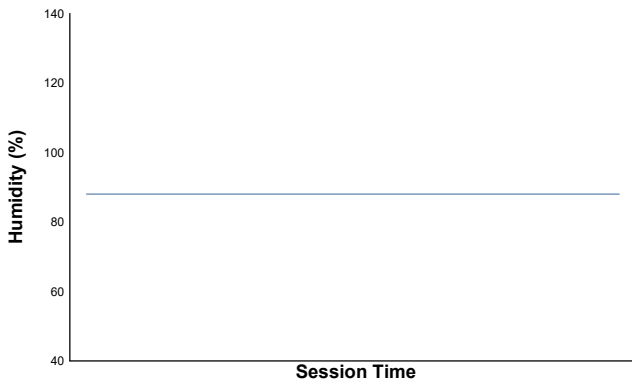
Air Temperature



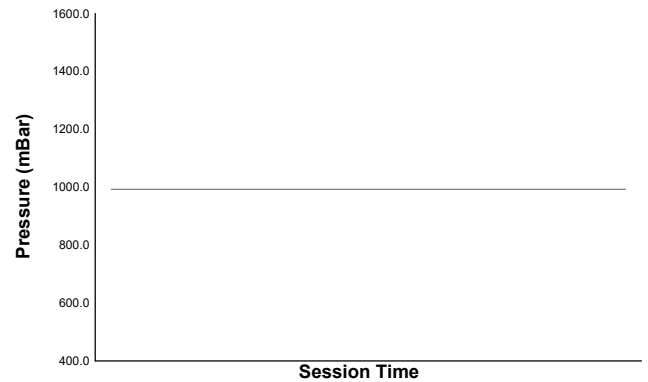
Track Temperature



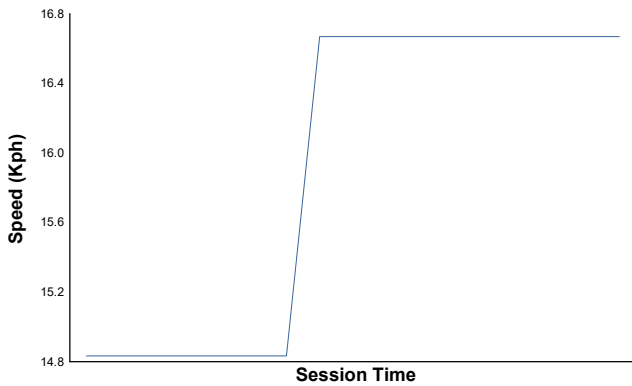
Humidity



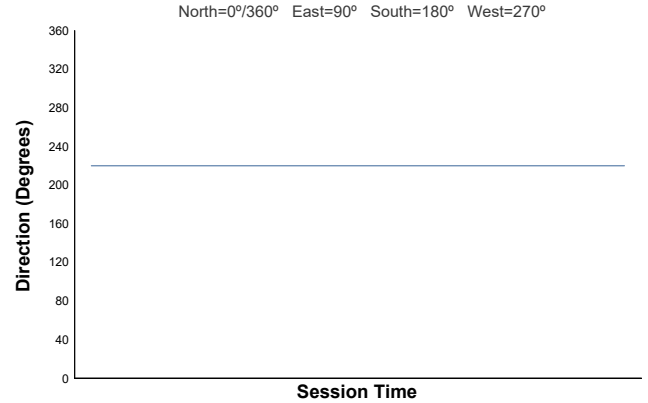
Pressure




Wind Speed



Wind Direction



Track Status: **WET**



2-Masters Racing Legends-F1 Cars 66-85

SPA SIX HOURS

Race 1 (25 Minutes)


Final Starting Grid

2:49.846 Paul TATTERSALL	22	- 13 -	28	2:56.502 Marco COPPINI
2:38.730 Martin BULLOCK	27	- 12 -	6	2:45.996 Victor JABUILLE
2:33.358 Georg HALLAU	33	- 11 -	41	2:34.707 Geoffroy RIVET
2:30.796 Peter WILLIAMS	31	- 10 -	58	2:31.797 Ewen SERGISON
2:29.159 Valerio LEONE	29	- 9 -	24	2:30.713 James HAGAN
2:27.686 Mark HIGSON	8	- 8 -	21	2:27.700 Maximilian WERNER
2:25.677 Matteo FERRER-AZA	26	- 7 -	91	2:27.294 Stephane DE GROODT
2:24.539 Warren BRIGGS	78	- 6 -	14	2:25.198 Patrick D'AUBREBY
2:22.407 Nick PADMORE	1	- 5 -	63	2:24.523 Yutaka TORIBA
2:21.290 Simon FISH	30	- 4 -	77	2:22.110 James HARTLEY
2:20.694 Thierry BOUTSEN	16	- 3 -	47	2:21.111 Werner D'ANSEMBOURG
2:18.610 Christophe D'ANSEMBOURG	37	- 2 -	9	2:19.426 Olivier HART
2:17.540 Matthew WRIGLEY	72	- 1 -	18	2:17.616 Samuel HANCOCK

Pole



Stewards Marc VAN GEEL, Chairman Arie KROEZE Alexandre MAGIS			Timekeeper Alberto Estébanez
			



2-Masters Racing Legends-F1 Cars 66-85

SPA SIX HOURS

Race 1 (25 Minutes)

Final Classification

No Drivers	Team	Car	Cl.	Laps	Total Time	Gap	Kph	Best Lap		
								Lap	Time	Kph
1	72 M. WRIGLEY	TYRRELL 011	Head	10	25:45.742	-	162.8	3	2:14.021	188.1
2	47 W. D'ANSEMBOURG	BRABHAM BT49	Head	10	25:46.041	+0.299	162.8	5	2:13.827	188.4
3	9 O. HART	ARROWS A3	Head	10	25:46.365	+0.623	162.8	5	2:12.842	189.8
4	37 C. D'ANSEMBOURG	WILLIAMS FW07C	Head	10	25:47.616	+1.874	162.6	10	2:14.934	186.9
5	18 S. HANCOCK	FITTI PALDI F8B	Head	10	25:48.910	+3.168	162.5	10	2:15.772	185.7
6	77 J. HARTLEY	MCLAREN MP4/1	Head	10	25:50.572	+4.830	162.3	10	2:16.327	185.0
7	1 N. PADMORE	LOTUS 77	Fittipaldi	10	25:51.219	+5.477	162.3	10	2:16.730	184.4
8	78 W. BRIGGS	MCLAREN M29	Head	10	25:56.030	+10.288	161.8	10	2:20.162	179.9
9	8 M. HIGSON	MCLAREN MP4/1B	Head	10	26:00.276	+14.534	161.3	2	2:21.457	178.2
10	41 G. RIVET	TROJAN T103-1	Fittipaldi	10	26:02.925	+17.183	161.0	10	2:21.673	178.0
11	21 M. WERNER	HESKETH 308	Fittipaldi	10	26:03.995	+18.253	160.9	4	2:21.335	178.4
12	24 J. HAGAN	HESKETH 308C	Fittipaldi	10	26:04.853	+19.111	160.8	10	2:22.545	176.9
13	31 P. WILLIAMS	LEC CRP1	Fittipaldi	10	26:06.897	+21.155	160.6	5	2:23.955	175.2
14	58 E. SERGISON	SHADOW DN9A	Fittipaldi	10	26:08.093	+22.351	160.5	10	2:24.884	174.0
15	27 M. BULLOCK	WILLIAMS FW06	Fittipaldi	10	26:09.449	+23.707	160.4	10	2:25.553	173.2
16	33 G. HALLAU	THEODORE N183	Lauda	10	26:28.998	+43.256	158.4	4	2:27.701	170.7
17	28 M. COPPINI	ARROWS A1B	Head	10	26:59.671	+1:13.929	155.4	4	2:30.943	167.0
18	6 V. JABOUILLE	SHADOW DN8	Fittipaldi	10	27:02.091	+1:16.349	155.2	4	2:32.214	165.6
19	22 P. TATTERSALL	ENSIGN N179	Head	10	27:51.062	+2:05.320	150.6	10	2:37.684	159.9
20	26 M. FERRER-AZA	LIGIER JS11/15	Head	9	23:35.098	1 Lap	160.1	4	2:16.525	184.7
21	91 S. DE GROODT	MARCH 741	Fittipaldi	9	23:49.471	1 Lap	158.4	3	2:24.343	174.7
22	63 Y. TORIBA	WILLIAMS FW07C	Head	6	24:03.913	4 Laps	104.5			
23	14 P. D'AUBREY	ARROWS A4	Head	9	27:29.573	1 Lap	137.3	9	2:20.785	179.1
24	16 T. BOUTSEN	SHADOW DN5	Fittipaldi	5	15:36.680	5 Laps	134.1	3	2:20.108	180.0
25	30 S. FISH	ARROWS A4	Head	4	9:10.693	6 Laps	182.3	4	2:15.233	186.4
26	29 V. LEONE	ARROWS A6	Lauda	2	4:58.730	8 Laps	167.3	2	2:22.992	176.3


Pole Position:	Matthew WRIGLEY	2:17.540	183.3 Kph
Fastest Lap:	Lap 5 Olivier HART	2:12.842	189.8 Kph

CAR #14 - DROP OF 1 POSITION - OVERTAKING UNDER SAFETY CAR

Published at:

Track Status: **DRY**

Stewards Marc VAN GEEL, Chairman	Arie KROEZE	Alexandre MAGIS	Timekeeper Alberto Estébanez
--	-------------	-----------------	--



2-Masters Racing Legends-F1 Cars 66-85

SPA SIX HOURS

Race 1 (25 Minutes)

Final Classification by Class


No Drivers	Team	Car	Laps	Total Time	Gap	Kph	Best Lap		
							Lap	Time	Kph
Fittipaldi									
1	1 N. PADMORE	LOTUS 77	10	25:51.219		162.3	10	2:16.730	184.4
2	41 G. RIVET	TROJAN T103-1	10	26:02.925	+11.706	161.0	10	2:21.673	178.0
3	21 M. WERNER	HESKETH 308C	10	26:03.995	+12.776	160.9	4	2:21.335	178.4
4	24 J. HAGAN	HESKETH 308	10	26:04.853	+13.634	160.8	10	2:22.545	176.9
5	31 P. WILLIAMS	LEC CRP1	10	26:06.897	+15.678	160.6	5	2:23.955	175.2
6	58 E. SERGISON	SHADOW DN9A	10	26:08.093	+16.874	160.5	10	2:24.884	174.0
7	27 M. BULLOCK	WILLIAMS FW06	10	26:09.449	+18.230	160.4	10	2:25.553	173.2
8	6 V. JABOUILLE	SHADOW DN8	10	27:02.091	+1'10.872	155.2	4	2:32.214	165.6
9	91 S. DE GROODT	MARCH 741	9	23:49.471	1 Lap	158.4	3	2:24.343	174.7
10	16 T. BOUTSEN	SHADOW DN5	5	15:36.680	5 Laps	134.1	3	2:20.108	180.0
Head									
1	72 M. WRIGLEY	TYRRELL 011	10	25:45.742		162.8	3	2:14.021	188.1
2	47 W. D'ANSEBOURG	BRABHAM BT49	10	25:46.041	+0.299	162.8	5	2:13.827	188.4
3	9 O. HART	ARROWS A3	10	25:46.365	+0.623	162.8	5	2:12.842	189.8
4	37 C. D'ANSEBOURG	WILLIAMS FW07C	10	25:47.616	+1.874	162.6	10	2:14.934	186.9
5	18 S. HANCOCK	FITTIPALDI F8B	10	25:48.910	+3.168	162.5	10	2:15.772	185.7
6	77 J. HARTLEY	MCLAREN MP4/1	10	25:50.572	+4.830	162.3	10	2:16.327	185.0
7	78 W. BRIGGS	MCLAREN M29	10	25:56.030	+10.288	161.8	10	2:20.162	179.9
8	8 M. HIGSON	MCLAREN MP4/1B	10	26:00.276	+14.534	161.3	2	2:21.457	178.2
9	28 M. COPPINI	ARROWS A1B	10	26:59.671	+1'13.929	155.4	4	2:30.943	167.0
10	22 P. TATTERSALL	ENSIGN N179	10	27:51.062	+2'05.320	150.6	10	2:37.684	159.9
11	26 M. FERRER-AZA	LIGIER JS11/15	9	23:35.098	1 Lap	160.1	4	2:16.525	184.7
12	63 Y. TORIBA	WILLIAMS FW07C	6	24:03.913	4 Laps	104.5			
13	14 P. D'AUBREBY	ARROWS A4	9	27:29.573	1 Lap	137.3	9	2:20.785	179.1
14	30 S. FISH	ARROWS A4	4	9:10.693	6 Laps	182.3	4	2:15.233	186.4
Lauda									
1	33 G. HALLAU	THEODORE N183	10	26:28.998		158.4	4	2:27.701	170.7
2	29 V. LEONE	ARROWS A6	2	4:58.730	8 Laps	167.3	2	2:22.992	176.3

CAR #14 - DROP OF 1 POSITION - OVERTAKING UNDER SAFETY CAR

Published at:

Track Status: **DRY**

Stewards Marc VAN GEEL, Chairman			Arie KROEZE	Alexandre MAGIS	Timekeeper Alberto Estébanez
--	--	--	-------------	-----------------	--



2-Masters Racing Legends-F1 Cars 66-85

SPA SIX HOURS

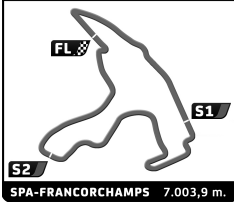
Race 1

Provisional Classification by Driver Fastest Lap

No	Team	Car	Class	Driver	Time	Lap	Total	Gap	Kph
1	9	ARROWS A3	Head	Olivier HART	2:12.842	5	10		189.8
2	47	BRABHAM BT49	Head	Werner D'ANSEMBOURG	2:13.827	5	10	0.985	0.985 188.4
3	72	TYRRELL 011	Head	Matthew WRIGLEY	2:14.021	3	10	1.179	0.194 188.1
4	37	WILLIAMS FW07C	Head	Christophe D'ANSEMBOURG	2:14.934	10	10	2.092	0.913 186.9
5	30	ARROWS A4	Head	Simon FISH	2:15.233	4	4	2.391	0.299 186.4
6	18	FITTIPALDI F8B	Head	Samuel HANCOCK	2:15.772	10	10	2.930	0.539 185.7
7	77	MCLAREN MP4/1	Head	James HARTLEY	2:16.327	10	10	3.485	0.555 185.0
8	26	LIGIER JS11/15	Head	Matteo FERRER-AZA	2:16.525	4	9	3.683	0.198 184.7
9	1	LOTUS 77	Fittipaldi	Nick PADMORE	2:16.730	10	10	3.888	0.205 184.4
10	16	SHADOW DN5	Fittipaldi	Thierry BOUTSEN	2:20.108	3	5	7.266	3.378 180.0
11	78	MCLAREN M29	Head	Warren BRIGGS	2:20.162	10	10	7.320	0.054 179.9
12	14	ARROWS A4	Head	Patrick D'AUBREBY	2:20.785	9	9	7.943	0.623 179.1
13	21	HESKETH 308C	Fittipaldi	Maximilian WERNER	2:21.335	4	10	8.493	0.550 178.4
14	8	MCLAREN MP4/1B	Head	Mark HIGSON	2:21.457	2	10	8.615	0.122 178.2
15	41	TROJAN T103-1	Fittipaldi	Geoffroy RIVET	2:21.673	10	10	8.831	0.216 178.0
16	24	HESKETH 308	Fittipaldi	James HAGAN	2:22.545	10	10	9.703	0.872 176.9
17	29	ARROWS A6	Lauda	Valerio LEONE	2:22.992	2	2	10.150	0.447 176.3
18	31	LEC CRP1	Fittipaldi	Peter WILLIAMS	2:23.955	5	10	11.113	0.963 175.2
19	91	MARCH 741	Fittipaldi	Stephane DE GROODT	2:24.343	3	9	11.501	0.388 174.7
20	58	SHADOW DN9A	Fittipaldi	Ewen SERGISON	2:24.884	10	10	12.042	0.541 174.0
21	27	WILLIAMS FW06	Fittipaldi	Martin BULLOCK	2:25.553	10	10	12.711	0.669 173.2
22	33	THEODORE N183	Lauda	Georg HALLAU	2:27.701	4	10	14.859	2.148 170.7
23	28	ARROWS A1B	Head	Marco COPPINI	2:30.943	4	10	18.101	3.242 167.0
24	6	SHADOW DN8	Fittipaldi	Victor JABOUILLE	2:32.214	4	10	19.372	1.271 165.6
25	22	ENSGIN N179	Head	Paul TATTERSALL	2:37.684	10	10	24.842	5.470 159.9
26	63	WILLIAMS FW07C	Head	Yutaka TORIBA			6		

Published at:

Race Director Max BRAAMS	Timekeeper Alberto Estébanez
------------------------------------	--



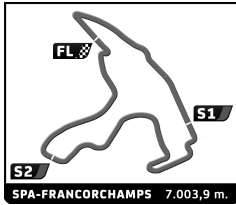
2-Masters Racing Legends-F1 Cars 66-85 SPA SIX HOURS

Race 1

Lap Chart

		Lap										
No	Pos	Grid	1	2	3	4	5	6	7	8	9	10
72	1	72	72	72	72	72	72	72	72	72	72	72
18	2	18	37	9	9	9	9	9	9	9	9	47
37	3	37	18	37	37	37	47	47	47	47	47	9
9	4	9	9	47	47	47	37	37	37	37	37	37
16	5	16	47	30	30	30	18	18	18	18	18	18
47	6	47	30	18	18	18	77	77	77	77	77	77
30	7	30	77	77	77	77	1	1	1	1	1	1
77	8	77	1	1	1	1	26	26	26	26	26	78
1	9	1	63	26	26	26	78	78	78	78	78	8
63	10	63	78	78	16	78	8	8	8	8	8	41
78	11	78	14	14	78	8	91	91	91	91	21	21
14	12	14	26	16	8	91	21	21	21	21	41	24
26	13	26	91	8	91	21	41	41	41	41	24	31
91	14	91	8	91	24	24	24	24	24	24	31	58
8	15	8	16	29	58	41	31	31	31	31	58	27
21	16	21	24	24	21	16	58	58	58	58	27	33
29	17	29	29	58	14	31	27	27	27	27	91	28
24	18	24	31	41	41	58	33	33	33	33	33	6
31	19	31	58	21	31	27	6	6	6	6	6	22
58	20	58	41	31	27	33	28	28	28	28	28	28
33	21	33	21	63	33	6	22	22	22	22	22	22
41	22	41	27	27	6	28	14	14	14	14	14	14
27	23	27	33	33	28	22	16	63				
6	24	6	6	6	22	14	63					
22	25	22	28	28	63	63						
28	26	28	22	22								





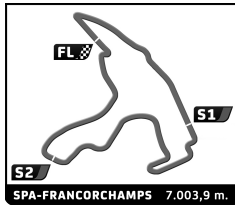
2-Masters Racing Legends-F1 Cars 66-85

SPA SIX HOURS

Race 1

Best Sector Times

Sector 1		Sector 2		Sector 3		No Team	Class	Ideal Lap	Best Lap		
No Driver	Time	No Driver	Time	No Driver	Time						
1	37 C.D'ANSEMBOURG	37.799	9 O.HART	1:00.431	37 C.D'ANSEMBOURG	33.814	1	9	Head	2:12.699	2:12.842 (1)
2	47 W.D'ANSEMBOURG	37.928	72 M.WRIGLEY	1:01.194	72 M.WRIGLEY	34.031	2	47	Head	2:13.683	2:13.827 (2)
3	9 O.HART	38.191	47 W.D'ANSEMBOURG	1:01.719	47 W.D'ANSEMBOURG	34.036	3	72	Head	2:13.724	2:14.021 (3)
4	18 S.HANCOCK	38.354	26 M.FERRER-AZA	1:02.051	9 O.HART	34.077	4	37	Head	2:14.380	2:14.934 (4)
5	72 M.WRIGLEY	38.499	18 S.HANCOCK	1:02.211	18 S.HANCOCK	34.235	5	18	Head	2:14.800	2:15.772 (6)
6	30 S.FISH	38.562	30 S.FISH	1:02.318	30 S.FISH	34.293	6	30	Head	2:15.173	2:15.233 (5)
7	77 J.HARTLEY	38.811	77 J.HARTLEY	1:02.566	26 M.FERRER-AZA	34.711	7	26	Head	2:15.927	2:16.525 (8)
8	1 N.PADMORE	38.821	37 C.D'ANSEMBOURG	1:02.767	1 N.PADMORE	34.947	8	77	Head	2:16.327	2:16.327 (7)
9	26 M.FERRER-AZA	39.165	1 N.PADMORE	1:02.847	77 J.HARTLEY	34.950	9	1	Fittipaldi	2:16.615	2:16.730 (9)
10	21 M.WERNER	39.283	16 T.BOUTSEN	1:04.455	16 T.BOUTSEN	35.229	10	16	Fittipaldi	2:18.983	2:20.108 (10)
11	16 T.BOUTSEN	39.299	8 M.HIGSON	1:04.458	78 W.BRIGGS	35.619	11	78	Head	2:20.162	2:20.162 (11)
12	24 J.HAGAN	39.328	14 P.D'AUBREBY	1:04.515	14 P.D'AUBREBY	35.715	12	14	Head	2:20.449	2:20.785 (12)
13	41 G.RIVET	39.448	78 W.BRIGGS	1:04.993	21 M.WERNER	35.751	13	21	Fittipaldi	2:20.687	2:21.335 (13)
14	78 W.BRIGGS	39.550	63 Y.TORIBA	1:05.123	63 Y.TORIBA	35.878	14	8	Head	2:20.747	2:21.457 (14)
15	63 Y.TORIBA	40.059	21 M.WERNER	1:05.653	41 G.RIVET	35.957	15	63	Head	2:21.060	
16	8 M.HIGSON	40.181	41 G.RIVET	1:05.872	8 M.HIGSON	36.108	16	41	Fittipaldi	2:21.277	2:21.673 (15)
17	14 P.D'AUBREBY	40.219	29 V.LEONE	1:06.035	24 J.HAGAN	36.256	17	24	Fittipaldi	2:22.545	2:22.545 (16)
18	31 P.WILLIAMS	40.349	31 P.WILLIAMS	1:06.089	31 P.WILLIAMS	36.304	18	31	Fittipaldi	2:22.742	2:23.955 (18)
19	29 V.LEONE	40.497	58 E.SERGISON	1:06.381	29 V.LEONE	36.460	19	29	Lauda	2:22.992	2:22.992 (17)
20	91 S.DE GROODT	40.825	91 S.DE GROODT	1:06.515	58 E.SERGISON	36.607	20	58	Fittipaldi	2:23.889	2:24.884 (20)
21	58 E.SERGISON	40.901	24 J.HAGAN	1:06.961	91 S.DE GROODT	36.695	21	91	Fittipaldi	2:24.035	2:24.343 (19)
22	27 M.BULLOCK	40.928	27 M.BULLOCK	1:07.011	27 M.BULLOCK	36.870	22	27	Fittipaldi	2:24.809	2:25.553 (21)
23	28 M.COPPINI	41.143	33 G.HALLAU	1:08.127	33 G.HALLAU	37.274	23	33	Lauda	2:27.115	2:27.701 (22)
24	33 G.HALLAU	41.714	6 V.JABOUILLE	1:09.620	28 M.COPPINI	37.978	24	28	Head	2:29.295	2:30.943 (23)
25	6 V.JABOUILLE	43.520	28 M.COPPINI	1:10.174	6 V.JABOUILLE	38.336	25	6	Fittipaldi	2:31.476	2:32.214 (24)
26	22 P.TATTERSALL	43.993	22 P.TATTERSALL	1:14.345	22 P.TATTERSALL	39.346	26	22	Head	2:37.684	2:37.684 (25)




2-Masters Racing Legends-F1 Cars 66-85

SPA SIX HOURS

Race 1

Best Top Speed

Team	Car	Class	Top Speed	Top 1	Top 2	Top 3	Top 4	Top 5	Avg					
				Kph Lap	Kph Lap	Kph Lap	Kph Lap	Kph Lap						
37	WILLIAMS FW07C	Head	C. D'ANSEMOURG	268.0	10	263.4	7	263.4	4	262.8	3	262.8	2	264.1
41	TROJAN T103-1	Fittipaldi	G. RIVET	268.0	5	255.3	4	250.6	3	240.0	10	233.3	2	249.4
78	MCLAREN M29	Head	W. BRIGGS	267.3	10	263.4	4	261.5	3	260.9	5	259.0	2	262.4
47	BRABHAM BT49	Head	W. D'ANSEMOURG	266.0	5	265.4	10	265.4	3	264.7	4	256.5	7	263.6
18	FITTIPALDI F8B	Head	S. HANCOCK	265.4	10	260.2	2	260.2	7	259.6	4	257.1	3	260.5
72	TYRRELL 011	Head	M. WRIGLEY	264.7	5	260.9	10	257.8	4	257.8	3	257.8	2	259.8
21	HESKETH 308C	Fittipaldi	M. WERNER	262.1	4	259.0	5	255.3	10	237.9	3	230.8	2	249.0
1	LOTUS 77	Fittipaldi	N. PADMORE	261.5	5	259.0	3	250.0	4	248.8	10	243.8	8	252.6
31	LEC CRP1	Fittipaldi	P. WILLIAMS	260.2	5	251.2	10	246.0	3	244.3	2	237.9	8	247.9
16	SHADOW DN5	Fittipaldi	T. BOUTSEN	259.6	3	255.9	2	228.3	4	142.1	5			221.5
24	HESKETH 308	Fittipaldi	J. HAGAN	259.6	4	251.2	3	245.5	5	243.8	2	240.5	10	248.1
26	LIGIER JS11/15	Head	M. FERRER-AZA	258.4	3	254.1	5	250.0	4	239.5	8	235.8	2	247.6
30	ARROWS A4	Head	S. FISH	258.4	4	257.8	3	242.7	2					253.0
8	MCLAREN MP4/1B	Head	M. HIGSON	256.5	4	255.3	8	255.3	5	255.3	2	251.2	10	254.7
63	WILLIAMS FW07C	Head	Y. TORIBA	256.5	5	242.2	6	238.9	2	234.8	3	100.1	4	214.5
14	ARROWS A4	Head	P. D'AUBREBY	255.3	9	242.7	4	238.4	2	229.8	8	226.9	3	238.6
9	ARROWS A3	Head	O. HART	254.1	10	253.5	4	252.9	2	251.2	5	248.3	3	252.0
77	MCLAREN MP4/1	Head	J. HARTLEY	254.1	10	254.1	2	252.9	3	252.9	8	250.6	4	252.9
28	ARROWS A1B	Head	M. COPPINI	250.0	10	248.8	3	244.9	2	237.4	4	234.3	5	243.1
33	THEODORE N183	Lauda	G. HALLAU	248.3	10	246.6	4	241.6	5	241.1	2	235.3	3	242.6
22	ENSIGN N179	Head	P. TATTERSALL	246.6	5	244.9	2	240.0	4	237.9	9	232.3	10	240.3
58	SHADOW DN9A	Fittipaldi	E. SERGISON	244.3	10	240.5	3	231.8	4	223.1	5	221.8	8	232.3
29	ARROWS A6	Lauda	V. LEONE	241.1	2									241.1
27	WILLIAMS FW06	Fittipaldi	M. BULLOCK	240.0	10	236.3	7	234.8	5	231.3	2	229.8	4	234.4
6	SHADOW DN8	Fittipaldi	V. JABOUILLE	230.3	4	228.8	3	227.8	9	223.6	7	223.1	2	226.7
91	MARCH 741	Fittipaldi	S. DE GROODT	228.3	9	225.9	2	222.7	5	219.5	4	213.9	3	222.1




2-Masters Racing Legends-F1 Cars 66-85

SPA SIX HOURS

Race 1

Leader Sequence by Class

No	Team	Car	Start Lap	End Lap	Laps	Total Laps
Fittipaldi						
1		LOTUS 77	1	10	10	10
Head						
72		TYRRELL 011	1	10	10	10
Lauda						
29		ARROWS A6	1	2	2	2
33		THEODORE N183	3	10	8	8




2-Masters Racing Legends-F1 Cars 66-85

SPA SIX HOURS

Race 1

Fastest Lap Sequence

Elapsed	No Team	Car	Class	Driver	Time	Kph	Lap
4:30.971	72	TYRRELL 011	Head	Matthew WRIGLEY	2:14.718	187.2	2
6:44.992	72	TYRRELL 011	Head	Matthew WRIGLEY	2:14.021	188.1	3
6:49.021	9	ARROWS A3	Head	Olivier HART	2:13.635	188.7	3
9:01.984	9	ARROWS A3	Head	Olivier HART	2:12.963	189.6	4
11:14.826	9	ARROWS A3	Head	Olivier HART	2:12.842	189.8	5



2-Masters Racing Legends-F1 Cars 66-85


SPA SIX HOURS

Race 1

Analysis by lap

Lapped

No	Lap Time	Gap	No	Lap Time	Gap	No	Lap Time	Gap	No	Lap Time	Gap	No	Lap Time	Gap			
Lap 1			Lap 3			Lap 5			Lap 7			Lap 9					
72	2:16.253	0.000	72	2:14.021		72	2:14.305		72	2:54.717		72	3:30.945		72	2:14.498	
37	2:19.543	3.290	9	2:13.635	4.029	9	2:12.963	2.305	9	2:55.100	1.030	9	3:30.222	0.113	47	2:14.351	0.299
18	2:19.989	3.736	37	2:15.812	8.426	37	2:15.563	9.302	14	2:53.844	1 Lap	47	3:24.677	0.446	9	2:15.008	0.623
9	2:20.247	3.994	47	2:15.385	8.717	47	2:15.525	9.555	47	2:49.546	47.739	37	3:24.531	1.438	37	2:14.934	1.874
47	2:20.504	4.251	30	2:16.371	10.468	30	2:15.233	11.014	37	2:48.487	48.590	18	3:22.092	1.894	18	2:15.772	3.168
30	2:21.066	4.813	18	2:18.071	14.074	18	2:15.828	15.215	18	2:47.639	49.632	22	3:20.683	3.001	77	2:16.327	4.830
77	2:24.262	8.009	77	2:17.222	15.249	77	2:17.177	17.739	16	2:45.286	1 Lap	1	3:19.655	3.245	1	2:16.730	5.477
1	2:24.549	8.296	1	2:17.968	16.189	1	2:17.133	18.635	58	3:07.325	1:29.315	26	3:19.418	3.854	78	2:20.162	10.288
63	2:26.121	9.868	26	2:17.170	21.617	26	2:16.525	23.455	27	3:02.353	1:30.138	8	3:14.436	7.055	8	2:21.977	14.534
78	2:27.687	11.434	16	2:20.108	27.569	78	2:21.757	36.071	33	3:08.872	1:46.188	41	3:09.324	10.008	41	2:21.673	17.183
14	2:28.771	12.518	78	2:23.074	29.001	8	2:21.984	38.605	63	6:16.699	2 Laps	21	3:09.382	11.064	21	2:23.201	18.253
26	2:28.790	12.537	8	2:22.804	31.308	91	2:25.266	47.304	6	3:06.903	2:38.670	24	3:09.273	11.440	24	2:22.545	19.111
91	2:31.972	15.719	91	2:24.343	36.725	21	2:25.171	52.526	28	3:07.135	2:39.528	31	3:09.165	11.965	31	2:24.213	21.155
8	2:32.039	15.786	24	2:25.715	42.042	21	2:21.335	50.064	22	3:07.772	2:53.086	58	3:09.165	11.965	58	2:24.884	22.351
16	2:32.288	16.035	58	2:25.305	43.250	41	2:23.330	52.591				27	2:25.553	23.707	27	2:25.553	23.707
24	2:35.103	18.850	21	2:24.497	43.416	16	2:39.833	52.715				33	2:30.116	43.256	33	2:30.116	43.256
29	2:35.738	19.485	14	2:36.247	43.672	31	2:24.271	54.642				28	2:32.818	1:13.929	28	2:32.818	1:13.929
31	2:36.629	20.376	41	2:25.312	43.948	58	2:28.804	57.367				6	2:35.611	1:16.349	6	2:35.611	1:16.349
58	2:37.128	20.875	31	2:24.361	45.058	27	2:26.612	1:04.638				14	2:20.785	1 Lap	14	2:20.785	1 Lap
41	2:37.869	21.616	27	2:27.895	52.713	33	2:27.701	1:07.355				22	2:37.684	2:05.320	22	2:37.684	2:05.320
21	2:38.912	22.659	33	2:28.184	54.341	63	5:11.694	1 Lap									
27	2:40.138	23.885	6	2:33.239	1:09.487	6	2:32.214	1:27.014									
33	2:41.871	25.618	28	2:32.858	1:17.608	28	2:30.943	1:33.864									
6	2:45.536	29.283	22	2:41.747	1:34.079	22	2:40.860	2:00.252									
28	2:54.855	38.602				14	3:45.310	2:14.295									
22	2:55.490	39.237															
Lap 2			Lap 4			Lap 6			Lap 8			Lap 10					
72	2:14.718		72	2:14.687		72	2:53.528		72	2:58.070		72	2:14.498				
9	2:15.139	4.415	9	2:12.963	2.305	9	2:53.333	0.647	9	2:57.876	0.836	47	2:14.351	0.299			
37	2:18.063	6.635	37	2:15.563	9.302	14	2:56.989	1 Lap	47	2:17.045	6.714	9	2:15.008	0.623			
47	2:17.820	7.353	47	2:15.525	9.555	47	3:37.361	52.910	47	2:17.332	7.852	37	2:14.934	1.874			
30	2:18.023	8.118	30	2:15.233	11.014	37	3:36.018	54.820	37	2:17.332	7.852	18	2:15.772	3.168			
18	2:21.006	10.024	18	2:15.828	15.215	18	3:32.842	56.710	14	3:05.109	1 Lap	77	2:16.327	4.830			
77	2:18.757	12.048	77	2:17.177	17.739	77	3:33.501	1:00.488	18	2:19.185	10.747	1	2:16.730	5.477			
1	2:18.664	12.242	1	2:17.133	18.635	1	3:36.304	1:04.029	77	2:19.797	13.263	78	2:20.162	10.288			
26	2:20.649	18.468	26	2:16.525	23.455	9	3:36.304	1:04.029	1	2:20.312	14.535	8	2:21.977	14.534			
78	2:23.232	19.948	78	2:21.757	36.071	9	3:36.304	1:04.029	26	2:20.455	15.381	41	2:21.673	17.183			
14	2:23.646	21.446	8	2:21.984	38.605	14	2:56.989	1 Lap	47	2:17.045	6.714	21	2:23.201	18.253			
16	2:20.165	21.482	91	2:25.266	47.304	47	3:36.018	54.820	37	2:17.332	7.852	24	2:22.545	19.111			
8	2:21.457	22.525	21	2:21.335	50.064	18	3:32.842	56.710	14	3:05.109	1 Lap	31	2:24.213	21.155			
91	2:25.402	26.403	41	2:23.330	52.591	77	3:33.501	1:00.488	18	2:19.185	10.747	58	2:24.884	22.351			
29	2:22.992	27.759	16	2:39.833	52.715	1	3:36.304	1:04.029	77	2:19.797	13.263	27	2:25.553	23.707			
24	2:26.216	30.348	31	2:24.271	54.642	26	3:32.869	1:05.309	1	2:20.312	14.535	33	2:30.116	43.256			
58	2:25.809	31.966	58	2:28.804	57.367	78	3:25.672	1:17.507	26	2:20.455	15.381	28	2:32.818	1:13.929			
41	2:25.759	32.657	27	2:26.612	1:04.638	8	3:24.824	1:19.078	78	2:24.732	22.140	6	2:35.611	1:16.349			
21	2:24.999	32.940	33	2:27.701	1:07.355	91	3:16.656	1:22.943	8	2:24.886	23.564	14	2:20.785	1 Lap			
31	2:29.060	34.718	63	5:11.694	1 Lap	21	3:15.151	1:23.473	91	2:28.853	30.835	22	2:37.684	2:05.320			
63	2:40.035	35.185	6	2:32.214	1:27.014	41	3:15.294	1:24.742	21	2:28.821	31.171						
27	2:29.672	38.839	28	2:30.943	1:33.864	24	3:16.373	1:26.472	41	2:28.637	31.610						
33	2:29.278	40.178	22	2:40.860	2:00.252	31	3:16.996	1:27.760	24	2:28.540	32.627						
6	2:35.704	50.269	14	3:45.310	2:14.295	16	5:44.286	1 Lap	31	2:28.699	33.112						
28	2:34.887	58.771				58	3:07.325	1:29.315	58	2:28.224	33.745						
22	2:41.834	1:06.353				27	3:02.353	1:30.138	27	2:28.246	34.734						
						33	3:08.872	1:46.188	33	2:42.041	1:21.246						
						63	6:16.699	2 Laps	6	2:32.509	1:53.213						
						6	3:06.903	2:38.670	28	2:33.130	1:54.930						
						28	3:07.135	2:39.528	22	2:42.624	2:33.888						
						22	3:07.772	2:53.086									



2-Masters Racing Legends-F1 Cars 66-85


SPA SIX HOURS

Race 1

Sector Analysis

— Invalidated Lap ■ Personal Best ■ Session Best ■ Crossing the pit lane

Lap	D	Time	Sector 1	Sector 2	Sector 3	T.Spd	Elapsed	Lap	D	Time	Sector 1	Sector 2	Sector 3	T.Spd	Elapsed
1 1.Nick PADMORE LOTUS 77 Fittipaldi								14 1.Patrick D'AUBREY ARROWS A4 Head							
1	1	2:24.549	44.083	1:04.705	35.761		2:24.549	1	1	2:28.771	45.853	1:06.625	36.293		2:28.771
2	1	2:18.664	39.560	1:03.565	35.539	238.4	4:43.213	2	1	2:23.646	40.820	1:06.042	36.784	238.4	4:52.417
3	1	2:17.968	39.721	1:03.091	35.156	259.0	7:01.181	3	1	2:36.247 B	41.203	1:06.072	48.972	226.9	7:28.664
4	1	2:17.133	39.306	1:02.880	34.947	250.0	9:18.314	4	1	3:45.310	2:03.926	1:04.897	36.487	242.7	11:13.974
5	1	2:16.923	38.931	1:02.847	35.145	261.5	11:35.237	5	1	2:56.989	41.182	1:18.754	57.053	223.6	14:10.963
6	1	3:36.304	45.850	1:53.812	56.642	81.4	15:11.541	6	1	2:53.844	55.903	1:13.319	44.622	149.4	17:04.807
7	1	2:42.981	41.332	1:18.790	42.859	234.8	17:54.522	7	1	3:05.109 B	55.985	1:07.297	1:01.827	188.8	20:09.916
8	1	2:20.312	40.221	1:04.159	35.932	243.8	20:14.834	8	1	4:58.872	3:15.158	1:07.999	35.715	229.8	25:08.788
9	1	3:19.655	51.230	1:29.881	58.544	148.4	23:34.489	9	1	2:20.785	40.219	1:04.515	36.051	255.3	27:29.573
10	1	2:16.730	38.821	1:02.858	35.051	248.8	25:51.219								
6 1.Victor JABOUILLE SHADOW DN8 Fittipaldi								16 1.Thierry BOUTSEN SHADOW DN5 Fittipaldi							
1	1	2:45.536	55.175	1:11.033	39.328		2:45.536	1	1	2:32.288	44.411	1:11.938	35.939		2:32.288
2	1	2:35.704	44.566	1:12.329	38.809	223.1	5:21.240	2	1	2:20.165	39.866	1:04.455	35.844	255.9	4:52.453
3	1	2:33.239	43.982	1:10.623	38.634	228.8	7:54.479	3	1	2:20.108	40.190	1:04.689	35.229	259.6	7:12.561
4	1	2:32.214	43.520	1:10.358	38.336	230.3	10:26.693	4	1	2:39.833 B	39.299	1:09.458	51.076	228.3	9:52.394
5	1	3:12.586	44.370	1:20.806	1:07.410	220.0	13:39.279	5	1	5:44.286 B	3:24.044	1:24.417	55.825	142.1	15:36.680
6	1	3:06.903	1:05.159	1:16.088	45.656	113.9	16:46.182								
7	1	2:34.821	44.897	1:10.752	39.172	223.6	19:21.003								
8	1	2:32.509	44.424	1:09.620	38.465	222.2	21:53.512								
9	1	2:32.968	44.385	1:10.032	38.551	227.8	24:26.480								
10	1	2:35.611	46.394	1:10.445	38.772	219.1	27:02.091								
8 1.Mark HIGSON MCLAREN MP4/1B Head								18 1.Samuel HANCOCK FITTIPALDI F8B Head							
1	1	2:32.039	47.859	1:07.785	36.395		2:32.039	1	1	2:19.989	40.299	1:04.551	35.139		2:19.989
2	1	2:21.457	40.578	1:04.458	36.421	255.3	4:53.496	2	1	2:21.006	40.203	1:03.207	37.596	260.2	4:40.995
3	1	2:22.804	40.784	1:05.912	36.108	243.2	7:16.300	3	1	2:18.071	39.987	1:03.008	35.076	257.1	6:59.066
4	1	2:21.984	40.181	1:05.157	36.646	256.5	9:38.284	4	1	2:15.828	39.028	1:02.211	34.589	259.6	9:14.894
5	1	2:23.482	40.588	1:04.948	37.946	255.3	12:01.766	5	1	2:16.486	38.861	1:02.753	34.872	254.1	11:31.380
6	1	3:24.824	1:12.411	1:25.966	46.447	121.6	15:26.590	6	1	3:32.842	46.641	1:52.239	53.962	97.1	15:04.222
7	1	2:32.387	42.735	1:07.148	42.504	234.3	17:58.977	7	1	2:47.639	40.298	1:24.385	42.956	260.2	17:51.861
8	1	2:24.886	40.878	1:06.373	37.635	255.3	20:23.863	8	1	2:19.185	39.634	1:04.052	35.499	257.1	20:11.046
9	1	3:14.436	44.147	1:29.599	1:00.690	136.9	23:38.299	9	1	3:22.092	52.407	1:30.177	59.508	144.8	23:33.138
10	1	2:21.977	40.690	1:04.982	36.305	251.2	26:00.276	10	1	2:15.772	38.354	1:03.183	34.235	265.4	25:48.910
9 1.Olivier HART ARROWS A3 Head								21 1.Maximilian WERNER HESKETH 308C Fittipaldi							
1	1	2:20.247	40.573	1:04.541	35.133		2:20.247	1	1	2:38.912	53.604	1:08.699	36.609		2:38.912
2	1	2:15.139	38.814	1:01.888	34.437	252.9	4:35.386	2	1	2:24.999	40.449	1:08.456	36.094	230.8	5:03.911
3	1	2:13.635	38.540	1:00.679	34.416	248.3	6:49.021	3	1	2:24.497	40.343	1:08.335	35.819	237.9	7:28.408
4	1	2:12.963	38.387	1:00.431	34.145	253.5	9:01.984	4	1	2:21.335	39.931	1:05.653	35.751	262.1	9:49.743
5	1	2:12.842	38.191	1:00.574	34.077	251.2	11:14.826	5	1	2:26.091	39.575	1:06.403	40.113	259.0	12:15.834
6	1	2:53.333	38.574	1:19.182	55.577	227.4	14:08.159	6	1	3:15.151	1:03.524	1:24.542	47.085	131.2	15:30.985
7	1	2:55.100	56.835	1:11.852	46.413	161.7	17:03.259	7	1	2:31.664	42.876	1:08.883	39.905	206.5	18:02.649
8	1	2:57.876	55.291	1:08.449	54.136	210.9	20:01.135	8	1	2:28.821	41.050	1:07.849	39.922	215.1	20:31.470
9	1	3:30.222	59.341	1:31.048	59.833	163.1	23:31.357	9	1	3:09.324	41.654	1:25.429	1:02.241	226.9	23:40.794
10	1	2:15.008	39.056	1:01.868	34.084	254.1	25:46.365	10	1	2:23.201	39.283	1:07.428	36.490	255.3	26:03.995
								22 1.Paul TATTERSALL ENSIGN N179 Head							
1	1	2:55.490	56.554	1:17.182	41.754		2:55.490	1	1	2:55.490	56.554	1:17.182	41.754		2:55.490
2	1	2:41.834	44.932	1:16.811	40.091	244.9	5:37.324	2	1	2:41.834	44.932	1:16.811	40.091	244.9	5:37.324
3	1	2:41.747	44.824	1:16.431	40.492	220.9	8:19.071	3	1	2:41.747	44.824	1:16.431	40.492	220.9	8:19.071



2-Masters Racing Legends-F1 Cars 66-85

SPA SIX HOURS

Race 1

Sector Analysis

— Invalidated Lap ■ Personal Best ■ Session Best B Crossing the pit lane

Lap	D	Time	Sector 1	Sector 2	Sector 3	T.Spd	Elapsed	Lap	D	Time	Sector 1	Sector 2	Sector 3	T.Spd	Elapsed
4	1	2:40.860	44.631	1:16.050	40.179	240.0	10:59.931	6	1	3:07.135	1:05.123	1:16.397	45.615	111.1	16:47.040
5	1	2:52.895	44.410	1:18.355	50.130	246.6	13:52.826	7	1	2:35.059	44.683	1:11.522	38.854	203.4	19:22.099
6	1	3:07.772	53.828	1:25.571	48.373	123.1	17:00.598	8	1	2:33.130	43.815	1:11.198	38.117	214.3	21:55.229
7	1	2:50.965	46.984	1:18.026	45.955	221.8	19:51.563	9	1	2:31.624	43.443	1:10.174	38.007	212.2	24:26.853
8	1	2:42.624	45.673	1:15.744	41.207	228.3	22:34.187	10	1	2:32.818	42.561	1:11.431	38.826	250.0	26:59.671
9	1	2:39.191	44.379	1:15.380	39.432	237.9	25:13.378								
10	1	2:37.684	43.993	1:14.345	39.346	232.3	27:51.062								

24 1. James HAGAN HESKETH 308 Fittipaldi

1	1	2:35.103	49.125	1:08.713	37.265		2:35.103
2	1	2:26.216	41.275	1:08.414	36.527	243.8	5:01.319
3	1	2:25.715	40.387	1:08.374	36.954	251.2	7:27.034
4	1	2:25.171	40.262	1:08.148	36.761	259.6	9:52.205
5	1	2:25.406	40.492	1:07.027	37.887	245.5	12:17.611
6	1	3:16.373	1:04.003	1:24.897	47.473	127.1	15:33.984
7	1	2:30.402	41.850	1:08.589	39.963	221.3	18:04.386
8	1	2:28.540	41.314	1:07.418	39.808	233.3	20:32.926
9	1	3:09.382	41.336	1:26.037	1:02.009	214.3	23:42.308
10	1	2:22.545	39.328	1:06.961	36.256	240.5	26:04.853

26 1. Matteo FERRER-AZA LIGIER JS11/15 Head

1	1	2:28.790	46.270	1:06.393	36.127		2:28.790
2	1	2:20.649	39.922	1:04.964	35.763	235.8	4:49.439
3	1	2:17.170	39.608	1:02.429	35.133	258.4	7:06.609
4	1	2:16.525	39.559	1:02.255	34.711	250.0	9:23.134
5	1	2:16.818	39.165	1:02.422	35.231	254.1	11:39.952
6	1	3:32.869	55.740	1:45.068	52.061	115.5	15:12.821
7	1	2:42.404	41.503	1:18.011	42.890	235.3	17:55.225
8	1	2:20.455	40.538	1:03.650	36.267	239.5	20:15.680
9	1	3:19.418	51.233	1:29.497	58.688	145.2	23:35.098

27 1. Martin BULLOCK WILLIAMS FW06 Fittipaldi

1	1	2:40.138	52.799	1:09.322	38.017		2:40.138
2	1	2:29.672	42.107	1:10.168	37.397	231.3	5:09.810
3	1	2:27.895	41.793	1:08.804	37.298	217.3	7:37.705
4	1	2:26.612	41.378	1:08.364	36.870	229.8	10:04.317
5	1	2:30.980	40.928	1:08.694	41.358	234.8	12:35.297
6	1	3:02.353	52.070	1:24.308	45.975	121.5	15:37.650
7	1	2:29.137	42.422	1:08.918	37.797	236.3	18:06.787
8	1	2:28.246	42.242	1:08.507	37.497	220.4	20:35.033
9	1	3:08.863	42.435	1:25.143	1:01.285	202.6	23:43.896
10	1	2:25.553	41.473	1:07.011	37.069	240.0	26:09.449

28 1. Marco COPPINI ARROWS A1B Head

1	1	2:54.855	56.683	1:17.449	40.723		2:54.855
2	1	2:34.887	43.184	1:12.693	39.010	244.9	5:29.742
3	1	2:32.858	42.536	1:11.850	38.472	248.8	8:02.600
4	1	2:30.943	41.772	1:11.193	37.978	237.4	10:33.543
5	1	3:06.362	41.143	1:17.625	1:07.594	234.3	13:39.905

29 1. Valerio LEONE ARROWS A6 Lauda

1	1	2:35.738	49.404	1:08.735	37.599		2:35.738
2	1	2:22.992	40.497	1:06.035	36.460	241.1	4:58.730

30 1. Simon FISH ARROWS A4 Head

1	1	2:21.066	43.150	1:03.177	34.739		2:21.066
2	1	2:18.023	39.284	1:04.135	34.604	242.7	4:39.089
3	1	2:16.371	38.998	1:02.773	34.600	257.8	6:55.460
4	1	2:15.233	38.622	1:02.318	34.293	258.4	9:10.693

31 1. Peter WILLIAMS LEC CRP1 Fittipaldi


1	1	2:36.629	50.573	1:08.799	37.257		2:36.629
2	1	2:29.060	42.549	1:09.571	36.940	244.3	5:05.689
3	1	2:24.361	40.394	1:06.833	37.134	246.0	7:30.050
4	1	2:24.271	40.698	1:07.269	36.304	224.1	9:54.321
5	1	2:23.955	40.349	1:06.422	37.184	260.2	12:18.276
6	1	3:16.996	1:04.207	1:24.710	48.079	116.3	15:35.272
7	1	2:29.440	41.618	1:08.363	39.459	237.4	18:04.712
8	1	2:28.699	42.004	1:07.058	39.637	237.9	20:33.411
9	1	3:09.273	42.017	1:25.452	1:01.804	218.6	23:42.684
10	1	2:24.213	41.662	1:06.089	36.462	251.2	26:06.897

33 1. Georg HALLAU THEODORE N183 Lauda

1	1	2:41.871	53.485	1:10.363	38.023		2:41.871
2	1	2:29.278	42.458	1:09.118	37.702	241.1	5:11.149
3	1	2:28.184	41.714	1:09.103	37.367	235.3	7:39.333
4	1	2:27.701	42.300	1:08.127	37.274	246.6	10:07.034
5	1	2:37.794	42.006	1:08.781	47.007	241.6	12:44.828
6	1	3:08.872	56.968	1:20.803	51.101	149.4	15:53.700
7	1	2:45.804	47.350	1:14.279	44.175	218.6	18:39.504
8	1	2:42.041	46.443	1:13.866	41.732	224.5	21:21.545
9	1	2:37.337	45.302	1:12.915	39.120	227.8	23:58.882
10	1	2:30.116	42.236	1:09.503	38.377	248.3	26:28.998

37 1. Christophe D'ANSEMOU WILLIAMS FW07C Head

1	1	2:19.543	40.227	1:04.391	34.925		2:19.543
2	1	2:18.063	38.697	1:04.325	35.041	262.8	4:37.606
3	1	2:15.812	38.271	1:03.481	34.060	262.8	6:53.418
4	1	2:15.563	38.366	1:02.767	34.430	263.4	9:08.981
5	1	2:17.333	38.141	1:04.421	34.771	244.9	11:26.314
6	1	3:36.018	41.581	1:52.494	1:01.943	114.9	15:02.332



2-Masters Racing Legends-F1 Cars 66-85

SPA SIX HOURS

Race 1

Sector Analysis

— Invalidated Lap ■ Personal Best ■ Session Best B Crossing the pit lane

Lap	D	Time	Sector 1	Sector 2	Sector 3	T.Spd	Elapsed	Lap	D	Time	Sector 1	Sector 2	Sector 3	T.Spd	Elapsed
7	1	2:48.487	38.992	1:26.577	42.918	263.4	17:50.819								
8	1	2:17.332	38.853	1:04.132	34.347	257.8	20:08.151								
9	1	3:24.531	54.098	1:30.691	59.742	139.0	23:32.682								
10	1	2:14.934	37.799	1:03.321	33.814	268.0	25:47.616								

41							
1.Geoffroy RIVET							
TROJAN T103-1							
Fittipaldi							
1	1	2:37.869	51.700	1:09.169	37.000	2:37.869	
2	1	2:25.759	41.146	1:08.451	36.162	233.3	5:03.628
3	1	2:25.312	40.317	1:08.324	36.671	250.6	7:28.940
4	1	2:23.330	40.890	1:06.265	36.175	255.3	9:52.270
5	1	2:24.690	40.112	1:05.872	38.706	268.0	12:16.960
6	1	3:15.294	1:03.659	1:24.362	47.273	122.0	15:32.254
7	1	2:31.018	42.348	1:09.208	39.462	216.0	18:03.272
8	1	2:28.637	41.216	1:07.864	39.557	205.7	20:31.909
9	1	3:09.343	41.848	1:25.770	1:01.725	213.9	23:41.252
10	1	2:21.673	39.448	1:06.268	35.957	240.0	26:02.925

47							
1.Werner D'ANSEMBOURG							
BRABHAM BT49							
Head							
1	1	2:20.504	41.195	1:04.228	35.081	2:20.504	
2	1	2:17.820	39.475	1:03.785	34.560	252.3	4:38.324
3	1	2:15.385	38.289	1:03.060	34.036	265.4	6:53.709
4	1	2:15.525	38.540	1:02.556	34.429	264.7	9:09.234
5	1	2:13.827	37.928	1:01.719	34.180	266.0	11:23.061
6	1	3:37.361	43.865	1:52.110	1:01.386	117.3	15:00.422
7	1	2:49.546	39.604	1:27.110	42.832	256.5	17:49.968
8	1	2:17.045	38.926	1:03.458	34.661	255.3	20:07.013
9	1	3:24.677	54.669	1:30.619	59.389	148.6	23:31.690
10	1	2:14.351	38.163	1:02.132	34.056	265.4	25:46.041

58							
1.Ewen SERGISON							
SHADOW DN9A							
Fittipaldi							
1	1	2:37.128	50.267	1:09.674	37.187	2:37.128	
2	1	2:25.809	41.324	1:07.878	36.607	213.0	5:02.937
3	1	2:25.305	40.901	1:07.625	36.779	240.5	7:28.242
4	1	2:28.804	41.920	1:08.663	38.221	231.8	9:57.046
5	1	2:32.456	42.324	1:09.670	40.462	223.1	12:29.502
6	1	3:07.325	57.314	1:23.276	46.735	116.0	15:36.827
7	1	2:28.993	42.491	1:07.758	38.744	201.1	18:05.820
8	1	2:28.224	42.718	1:07.270	38.236	221.8	20:34.044
9	1	3:09.165	42.894	1:24.996	1:01.275	208.9	23:43.209
10	1	2:24.884	41.816	1:06.381	36.687	244.3	26:08.093


63							
1.Yutaka TORIBA							
WILLIAMS FW07C							
Head							
1	1	2:26.121	44.629	1:05.614	35.878	2:26.121	
2	1	2:40.035	40.059	1:05.123	54.853	238.9	5:06.156
3	1	5:11.694	3:10.356	1:05.953	55.385	234.8	10:17.850
4	1	6:16.699	4:21.715	1:10.985	43.999	100.1	16:34.549
5	1	2:37.418	40.327	1:05.938	51.153	256.5	19:11.967
6	1	4:51.946	2:32.859	1:06.542	1:12.545	242.2	24:03.913

72							
1.Matthew WRIGLEY							
TYRRELL 011							
Head							
1	1	2:16.253	39.515	1:02.258	34.480	2:16.253	
2	1	2:14.718	38.773	1:01.914	34.031	257.8	4:30.971
3	1	2:14.021	38.595	1:01.194	34.232	257.8	6:44.992
4	1	2:14.687	38.703	1:01.793	34.191	257.8	8:59.679
5	1	2:14.305	38.499	1:01.626	34.180	264.7	11:13.984
6	1	2:53.528	38.682	1:19.480	55.366	223.1	14:07.512
7	1	2:54.717	57.246	1:11.560	45.911	163.6	17:02.229
8	1	2:58.070	54.998	1:09.367	53.705	221.3	20:00.299
9	1	3:30.945	59.394	1:31.512	1:00.039	153.6	23:31.244
10	1	2:14.498	38.654	1:01.712	34.132	260.9	25:45.742

77							
1.James HARTLEY							
MCLAREN MP4/1							
Head							
1	1	2:24.262	43.516	1:04.641	36.105	2:24.262	
2	1	2:18.757	39.321	1:03.681	35.755	254.1	4:43.019
3	1	2:17.222	39.436	1:02.800	34.986	252.9	7:00.241
4	1	2:17.177	39.257	1:02.719	35.201	250.6	9:17.418
5	1	2:17.081	38.826	1:02.767	35.488	248.8	11:34.499
6	1	3:33.501	44.069	1:53.075	56.357	96.3	15:08.000
7	1	2:45.765	39.872	1:21.969	43.924	250.0	17:53.765
8	1	2:19.797	39.334	1:04.259	36.204	252.9	20:13.562
9	1	3:20.683	50.446	1:30.078	1:00.159	146.9	23:34.245
10	1	2:16.327	38.811	1:02.566	34.950	254.1	25:50.572

78							
1.Warren BRIGGS							
MCLAREN M29							
Head							
1	1	2:27.687	44.920	1:06.734	36.033	2:27.687	
2	1	2:23.232	40.655	1:06.043	36.534	259.0	4:50.919
3	1	2:23.074	39.790	1:06.322	36.962	261.5	7:13.993
4	1	2:21.757	39.681	1:05.869	36.207	263.4	9:35.750
5	1	2:23.597	39.931	1:05.275	38.391	260.9	11:59.347
6	1	3:25.672	1:10.578	1:27.505	47.589	126.8	15:25.019
7	1	2:32.688	42.274	1:08.380	42.034	234.3	17:57.707
8	1	2:24.732	40.643	1:07.390	36.699	251.7	20:22.439
9	1	3:13.429	45.152	1:29.342	58.935	128.0	23:35.868
10	1	2:20.162	39.550	1:04.993	35.619	267.3	25:56.030

91							
1.Stephane DE GROODT							
MARCH 741							
Fittipaldi							
1	1	2:31.972	47.794	1:07.483	36.695	2:31.972	
2	1	2:25.402	41.193	1:07.074	37.135	225.9	4:57.374
3	1	2:24.343	40.825	1:06.515	37.003	213.9	7:21.717
4	1	2:25.266	41.041	1:07.270	36.955	219.5	9:46.983
5	1	2:26.816	41.294	1:07.120	38.402	222.7	12:13.799
6	1	3:16.656	1:04.550	1:24.461	47.645	136.0	15:30.455
7	1	2:31.826	43.156	1:08.814	39.856	203.4	18:02.281
8	1	2:28.853	41.169	1:07.818	39.866	213.4	20:31.134
9	1	3:18.337	41.684	1:25.501	1:11.152	228.3	23:49.471


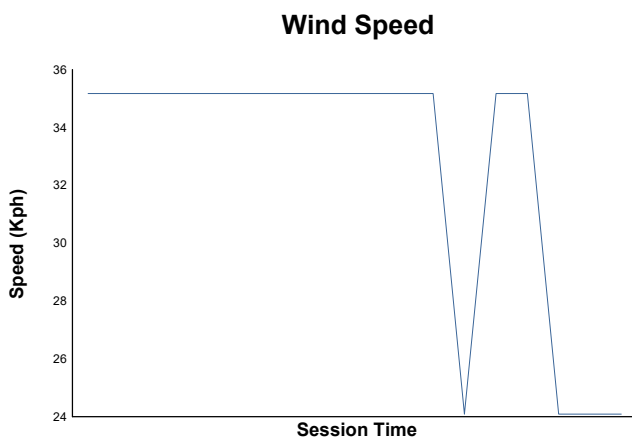
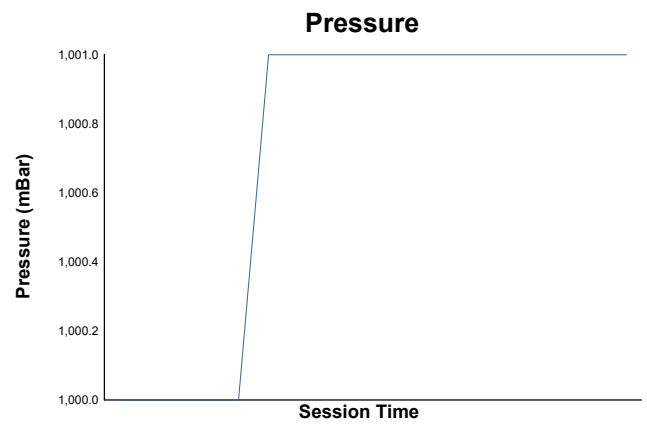
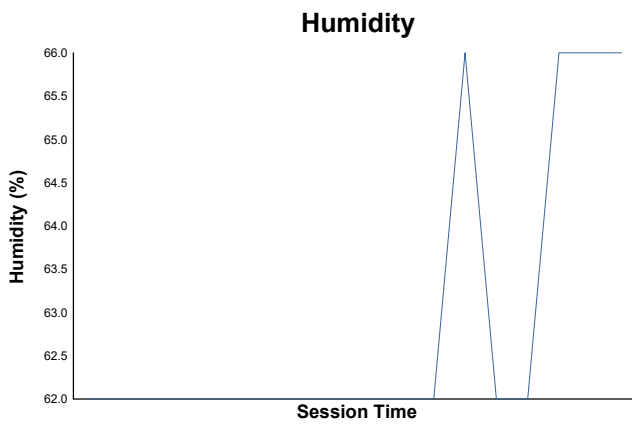
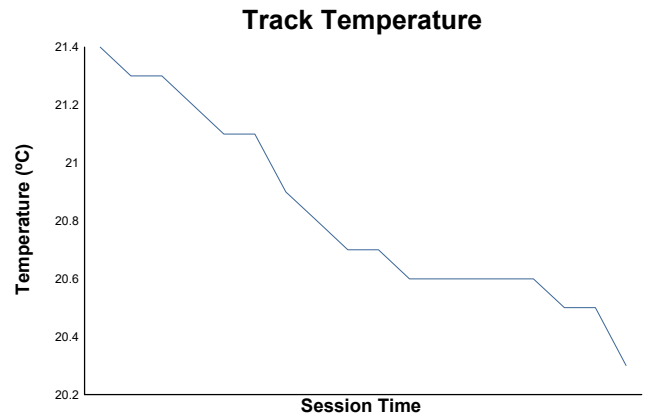
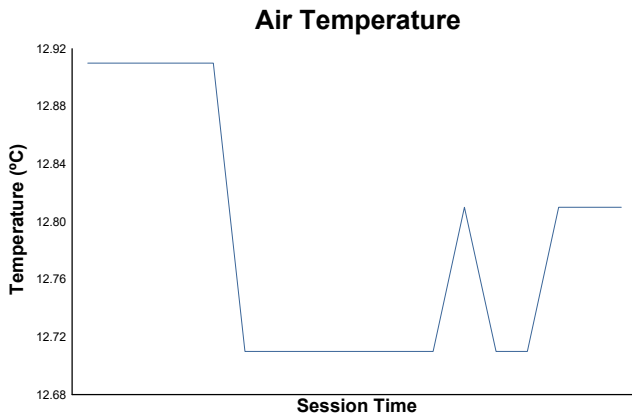


2-Masters Racing Legends-F1 Cars 66-85


SPA SIX HOURS

Race 1

Weather Report



Track Status: **DRY**



2-Masters Racing Legends-F1 Cars 66-85

SPA SIX HOURS

Warm Up

Classification


No Drivers	Team	Car	Cl.	Time	Lap Total	Gap	Kph
1 63 Y. TORIBA		WILLIAMS FW07C	Head	2:49.156	7 7	- -	149.1
2 14 P. D'AUBREBY		ARROWS A4	Head	2:51.858	8 8	+2.702 +2.702	146.7
3 26 M. FERRER-AZA		LIGIER JS11/15	Head	2:53.600	2 3	+4.444 +1.742	145.2
4 78 W. BRIGGS		MCLAREN M29	Head	2:55.145	5 6	+5.989 +1.545	144.0
5 47 W. D'ANSEMBOURG		BRABHAM BT49	Head	2:59.459	3 4	+10.303 +4.314	140.5
6 41 G. RIVET		TROJAN T103-1	Fittipaldi	3:00.790	6 7	+11.634 +1.331	139.5
7 29 V. LEONE		ARROWS A6	Lauda	3:02.546	6 7	+13.390 +1.756	138.1
8 27 M. BULLOCK		WILLIAMS FW06	Fittipaldi	3:04.792	7 8	+15.636 +2.246	136.4
9 1 N. PADMORE		LOTUS 77	Fittipaldi				
10 6 V. JABOUILLE		SHADOW DN8	Fittipaldi				
11 8 M. HIGSON		MCLAREN MP4/1B	Head				
12 9 O. HART		ARROWS A3	Head				
13 16 T. BOUTSEN		SHADOW DN5	Fittipaldi		2		
14 18 S. HANCOCK		FITTIPALDI F8B	Head				
15 21 M. WERNER		HESKETH 308C	Fittipaldi				
16 22 P. TATTERSALL		ENSIGN N179	Head				
17 24 J. HAGAN		HESKETH 308	Fittipaldi				
18 28 M. COPPINI		ARROWS A1B	Head				
19 30 S. FISH		ARROWS A4	Head				
20 31 P. WILLIAMS		LEC CRP1	Fittipaldi				
21 33 G. HALLAU		THEODORE N183	Lauda				
22 37 C. D'ANSEMBOURG		WILLIAMS FW07C	Head				
23 58 E. SERGISON		SHADOW DN9A	Fittipaldi		5		
24 72 M. WRIGLEY		TYRRELL 011	Head				
25 77 J. HARTLEY		MCLAREN MP4/1	Head				
26 91 S. DE GROODT		MARCH 741	Fittipaldi				

Fastest Lap:	Lap 7	Yutaka TORIBA	2:49.156	149.1 Kph
---------------------	-------	---------------	-----------------	-----------

Published at:

Track Status: **WET**

Race Director Max BRAAMS	Timekeeper Alberto Estébanez
------------------------------------	--



2-Masters Racing Legends-F1 Cars 66-85

SPA SIX HOURS

Warm Up

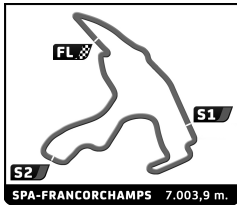
Classification by Class

No Drivers	Team	Car	Time	Lap Total	Gap	Kph
Fittipaldi						
1 41 G. RIVET		TROJAN T103-1	3:00.790	6 7		139.5
2 27 M. BULLOCK		WILLIAMS FW06	3:04.792	7 8	+4.002 +4.002	136.4
3 1 N. PADMORE		LOTUS 77				
4 6 V. JABOUILLE		SHADOW DN8				
5 16 T. BOUTSEN		SHADOW DN5		2		
6 21 M. WERNER		HESKETH 308C				
7 24 J. HAGAN		HESKETH 308				
8 31 P. WILLIAMS		LEC CRP1				
9 58 E. SERGISON		SHADOW DN9A		5		
10 91 S. DE GROODT		MARCH 741				
Head						
1 63 Y. TORIBA		WILLIAMS FW07C	2:49.156	7 7		149.1
2 14 P. D'AUBREY		ARROWS A4	2:51.858	8 8	+2.702 +2.702	146.7
3 26 M. FERRER-AZA		LIGIER JS11/15	2:53.600	2 3	+4.444 +1.742	145.2
4 78 W. BRIGGS		MCLAREN M29	2:55.145	5 6	+5.989 +1.545	144.0
5 47 W. D'ANSEMBOURG		BRABHAM BT49	2:59.459	3 4	+10.303 +4.314	140.5
6 8 M. HIGSON		MCLAREN MP4/1B				
7 9 O. HART		ARROWS A3				
8 18 S. HANCOCK		FITTIPALDI F8B				
9 22 P. TATTERSALL		ENSIGN N179				
10 28 M. COPPINI		ARROWS A1B				
11 30 S. FISH		ARROWS A4				
12 37 C. D'ANSEMBOURG		WILLIAMS FW07C				
13 72 M. WRIGLEY		TYRRELL 011				
14 77 J. HARTLEY		MCLAREN MP4/1				
Lauda						
1 29 V. LEONE		ARROWS A6	3:02.546	6 7		138.1
2 33 G. HALLAU		THEODORE N183				

Published at:

Track Status: **WET**

Race Director Max BRAAMS	Timekeeper Alberto Estébanez
------------------------------------	--




Classification by Group

No Drivers	Team	Car	Time	Lap Total	Gap	Kph

Published at:

Track Status:

Race Director Max BRAAMS	Timekeeper Alberto Estébanez
------------------------------------	--



2-Masters Racing Legends-F1 Cars 66-85

SPA SIX HOURS


Warm Up

Classification by Driver Fastest Lap

No	Team	Car	Class	Driver	Time Lap	Total	Gap	Kph
1	63	WILLIAMS FW07C	Head	Yutaka TORIBA	2:49.156	7	7	149.1
2	14	ARROWS A4	Head	Patrick D'AUBREY	2:51.858	8	8	2.702 2.702 146.7
3	26	LIGIER JS11/15	Head	Matteo FERRER-AZA	2:53.600	2	3	4.444 1.742 145.2
4	78	MCLAREN M29	Head	Warren BRIGGS	2:55.145	5	6	5.989 1.545 144.0
5	47	BRABHAM BT49	Head	Werner D'ANSEMBOURG	2:59.459	3	4	10.303 4.314 140.5
6	41	TROJAN T103-1	Fittipaldi	Geoffroy RIVET	3:00.790	6	7	11.634 1.331 139.5
7	29	ARROWS A6	Lauda	Valerio LEONE	3:02.546	6	7	13.390 1.756 138.1
8	27	WILLIAMS FW06	Fittipaldi	Martin BULLOCK	3:04.792	7	8	15.636 2.246 136.4
9	58	SHADOW DN9A	Fittipaldi	Ewen SERGISON			5	
10	16	SHADOW DN5	Fittipaldi	Thierry BOUTSEN			2	
11	1	LOTUS 77	Fittipaldi	Nick PADMORE				
12	6	SHADOW DN8	Fittipaldi	Victor JABOUILLE				
13	8	MCLAREN MP4/1B	Head	Mark HIGSON				
14	9	ARROWS A3	Head	Olivier HART				
15	18	FITTIPALDI F8B	Head	Samuel HANCOCK				
16	21	HESKETH 308C	Fittipaldi	Maximilian WERNER				
17	22	ENSIGN N179	Head	Paul TATTERSALL				
18	24	HESKETH 308	Fittipaldi	James HAGAN				
19	28	ARROWS A1B	Head	Marco COPPINI				
20	30	ARROWS A4	Head	Simon FISH				
21	31	LEC CRP1	Fittipaldi	Peter WILLIAMS				
22	33	THEODORE N183	Lauda	Georg HALLAU				
23	37	WILLIAMS FW07C	Head	Christophe D'ANSEMBOURG				
24	72	TYRRELL 011	Head	Matthew WRIGLEY				
25	77	MCLAREN MP4/1	Head	James HARTLEY				
26	91	MARCH 741	Fittipaldi	Stephane DE GROODT				

Published at:

Race Director Max BRAAMS	Timekeeper Alberto Estébanez 
------------------------------------	--



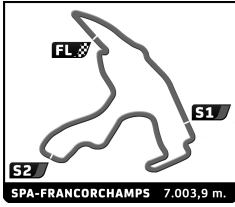
2-Masters Racing Legends-F1 Cars 66-85

SPA SIX HOURS

Warm Up

Best Sector Times

Sector 1		Sector 2		Sector 3		No Team	Class	Ideal Lap	Best Lap
No Driver	Time	No Driver	Time	No Driver	Time				
1 63 Y.TORIBA	45.141	63 Y.TORIBA	1:22.652	63 Y.TORIBA	41.363	1 63	Head	2:49.156	2:49.156 (1)
2 14 P.D'AUBREBY	45.642	14 P.D'AUBREBY	1:22.682	14 P.D'AUBREBY	43.534	2 14	Head	2:51.858	2:51.858 (2)
3 78 W.BRIGGS	45.932	26 M.FERRER-AZA	1:23.442	26 M.FERRER-AZA	43.879	3 26	Head	2:53.600	2:53.600 (3)
4 26 M.FERRER-AZA	46.279	78 W.BRIGGS	1:24.410	78 W.BRIGGS	44.803	4 78	Head	2:55.145	2:55.145 (4)
5 41 G.RIVET	46.781	47 W.D'ANSEMBOURG	1:24.616	41 G.RIVET	44.879	5 41	Fittipaldi	2:57.742	3:00.790 (6)
6 29 V.LEONE	46.930	41 G.RIVET	1:26.082	47 W.D'ANSEMBOURG	45.900	6 47	Head	2:58.982	2:59.459 (5)
7 27 M.BULLOCK	48.083	27 M.BULLOCK	1:27.255	27 M.BULLOCK	47.414	7 29	Lauda	3:02.546	3:02.546 (7)
8 47 W.D'ANSEMBOURG	48.466	29 V.LEONE	1:27.873	29 V.LEONE	47.743	8 27	Fittipaldi	3:02.752	3:04.792 (8)
9 16 T.BOUTSEN	52.637	16 T.BOUTSEN	1:30.251	16 T.BOUTSEN	48.134	9 16	Fittipaldi	3:11.022	
10 58 E.SERGISON	53.508	58 E.SERGISON	1:37.498	58 E.SERGISON	52.543	10 58	Fittipaldi	3:23.549	



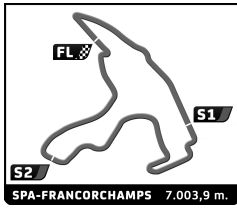
2-Masters Racing Legends-F1 Cars 66-85

SPA SIX HOURS

Warm Up

Best Top Speed

Team	Car	Class	Top Speed	Top 1		Top 2		Top 3		Top 4		Top 5		
				Kph	Lap	Kph	Lap	Kph	Lap	Kph	Lap	Kph	Lap	Avg
63	WILLIAMS FW07C	Head	Y. TORIBA	225.5	7	214.3	5	198.5	6	189.8	4	184.3	3	202.5
41	TROJAN T103-1	Fittipaldi	G. RIVET	213.4	7	194.6	3	181.2	6	177.9	4	176.2	5	188.7
29	ARROWS A6	Lauda	V. LEONE	204.2	7	190.5	6	185.9	4	183.7	5	169.8	3	186.8
78	MCLAREN M29	Head	W. BRIGGS	203.0	6	197.8	5	180.6	3	161.4	2	150.6	1	178.7
27	WILLIAMS FW06	Fittipaldi	M. BULLOCK	194.9	7	185.2	6	184.6	5	180.3	8	174.2	4	183.8
14	ARROWS A4	Head	P. D'AUBREBY	192.9	8	192.5	7	190.8	5	186.5	6	168.7	3	186.3
26	LIGIER JS11/15	Head	M. FERRER-AZA	191.8	2	183.7	3	162.4	1					179.3
47	BRABHAM BT49	Head	W. D'ANSEBOURG	187.5	4	180.6	3	173.4	2	161.0	1			175.6
58	SHADOW DN9A	Fittipaldi	E. SERGISON	155.2	2	153.2	4	152.1	5	148.6	1	143.0	3	150.4
16	SHADOW DN5	Fittipaldi	T. BOUTSEN	153.8	2	152.1	1							153.0
1	LOTUS 77	Fittipaldi												
6	SHADOW DN8	Fittipaldi												
8	MCLAREN MP4/1B	Head												
9	ARROWS A3	Head												
18	FITTIPALDI F8B	Head												
21	HESKETH 308C	Fittipaldi												
22	ENSIGN N179	Head												
24	HESKETH 308	Fittipaldi												
28	ARROWS A1B	Head												
30	ARROWS A4	Head												
31	LEC CRP1	Fittipaldi												
33	THEODORE N183	Lauda												
37	WILLIAMS FW07C	Head												
72	TYRRELL 011	Head												
77	MCLAREN MP4/1	Head												
91	MARCH 741	Fittipaldi												




2-Masters Racing Legends-F1 Cars 66-85

SPA SIX HOURS

Warm Up

Fastest Lap Sequence

Elapsed	No Team	Car	Class	Driver	Time	Kph	Lap
6:19.491	26	LIGIER JS11/15	Head	Matteo FERRER-AZA	2:53.600	145.2	2
26:00.290	63	WILLIAMS FW07C	Head	Yutaka TORIBA	2:49.156	149.1	7



2-Masters Racing Legends-F1 Cars 66-85


SPA SIX HOURS

Warm Up

Sector Analysis

— Invalidated Lap ■ Personal Best ■ Session Best ■ Crossing the pit lane

Lap	D	Time	Sector 1	Sector 2	Sector 3	T.Spd	Elapsed	Lap	D	Time	Sector 1	Sector 2	Sector 3	T.Spd	Elapsed
14	1.Patrick D'AUBREY ARROWS A4 Head							5	1	3:04.260	50.424	1:28.668	45.168	176.2	18:14.991
	6	1	3:00.790	48.600	1:27.311	44.879	181.2	21:15.781							
	7	1	3:09.512 B	46.781	1:26.082	56.649	213.4	24:25.293							
	1	1	5:03.758 B	2:17.036	1:40.361	1:06.361	109.6	5:03.758							
	2	1	4:18.583	1:54.187	1:33.255	51.141	150.8	9:22.341							
	3	1	3:04.166	50.042	1:27.245	46.879	168.7	12:26.507							
	4	1	3:04.138	48.225	1:29.074	46.839	168.7	15:30.645							
	5	1	2:56.379	47.149	1:24.760	44.470	190.8	18:27.024							
	6	1	2:54.129	46.199	1:23.798	44.132	186.5	21:21.153							
7	1	2:54.778	46.349	1:24.137	44.292	192.5	24:15.931								
8	1	2:51.858	45.642	1:22.682	43.534	192.9	27:07.789								
16	1.Thierry BOUTSEN SHADOW DN5 Fittipaldi							1	1	3:36.837	1:16.923	1:31.780	48.134	152.1	3:36.837
	2	1	3:22.239 B	52.637	1:30.251	59.351	153.8	6:59.076							
	1	1	3:25.891	1:12.360	1:27.748	45.783	162.4	3:25.891							
26	1.Matteo FERRER-AZA LIGIER JS11/15 Head							2	1	2:53.600	46.279	1:23.442	43.879	191.8	6:19.491
	3	1	3:05.937 B	48.050	1:25.137	52.750	183.7	9:25.428							
	1	1	3:59.518	1:15.492	1:45.696	58.330	141.5	3:59.518							
27	1.Martin BULLOCK WILLIAMS FW06 Fittipaldi							2	1	3:26.619	57.357	1:35.288	53.974	151.9	7:26.137
	3	1	3:16.371	52.460	1:32.729	51.182	158.1	10:42.508							
	4	1	3:10.098	49.978	1:30.437	49.683	174.2	13:52.606							
	5	1	3:09.450	50.115	1:30.403	48.932	184.6	17:02.056							
	6	1	3:06.013	49.264	1:29.335	47.414	185.2	20:08.069							
	7	1	3:04.792	48.083	1:27.255	49.454	194.9	23:12.861							
	8	1	3:20.730 B	49.211	1:28.221	1:03.298	180.3	26:33.591							
	1	1	4:13.108 B	1:25.533	1:39.661	1:07.914	154.1	4:13.108							
	2	1	8:07.672	5:37.124	1:37.634	52.914	138.1	12:20.780							
29	1.Valerio LEONE ARROWS A6 Lauda							3	1	3:14.240	50.113	1:32.398	51.729	169.8	15:35.020
	4	1	3:07.664	49.463	1:29.812	48.389	185.9	18:42.684							
	5	1	3:04.191	47.121	1:29.132	47.938	183.7	21:46.875							
	6	1	3:02.546	46.930	1:27.873	47.743	190.5	24:49.421							
	7	1	3:23.387 B	48.081	1:31.199	1:04.107	204.2	28:12.808							
	1	1	4:02.258	1:47.590	1:26.871	47.797	150.6	4:02.258							
	2	1	3:01.165	49.428	1:25.060	46.677	161.4	7:03.423							
	3	1	3:19.845 B	47.766	1:25.902	1:06.177	180.6	10:23.268							
	4	1	7:13.759	5:01.429	1:26.519	45.811	130.1	17:37.027							
5	1	2:55.145	45.932	1:24.410	44.803	197.8	20:32.172								
6	1	3:15.084 B	46.254	1:24.766	1:04.064	203.0	23:47.256								
41	1.Geoffroy RIVET TROJAN T103-1 Fittipaldi							1	1	3:25.715	1:00.534	1:35.534	49.647	149.0	3:25.715
	2	1	3:11.517	52.221	1:31.319	47.977	168.5	6:37.232							
	3	1	3:14.308 B	49.408	1:29.310	55.590	194.6	9:51.540							
	4	1	5:19.191	3:03.554	1:28.614	47.023	177.9	15:10.731							


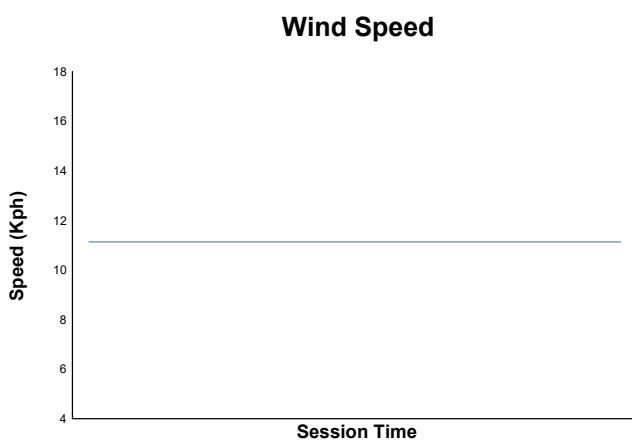
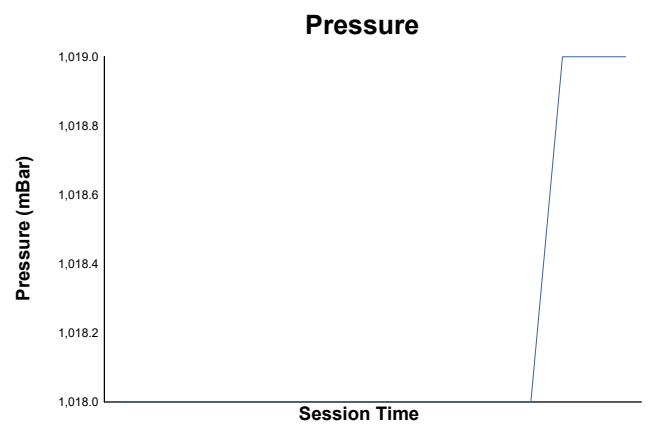
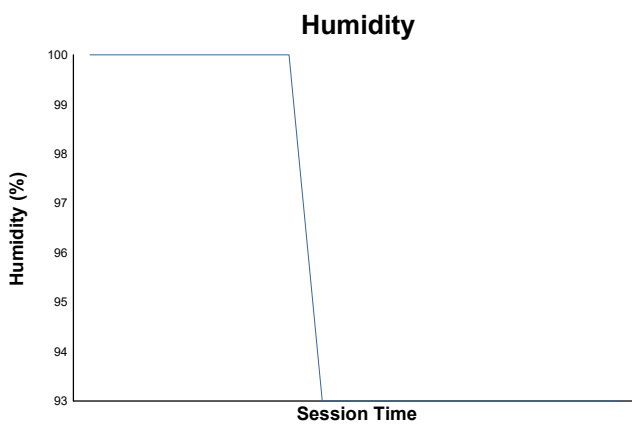
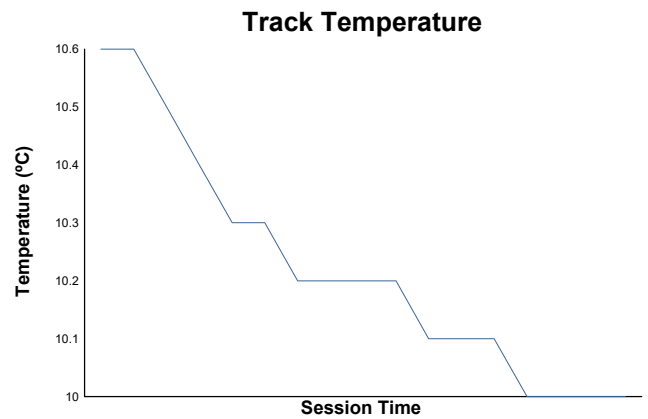
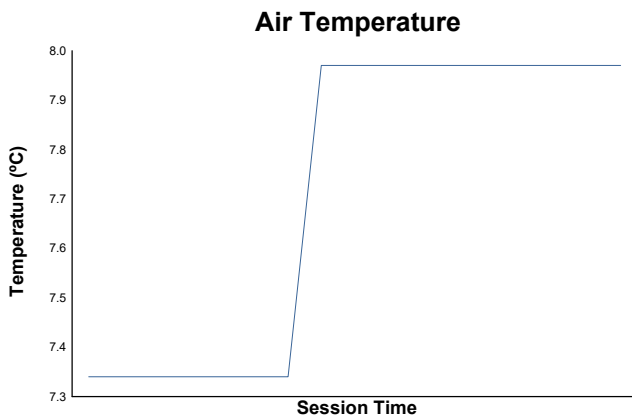


2-Masters Racing Legends-F1 Cars 66-85


SPA SIX HOURS

Warm Up

Weather Report



Track Status: **WET**



2-Masters Racing Legends-F1 Cars 66-85

SPA SIX HOURS

Race 2 (25 Minutes)

Final Starting Grid


Valerio LEONE	29	- 13 -	
Thierry BOUTSEN	16	- 12 -	30 Simon FISH
Yutaka TORIBA	63	- 11 -	14 Patrick D'AUBREY
Matteo FERRER-AZA	26	- 10 -	91 Stephane DE GROODT
Victor JABOUILLE	6	- 9 -	22 Paul TATTERSALL
Georg HALLAU	33	- 8 -	28 Marco COPPINI
Ewen SERGISON	58	- 7 -	27 Martin BULLOCK
James HAGAN	24	- 6 -	31 Peter WILLIAMS
Geoffroy RIVET	41	- 5 -	21 Maximilian WERNER
Werner D'ANSEMBOURG	47	- 4 -	72 Matthew WRIGLEY
Christophe D'ANSEMBOURG	37	- 3 -	9 Olivier HART
Nick PADMORE	1	- 2 -	77 James HARTLEY
Mark HIGSON	8	- 1 -	78 Warren BRIGGS

Pole



Stewards Marc VAN GEEL, Chairman	Arie KROEZE	Alexandre MAGIS	Timekeeper Alberto Estébanez
--	-------------	-----------------	--

28/09/2024 Page 1 / 1



2-Masters Racing Legends-F1 Cars 66-85

SPA SIX HOURS

Race 2 (25 Minutes)

Final Classification

No Drivers	Team	Car	Cl.	Laps	Total Time	Gap	Kph	Best Lap		
								Lap	Time	Kph
1	72 M. WRIGLEY	TYRRELL 011	Head	8	33:32.772	-	100.0	8	2:42.396	155.3
2	1 N. PADMORE	LOTUS 77	Fittipaldi	8	33:35.747	+2.975	99.9	8	2:45.103	152.7
3	26 M. FERRER-AZA	LIGIER JS11/15	Head	8	33:35.985	+3.213	99.8	8	2:41.816	155.8
4	16 T. BOUTSEN	SHADOW DN5	Fittipaldi	8	33:40.224	+7.452	99.6	8	2:46.282	151.6
5	63 Y. TORIBA	WILLIAMS FW07C	Head	8	33:43.202	+10.430	99.5	8	2:46.443	151.5
6	9 O. HART	ARROWS A3	Head	8	33:49.275	+16.503	99.2	8	2:39.311	158.3
7	8 M. HIGSON	MCLAREN MP4/1B	Head	8	33:59.389	+26.617	98.7	8	2:54.476	144.5
8	31 P. WILLIAMS	LEC CRP1	Fittipaldi	8	34:02.347	+29.575	98.6	8	2:52.165	146.5
9	14 P. D'AUBREY	ARROWS A4	Head	8	34:03.064	+30.292	98.5	8	2:47.662	150.4
10	30 S. FISH	ARROWS A4	Head	8	34:05.749	+32.977	98.4	8	2:51.000	147.5
11	27 M. BULLOCK	WILLIAMS FW06	Fittipaldi	8	34:12.920	+40.148	98.0	8	2:54.049	144.9
12	37 C. D'ANSEBOURG	WILLIAMS FW07C	Head	8	34:17.285	+44.513	97.8	8	2:58.654	141.1
13	29 V. LEONE	ARROWS A6	Lauda	8	34:19.728	+46.956	97.7	8	2:54.544	144.5
14	24 J. HAGAN	HESKETH 308	Fittipaldi	8	34:26.511	+53.739	97.4	4	2:57.180	142.3
15	58 E. SERGISON	SHADOW DN9A	Fittipaldi	8	35:09.315	+1:36.543	95.4	7	3:05.305	136.1
16	6 V. JABOUILLE	SHADOW DN8	Fittipaldi	8	35:11.630	+1:38.858	95.3	8	3:04.598	136.6
17	78 W. BRIGGS	MCLAREN M29	Head	8	35:27.058	+1:54.286	94.6	7	2:53.985	144.9
18	22 P. TATTERSALL	ENSIGN N179	Head	8	35:44.265	+2:11.493	93.9	8	3:10.707	132.2
19	28 M. COPPINI	ARROWS A1B	Head	8	36:09.176	+2:36.404	92.8	8	3:11.907	131.4
20	91 S. DE GROODT	MARCH 741	Fittipaldi	2	15:39.401	6 Laps	53.2			
21	21 M. WERNER	HESKETH 308C	Fittipaldi	1	3:28.031	7 Laps	119.1			
22	77 J. HARTLEY	MCLAREN MP4/1	Head							
23	47 W. D'ANSEBOURG	BRABHAM BT49	Head							
24	41 G. RIVET	TROJAN T103-1	Fittipaldi							

Not Started

33 G. HALLAU

THEODORE N183

Lauda

Pole Position:

Mark HIGSON

Fastest Lap:

Lap 8

Olivier HART

2:39.311


158.3 Kph

CAR #26 - TIME PENALTY OF 5 SECONDS - FORCING ANOTHER DRIVER OFF THE TRACK AT RACE START
CAR #9 - TIME PENALTY OF 25 SECONDS - CAUSING A COLLISION

Published at:

Track Status: **WET**

Stewards Marc VAN GEEL, Chairman			Arie KROEZE	Alexandre MAGIS	Timekeeper Alberto Estébanez
--	--	--	-------------	-----------------	--



2-Masters Racing Legends-F1 Cars 66-85

SPA SIX HOURS

Race 2 (25 Minutes)

Final Classification by Class


No Drivers	Team	Car	Laps	Total Time	Gap	Kph	Best Lap			
							Lap	Time	Kph	
Fittipaldi										
1	1 N. PADMORE	LOTUS 77	8	33:35.747		99.9	8	2:45.103	152.7	
2	16 T. BOUTSEN	SHADOW DN5	8	33:40.224	+4.477	99.6	8	2:46.282	151.6	
3	31 P. WILLIAMS	LEC CRP1	8	34:02.347	+26.600	98.6	8	2:52.165	146.5	
4	27 M. BULLOCK	WILLIAMS FW06	8	34:12.920	+37.173	98.0	8	2:54.049	144.9	
5	24 J. HAGAN	HESKETH 308	8	34:26.511	+50.764	97.4	4	2:57.180	142.3	
6	58 E. SERGISON	SHADOW DN9A	8	35:09.315	+1'33.568	95.4	7	3:05.305	136.1	
7	6 V. JABOUILLE	SHADOW DN8	8	35:11.630	+1'35.883	95.3	8	3:04.598	136.6	
8	91 S. DE GROODT	MARCH 741	2	15:39.401	6 Laps	53.2				
9	21 M. WERNER	HESKETH 308C	1	3:28.031	7 Laps	119.1				
10	41 G. RIVET	TROJAN T103-1								
Head										
1	72 M. WRIGLEY	TYRRELL 011	8	33:32.772		100.0	8	2:42.396	155.3	
2	26 M. FERRER-AZA	LIGIER JS11/15	8	33:35.985	+3.213	99.8	8	2:41.816	155.8	
3	63 Y. TORIBA	WILLIAMS FW07C	8	33:43.202	+10.430	99.5	8	2:46.443	151.5	
4	9 O. HART	ARROWS A3	8	33:49.275	+16.503	99.2	8	2:39.311	158.3	
5	8 M. HIGSON	MCLAREN MP4/1B	8	33:59.389	+26.617	98.7	8	2:54.476	144.5	
6	14 P. D'AUBREY	ARROWS A4	8	34:03.064	+30.292	98.5	8	2:47.662	150.4	
7	30 S. FISH	ARROWS A4	8	34:05.749	+32.977	98.4	8	2:51.000	147.5	
8	37 C. D'ANSEMBOURG	WILLIAMS FW07C	8	34:17.285	+44.513	97.8	8	2:58.654	141.1	
9	78 W. BRIGGS	MCLAREN M29	8	35:27.058	+1'54.286	94.6	7	2:53.985	144.9	
10	22 P. TATTERSALL	ENSIGN N179	8	35:44.265	+2'11.493	93.9	8	3:10.707	132.2	
11	28 M. COPPINI	ARROWS A1B	8	36:09.176	+2'36.404	92.8	8	3:11.907	131.4	
12	77 J. HARTLEY	MCLAREN MP4/1								
13	47 W. D'ANSEMBOURG	BRABHAM BT49								
Lauda										
1	29 V. LEONE	ARROWS A6	8	34:19.728		97.7	8	2:54.544	144.5	
■ Not Started										
	33 G. HALLAU	THEODORE N183								

CAR #26 - TIME PENALTY OF 5 SECONDS - FORCING ANOTHER DRIVER OFF THE TRACK AT RACE START
 CAR #9 - TIME PENALTY OF 25 SECONDS - CAUSING A COLLISION

Published at:

Track Status: **WET**

Stewards			Timekeeper	
Marc VAN GEEL, Chairman	Arie KROEZE	Alexandre MAGIS	Alberto Estébanez	



2-Masters Racing Legends-F1 Cars 66-85

SPA SIX HOURS

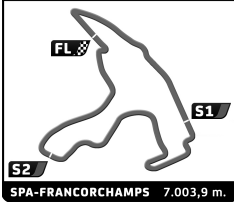
Race 2

Provisional Classification by Driver Fastest Lap

No	Team	Car	Class	Driver	Time Lap	Total	Gap	Kph
1	9	ARROWS A3	Head	Olivier HART	2:39.311	8	8	158.3
2	26	LIGIER JS11/15	Head	Matteo FERRER-AZA	2:41.816	8	8	2.505 2.505 155.8
3	72	TYRRELL 011	Head	Matthew WRIGLEY	2:42.396	8	8	3.085 0.580 155.3
4	1	LOTUS 77	Fittipaldi	Nick PADMORE	2:45.103	8	8	5.792 2.707 152.7
5	16	SHADOW DN5	Fittipaldi	Thierry BOUTSEN	2:46.282	8	8	6.971 1.179 151.6
6	63	WILLIAMS FW07C	Head	Yutaka TORIBA	2:46.443	8	8	7.132 0.161 151.5
7	14	ARROWS A4	Head	Patrick D'AUBREBY	2:47.662	8	8	8.351 1.219 150.4
8	30	ARROWS A4	Head	Simon FISH	2:51.000	8	8	11.689 3.338 147.5
9	31	LEC CRP1	Fittipaldi	Peter WILLIAMS	2:52.165	8	8	12.854 1.165 146.5
10	78	MCLAREN M29	Head	Warren BRIGGS	2:53.985	7	8	14.674 1.820 144.9
11	27	WILLIAMS FW06	Fittipaldi	Martin BULLOCK	2:54.049	8	8	14.738 0.064 144.9
12	8	MCLAREN MP4/1B	Head	Mark HIGSON	2:54.476	8	8	15.165 0.427 144.5
13	29	ARROWS A6	Lauda	Valerio LEONE	2:54.544	8	8	15.233 0.068 144.5
14	24	HESKETH 308	Fittipaldi	James HAGAN	2:57.180	4	8	17.869 2.636 142.3
15	37	WILLIAMS FW07C	Head	Christophe D'ANSEMBOURG	2:58.654	8	8	19.343 1.474 141.1
16	6	SHADOW DN8	Fittipaldi	Victor JABUILLE	3:04.598	8	8	25.287 5.944 136.6
17	58	SHADOW DN9A	Fittipaldi	Ewen SERGISON	3:05.305	7	8	25.994 0.707 136.1
18	22	ENSIGN N179	Head	Paul TATTERSALL	3:10.707	8	8	31.396 5.402 132.2
19	28	ARROWS A1B	Head	Marco COPPINI	3:11.907	8	8	32.596 1.200 131.4
20	91	MARCH 741	Fittipaldi	Stephane DE GROODT			2	
21	21	HESKETH 308C	Fittipaldi	Maximilian WERNER			1	
22	33	THEODORE N183	Lauda	Georg HALLAU				
23	41	TROJAN T103-1	Fittipaldi	Geoffroy RIVET				
24	47	BRABHAM BT49	Head	Werner D'ANSEMBOURG				
25	77	MCLAREN MP4/1	Head	James HARTLEY				

Published at:

Race Director Max BRAAMS	Timekeeper Alberto Estébanez 
------------------------------------	---




2-Masters Racing Legends-F1 Cars 66-85 SPA SIX HOURS

Race 2

Lap Chart

		Lap								
No	Pos	Grid	1	2	3	4	5	6	7	8
8	1	8	1	1	1	9	9	9	9	9
78	2	78	9	9	9	1	1	1	26	26
1	3	1	8	8	8	26	26	26	72	72
77	4	77	78	78	78	72	72	72	1	1
37	5	37	72	72	72	16	16	16	16	16
9	6	9	26	26	26	8	63	63	63	63
47	7	47	37	37	37	63	8	8	8	8
72	8	72	16	16	16	78	31	31	31	31
41	9	41	31	31	31	24	24	24	30	14
21	10	21	63	63	63	31	37	37	14	30
24	11	24	24	24	24	37	30	30	24	27
31	12	31	27	27	27	27	27	27	37	37
58	13	58	91	30	30	30	14	14	27	29
27	14	27	30	14	14	14	29	29	29	24
33	15	33	14	58	58	29	58	58	58	58
28	16	28	58	29	29	58	6	6	6	6
6	17	6	29	22	22	6	22	22	78	78
22	18	22	22	91	6	22	28	78	22	22
26	19	26	21	6	28	28	78	28	28	28
91	20	91	28	28						
63	21	63	6							
14	22	14								
16	23	16								
30	24	30								
29	25	29								






2-Masters Racing Legends-F1 Cars 66-85

SPA SIX HOURS

Race 2

Best Sector Times

Sector 1		Sector 2		Sector 3		No Team	Class	Ideal Lap	Best Lap		
No Driver	Time	No Driver	Time	No Driver	Time						
1	9 O.HART	42.906	9 O.HART	1:15.750	9 O.HART	40.348	1	9	Head	2:39.004	2:39.311 (1)
2	26 M.FERRER-AZA	43.589	1 N.PADMORE	1:15.854	26 M.FERRER-AZA	40.611	2	26	Head	2:41.816	2:41.816 (2)
3	16 T.BOUTSEN	43.640	72 M.WRIGLEY	1:17.199	72 M.WRIGLEY	41.269	3	1	Fittipaldi	2:41.957	2:45.103 (4)
4	72 M.WRIGLEY	43.906	26 M.FERRER-AZA	1:17.616	63 Y.TORIBA	41.269	4	72	Head	2:42.374	2:42.396 (3)
5	63 Y.TORIBA	44.076	8 M.HIGSON	1:20.725	16 T.BOUTSEN	41.406	5	16	Fittipaldi	2:45.948	2:46.282 (5)
6	1 N.PADMORE	44.217	16 T.BOUTSEN	1:20.902	1 N.PADMORE	41.886	6	63	Head	2:46.443	2:46.443 (6)
7	14 P.D'AUBREBY	44.834	78 W.BRIGGS	1:20.973	30 S.FISH	42.671	7	30	Head	2:50.496	2:51.000 (8)
8	30 S.FISH	45.284	63 Y.TORIBA	1:21.098	31 P.WILLIAMS	43.721	8	8	Head	2:51.066	2:54.476 (12)
9	31 P.WILLIAMS	45.521	37 C.D'ANSEMBOURG	1:21.191	8 M.HIGSON	43.879	9	14	Head	2:51.589	2:47.662 (7)
10	29 V.LEONE	45.654	30 S.FISH	1:22.541	27 M.BULLOCK	43.977	10	31	Fittipaldi	2:51.885	2:52.165 (9)
11	27 M.BULLOCK	45.811	31 P.WILLIAMS	1:22.643	14 P.D'AUBREBY	44.034	11	78	Head	2:52.002	2:53.985 (10)
12	78 W.BRIGGS	46.368	14 P.D'AUBREBY	1:22.721	24 J.HAGAN	44.376	12	37	Head	2:53.863	2:58.654 (15)
13	8 M.HIGSON	46.462	29 V.LEONE	1:23.453	78 W.BRIGGS	44.661	13	27	Fittipaldi	2:54.049	2:54.049 (11)
14	37 C.D'ANSEMBOURG	47.198	91 S.DE GROODT	1:24.188	29 V.LEONE	45.372	14	29	Lauda	2:54.479	2:54.544 (13)
15	24 J.HAGAN	47.336	27 M.BULLOCK	1:24.261	37 C.D'ANSEMBOURG	45.474	15	24	Fittipaldi	2:55.980	2:57.180 (14)
16	58 E.SERGISON	49.124	24 J.HAGAN	1:24.268	58 E.SERGISON	46.793	16	6	Fittipaldi	3:04.587	3:04.598 (16)
17	6 V.JABOUILLE	50.122	6 V.JABOUILLE	1:27.662	6 V.JABOUILLE	46.803	17	58	Fittipaldi	3:04.624	3:05.305 (17)
18	28 M.COPPINI	50.612	58 E.SERGISON	1:28.707	91 S.DE GROODT	47.746	18	22	Head	3:10.411	3:10.707 (18)
19	22 P.TATTERSALL	50.922	22 P.TATTERSALL	1:30.719	22 P.TATTERSALL	48.770	19	28	Head	3:11.907	3:11.907 (19)
20	91 S.DE GROODT	1:04.241	28 M.COPPINI	1:32.004	28 M.COPPINI	49.291	20	91	Fittipaldi	3:16.175	




2-Masters Racing Legends-F1 Cars 66-85

SPA SIX HOURS

Race 2

Best Top Speed

Team	Car	Class	Top Speed	Top 1		Top 2		Top 3		Top 4		Top 5		
				Kph	Lap	Kph	Lap	Kph	Lap	Kph	Lap	Kph	Lap	Avg
63	WILLIAMS FW07C	Head	Y. TORIBA	250.0	8	224.1	5	207.7	4	205.7	6	202.6	7	218.0
29	ARROWS A6	Lauda	V. LEONE	246.0	7	207.3	8	195.3	4	183.1	5	178.2	6	202.0
9	ARROWS A3	Head	O. HART	244.9	7	243.2	8	237.4	5	220.0	4	160.0	6	221.1
30	ARROWS A4	Head	S. FISH	237.9	8	197.1	6	185.9	7	183.1	5	161.2	4	193.0
14	ARROWS A4	Head	P. D'AUBREBY	234.3	8	200.4	5	196.7	7	163.6	6	161.7	4	191.3
72	TYRRELL 011	Head	M. WRIGLEY	225.0	8	216.4	7	198.9	4	197.8	5	193.2	6	206.3
8	MCLAREN MP4/1B	Head	M. HIGSON	224.5	7	208.1	8	201.9	5	196.7	6	184.6	4	203.2
24	HESKETH 308	Fittipaldi	J. HAGAN	218.2	7	188.5	4	186.2	5	184.3	6	167.4	8	188.9
26	LIGIER JS11/15	Head	M. FERRER-AZA	216.9	8	209.3	5	206.9	7	202.2	4	189.8	6	205.0
31	LEC CRP1	Fittipaldi	P. WILLIAMS	214.7	8	207.7	7	207.3	5	185.9	6	177.6	4	198.6
16	SHADOW DN5	Fittipaldi	T. BOUTSEN	213.9	8	211.4	6	203.8	7	186.9	5	166.4	4	196.5
27	WILLIAMS FW06	Fittipaldi	M. BULLOCK	213.9	8	208.5	7	194.2	5	191.2	6	189.5	4	199.5
1	LOTUS 77	Fittipaldi	N. PADMORE	213.4	7	200.7	8	198.2	4	193.9	5	179.7	6	197.2
22	ENSIGN N179	Head	P. TATTERSALL	207.7	8	203.8	7	198.9	6	173.9	2	173.6	5	191.6
28	ARROWS A1B	Head	M. COPPINI	207.3	8	177.3	6	175.6	7	174.8	3	172.8	5	181.6
37	WILLIAMS FW07C	Head	C. D'ANSEMBOURG	203.0	8	194.2	7	188.8	5	181.2	6	175.9	4	188.6
78	MCLAREN M29	Head	W. BRIGGS	200.4	7	190.5	8	176.5	5	173.4	6	172.2	4	182.6
58	SHADOW DN9A	Fittipaldi	E. SERGISON	178.5	8	177.0	7	175.9	6	170.3	4	163.9	2	173.1
6	SHADOW DN8	Fittipaldi	V. JABOUILLE	177.9	8	176.2	7	170.6	5	163.1	4	161.0	6	169.8
91	MARCH 741	Fittipaldi	S. DE GROODT	150.6	2									150.6
21	HESKETH 308C	Fittipaldi	M. WERNER											
33	THEODORE N183	Lauda												
41	TROJAN T103-1	Fittipaldi												
47	BRABHAM BT49	Head												
77	MCLAREN MP4/1	Head												




2-Masters Racing Legends-F1 Cars 66-85

SPA SIX HOURS

Race 2

Leader Sequence by Class

No	Team	Car	Start Lap	End Lap	Laps	Total Laps
Fittipaldi						
1		LOTUS 77	1	8	8	8
Head						
9		ARROWS A3	1	8	8	8
Lauda						
29		ARROWS A6	1	8	8	8



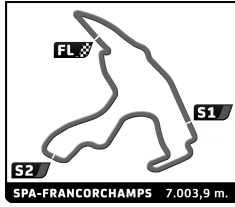
2-Masters Racing Legends-F1 Cars 66-85

SPA SIX HOURS

Race 2

Fastest Lap Sequence

Elapsed	No Team	Car	Class	Driver	Time	Kph	Lap
19:03.695	1	LOTUS 77	Fittipaldi	Nick PADMORE	3:44.620	112.3	3
19:04.297	9	ARROWS A3	Head	Olivier HART	3:44.399	112.4	3
19:06.488	78	MCLAREN M29	Head	Warren BRIGGS	3:44.371	112.4	3
19:06.847	72	TYRRELL 011	Head	Matthew WRIGLEY	3:43.458	112.8	3
19:06.994	26	LIGIER JS11/15	Head	Matteo FERRER-AZA	3:42.675	113.2	3
19:08.085	37	WILLIAMS FW07C	Head	Christophe D'ANSEBOURG	3:41.499	113.8	3
19:08.300	16	SHADOW DN5	Fittipaldi	Thierry BOUTSEN	3:41.382	113.9	3
19:09.491	31	LEC CRP1	Fittipaldi	Peter WILLIAMS	3:41.234	114.0	3
19:09.839	63	WILLIAMS FW07C	Head	Yutaka TORIBA	3:40.635	114.3	3
19:11.588	27	WILLIAMS FW06	Fittipaldi	Martin BULLOCK	3:40.496	114.4	3
19:12.209	30	ARROWS A4	Head	Simon FISH	3:39.658	114.8	3
19:41.340	28	ARROWS A1B	Head	Marco COPPINI	3:20.472	125.8	3
21:46.786	9	ARROWS A3	Head	Olivier HART	2:42.489	155.2	4
30:44.964	9	ARROWS A3	Head	Olivier HART	2:40.704	156.9	7
33:24.275	9	ARROWS A3	Head	Olivier HART	2:39.311	158.3	8



2-Masters Racing Legends-F1 Cars 66-85


SPA SIX HOURS

Race 2

Analysis by lap

Lapped █

No	Lap Time	Gap	No	Lap Time	Gap	No	Lap Time	Gap	No	Lap Time	Gap	No	Lap Time	Gap		
Lap 1																
1	2:43.278	0.000	24	3:40.747	7.409	16	3:12.351	2.916								
9	2:50.654	7.376	27	3:40.496	7.893	63	3:12.458	3.841								
8	2:52.631	9.353	30	3:39.658	8.514	8	3:04.422	5.594								
78	2:55.268	11.990	14	3:39.739	10.299	31	3:02.573	12.472								
72	2:57.043	13.765	58	3:39.776	11.549	24	3:02.294	13.183								
26	2:57.717	14.439	29	3:40.415	13.061	37	3:01.936	14.728								
37	2:58.713	15.435	22	3:39.728	14.651	30	3:01.519	15.153								
16	3:00.804	17.526	6	3:41.850	21.167	27	3:01.646	16.164								
31	3:03.331	20.053	28	3:20.472	37.645	14	3:00.961	16.560								
63	3:03.948	20.670	Lap 4											29	3:01.370	21.647
24	3:06.119	22.841	9	2:42.489		58	3:08.567	53.021								
27	3:06.743	23.465	1	2:47.368	4.277	6	3:10.715	56.866								
91	3:07.568	24.290	26	2:47.428	7.636	22	3:16.196	1:16.017								
30	3:08.230	24.952	72	2:47.628	7.689	78	3:11.522	1:32.394								
14	3:10.610	27.332	16	2:52.588	14.102	28	3:18.430	1:38.404								
58	3:14.678	31.400	8	2:57.788	17.061	Lap 7								9	2:40.704	
29	3:18.580	35.302	63	2:54.561	17.614	26	2:43.707	4.205								
22	3:25.976	42.698	78	2:58.936	18.638	72	2:44.134	5.412								
21	3:28.031	44.753	24	2:57.180	21.498	1	2:45.834	5.680								
28	3:31.137	47.859	31	3:01.979	24.684	16	2:46.766	8.978								
6	3:39.998	56.720	37	3:05.214	26.513	63	2:48.658	11.795								
Lap 2														27	2:58.447	33.907
1	12:35.797		27	3:02.709	27.511	8	2:55.059	19.949								
9	12:29.244	0.823	30	3:02.861	28.284	31	2:53.450	25.218								
8	12:28.557	2.113	14	3:01.326	28.534	30	2:55.336	29.785								
78	12:26.849	3.042	29	3:03.151	33.121	14	2:54.582	30.438								
72	12:26.346	4.314	58	3:13.037	41.495	24	2:59.785	32.264								
26	12:26.602	5.244	6	3:13.372	51.448	37	2:59.643	33.667								
37	12:27.873	7.511	22	3:22.787	54.347	27	2:58.447	33.907								
16	12:26.114	7.843	28	3:20.077	1:14.631	29	2:59.277	40.220								
31	12:24.926	9.182	Lap 5											58	3:05.305	1:17.622
63	12:25.256	10.129	9	2:45.943		6	3:05.906	1:22.068								
24	12:24.238	11.282	1	2:51.588	9.922	78	2:53.985	1:45.675								
27	12:24.349	12.017	26	2:49.360	11.053	22	3:13.281	1:48.594								
30	12:24.321	13.476	72	2:52.486	14.232	28	3:14.605	2:12.305								
14	12:23.645	15.180	16	2:53.937	22.096	Lap 8								9	2:39.311	
58	12:20.790	16.393	63	2:51.243	22.914	26	2:41.816	6.710								
29	12:17.761	17.266	8	3:01.585	32.703	72	2:42.396	8.497								
22	12:12.642	19.543	31	3:02.689	41.430	1	2:45.103	11.472								
91	12:31.833	20.326	24	3:06.865	42.420	16	2:46.282	15.949								
6	12:03.014	23.937	37	3:03.753	44.323	63	2:46.443	18.927								
28	12:49.731	1:01.793	30	3:02.824	45.165	8	2:54.476	35.114								
Lap 3														31	2:52.165	38.072
1	3:44.620		27	3:04.481	46.049	14	2:47.662	38.789								
9	3:44.399	0.602	14	3:04.539	47.130	30	2:51.000	41.474								
8	3:44.871	2.364	29	3:04.630	51.808	27	2:54.049	48.645								
78	3:44.371	2.793	58	3:20.433	1:15.985	37	2:58.654	53.010								
72	3:43.458	3.152	6	3:12.177	1:17.682	29	2:54.544	55.453								
26	3:42.675	3.299	22	3:22.948	1:31.352	24	3:09.283	1:02.236								
37	3:41.499	4.390	28	3:22.817	1:51.505	58	3:06.729	1:45.040								
16	3:41.382	4.605	78	4:19.708	1:52.403	6	3:04.598	1:47.355								
31	3:41.234	5.796	Lap 6											78	2:56.419	2:02.783
63	3:40.635	6.144	9	3:31.531		22	3:10.707	2:19.990								
Lap 4														28	3:11.907	2:44.901
24	3:40.747	7.409	1	3:22.159	0.550											
27	3:40.496	7.893	26	3:21.680	1.202											
30	3:39.658	8.514	72	3:19.281	1.982											
14	3:39.739	10.299	Lap 7													
58	3:39.776	11.549	9	2:45.943												
29	3:40.415	13.061	1	2:51.588	9.922											
22	3:39.728	14.651	26	2:49.360	11.053											
6	3:41.850	21.167	72	2:52.486	14.232											
28	3:20.472	37.645	16	2:53.937	22.096											
Lap 5																
9	2:42.489		63	2:54.561	17.614											
1	2:47.368	4.277	78	2:58.936	18.638											
26	2:47.428	7.636	24	2:57.180	21.498											
72	2:47.628	7.689	31	3:01.979	24.684											
16	2:52.588	14.102	37	3:05.214	26.513											
8	2:57.788	17.061	27	3:02.709	27.511											
63	2:54.561	17.614	30	3:02.861	28.284											
78	2:58.936	18.638	14	3:01.326	28.534											
24	2:57.180	21.498	29	3:03.151	33.121											
31	3:01.979	24.684	58	3:13.037	41.495											
37	3:05.214	26.513	6	3:13.372	51.448											
27	3:02.709	27.511	22	3:22.787	54.347											
30	3:02.861	28.284	28	3:20.077	1:14.631											
14	3:01.326	28.534	Lap 8													
29	3:03.151	33.121	9	2:45.943												
58	3:13.037	41.495	1	2:51.588	9.922											
6	3:13.372	51.448	26	2:49.360	11.053											
22	3:22.787	54.347	72	2:52.486	14.232											
28	3:20.077	1:14.631	16	2:53.937	22.096											
Lap 6																
9	2:42.489		63	2:54.561	17.614											
1	2:47.368	4.277	78	2:58.936	18.638											
26	2:47.428	7.636	24	2:57.180	21.498											
72	2:47.628	7.689	31	3:01.979	24.684											
16	2:52.588	14.102	37	3:05.214	26.513											
8	2:57.788	17.061	27	3:02.709	27.511											
63	2:54.561	17.614	30	3:02.861	28.284											
78	2:58.936	18.638	14	3:01.326	28.534											
24	2:57.180	21.498	29	3:03.151	33.121											
31	3:01.979	24.684	58	3:13.037	41.495											
37	3:05.214	26.513	6	3:13.372	51.448											
27	3:02.709	27.511	22	3:22.787	54.347											
30	3:02.861	28.284	28	3:20.077	1:14.631											
14	3:01.326	28.534	Lap 7													
29	3:03.151	33.121	9	2:40.704												
58	3:13.037	41.495	26	2:43.707	4.205											
6	3:13.372	51.448	72	2:44.134	5.412											
22	3:22.787	54.347	1	2:45.834	5.680											
28	3:20.077	1:14.631	16	2:46.766	8.978											
Lap 7																
9	2:40.704		63	2:48.658	11.795											
26	2:43.707	4.205	8	2:55.059	19.949											
72	2:44.134	5.412	31	2:53.450	25.218											
1	2:45.834	5.680	30	2:55.336	29.785											
16	2:46.766	8.978	14	2:54.582	30.438											
63	2:48.658	11.795	24	2:59.785	32.264											
8	2:55.059	19.949	37	2:59.643	33.667											
31	2:53.450	25.218	27	2:58.447	33.907											
30	2:55.336	29.785	29	2:59.277	40.220											
14	2:54.582	30.438	58	3:05.305	1:17.622											
24	2:59.785	32.264	6	3:05.906	1:22.068											
37	2:59.643	33.667	78	2:53.985	1:45.675											
27																



2-Masters Racing Legends-F1 Cars 66-85


SPA SIX HOURS

Race 2

Sector Analysis

— Invalidated Lap ■ Personal Best ■ Session Best B Crossing the pit lane

Lap	D	Time	Sector 1	Sector 2	Sector 3	T.Spd	Elapsed	Lap	D	Time	Sector 1	Sector 2	Sector 3	T.Spd	Elapsed
1	1.Nick PADMORE LOTUS 77 Fittipaldi							6	1	3:00.961	50.754	1:24.681	45.526	163.6	28:20.820
	7	1	2:54.582	45.715	1:24.833	44.034	196.7	31:15.402							
	8	1	2:47.662	44.834			234.3	34:03.064							
	1	1	2:43.278	45.538	1:15.854	41.886		2:43.278							
	2	1	12:35.797 B	9:57.816	1:41.998	55.983	147.3	15:19.075							
	3	1	3:44.620	1:06.760	1:38.278	59.582	123.6	19:03.695							
	4	1	2:47.368	44.902	1:20.196	42.270	198.2	21:51.063							
	5	1	2:51.588	44.631	1:21.377	45.580	193.9	24:42.651							
	6	1	3:22.159	45.787	1:37.638	58.734	179.7	28:04.810							
6	1.Victor JABOUILLE SHADOW DN8 Fittipaldi							6	1	3:12.351	45.107	1:28.747	58.497	211.4	28:07.176
	7	1	2:45.834	44.217	1:19.128	42.489	213.4	30:50.644							
	8	1	2:45.103	44.486	1:18.603	42.014	200.7	33:35.747							
	1	1	3:39.998	1:12.185	1:35.865	51.948		3:39.998							
	2	1	12:03.014 B	9:38.166	1:33.890	50.958	131.9	15:43.012							
	3	1	3:41.850	1:03.482	1:48.839	49.529	133.0	19:24.862							
	4	1	3:13.372	54.458	1:29.558	49.356	163.1	22:38.234							
	5	1	3:12.177	52.407	1:30.664	49.106	170.6	25:50.411							
	6	1	3:10.715	53.688	1:29.730	47.297	161.0	29:01.126							
8	1.Mark HIGSON MCLAREN MP4/1B Head							6	1	3:13.281	50.922	1:33.368	48.991	203.8	32:33.558
	7	1	3:05.906	50.877	1:28.226	46.803	176.2	32:07.032							
	8	1	3:04.598	50.122	1:27.662	46.814	177.9	35:11.630							
	1	1	2:52.631	45.598	1:20.725	46.308		2:52.631							
	2	1	12:28.557 B	9:50.410	1:41.573	56.574	144.2	15:21.188							
	3	1	3:44.871	1:06.131	1:37.865	1:00.875	136.9	19:06.059							
	4	1	2:57.788	46.825	1:25.502	45.461	184.6	22:03.847							
	5	1	3:01.585	47.970	1:26.965	46.650	201.9	25:05.432							
	6	1	3:04.422	48.681	1:26.735	49.006	196.7	28:09.854							
9	1.Olivier HART ARROWS A3 Head							6	1	3:13.281	50.922	1:33.368	48.991	203.8	32:33.558
	7	1	2:55.059	47.131	1:24.049	43.879	224.5	31:04.913							
	8	1	2:54.476	46.462	1:23.883	44.131	208.1	33:59.389							
	1	1	2:50.654	47.993	1:17.861	44.800		2:50.654							
	2	1	12:29.244 B	9:51.692	1:41.198	56.354	134.2	15:19.898							
	3	1	3:44.399	1:06.579	1:38.084	59.736	123.1	19:04.297							
	4	1	2:42.489	43.908	1:17.426	41.155	220.0	21:46.786							
	5	1	2:45.943	42.906	1:17.704	45.333	237.4	24:32.729							
	6	1	3:31.531	51.765	1:40.503	59.263	160.0	28:04.260							
14	1.Patrick D'AUBREY ARROWS A4 Head							6	1	3:09.283	49.216	1:29.030	51.037	167.4	34:26.511
	7	1	2:40.704	43.466	1:16.163	41.075	244.9	30:44.964							
	8	1	2:39.311	43.213	1:15.750	40.348	243.2	33:24.275							
	1	1	3:10.610	58.640	1:22.721	49.249		3:10.610							
	2	1	12:23.645 B	9:46.510	1:36.604	1:00.531	141.0	15:34.255							
	3	1	3:39.739	1:04.704	1:36.119	58.916	91.9	19:13.994							
	4	1	3:01.326	48.885	1:27.447	44.994	161.7	22:15.320							
	5	1	3:04.539	49.090	1:28.530	46.919	200.4	25:19.859							
	16	1.Thierry BOUTSEN SHADOW DN5 Fittipaldi							6	1	3:06.119	52.329	1:25.572	48.218	
7		1	2:54.582	45.715	1:24.833	44.034	196.7	31:15.402							
8		1	2:47.662	44.834			234.3	34:03.064							
1		1	3:00.804	53.272	1:21.358	46.174		3:00.804							
2		1	12:26.114 B	9:49.246	1:38.930	57.938	133.3	15:26.918							
3		1	3:41.382	1:07.289	1:34.827	59.266	111.1	19:08.300							
4		1	2:52.588	47.458	1:22.977	42.153	166.4	22:00.888							
5		1	2:53.937	44.374	1:24.057	45.506	186.9	24:54.825							
6		1	3:12.351	45.107	1:28.747	58.497	211.4	28:07.176							
21	1.Maximilian WERNER HESKETH 308C Fittipaldi							6	1	3:09.283	49.216	1:29.030	51.037	167.4	34:26.511
	7	1	2:46.766	44.403	1:20.902	41.461	203.8	30:53.942							
	8	1	2:46.282	43.640	1:21.236	41.406	213.9	33:40.224							
	1	1	3:28.031	51.915	1:36.498	59.618		3:28.031							
	2	1	12:12.642 B	9:39.747	1:36.752	56.143	173.9	15:38.618							
	3	1	3:39.728	1:02.901	1:40.136	56.691	108.4	19:18.346							
	4	1	3:22.787	53.927	1:36.194	52.666	171.4	22:41.133							
	5	1	3:22.948	53.547	1:38.002	51.399	173.6	26:04.081							
	6	1	3:16.196	52.880	1:33.619	49.697	198.9	29:20.277							
22	1.Paul TATTERSALL ENSIGN N179 Head							6	1	3:06.119	52.329	1:25.572	48.218		3:06.119
	7	1	3:13.281	50.922	1:33.368	48.991	203.8	32:33.558							
	8	1	3:10.707	51.218	1:30.719	48.770	207.7	35:44.265							
	1	1	3:25.976	1:01.806	1:32.060	52.110		3:25.976							
	2	1	12:12.642 B	9:39.747	1:36.752	56.143	173.9	15:38.618							
	3	1	3:39.728	1:02.901	1:40.136	56.691	108.4	19:18.346							
	4	1	3:22.787	53.927	1:36.194	52.666	171.4	22:41.133							
	5	1	3:22.948	53.547	1:38.002	51.399	173.6	26:04.081							
	6	1	3:16.196	52.880	1:33.619	49.697	198.9	29:20.277							
24	1.James HAGAN HESKETH 308 Fittipaldi							6	1	3:06.119	52.329	1:25.572	48.218		3:06.119
	7	1	3:13.281	50.922	1:33.368	48.991	203.8	32:33.558							
	8	1	3:10.707	51.218	1:30.719	48.770	207.7	35:44.265							
	1	1	3:06.119	52.329	1:25.572	48.218		3:06.119							
	2	1	12:24.238 B	9:46.036	1:38.992	59.210	113.0	15:30.357							
	3	1	3:40.747	1:05.759	1:35.277	59.711	106.8	19:11.104							
	4	1	2:57.180	48.536	1:24.268	44.376	188.5	22:08.284							
	5	1	3:06.865	49.429	1:29.011	48.425	186.2	25:15.149							
	6	1	3:02.294	48.742	1:26.481	47.071	184.3	28:17.443							
26	1.Matteo FERRER-AZA LIGIER JS11/15 Head							6	1	3:06.119	52.329	1:25.572	48.218		3:06.119
	7	1	2:59.785	47.336	1:25.935	46.514	218.2	31:17.228							
	8	1	3:09.283	49.216	1:29.030	51.037	167.4	34:26.511							
	1	1	2:57.717	52.397	1:18.421	46.899		2:57.717							
	2	1	12:26.602 B	9:48.899	1:40.523	57.180	136.4	15:24.319							
	3	1	3:42.675	1:07.048	1:35.777	59.850	126.8	19:06.994							
	4	1	2:47.428	46.490	1:19.404	41.534	202.2	21:54.422							
	5	1	2:49.360	44.123	1:19.180	46.057	209.3	24:43.782							
	6	1	3:21.680	45.825	1:36.862	58.993	189.8	28:05.462							



2-Masters Racing Legends-F1 Cars 66-85


SPA SIX HOURS

Race 2

Sector Analysis

— Invalidated Lap ■ Personal Best ■ Session Best B Crossing the pit lane

Lap	D	Time	Sector 1	Sector 2	Sector 3	T.Spd	Elapsed	Lap	D	Time	Sector 1	Sector 2	Sector 3	T.Spd	Elapsed	
27	1.Martin BULLOCK							WILLIAMS FW06 Fittipaldi								
	1	1	3:06.743	53.309	1:26.010	47.424		3:06.743	6	1	3:02.573	48.253	1:27.513	46.807	185.9	28:16.732
	2	1	12:24.349 B	9:46.608	1:38.357	59.384	114.0	15:31.092	7	1	2:53.450	45.521	1:23.648	44.281	207.7	31:10.182
	3	1	3:40.496	1:06.063	1:35.235	59.198	105.9	19:11.588	8	1	2:52.165	45.801	1:22.643	43.721	214.7	34:02.347
	4	1	3:02.709	49.735	1:27.502	45.472	189.5	22:14.297								WILLIAMS FW07C Head
	5	1	3:04.481	48.844	1:28.549	47.088	194.2	25:18.778	1	1	2:58.713	51.241	1:21.191	46.281		2:58.713
	6	1	3:01.646	50.225	1:25.587	45.834	191.2	28:20.424	2	1	12:27.873 B	9:50.233	1:39.165	58.475	125.0	15:26.586
	7	1	2:58.447	47.976	1:25.704	44.767	208.5	31:18.871	3	1	3:41.499	1:06.474	1:35.142	59.883	116.8	19:08.085
	8	1	2:54.049	45.811	1:24.261	43.977	213.9	34:12.920	4	1	3:05.214	52.084	1:27.656	45.474	175.9	22:13.299
28	1.Marco COPPINI							ARROWS A1B Head								
	1	1	3:31.137	1:01.563	1:35.775	53.799		3:31.137	5	1	3:03.753	48.956	1:26.243	48.554	188.8	25:17.052
	2	1	12:49.731 B	...	1:38.690	52.665	157.9	16:20.868	6	1	3:01.936	48.608	1:25.960	47.368	181.2	28:18.988
	3	1	3:20.472	54.458	1:34.745	51.269	174.8	19:41.340	7	1	2:59.643	47.662	1:26.362	45.619	194.2	31:18.631
	4	1	3:20.077	53.437	1:34.966	51.674	171.7	23:01.417	8	1	2:58.654	47.198	1:24.680	46.776	203.0	34:17.285
	5	1	3:22.817	54.848	1:36.187	51.782	172.8	26:24.234								SHADOW DN9A Fittipaldi
	6	1	3:18.430	53.634	1:33.966	50.830	177.3	29:42.664	1	1	3:14.678	55.631	1:30.215	48.832		3:14.678
	7	1	3:14.605	52.549	1:32.184	49.872	175.6	32:57.269	2	1	12:20.790 B	9:44.943	1:35.242	1:00.605	163.9	15:35.468
	8	1	3:11.907	50.612	1:32.004	49.291	207.3	36:09.176	3	1	3:39.776	1:04.745	1:36.982	58.049	105.0	19:15.244
29	1.Valerio LEONE							ARROWS A6 Lauda								
	1	1	3:18.580	59.836	1:27.531	51.213		3:18.580	4	1	3:13.037	51.290	1:32.628	49.119	170.3	22:28.281
	2	1	12:17.761 B	9:43.028	1:34.169	1:00.564	156.7	15:36.341	5	1	3:20.433	53.439	1:35.611	51.383	160.5	25:48.714
	3	1	3:40.415	1:04.687	1:37.504	58.224	103.9	19:16.756	6	1	3:08.567	51.593	1:29.729	47.245	175.9	28:57.281
	4	1	3:03.151	49.033	1:27.431	46.687	195.3	22:19.907	7	1	3:05.305	49.333	1:29.179	46.793	177.0	32:02.586
	5	1	3:04.630	47.513	1:29.305	47.812	183.1	25:24.537	8	1	3:06.729	49.124	1:28.707	48.898	178.5	35:09.315
	6	1	3:01.370	48.640	1:26.963	45.767	178.2	28:25.907								WILLIAMS FW07C Head
	7	1	2:59.277	45.778	1:28.127	45.372	246.0	31:25.184	1	1	3:03.948	53.821	1:24.819	45.308		3:03.948
	8	1	2:54.544	45.654	1:23.453	45.437	207.3	34:19.728	2	1	12:25.256 B	9:47.645	1:38.793	58.818	116.0	15:29.204
30	1.Simon FISH							ARROWS A4 Head								
	1	1	3:08.230	57.918	1:22.541	47.771		3:08.230	3	1	3:40.635	1:06.173	1:34.979	59.483	104.1	19:09.839
	2	1	12:24.321 B	9:45.993	1:38.317	1:00.011	128.4	15:32.551	4	1	2:54.561	48.292	1:23.305	42.964	207.7	22:04.400
	3	1	3:39.658	1:05.514	1:35.637	58.507	86.7	19:12.209	5	1	2:51.243	44.387	1:22.449	44.407	224.1	24:55.643
	4	1	3:02.861	49.933	1:27.567	45.361	161.2	22:15.070	6	1	3:12.458	45.150	1:28.364	58.944	205.7	28:08.101
	5	1	3:02.824	48.439	1:27.024	47.361	183.1	25:17.894	7	1	2:48.658	44.811	1:22.194	41.653	202.6	30:56.759
	6	1	3:01.519	49.504	1:25.939	46.076	197.1	28:19.413	8	1	2:46.443	44.076	1:21.098	41.269	250.0	33:43.202
	7	1	2:55.336	46.248	1:25.306	43.782	185.9	31:14.749								TYRRELL 011 Head
	8	1	2:51.000	45.284	1:23.045	42.671	237.9	34:05.749	1	1	2:57.043	48.856	1:19.734	48.453		2:57.043
31	1.Peter WILLIAMS							LEC CRP1 Fittipaldi								
	1	1	3:03.331	51.717	1:24.702	46.912		3:03.331	2	1	12:26.346 B	9:48.234	1:41.110	57.002	126.6	15:23.389
	2	1	12:24.926 B	9:47.396	1:38.979	58.551	127.8	15:28.257	3	1	3:43.458	1:07.467	1:35.764	1:00.227	126.0	19:06.847
	3	1	3:41.234	1:06.457	1:35.213	59.564	105.9	19:09.491	4	1	2:47.628	46.052	1:18.954	42.622	198.9	21:54.475
	4	1	3:01.979	50.837	1:25.776	45.366	177.6	22:11.470	5	1	2:52.486	45.382	1:20.818	46.286	197.8	24:46.961
	5	1	3:02.689	46.484	1:27.619	48.586	207.3	25:14.159	6	1	3:19.281	48.397	1:31.605	59.279	193.2	28:06.242
								MCLAREN M29 Head								
	6	1	2:44.134	44.386	1:18.479	41.269	216.4	30:50.376	7	1	2:44.134	44.386	1:18.479	41.269	216.4	30:50.376
	7	1	2:42.396	43.906	1:17.199	41.291	225.0	33:32.772	8	1	2:42.396	43.906	1:17.199	41.291	225.0	33:32.772
78	1.Warren BRIGGS															
	1	1	2:55.268	45.955	1:20.973	48.340		2:55.268	1	1	2:55.268	45.955	1:20.973	48.340		2:55.268
2	1	12:26.849 B	9:49.096	1:41.398	56.355	128.0	15:22.117	2	1	12:26.849 B	9:49.096	1:41.398	56.355	128.0	15:22.117	



2-Masters Racing Legends-F1 Cars 66-85

SPA SIX HOURS

Race 2


Sector Analysis

_ Invalidated Lap
 ■ Personal Best
 ■ Session Best
 B Crossing the pit lane

Lap	D	Time	Sector 1	Sector 2	Sector 3	T.Sp	Elapsed	Lap	D	Time	Sector 1	Sector 2	Sector 3	T.Sp	Elapsed
3	1	3:44.371	1:06.698	1:36.978	1:00.695	126.2	19:06.488								
4	1	2:58.936	49.320	1:24.955	44.661	172.2	22:05.424								
5	1	4:19.708	1:54.169	1:33.448	52.091	176.5	26:25.132								
6	1	3:11.522	53.328	1:32.430	45.764	173.4	29:36.654								
7	1	2:53.985	46.368	1:22.590	45.027	200.4	32:30.639								
8	1	2:56.419	47.403	1:23.484	45.532	190.5	35:27.058								

91	1.Stephane DE GROODT	MARCH 741 Fittipaldi
----	----------------------	-------------------------

1	1	3:07.568	55.634	1:24.188	47.746		3:07.568
2	1	12:31.833B	...	1:33.816	56.384	150.6	15:39.401


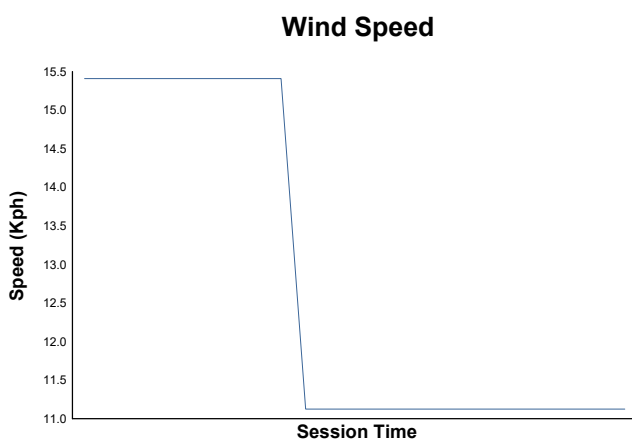
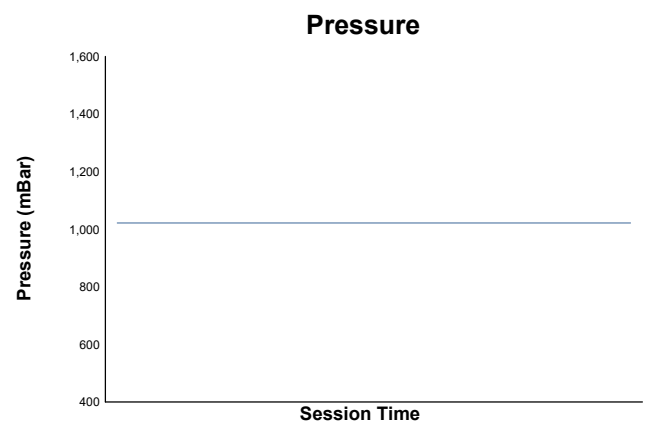
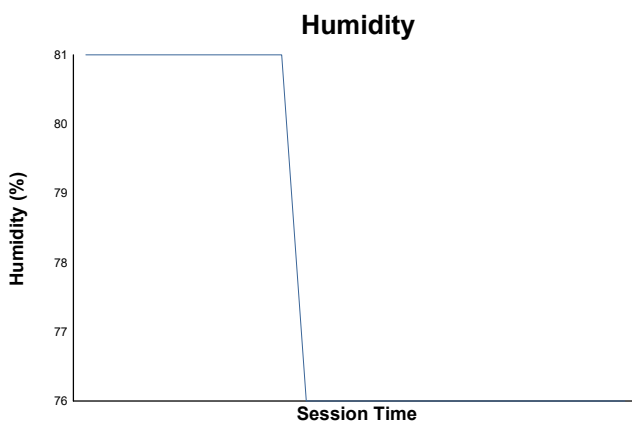
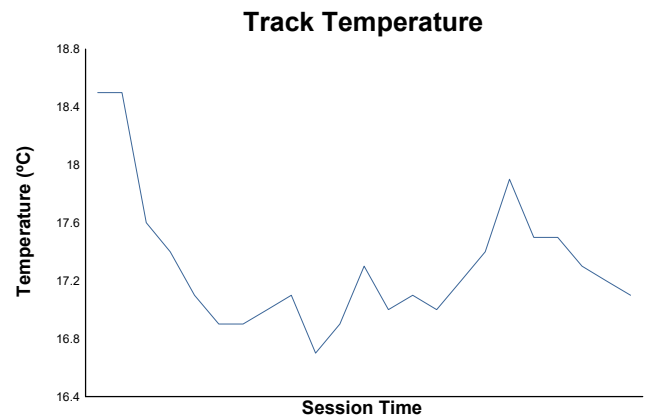
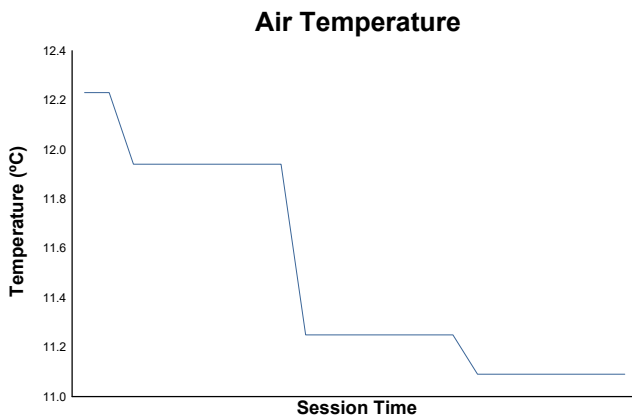


2-Masters Racing Legends-F1 Cars 66-85

SPA SIX HOURS

Race 2

Weather Report



Track Status: **WET**