



SPA SIX HOURS

4-6-Masters End. Legends & GT Trophy
Results Booklet





4-6-Masters Endurance Legends & Maste

SPA SIX HOURS

Free Practice

Classification


No Drivers	Team	Car	Cl.	Time	Lap Total	Gap	Kph
1 88 J. HAGAN / J. HILL		ORECA 03 LMP2	G2	2:38.443	2 6	-	159.1
2 10 M. FERRER-AZA		CHEVROLET Corvette C7R Daytona Prototype	G2	2:40.253	7 8	+1.810	157.3
3 6 S. WILTSHIRE		PEUGEOT 90X	G2	2:40.337	6 7	+1.894	157.3
4 2 M. GRAF VON OEYNHAUSEN-SIERSTORPF		AUDI R8 GT3 LMS Ultra	G2	2:42.791	2 3	+4.348	154.9
5 69 J. FABBY		NORMA Duqueine D08	G2	2:44.576	6 7	+6.133	153.2
6 8 C. WILKINS		LAMBORGHINI Huracan Super Trofeo Evo	G2	2:46.552	4 5	+8.109	151.4
7 36 M. LYNN		BR 01	G2	2:46.883	5 6	+8.440	151.1
8 5 D. HOWELL / S. DOYLE		FERRARI 488 Evo Challenge	G2	2:47.198	2 6	+8.755	150.8
9 17 C. D'ANSEMBOURG / W. D'ANSEMBOURG		PESCAROLO LMP1	G2	2:47.855	3 4	+9.412	150.2
10 27 S. LYNN		BR 01	G2	2:48.881	6 7	+10.438	149.3
11 47 M. GRAHAM / A. FONTES		MORGAN Pescarolo 01	G2	2:49.689	3 7	+11.246	148.6
12 23 Y. TORIBA / Y. HIRAKI		BR 01	G2	2:52.900	2 7	+14.457	145.8
13 51 C. VAN RIET / F. BOUVY		REYNARD 2 KQ LM Moper	G1	2:53.302	6 7	+14.859	145.5
14 117 W. ASHMORE		FERRARI 430 Challenge	G1	2:55.287	6 7	+16.844	143.8
15M25 M. GANS		LOLA T290	3	3:01.701	5 6	+23.258	138.8
16 135 P. REYNOLDS / D. QUINTERO		GINETTA G55	G2	3:03.788	6 7	+25.345	137.2
17 7 D. MCINULTY / J. MCINULTY		LAMBORGHINI Huracan Super Trofeo Evo	G2	3:04.584	6 7	+26.141	136.6
18 120 G. FAWE		FERRARI 430 GT3	G1	3:07.070	4 5	+28.627	134.8
19M76 C. FOX / C. WARD		LOLA T70 MK3B	3	3:07.831	5 6	+29.388	134.2
20 111 G. HALLAU		NORMA M2000-1	G1	3:14.598	5 6	+36.155	129.6
21 M6 J. NORMAN		LOLA T70 MK3B	3	3:19.314	4 5	+40.871	126.5
22M26 R. SANEN		CHEVRON B36	3	3:35.351	3 6	+56.908	117.1
23 200 M. CASTELEIN		PORSCHE 906 Carrera	3	3:39.079	5 5	+1:00.636	115.1
24 52 R. MAYDON / A. BRIGGS		LIGIER JS P3	G2				
25 210 I. STROLZ		LOLA T210	3				
26 488 . / T. MEEUWISSEN		FERRARI 488 Challenge	G2				
27M12 T. DOZIN		CHEVRON B16	3		4		
28M17 J. CLARIDGE / G. GOMES		LOLA T296	3		1		
29M18 . / O. HART		LOLA T70 MK3B	3				
30M29 K. AHLERS / J. BELLINGER		COOPER Monaco King Cobra	3				
31M36 D. KREMER / B. MITCHELL		ELVA MK8	3				
32M70 S. SEAMAN / A. NEWALL		LOLA T70 MK2 Spyder	3		5		
33M88 R. MCALPINE		MCLAREN M1 B	3				
34M96 J. SPIERS / N. GREENSALL		MCLAREN M1B	3				

Fastest Lap: Lap 2 James HAGAN 2:38.443 159.1 Kph

Published at:

Track Status: **DRY**

Race Director Max BRAAMS	Timekeeper Alberto Estébanez
------------------------------------	--



4-6-Masters Endurance Legends & Maste

SPA SIX HOURS

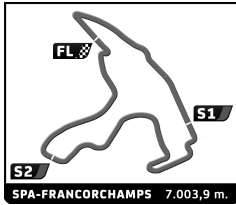
Free Practice

Classification by Driver Fastest Lap

No	Team	Car	Class	Driver	Time	Lap	Total	Gap	Kph	
1	88	ORECA 03 LMP2	G2	James HAGAN	2:38.443	2	6		159.1	
2	10	CHEVROLET Corvette C7R Daytona Prototype	G2	Matteo FERRER-AZA	2:40.253	7	8	1.810	1.810	157.3
3	6	PEUGEOT 90X	G2	Stuart WILTSHIRE	2:40.337	6	7	1.894	0.084	157.3
4	2	AUDI R8 GT3 LMS Ultra	G2	Marcus GRAF VON OEYNSHAUSEN-SIERSTORPFF	2:42.791	2	3	4.348	2.454	154.9
5	69	NORMA Duqueine D08	G2	Jack FABBY	2:44.576	6	7	6.133	1.785	153.2
6	8	LAMBORGHINI Huracan Super Trofeo Evo	G2	Craig WILKINS	2:46.552	4	5	8.109	1.976	151.4
7	36	BR 01	G2	Maxwell LYNN	2:46.883	5	6	8.440	0.331	151.1
8	5	FERRARI 488 Evo Challenge	G2	Darren HOWELL	2:47.198	2	6	8.755	0.315	150.8
9	17	PESCAROLO LMP1	G2	Christophe D'ANSEMBOURG	2:47.855	3	4	9.412	0.657	150.2
10	27	BR 01	G2	Shaun LYNN	2:48.881	6	7	10.438	1.026	149.3
11	47	MORGAN Pescarolo 01	G2	Matt GRAHAM	2:49.689	3	7	11.246	0.808	148.6
12	23	BR 01	G2	Yutaka TORIBA	2:52.900	2	7	14.457	3.211	145.8
13	51	REYNARD 2 KQ LM Moper	G1	Christophe VAN RIET	2:53.302	6	7	14.859	0.402	145.5
14	117	FERRARI 430 Challenge	G1	William ASHMORE	2:55.287	6	7	16.844	1.985	143.8
15	M25	LOLA T290	3	Michael GANS	3:01.701	5	6	23.258	6.414	138.8
16	135	GINETTA G55	G2	Peter REYNOLDS	3:03.788	6	7	25.345	2.087	137.2
17	7	LAMBORGHINI Huracan Super Trofeo Evo	G2	David MCINULTY	3:04.584	6	7	26.141	0.796	136.6
18	120	FERRARI 430 GT3	G1	Guy FAWE	3:07.070	4	5	28.627	2.486	134.8
19	M76	LOLA T70 MK3B	3	Christopher FOX	3:07.831	5	6	29.388	0.761	134.2
20	111	NORMA M2000-1	G1	Georg HALLAU	3:14.598	5	6	36.155	6.767	129.6
21	M6	LOLA T70 MK3B	3	Jim NORMAN	3:19.314	4	5	40.871	4.716	126.5
22	M26	CHEVRON B36	3	Ron SANEN	3:35.351	3	6	56.908	16.037	117.1
23	200	PORSCHE 906 Carrera	3	Maxime CASTELEIN	3:39.079	5	5	1'00.636	3.728	115.1
24	M70	LOLA T70 MK2 Spyder	3	Steve SEAMAN			5			
25	M12	CHEVRON B16	3	Thomas DOZIN			4			
26	M17	LOLA T296	3	James CLARIDGE			1			
27	M17	LOLA T296	3	Gonçalo GOMES						
28	M96	MCLAREN M1B	3	Nigel GREENSALL						
29	M96	MCLAREN M1B	3	John SPIERS						
30	M88	MCLAREN M1 B	3	Richard MCALPINE						
31	M76	LOLA T70 MK3B	3	Chris WARD						
32	M70	LOLA T70 MK2 Spyder	3	Andrew NEWALL						
33	M36	ELVA MK8	3	Ben MITCHELL						
34	M36	ELVA MK8	3	Dion KREMER						
35	M29	COOPER Monaco King Cobra	3	James BELLINGER						
36	M29	COOPER Monaco King Cobra	3	Keith AHLERS						
37	M18	LOLA T70 MK3B	3	Olivier HART						
38	M18	LOLA T70 MK3B	3							
39	5	FERRARI 488 Evo Challenge	G2	Sean DOYLE						
40	7	LAMBORGHINI Huracan Super Trofeo Evo	G2	Jason MCINULTY						
41	17	PESCAROLO LMP1	G2	Werner D'ANSEMBOURG						
42	23	BR 01	G2	Yuya HIRAKI						
43	47	MORGAN Pescarolo 01	G2	Alvaro FONTES						
44	51	REYNARD 2 KQ LM Moper	G1	Frederic BOUVY						
45	52	LIGIER JS P3	G2	Alfie BRIGGS						
46	52	LIGIER JS P3	G2	Ronald MAYDON						
47	88	ORECA 03 LMP2	G2	Jake HILL						
48	135	GINETTA G55	G2	Daniel QUINTERO						
49	210	LOLA T210	3	Ingo STROLZ						
50	488	FERRARI 488 Challenge	G2							
51	488	FERRARI 488 Challenge	G2	Ties MEEUWISSEN						

Published at:

Race Director Max BRAAMS	Timekeeper Alberto Estébanez 
------------------------------------	---



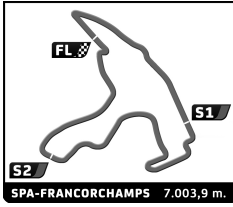
4-6-Masters Endurance Legends & Maste

SPA SIX HOURS

Free Practice

Best Sector Times

Sector 1		Sector 2		Sector 3		No Team	Class	Ideal Lap	Best Lap		
No Driver	Time	No Driver	Time	No Driver	Time						
1	6 S.WILTSHIRE	42.735	88 J.HAGAN	1:14.135	10 M.FERRER-AZA	39.899	1	88	G2	2:38.443	2:38.443 (1)
2	10 M.FERRER-AZA	43.103	6 S.WILTSHIRE	1:16.002	88 J.HAGAN	40.903	2	10	G2	2:40.000	2:40.253 (2)
3	88 J.HAGAN	43.405	2 M.GRAF VON OEYNHAUSEN-SIER	1:16.079	6 S.WILTSHIRE	41.377	3	6	G2	2:40.114	2:40.337 (3)
4	23 Y.TORIBA	43.419	10 M.FERRER-AZA	1:16.998	36 M.LYNN	41.411	4	2	G2	2:42.791	2:42.791 (4)
5	27 S.LYNN	44.157	69 J.FABBY	1:17.520	2 M.GRAF VON OEYNHAUSEN-SIER	41.704	5	69	G2	2:43.875	2:44.576 (5)
6	17 C.D'ANSEMBOURG	44.479	8 C.WILKINS	1:18.199	69 J.FABBY	41.761	6	8	G2	2:45.169	2:46.552 (6)
7	69 J.FABBY	44.594	36 M.LYNN	1:18.616	5 D.HOWELL	41.982	7	27	G2	2:45.363	2:48.881 (10)
8	8 C.WILKINS	44.761	27 S.LYNN	1:18.984	8 C.WILKINS	42.209	8	36	G2	2:45.811	2:46.883 (7)
9	2 M.GRAF VON OEYNHAUSEN-SIER	45.008	17 C.D'ANSEMBOURG	1:19.096	27 S.LYNN	42.222	9	17	G2	2:46.810	2:47.855 (9)
10	5 D.HOWELL	45.418	5 D.HOWELL	1:19.531	47 M.GRAHAM	42.886	10	5	G2	2:46.931	2:47.198 (8)
11	36 M.LYNN	45.784	23 Y.TORIBA	1:19.916	17 C.D'ANSEMBOURG	43.235	11	23	G2	2:46.967	2:52.900 (12)
12	51 C.VAN RIET	46.068	47 M.GRAHAM	1:20.481	23 Y.TORIBA	43.632	12	47	G2	2:49.689	2:49.689 (11)
13	47 M.GRAHAM	46.322	117 W.ASHMORE	1:22.972	117 W.ASHMORE	44.528	13	117	G1	2:54.949	2:55.287 (14)
14	117 W.ASHMORE	47.449	135 P.REYNOLDS	1:25.488	M25 M.GANS	46.173	14	7	G2	3:01.260	3:04.584 (17)
15	7 D.MCINULTY	48.106	M25 M.GANS	1:25.608	135 P.REYNOLDS	46.280	15	M25	3	3:01.454	3:01.701 (15)
16	M25 M.GANS	49.673	7 D.MCINULTY	1:26.472	120 G.FAWE	46.509	16	135	G2	3:02.014	3:03.788 (16)
17	M76 C.FOX	49.896	120 G.FAWE	1:26.934	7 D.MCINULTY	46.682	17	120	G1	3:04.495	3:07.070 (18)
18	135 P.REYNOLDS	50.246	M76 C.FOX	1:29.835	M76 C.FOX	48.100	18	M76	3	3:07.831	3:07.831 (19)
19	120 G.FAWE	51.052	111 G.HALLAU	1:32.652	111 G.HALLAU	48.866	19	111	G1	3:14.598	3:14.598 (20)
20	M6 J.NORMAN	51.379	M12 T.DOZIN	1:35.919	M6 J.NORMAN	51.966	20	M6	3	3:19.314	3:19.314 (21)
21	111 G.HALLAU	53.080	M6 J.NORMAN	1:35.969	M70 S.SEAMAN	52.157	21	M70	3	3:24.161	
22	M17 J.CLARIDGE	54.075	M70 S.SEAMAN	1:36.654	M12 T.DOZIN	54.435	22	M12	3	3:30.619	
23	M70 S.SEAMAN	55.350	M26 R.SANEN	1:41.025	M17 J.CLARIDGE	54.693	23	M17	3	3:31.336	
24	M26 R.SANEN	55.983	M17 J.CLARIDGE	1:42.568	200 M.CASTELEIN	55.161	24	M26	3	3:32.950	3:35.351 (22)
25	200 M.CASTELEIN	58.930	200 M.CASTELEIN	1:44.779	M26 R.SANEN	55.942	25	200	3	3:38.870	3:39.079 (23)



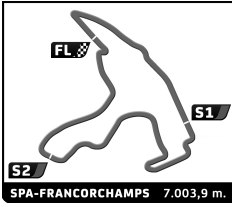
4-6-Masters Endurance Legends & Maste

SPA SIX HOURS

Free Practice

Best Top Speed

Team	Car	Class	Top Speed	Top 1 Kph Lap	Top 2 Kph Lap	Top 3 Kph Lap	Top 4 Kph Lap	Top 5 Kph Lap	Avg					
8	LAMBORGHINI Huracan Super Trofeo Evo	G2	C. WILKINS	247.7	4	246.0	2	190.1	3	184.9	5	156.5	1	205.0
88	ORECA 03 LMP2	G2	J. HAGAN	237.9	3	236.8	2	179.7	5	178.5	1	172.5	6	201.1
2	AUDI R8 GT3 LMS Ultra	G2	M. GRAF VON OEYNSHAUSEN-SIERST	234.8	2	229.8	3	201.1	1					221.9
27	BR 01	G2	S. LYNN	225.5	6	224.1	7	220.9	4	210.9	5	203.8	3	217.0
7	LAMBORGHINI Huracan Super Trofeo Evo	G2	D. MCINULTY	225.0	7	205.7	6	194.6	3	193.9	2	167.7	5	197.4
69	NORMA Duqueine D08	G2	J. FABBY	222.7	7	213.9	4	211.4	3	204.2	6	193.9	2	209.2
6	PEUGEOT 90X	G2	S. WILTSHIRE	220.9	7	210.9	6	210.1	3	206.1	4	197.4	2	209.1
120	FERRARI 430 GT3	G1	G. FAWE	218.6	5	210.9	2	190.8	3	182.4	4	157.2	1	192.0
5	FERRARI 488 Evo Challenge	G2	D. HOWELL	212.2	2	203.4	5	199.3	6	196.7	1	196.4	3	201.6
117	FERRARI 430 Challenge	G1	W. ASHMORE	212.2	7	208.9	6	205.7	3	204.2	2	201.9	4	206.6
36	BR 01	G2	M. LYNN	211.8	6	193.5	2	184.3	5	178.5	4	156.5	1	184.9
23	BR 01	G2	Y. TORIBA	208.5	7	199.6	4	187.5	3	187.5	5	181.2	2	192.9
10	CHEVROLET Corvette C7R Daytona Prototype	G2	M. FERRER-AZA	207.7	3	204.5	8	203.0	7	193.2	4	189.8	6	199.6
51	REYNARD 2 KQ LM Moper	G1	C. VAN RIET	205.7	7	204.2	6	167.7	3	163.1	5	158.8	2	179.9
47	MORGAN Pescarolo 01	G2	M. GRAHAM	198.2	2	194.9	4	185.2	3	173.1	6	142.9	5	178.9
17	PESCAROLO LMP1	G2	C. D'ANSEMBOURG	190.1	4	184.0	2	180.9	3	160.5	1			178.9
M25	LOLA T290	3	M. GANS	188.8	6	180.0	3	179.4	5	166.2	4	161.2	2	175.1
135	GINETTA G55	G2	P. REYNOLDS	181.2	7	165.6	2	164.1	5	164.1	6	159.3	1	166.9
M26	CHEVRON B36	3	R. SANEN	174.2	6	162.4	5	159.5	3	154.5	2	142.7	4	158.7
M6	LOLA T70 MK3B	3	J. NORMAN	173.6	4	157.2	5	145.7	1	134.7	3	131.9	2	148.6
M76	LOLA T70 MK3B	3	C. FOX	172.5	5	172.0	4	163.4	3	157.2	2	148.4	6	162.7
M70	LOLA T70 MK2 Spyder	3	S. SEAMAN	168.5	3	150.4	1	150.2	2	145.6	5	123.6	4	147.7
111	NORMA M2000-1	G1	G. HALLAU	167.2	4	152.3	6	146.3	5	145.6	3	129.2	1	148.1
M12	CHEVRON B16	3	T. DOZIN	160.2	3	158.6	2	156.7	4	135.5	1			152.8
200	PORSCHE 906 Carrera	3	M. CASTELEIN	157.9	3	152.1	2	147.5	4	143.4	5	141.4	1	148.5
M17	LOLA T296	3	J. CLARIDGE	133.0	1									133.0
52	LIGIER JS P3	G2												
488	FERRARI 488 Challenge	G2												
M18	LOLA T70 MK3B	3												
M29	COOPER Monaco King Cobra	3												
M36	ELVA MK8	3												
M88	MCLAREN M1 B	3												
M96	MCLAREN M1B	3												
210	LOLA T210	3												




4-6-Masters Endurance Legends & Maste

SPA SIX HOURS

Free Practice

Fastest Lap Sequence

Elapsed	No Team	Car	Class	Driver	Time	Kph	Lap
5:46.891	88	ORECA 03 LMP2	G2	James HAGAN	2:38.443	159.1	2



4-6-Masters Endurance Legends & Maste


SPA SIX HOURS

Free Practice

Sector Analysis

Personal Best Session Best Crossing the pit lane

Lap	D	Time	Sector 1	Sector 2	Sector 3	T.Spd	Elapsed	Lap	D	Time	Sector 1	Sector 2	Sector 3	T.Spd	Elapsed
M12							CHEVRON B16								AUDI R8 GT3 LMS Ultra
							3								G2
	1	10:21.547	7:45.789	1:39.301	56.457	135.5	10:21.547		1	21:02.175	...	1:18.688	42.066	201.1	21:02.175
	2	4:04.487 B	1:01.227	1:48.469	1:14.791	158.6	14:26.034		2	2:42.791	45.008	1:16.079	41.704	234.8	23:44.966
	3	8:05.191	5:34.837	1:35.919	54.435	160.2	22:31.225		3	2:50.897 B	45.322	1:16.305	49.270	229.8	26:35.863
	4	3:45.961 B	1:00.265	1:38.315	1:07.381	156.7	26:17.186								
M17							LOLA T296								FERRARI 488 Evo Challenge
							3								G2
	1	22:26.232	...	1:42.568	54.693	133.0	22:26.232		1	4:03.036	1:58.864	1:21.195	42.977	196.7	4:03.036
	2								2	2:47.198	45.418	1:19.798	41.982	212.2	6:50.234
	3								3	2:54.167 B	46.869	1:19.531	47.767	196.4	9:44.401
	4								4	11:45.958	9:16.829	1:37.697	51.432	146.1	21:30.359
	5								5	3:08.809	49.516	1:28.825	50.468	203.4	24:39.168
	6								6	3:35.932 B	48.271	1:37.294	1:10.367	199.3	28:15.100
M25							LOLA T290								PEUGEOT 90X
							3								G2
	1	6:25.170	4:03.510	1:32.317	49.343	153.8	6:25.170		1	4:20.236	2:03.039	1:30.021	47.176	128.9	4:20.236
	2	3:04.861	51.566	1:26.124	47.171	161.2	9:30.031		2	2:52.539	46.642	1:21.379	44.518	197.4	7:12.775
	3	3:28.073 B	50.689	1:27.901	1:09.483	180.0	12:58.104		3	2:49.014	43.784	1:23.477	41.753	210.1	10:01.789
	4	8:15.809	6:03.905	1:25.731	46.173	166.2	21:13.913		4	3:01.691 B	43.751	1:22.577	55.363	206.1	13:03.480
	5	3:01.701	49.747	1:25.608	46.346	179.4	24:15.614		5	7:57.555	5:56.167	1:19.674	41.714	194.2	21:01.035
	6	3:21.406 B	49.673	1:26.744	1:04.989	188.8	27:37.020		6	2:40.337	42.958	1:16.002	41.377	210.9	23:41.372
									7	2:49.563 B	42.735	1:17.968	48.860	220.9	26:30.935
M26							CHEVRON B36								LAMBORGHINI Huracan Super Trofeo Evo
							3								G2
	1	3:51.862	1:14.035	1:41.025	56.802	134.2	3:51.862		1	3:42.359	1:14.553	1:35.605	52.201	147.1	3:42.359
	2	3:38.051	59.345	1:42.723	55.983	154.5	7:29.913		2	3:36.894 B	55.680	1:37.762	1:03.452	193.9	7:19.253
	3	3:35.351	56.754	1:42.655	55.942	159.5	11:05.264		3	4:01.635	1:45.496	1:26.472	49.667	194.6	11:20.888
	4	4:13.654 B	57.808	1:53.896	1:21.950	142.7	15:18.918		4	4:06.092 B	59.013	1:46.415	1:20.664	141.7	15:26.980
	5	8:31.024	5:52.537	1:41.730	56.757	162.4	23:49.942		5	6:05.800	3:48.923	1:30.195	46.682	167.7	21:32.780
	6	3:44.839 B	55.983	1:43.478	1:05.378	174.2	27:34.781		6	3:04.584	48.516	1:28.559	47.509	205.7	24:37.364
									7	3:35.507 B	48.106	1:35.246	1:12.155	225.0	28:12.871
M6							LOLA T70 MK3B								LAMBORGHINI Huracan Super Trofeo Evo
							3								G2
	1	10:26.397	7:51.119	1:40.312	54.966	145.7	10:26.397		1	3:10.695	1:02.040	1:25.732	42.923	156.5	3:10.695
	2	4:16.722 B	1:18.839	1:44.945	1:12.938	131.9	14:43.119		2	2:51.686	48.155	1:19.257	44.274	246.0	6:02.381
	3	7:11.277	4:33.173	1:43.288	54.816	134.7	21:54.396		3	2:50.590	46.809	1:21.572	42.209	190.1	8:52.971
	4	3:19.314	51.379	1:35.969	51.966	173.6	25:13.710		4	2:46.552	44.761	1:18.199	43.592	247.7	11:39.523
	5	3:40.003 B	51.104	1:37.549	1:11.350	157.2	28:53.713		5	3:54.423 B	49.646	1:43.098	1:21.679	184.9	15:33.946
M70							LOLA T70 MK2 Spyder								CHEVROLET Corvette C7R Daytona Prototype
							3								G2
	1	3:33.633	1:01.248	1:40.228	52.157	150.4	3:33.633		1	3:16.663	1:12.584	1:22.818	41.261	168.0	3:16.663
	2	3:39.968 B	55.350	1:43.653	1:00.965	150.2	7:13.601		2	2:43.239	43.949	1:17.860	41.430	184.9	5:59.902
	3	5:19.485 B	2:39.239	1:36.654	1:03.592	168.5	12:33.086		3	2:45.295	46.648	1:18.208	40.439	207.7	8:45.197
	4	10:24.923	7:31.900	1:54.196	58.827	123.6	22:58.009		4	2:42.831	43.936	1:18.575	40.320	193.2	11:28.028
	5	4:08.292 B	59.915	1:49.355	1:19.022	145.6	27:06.301		5	4:03.689 B	58.261	1:44.831	1:20.597	129.0	15:31.717
M76							LOLA T70 MK3B								CHEVROLET Corvette C7R Daytona Prototype
							3								G2
	1	4:35.494 B	1:43.286	1:42.593	1:09.615	110.3	4:35.494		1	3:16.663	1:12.584	1:22.818	41.261	168.0	3:16.663
	2	4:35.080	2:12.778	1:32.131	50.171	157.2	9:10.574		2	2:43.239	43.949	1:17.860	41.430	184.9	5:59.902
	3	3:32.849 B	51.483	1:31.385	1:09.981	163.4	12:43.423		3	2:45.295	46.648	1:18.208	40.439	207.7	8:45.197
	4	9:31.428	7:10.646	1:32.377	48.405	172.0	22:14.851		4	2:42.831	43.936	1:18.575	40.320	193.2	11:28.028
	5	3:07.831	49.896	1:29.835	48.100	172.5	25:22.682		5	4:03.689 B	58.261	1:44.831	1:20.597	129.0	15:31.717
	6	3:58.613 B	55.590			148.4	29:21.295		6	3:39.633	3:39.501	1:17.990	40.142	189.8	21:09.350
									7	2:40.253	43.356	1:16.998	39.899	203.0	23:49.603
									8	3:18.446 B	43.103	1:17.118	1:18.225	204.5	27:08.049

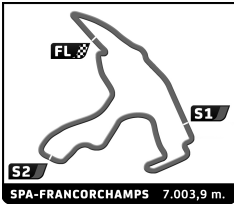


4-6-Masters Endurance Legends & Maste SPA SIX HOURS Free Practice

Sector Analysis

Personal Best Session Best Crossing the pit lane

Lap	D	Time	Sector 1	Sector 2	Sector 3	T.Spd	Elapsed	Lap	D	Time	Sector 1	Sector 2	Sector 3	T.Spd	Elapsed	
17		PESCAROLO LMP1 1.Christophe D'ANSEMOUFI 2.Werner D'ANSEMOUFI									NORMA Duqueine D08 G2 1.Jack FABBY					
1	1	3:48.198	1:40.056	1:21.729	46.413	160.5	3:48.198	1	1	3:51.662	1:45.159	1:23.290	43.213	153.8	3:51.662	
2	1	2:51.823	47.822	1:20.559	43.442	184.0	6:40.021	2	1	2:49.906	47.261	1:20.459	42.186	193.9	6:41.568	
3	1	2:47.855	45.524	1:19.096	43.235	180.9	9:27.876	3	1	2:48.870	46.883	1:19.456	42.531	211.4	9:30.438	
4	1	8:47.585 B	44.479	6:56.384	1:06.722	190.1	18:15.461	4	1	3:14.313 B	45.401	1:19.774	1:09.138	213.9	12:44.751	
								BR 01 G2 1.Yutaka TORIBA 2.Yuya HIRAKI								
23											ORECA 03 LMP2 G2 1.James HAGAN 2.Jake HILL					
1	1	3:55.584	1:42.267	1:27.388	45.929	107.0	3:55.584	1	1	3:08.448	1:07.911	1:18.821	41.716	178.5	3:08.448	
2	1	2:52.900	47.679	1:21.493	43.728	181.2	6:48.484	2	1	2:38.443	43.405	1:14.135	40.903	236.8	5:46.891	
3	1	2:56.840	47.777	1:23.869	45.194	187.5	9:45.324	3	1	2:54.065 B	43.544	1:14.826	55.695	237.9	8:40.956	
4	1	3:15.471 B	43.824	1:19.916	1:11.731	199.6	13:00.795	4	1	13:59.688	...	1:40.886	51.974	147.3	22:40.644	
5	1	8:36.735	6:23.633	1:29.147	43.955	187.5	21:37.530	5	1	3:09.119	49.172	1:29.434	50.513	179.7	25:49.763	
6	1	2:55.252	45.211	1:26.409	43.632	163.6	24:32.782	6	1	3:35.284 B	54.677	1:31.616	1:08.991	172.5	29:25.047	
7	1	3:30.166 B	43.419	1:32.736	1:14.011	208.5	28:02.948									
								BR 01 G2 1.Shaun LYNN								
27											NORMA M2000-1 G1 1.Georg HALLAU					
1	1	4:21.520	1:59.952	1:31.926	49.642	117.4	4:21.520	1	1	4:49.341	1:59.058	1:49.386	1:00.897	129.2	4:49.341	
2	1	2:56.932	48.206	1:24.032	44.694	186.9	7:18.452	2	1	3:42.139	1:01.121	1:42.513	58.505	118.8	8:31.480	
3	1	2:55.896	45.818	1:24.362	45.716	203.8	10:14.348	3	1	3:40.204 B	56.878	1:37.577	1:05.749	145.6	12:11.684	
4	1	3:08.645 B	44.157	1:23.562	1:00.926	220.9	13:22.993	4	1	9:54.412	7:30.031	1:33.084	51.297	167.2	22:06.096	
5	1	7:37.612	5:36.158	1:19.232	42.222	210.9	21:00.605	5	1	3:14.598	53.080	1:32.652	48.866	146.3	25:20.694	
6	1	2:48.881	45.525	1:18.984	44.372	225.5	23:49.486	6	1	3:57.855 B	55.129	1:47.676	1:15.050	152.3	29:18.549	
7	1	3:21.532 B	45.662	1:19.203	1:16.667	224.1	27:11.018									
								FERRARI 430 Challenge G1 1.William ASHMORE								
36		BR 01 G2 1.Maxwell LYNN														
1	1	5:28.842	3:14.351	1:28.724	45.767	156.5	5:28.842	1	1	3:33.755	1:05.275	1:37.157	51.323	123.0	3:33.755	
2	1	3:13.756 B	47.372	1:24.398	1:01.986	193.5	8:42.598	2	1	2:58.741	48.582	1:25.090	45.069	204.2	6:32.496	
3	1	6:01.871 B	3:10.558	1:39.260	1:12.053	137.1	14:44.469	3	1	2:58.744	47.452	1:24.233	47.059	205.7	9:31.240	
4	1	6:33.573	4:25.299	1:24.402	43.872	178.5	21:18.042	4	1	3:20.935 B	48.237	1:24.120	1:08.578	201.9	12:52.175	
5	1	2:46.883	46.856	1:18.616	41.411	184.3	24:04.925	5	1	8:38.345	6:22.997	1:27.494	47.854	173.1	21:30.520	
6	1	3:08.411 B	45.784	1:21.207	1:01.420	211.8	27:13.336	6	1	2:55.287	47.787	1:22.972	44.528	208.9	24:25.807	
7	1	3:17.080 B	47.449	1:28.980	1:00.651	212.2	27:42.887									
								FERRARI 430 GT3 G1 1.Guy FAWE								
120																
1	1	9:15.051	6:54.547	1:32.123	48.381	157.2	9:15.051	1	1	3:07.070	51.052	1:29.509	46.509	182.4	25:03.910	
2	1	3:34.711 B	52.826	1:28.831	1:13.054	210.9	12:49.762	2	1	3:23.730 B	49.434	1:27.653	1:06.643	218.6	28:27.640	
3	1	9:07.078	6:50.420	1:26.934	49.724	190.8	21:56.840									
4	1	3:07.070	51.052	1:29.509	46.509	182.4	25:03.910									
5	1	3:23.730 B	49.434	1:27.653	1:06.643	218.6	28:27.640									
								GINETTA G55 G2 1.Peter REYNOLDS 2.Daniel QUINTERO								
135																
1	1	5:06.796	2:33.425			126.2	5:06.796	1	1	4:24.182	1:25.570	1:58.526	1:00.086	159.3	4:24.182	
2	1	3:24.617	53.214			158.8	8:31.413	2	1	3:28.657	57.354	1:38.990	52.313	165.6	7:52.839	
3	1	3:07.581	50.634			167.7	11:38.994	3	1	3:24.124	54.474	1:36.825	52.825	159.1	11:16.963	
4	1	3:56.628 B	58.278			130.6	15:35.622	4	1	4:12.578 B	1:05.110	1:47.899	1:19.569	138.3	15:29.541	
5	1	6:33.232	4:19.410			163.1	22:08.854	5	1	6:25.167	4:07.144	1:28.203	49.820	164.1	21:54.708	
6	1	2:53.302	47.608			204.2	25:02.156	6	1	3:03.788	52.020	1:25.488	46.280	164.1	24:58.496	
7	1	3:14.572 B	46.068			205.7	28:16.728	7	1	3:21.092 B	50.246	1:29.321	1:01.525	181.2	28:19.588	



4-6-Masters Endurance Legends & Maste

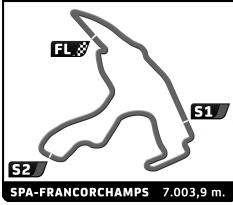
SPA SIX HOURS

Free Practice

Sector Analysis

■ Personal Best
 ■ Session Best
 B Crossing the pit lane


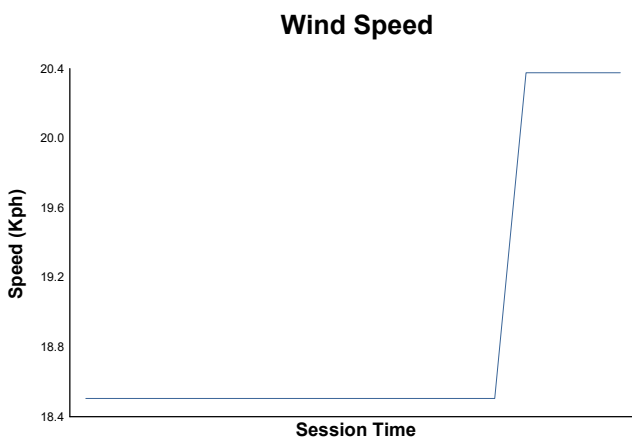
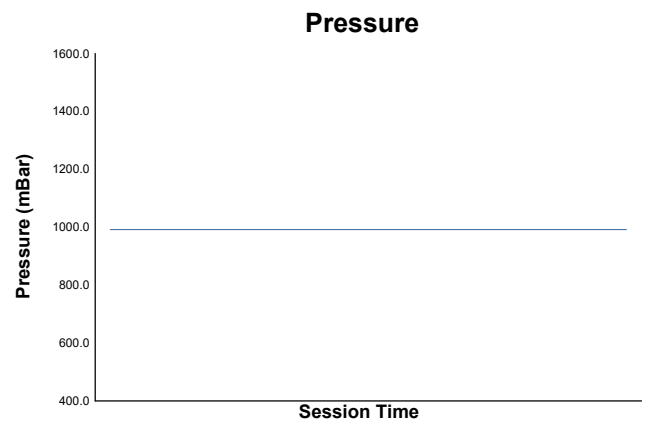
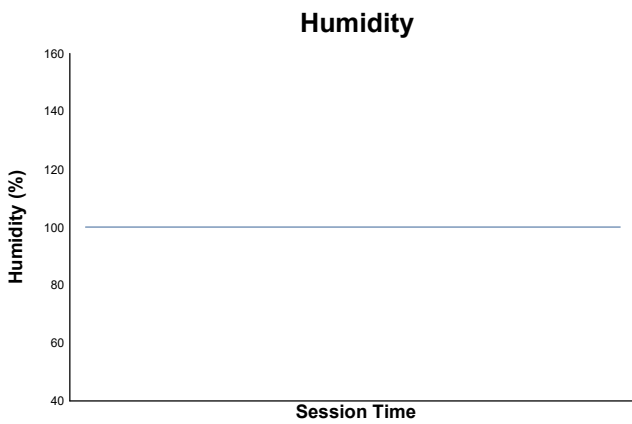
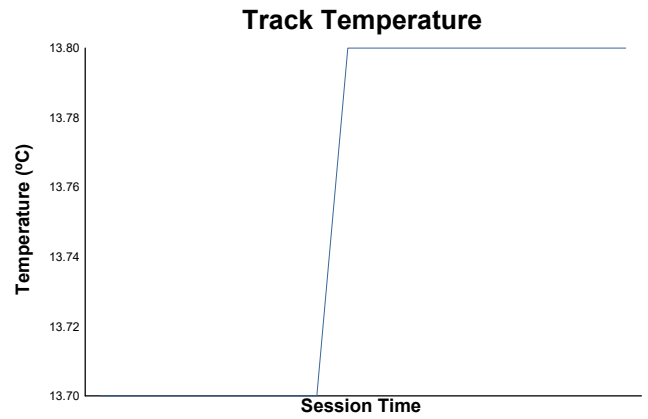
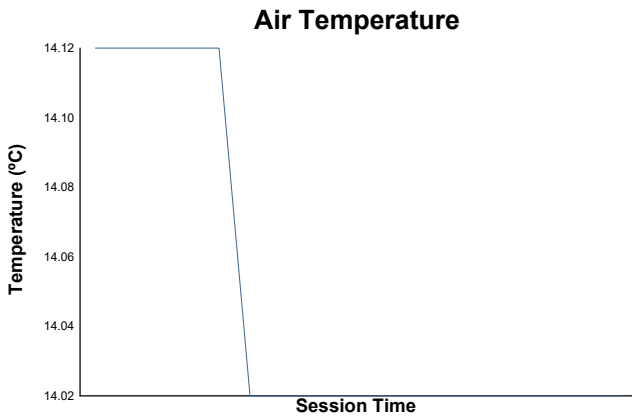
Lap	D	Time	Sector 1	Sector 2	Sector 3	T.Spd	Elapsed	Lap	D	Time	Sector 1	Sector 2	Sector 3	T.Spd	Elapsed
		Porsche 906 Carrera													
		3													
200		1. Maxime CASTEILEIN													
1	1	4:55.456	2:05.282	1:50.204	59.970	141.4	4:55.456								
2	1	3:45.743	59.020	1:46.704	1:00.019	152.1	8:41.199								
3	1	4:00.623 B	58.930	1:47.117	1:14.576	157.9	12:41.822								
4	1	9:16.506	6:30.964	1:46.374	59.168	147.5	21:58.328								
5	1	3:39.079	59.139	1:44.779	55.161	143.4	25:37.407								




SPA SIX HOURS

4-6-Masters Endurance Legends & Masters GT Trophy Free Practice

Weather Report



Track Status: **DRY**



4-6-Masters End. Legends & GT Trophy

SPA SIX HOURS

Qualifying 1

Final Classification

No Drivers	Team	Car	Cl.	Time	Lap Total	Gap	Kph
1 23 Y. TORIBA / Y. HIRAKI		BR 01	G2/P2	2:25.707	11 11	- -	173.0
2 6 S. WILTSHIRE		PEUGEOT 90X	G2/P1	2:29.680	9 11	+3.973 +3.973	168.5
3 36 M. LYNN / M. FRANCHITTI		BR 01	G2/P2	2:30.224	11 11	+4.517 +0.544	167.8
4 27 S. LYNN		BR 01	G2/P2	2:30.390	10 11	+4.683 +0.166	167.7
5 10 M. FERRER-AZA		CHEVROLET Corvette C7R Daytona Prototype	G2/P1	2:30.445	10 10	+4.738 +0.055	167.6
6 88 J. HAGAN / J. HILL		ORECA FLM09	G2/P3	2:31.215	9 10	+5.508 +0.770	166.7
7 47 M. GRAHAM / A. FONTES		MORGAN Pescarolo 01	G2/P2	2:33.918	10 10	+8.211 +2.703	163.8
8 69 J. FABBY		NORMA Duqueine D08	G2/P3	2:34.953	7 8	+9.246 +1.035	162.7
9 52 R. MAYDON / A. BRIGGS		LIGIER JS P3	G2/P3	2:36.116	5 11	+10.409 +1.163	161.5
10 17 C. D'ANSEMOURG / W. D'ANSEMOURG		PESCAROLO LMP1	G2/P1	2:36.973	6 6	+11.266 +0.857	160.6
11 8 C. WILKINS		LAMBORGHINI Huracan Super Trofeo Evo	G2/Corse	2:40.282	7 10	+14.575 +3.309	157.3
12 5 D. HOWELL / S. DOYLE		FERRARI 488 Evo Challenge	G2/Corse	2:40.652	2 10	+14.945 +0.370	156.9
13 2 M. GRAF VON OEYNSHAUSEN-SIERSTORPFF		AUDI R8 GT3 LMS Ultra	G2/GT3	2:41.377	4 6	+15.670 +0.725	156.2
14 51 C. VAN RIET / F. BOUVY		REYNARD 2 KQ LM Moper	G1/P1	2:43.325	9 10	+17.618 +1.948	154.4
15 7 D. MCINULTY / J. MCINULTY		LAMBORGHINI Huracan Super Trofeo Evo	G2/Corse	2:43.985	8 9	+18.278 +0.660	153.8
16 111 G. HALLAU		NORMA M2000-1	G1/P1	2:47.690	6 7	+21.983 +3.705	150.4
17 488 J. MEEUWISSEN / T. MEEUWISSEN		FERRARI 488 Challenge	G2/Corse	2:49.778	7 8	+24.071 +2.088	148.5
18 117 W. ASHMORE		FERRARI 430 Challenge	G1/Corse	2:50.941	5 8	+25.234 +1.163	147.5
19 135 P. REYNOLDS / D. QUINTERO		GINETTA G55	G2/GT4	2:52.014	4 8	+26.307 +1.073	146.6
20 120 G. FAWE		FERRARI 430 GT3	G1/GT3		1		


Fastest Lap: Lap 11 | Yutaka TORIBA | **2:25.707** | 173.0 Kph

CAR #5 - LAP 6 DELETED DUE TO TRACK LIMITS
 CAR #10 - LAP 6 DELETED DUE TO TRACK LIMITS
 CAR #135 - DROP OF 3 GRID POSITIONS - CAUSING A COLLISION

Published at:

Track Status: **WET**

Stewards Marc VAN GEEL, Chairman Arie KROEZE Alexandre MAGIS			Timekeeper Alberto Estébanez
--	--	--	--



4-6-Masters End. Legends & GT Trophy SPA SIX HOURS Qualifying 1

Final Classification by Class


No Drivers	Team	Car	Time	Lap Total	Gap	Kph
G1/Corse						
1 117 W. ASHMORE		FERRARI 430 Challenge	2:50.941	5 8		147.5
G1/GT3						
1 120 G. FAWE		FERRARI 430 GT3		1		
G1/P1						
1 51 C. VAN RIET / F. BOUVY		REYNARD 2 KQ LM Moper	2:43.325	9 10		154.4
2 111 G. HALLAU		NORMA M2000-1	2:47.690	6 7	+4.365 +4.365	150.4
G2/Corse						
1 8 C. WILKINS		LAMBORGHINI Huracan Super Trofeo Evo	2:40.282	7 10		157.3
2 5 D. HOWELL / S. DOYLE		FERRARI 488 Evo Challenge	2:40.652	2 10	+0.370 +0.370	156.9
3 7 D. MCINULTY / J. MCINULTY		LAMBORGHINI Huracan Super Trofeo Evo	2:43.985	8 9	+3.703 +3.333	153.8
4 488 J. MEEUWISSEN / T. MEEUWISSEN		FERRARI 488 Challenge	2:49.778	7 8	+9.496 +5.793	148.5
G2/GT3						
1 2 M. GRAF VON OEYNHAUSEN-SIERSTORPFF		AUDI R8 GT3 LMS Ultra	2:41.377	4 6		156.2
G2/GT4						
1 135 P. REYNOLDS / D. QUINTERO		GINETTA G55	2:52.014	4 8		146.6
G2/P1						
1 6 S. WILTSHIRE		PEUGEOT 90X	2:29.680	9 11		168.5
2 10 M. FERRER-AZA		CHEVROLET Corvette C7R Daytona Prototyp	2:30.445	10 10	+0.765 +0.765	167.6
3 17 C. D'ANSEBOURG / W. D'ANSEBOURG		PESCAROLO LMP1	2:36.973	6 6	+7.293 +6.528	160.6
G2/P2						
1 23 Y. TORIBA / Y. HIRAKI		BR 01	2:25.707	11 11		173.0
2 36 M. LYNN / M. FRANCHITTI		BR 01	2:30.224	11 11	+4.517 +4.517	167.8
3 27 S. LYNN		BR 01	2:30.390	10 11	+4.683 +0.166	167.7
4 47 M. GRAHAM / A. FONTES		MORGAN Pescarolo 01	2:33.918	10 10	+8.211 +3.528	163.8
G2/P3						
1 88 J. HAGAN / J. HILL		ORECA FLM09	2:31.215	9 10		166.7
2 69 J. FABBY		NORMA Duqueine D08	2:34.953	7 8	+3.738 +3.738	162.7
3 52 R. MAYDON / A. BRIGGS		LIGIER JS P3	2:36.116	5 11	+4.901 +1.163	161.5

CAR #5 - LAP 6 DELETED DUE TO TRACK LIMITS
 CAR #10 - LAP 6 DELETED DUE TO TRACK LIMITS
 CAR #135 - DROP OF 3 GRID POSITIONS - CAUSING A COLLISION

Published at:

Track Status: **WET**

Stewards Marc VAN GEEL, Chairman Arie KROEZE Alexandre MAGIS			Timekeeper Alberto Estébanez 
--	--	--	---



4-6-Masters End. Legends & GT Trophy SPA SIX HOURS Qualifying 1

Final Classification by Group


No Drivers	Team	Car	Time	Lap Total	Gap	Kph
MEL						
1	23 Y. TORIBA / Y. HIRAKI	BR 01	2:25.707	11 11		173.0
2	6 S. WILTSHIRE	PEUGEOT 90X	2:29.680	9 11	+3.973 +3.973	168.5
3	36 M. LYNN / M. FRANCHITTI	BR 01	2:30.224	11 11	+4.517 +0.544	167.8
4	27 S. LYNN	BR 01	2:30.390	10 11	+4.683 +0.166	167.7
5	10 M. FERRER-AZA	CHEVROLET Corvette C7R Daytona Prototyp	2:30.445	10 10	+4.738 +0.055	167.6
6	88 J. HAGAN / J. HILL	ORECA FLM09	2:31.215	9 10	+5.508 +0.770	166.7
7	47 M. GRAHAM / A. FONTES	MORGAN Pescarolo 01	2:33.918	10 10	+8.211 +2.703	163.8
8	69 J. FABBY	NORMA Duqueine D08	2:34.953	7 8	+9.246 +1.035	162.7
9	52 R. MAYDON / A. BRIGGS	LIGIER JS P3	2:36.116	5 11	+10.409 +1.163	161.5
10	17 C. D'ANSEBOURG / W. D'ANSEBOURG	PESCAROLO LMP1	2:36.973	6 6	+11.266 +0.857	160.6
11	2 M. GRAF VON OEYNHAUSEN-SIERSTORPFF	AUDI R8 GT3 LMS Ultra	2:41.377	4 6	+15.670 +4.404	156.2
12	51 C. VAN RIET / F. BOUVY	REYNARD 2 KQ LM Moper	2:43.325	9 10	+17.618 +1.948	154.4
13	111 G. HALLAU	NORMA M2000-1	2:47.690	6 7	+21.983 +4.365	150.4
MGTT						
1	8 C. WILKINS	LAMBORGHINI Huracan Super Trofeo Evo	2:40.282	7 10		157.3
2	5 D. HOWELL / S. DOYLE	FERRARI 488 Evo Challenge	2:40.652	2 10	+0.370 +0.370	156.9
3	7 D. MCINULTY / J. MCINULTY	LAMBORGHINI Huracan Super Trofeo Evo	2:43.985	8 9	+3.703 +3.333	153.8
4	488 J. MEEUWISSEN / T. MEEUWISSEN	FERRARI 488 Challenge	2:49.778	7 8	+9.496 +5.793	148.5
5	117 W. ASHMORE	FERRARI 430 Challenge	2:50.941	5 8	+10.659 +1.163	147.5
6	135 P. REYNOLDS / D. QUINTERO	GINETTA G55	2:52.014	4 8	+11.732 +1.073	146.6
7	120 G. FAWE	FERRARI 430 GT3		1		

CAR #5 - LAP 6 DELETED DUE TO TRACK LIMITS
 CAR #10 - LAP 6 DELETED DUE TO TRACK LIMITS
 CAR #135 - DROP OF 3 GRID POSITIONS - CAUSING A COLLISION

Published at:

Track Status: **WET**

Stewards Marc VAN GEEL, Chairman Arie KROEZE Alexandre MAGIS			Timekeeper Alberto Estébanez 
--	--	--	---



4-6-Masters End. Legends & GT Trophy

SPA SIX HOURS

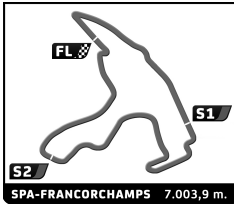
Qualifying 1

Provisional Classification by Driver Fastest Lap

No	Team	Car	Class	Driver	Time Lap	Total	Gap	Kph
1	23	BR 01	G2/P2	Yutaka TORIBA	2:25.707	11	11	173.0
2	6	PEUGEOT 90X	G2/P1	Stuart WILTSHIRE	2:29.680	9	11	3.973 3.973 168.5
3	36	BR 01	G2/P2	Maxwell LYNN	2:30.224	11	11	4.517 0.544 167.8
4	27	BR 01	G2/P2	Shaun LYNN	2:30.390	10	11	4.683 0.166 167.7
5	10	CHEVROLET Corvette C7R Daytona Prototype	G2/P1	Matteo FERRER-AZA	2:30.445	10	10	4.738 0.055 167.6
6	88	ORECA FLM09	G2/P3	James HAGAN	2:31.215	9	10	5.508 0.770 166.7
7	47	MORGAN Pescarolo 01	G2/P2	Matt GRAHAM	2:33.918	10	10	8.211 2.703 163.8
8	69	NORMA Duqueine D08	G2/P3	Jack FABBY	2:34.953	7	8	9.246 1.035 162.7
9	52	LIGIER JS P3	G2/P3	Ronald MAYDON	2:36.116	5	11	10.409 1.163 161.5
10	17	PESCAROLO LMP1	G2/P1	Christophe D'ANSEMOURG	2:36.973	6	6	11.266 0.857 160.6
11	8	LAMBORGHINI Huracan Super Trofeo Evo	G2/Corse	Craig WILKINS	2:40.282	7	10	14.575 3.309 157.3
12	5	FERRARI 488 Evo Challenge	G2/Corse	Darren HOWELL	2:40.652	2	10	14.945 0.370 156.9
13	2	AUDI R8 GT3 LMS Ultra	G2/GT3	Marcus GRAF VON OEYNSHAUSEN-SIERSTORPFF	2:41.377	4	6	15.670 0.725 156.2
14	51	REYNARD 2 KQ LM Moper	G1/P1	Christophe VAN RIET	2:43.325	9	10	17.618 1.948 154.4
15	7	LAMBORGHINI Huracan Super Trofeo Evo	G2/Corse	David MCINULTY	2:43.985	8	9	18.278 0.660 153.8
16	111	NORMA M2000-1	G1/P1	Georg HALLAU	2:47.690	6	7	21.983 3.705 150.4
17	488	FERRARI 488 Challenge	G2/Corse	Jac MEEUWISSEN	2:49.778	7	8	24.071 2.088 148.5
18	117	FERRARI 430 Challenge	G1/Corse	William ASHMORE	2:50.941	5	8	25.234 1.163 147.5
19	135	GINETTA G55	G2/GT4	Peter REYNOLDS	2:52.014	4	8	26.307 1.073 146.6
20	120	FERRARI 430 GT3	G1/GT3	Guy FAWE			1	
21	5	FERRARI 488 Evo Challenge	G2/Corse	Sean DOYLE				
22	7	LAMBORGHINI Huracan Super Trofeo Evo	G2/Corse	Jason MCINULTY				
23	17	PESCAROLO LMP1	G2/P1	Werner D'ANSEMOURG				
24	23	BR 01	G2/P2	Yuya HIRAKI				
25	47	MORGAN Pescarolo 01	G2/P2	Alvaro FONTES				
26	51	REYNARD 2 KQ LM Moper	G1/P1	Frederic BOUVY				
27	52	LIGIER JS P3	G2/P3	Alfie BRIGGS				
28	88	ORECA FLM09	G2/P3	Jake HILL				
29	135	GINETTA G55	G2/GT4	Daniel QUINTERO				
30	488	FERRARI 488 Challenge	G2/Corse	Ties MEEUWISSEN				

Published at:

Race Director Max BRAAMS	Timekeeper Alberto Estébanez
------------------------------------	--



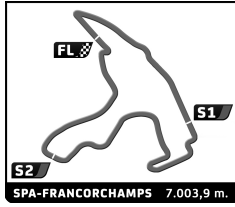
4-6-Masters End. Legends & GT Trophy

SPA SIX HOURS

Qualifying 1

Best Sector Times

Sector 1		Sector 2		Sector 3		No Team	Class	Ideal Lap	Best Lap		
No Driver	Time	No Driver	Time	No Driver	Time						
1	23 Y.TORIBA	40.297	23 Y.TORIBA	1:09.123	23 Y.TORIBA	36.287	1	23	G2/P2	2:25.707	2:25.707 (1)
2	6 S.WILTSHIRE	40.528	36 M.LYNN	1:10.391	10 M.FERRER-AZA	37.748	2	6	G2/P1	2:29.136	2:29.680 (2)
3	27 S.LYNN	41.268	6 S.WILTSHIRE	1:10.664	36 M.LYNN	37.761	3	36	G2/P2	2:29.626	2:30.224 (3)
4	10 M.FERRER-AZA	41.293	88 J.HAGAN	1:10.895	27 S.LYNN	37.906	4	10	G2/P1	2:30.278	2:30.445 (5)
5	36 M.LYNN	41.474	27 S.LYNN	1:11.159	6 S.WILTSHIRE	37.944	5	27	G2/P2	2:30.333	2:30.390 (4)
6	88 J.HAGAN	41.772	10 M.FERRER-AZA	1:11.237	47 M.GRAHAM	38.499	6	88	G2/P3	2:31.215	2:31.215 (6)
7	17 C.D'ANSEMBOURG	42.788	69 J.FABBY	1:12.495	88 J.HAGAN	38.548	7	47	G2/P2	2:33.877	2:33.918 (7)
8	47 M.GRAHAM	42.810	47 M.GRAHAM	1:12.568	52 R.MAYDON	39.130	8	69	G2/P3	2:34.671	2:34.953 (8)
9	69 J.FABBY	42.911	52 R.MAYDON	1:13.530	69 J.FABBY	39.265	9	52	G2/P3	2:36.116	2:36.116 (9)
10	8 C.WILKINS	43.236	17 C.D'ANSEMBOURG	1:13.651	5 D.HOWELL	40.096	10	17	G2/P1	2:36.571	2:36.973 (10)
11	52 R.MAYDON	43.456	2 M.GRAF VON OEYNHAUSEN-SIER	1:15.208	17 C.D'ANSEMBOURG	40.132	11	5	G2/Corse	2:39.785	2:40.652 (12)
12	5 D.HOWELL	43.786	5 D.HOWELL	1:15.903	8 C.WILKINS	40.700	12	8	G2/Corse	2:39.983	2:40.282 (11)
13	51 C.VAN RIET	43.893	8 C.WILKINS	1:16.047	2 M.GRAF VON OEYNHAUSEN-SIER	41.467	13	2	G2/GT3	2:41.377	2:41.377 (13)
14	111 G.HALLAU	44.309	7 D.MCINULTY	1:17.795	7 D.MCINULTY	41.720	14	7	G2/Corse	2:43.985	2:43.985 (15)
15	7 D.MCINULTY	44.470	135 P.REYNOLDS	1:19.273	111 G.HALLAU	42.575	15	51	G1/P1	2:45.856	2:43.325 (14)
16	2 M.GRAF VON OEYNHAUSEN-SIER	44.702	51 C.VAN RIET	1:19.324	51 C.VAN RIET	42.639	16	111	G1/P1	2:46.995	2:47.690 (16)
17	488 J.MEEUWISSEN	46.045	488 J.MEEUWISSEN	1:19.910	117 W.ASHMORE	43.223	17	488	G2/Corse	2:49.693	2:49.778 (17)
18	117 W.ASHMORE	46.413	111 G.HALLAU	1:20.111	488 J.MEEUWISSEN	43.738	18	117	G1/Corse	2:50.628	2:50.941 (18)
19	135 P.REYNOLDS	48.535	117 W.ASHMORE	1:20.992	135 P.REYNOLDS	44.020	19	135	G2/GT4	2:51.828	2:52.014 (19)




4-6-Masters End. Legends & GT Trophy

SPA SIX HOURS

Qualifying 1

Best Top Speed

Team	Car	Class	Top Speed	Top 1		Top 2		Top 3		Top 4		Top 5		
				Kph	Lap	Kph	Lap	Kph	Lap	Kph	Lap	Kph	Lap	Avg
23	BR 01	G2/P2	Y. TORIBA	264.1	9	263.4	11	260.2	8	257.1	7	248.3	10	258.6
27	BR 01	G2/P2	S. LYNN	264.1	10	261.5	11	253.5	9	248.3	7	248.3	5	255.1
36	BR 01	G2/P2	M. LYNN	260.2	11	259.6	6	255.3	4	251.7	7	243.8	10	254.1
8	LAMBORGHINI Huracan Super Trofeo Evo	G2/Corse	C. WILKINS	257.1	7	255.9	9	255.3	4	254.7	8	254.7	6	255.5
7	LAMBORGHINI Huracan Super Trofeo Evo	G2/Corse	D. MCINULTY	254.1	3	251.7	9	246.0	8	245.5	5	243.8	7	248.2
47	MORGAN Pescarolo 01	G2/P2	M. GRAHAM	247.7	9	242.2	10	237.9	8	228.3	7	219.1	6	235.0
10	CHEVROLET Corvette C7R Daytona Prototype	G2/P1	M. FERRER-AZA	247.1	10	242.7	8	234.3	9	233.8	7	228.8	2	237.3
5	FERRARI 488 Evo Challenge	G2/Corse	D. HOWELL	246.0	3	234.8	1	228.8	2	218.2	9	217.7	8	229.1
17	PESCAROLO LMP1	G2/P1	C. D'ANSEMBOURG	244.9	6	226.9	3	220.9	5	207.3	2	193.5	4	218.7
2	AUDI R8 GT3 LMS Ultra	G2/GT3	M. GRAF VON OEYNSHAUSEN-SIERST	238.4	3	238.4	4	237.9	2	229.3	5	205.3	1	229.9
6	PEUGEOT 90X	G2/P1	S. WILTSHIRE	236.8	11	235.8	10	231.3	7	228.3	8	225.0	4	231.4
88	ORECA FLM09	G2/P3	J. HAGAN	236.8	8	235.8	9	213.4	7	208.1	6	207.7	5	220.4
69	NORMA Duqueine D08	G2/P3	J. FABBY	235.3	8	232.3	7	231.3	2	230.3	3	223.1	4	230.5
117	FERRARI 430 Challenge	G1/Corse	W. ASHMORE	221.3	6	217.7	5	211.8	4	206.9	2	206.5	3	212.8
52	LIGIER JS P3	G2/P3	R. MAYDON	219.5	3	219.1	2	218.6	5	217.7	6	210.5	1	217.1
111	NORMA M2000-1	G1/P1	G. HALLAU	219.1	5	214.3	7	211.4	6	206.5	4	203.4	3	210.9
51	REYNARD 2 KQ LM Moper	G1/P1	C. VAN RIET	218.6	3	211.8	4	203.0	5	200.4	2	195.3	9	205.8
488	FERRARI 488 Challenge	G2/Corse	J. MEEUWISSEN	218.2	4	215.6	2	210.1	3	209.7	7	193.9	1	209.5
135	GINETTA G55	G2/GT4	P. REYNOLDS	201.1	8	195.7	4	189.5	5	187.5	3	187.2	2	192.2
120	FERRARI 430 GT3	G1/GT3	G. FAWE	120.3	1									120.3




4-6-Masters End. Legends & GT Trophy

SPA SIX HOURS

Qualifying 1

Fastest Lap Sequence

Elapsed	No Team	Car	Class	Driver	Time	Kph	Lap
5:25.435	5	FERRARI 488 Evo Challenge	G2/Corse	Darren HOWELL	2:40.652	156.9	2
5:34.697	10	CHEVROLET Corvette C7R Daytona Prototyp	G2/P1	Matteo FERRER-AZA	2:33.133	164.7	2
10:40.610	10	CHEVROLET Corvette C7R Daytona Prototyp	G2/P1	Matteo FERRER-AZA	2:32.742	165.1	4
11:22.562	6	PEUGEOT 90X	G2/P1	Stuart WILTSHIRE	2:32.561	165.3	4
11:32.501	36	BR 01	G2/P2	Maxwell LYNN	2:32.220	165.6	4
16:27.958	6	PEUGEOT 90X	G2/P1	Stuart WILTSHIRE	2:32.149	165.7	6
16:36.836	36	BR 01	G2/P2	Maxwell LYNN	2:31.742	166.2	6
21:37.175	23	BR 01	G2/P2	Yutaka TORIBA	2:29.601	168.5	7
24:06.229	23	BR 01	G2/P2	Yutaka TORIBA	2:29.054	169.2	8
26:34.226	23	BR 01	G2/P2	Yutaka TORIBA	2:27.997	170.4	9
31:32.134	23	BR 01	G2/P2	Yutaka TORIBA	2:25.707	173.0	11



4-6-Masters End. Legends & GT Trophy


SPA SIX HOURS

Qualifying 1

Sector Analysis

Personal Best Session Best B Crossing the pit lane

Lap	D	Time	Sector 1	Sector 2	Sector 3	T.Spd	Elapsed	Lap	D	Time	Sector 1	Sector 2	Sector 3	T.Spd	Elapsed
2								AUDI R8 GT3 LMS Ultra G2/GT3							
1.Marcus GRAF VON OEYN															
1	1	3:10.417	1:06.382	1:20.832	43.203	205.3	3:10.417	7	1	2:40.282	43.535	1:16.047	40.700	257.1	20:55.393
2	1	2:42.883	45.318	1:15.332	42.233	237.9	5:53.300	8	1	2:44.638	43.458	1:18.483	42.697	254.7	23:40.031
3	1	2:43.096	46.158	1:15.332	41.606	238.4	8:36.396	9	1	2:50.666 B	43.236	1:16.358	51.072	255.9	26:30.697
4	1	2:41.377	44.702	1:15.208	41.467	238.4	11:17.773	10	1	4:07.542 B	1:59.297	1:16.968	51.277	243.2	30:38.239
5	1	3:11.771 B	45.205	1:21.323	1:05.243	229.3	14:29.544								
6	1	8:53.898 B	6:33.393	1:25.216	55.289	174.8	23:23.442								
5								FERRARI 488 Evo Challenge G2/Corse							
1.Darren HOWELL															
2.Sean DOYLE															
1	1	2:44.783	47.692	1:16.995	40.096	234.8	2:44.783	1	1	3:01.564	1:04.610	1:17.396	39.558	184.6	3:01.564
2	1	2:40.652	44.074	1:15.903	40.675	228.8	5:25.435	2	1	2:33.133	42.895	1:11.644	38.594	228.8	5:34.697
3	1	2:49.003 B	43.786	1:16.582	48.635	246.0	8:14.438	3	1	2:33.171	42.109	1:12.091	38.971	220.9	8:07.868
4	1	4:59.417	2:44.814	1:28.728	45.875	206.1	13:13.855	4	1	2:32.742	42.133	1:11.720	38.889	227.4	10:40.610
5	1	2:56.772	46.453	1:24.221	46.098	211.4	16:10.627	5	1	2:32.424	41.825	1:11.666	38.933	224.5	13:13.034
6	1	2:58.745	46.175	1:23.251	49.319	208.1	19:09.372	6	1	2:43.592 B	42.791	1:14.433	46.368	208.5	15:56.626
7	1	3:01.271	46.901	1:28.269	46.101	206.5	22:10.643	7	1	7:29.345	5:38.136	1:12.615	38.594	233.8	23:25.971
8	1	2:55.164	46.150	1:23.802	45.212	217.7	25:05.807	8	1	2:31.141	41.538	1:11.549	38.054	242.7	25:57.112
9	1	2:56.269	46.049	1:23.301	46.919	218.2	28:02.076	9	1	2:33.348	41.293	1:12.576	39.479	234.3	28:30.460
10	1	2:53.285	46.446	1:22.779	44.060	215.6	30:55.361	10	1	2:30.445	41.460	1:11.237	37.748	247.1	31:00.905
6								PEUGEOT 90X G2/P1							
1.Stuart WILTSHIRE															
1	1	3:35.171	1:28.309	1:21.984	44.878	185.9	3:35.171	1	1	3:37.527	1:27.607	1:25.053	44.867	175.3	3:37.527
2	1	2:38.216	42.913	1:14.298	41.005	213.9	6:13.387	2	1	2:40.377	44.363	1:15.637	40.377	207.3	6:17.904
3	1	2:36.614	42.430	1:14.439	39.745	211.4	8:50.001	3	1	3:54.858 B	42.788	1:56.364	1:15.706	226.9	10:12.762
4	1	2:32.561	41.546	1:12.208	38.807	225.0	11:22.562	4	1	15:06.775	...	1:16.893	40.813	193.5	25:19.537
5	1	2:33.247	41.563	1:12.232	39.452	223.1	13:55.809	5	1	2:38.443	43.534	1:14.464	40.445	220.9	27:57.980
6	1	2:32.149	41.735	1:11.748	38.666	222.7	16:27.958	6	1	2:36.973	43.190	1:13.651	40.132	244.9	30:34.953
7	1	2:40.509 B	41.785	1:11.917	46.807	231.3	19:08.467								
8	1	4:25.123	2:32.833	1:13.349	38.941	228.3	23:33.590								
9	1	2:29.680	40.718	1:10.981	37.981	223.1	26:03.270								
10	1	2:30.247	40.528	1:10.664	39.055	235.8	28:33.517								
11	1	2:29.760	41.026	1:10.790	37.944	236.8	31:03.277								
7								LAMBORGHINI Huracan Super Trofeo Evo G2/Corse							
1.David MCINULTY															
2.Jason MCINULTY															
1	1	2:59.315	53.239	1:21.666	44.410	233.8	2:59.315	1	1	3:35.443	1:28.858	1:21.921	44.664	155.4	3:35.443
2	1	2:53.322	45.649	1:21.909	45.764	223.1	5:52.637	2	1	2:38.806	43.421	1:14.430	40.955	208.1	6:14.249
3	1	3:04.077 B	46.018	1:20.421	57.638	254.1	8:56.714	3	1	2:37.338	42.573	1:15.558	39.207	227.4	8:51.587
4	1	7:25.981	5:17.928	1:22.811	45.242	219.1	16:22.695	4	1	2:33.995	42.550	1:12.980	38.465	232.3	11:25.582
5	1	2:49.111	45.674	1:20.761	42.676	245.5	19:11.806	5	1	3:01.793 B	44.245	1:16.160	1:01.388	225.0	14:27.375
6	1	2:48.291	45.026	1:21.316	41.949	214.3	22:00.097	6	1	4:40.199	2:46.101	1:14.608	39.490	220.0	19:07.574
7	1	2:45.022	45.055	1:17.966	42.001	243.8	24:45.119	7	1	2:29.601	41.365	1:10.611	37.625	257.1	21:37.175
8	1	2:43.985	44.470	1:17.795	41.720	246.0	27:29.104	8	1	2:29.054	40.785	1:10.472	37.797	260.2	24:06.229
9	1	2:44.995	44.545	1:18.595	41.855	251.7	30:14.099	9	1	2:27.997	40.340	1:10.716	36.941	264.1	26:34.226
10 1 2:32.201 40.655 1:14.542 37.004 248.3 29:06.427															
11 1 2:25.707 40.297 1:09.123 36.287 263.4 31:32.134															
27								BR 01 G2/P2							
1.Shaun LYNN															
1	1	3:05.640	1:02.919	1:18.865	43.856	187.2	3:05.640	1	1	3:05.640	1:02.919	1:18.865	43.856	187.2	3:05.640
2	1	2:40.793	43.915	1:16.205	40.673	234.8	5:46.433	2	1	2:40.793	43.915	1:16.205	40.673	234.8	5:46.433
3	1	2:38.008	43.292	1:14.421	40.295	242.7	8:24.441	3	1	2:38.008	43.292	1:14.421	40.295	242.7	8:24.441
4	1	2:35.863	42.720	1:13.899	39.244	246.0	11:00.304	4	1	2:35.863	42.720	1:13.899	39.244	246.0	11:00.304
5	1	2:34.668	42.596	1:12.949	39.123	248.3	13:34.972	5	1	2:34.668	42.596	1:12.949	39.123	248.3	13:34.972
6	1	2:34.946	42.361	1:12.989	39.596	246.6	16:09.918	6	1	2:34.946	42.361	1:12.989	39.596	246.6	16:09.918
7	1	2:43.748 B	42.794	1:13.652	47.302	248.3	18:53.666	7	1	2:43.748 B	42.794	1:13.652	47.302	248.3	18:53.666
8	1	4:45.411	2:52.616	1:13.104	39.691	226.9	23:39.077	8	1	4:45.411	2:52.616	1:13.104	39.691	226.9	23:39.077
9	1	2:31.192	41.959	1:11.159	38.074	253.5	26:10.269	9	1	2:31.192	41.959	1:11.159	38.074	253.5	26:10.269
10	1	2:30.390	41.268	1:11.216	37.906	264.1	28:40.659	10	1	2:30.390	41.268	1:11.216	37.906	264.1	28:40.659
11	1	2:52.145 B	41.405	1:18.409	52.331	261.5	31:32.804	11	1	2:52.145 B	41.405	1:18.409	52.331	261.5	31:32.804
36								BR 01 G2/P2							
1.Maxwell LYNN															



4-6-Masters End. Legends & GT Trophy

SPA SIX HOURS

Qualifying 1

Sector Analysis

Personal Best Session Best Crossing the pit lane

Lap	D	Time	Sector 1	Sector 2	Sector 3	T.Spd	Elapsed	Lap	D	Time	Sector 1	Sector 2	Sector 3	T.Spd	Elapsed
1	1	3:38.555	1:41.114	1:15.620	41.821	209.3	3:38.555	4	1	2:37.702	43.666	1:13.993	40.043	223.1	11:05.200
2	1	2:46.255	43.978	1:15.809	46.468	205.3	6:24.810	5	1	2:58.993B	46.725	1:19.691	52.577	191.8	14:04.193
3	1	2:35.471	42.268	1:14.003	39.200	238.4	9:00.281	6	1	7:38.284	5:42.611	1:15.890	39.783	217.3	21:42.477
4	1	2:32.220	42.255	1:11.632	38.333	255.3	11:32.501	7	1	2:34.953	43.193	1:12.495	39.265	232.3	24:17.430
5	1	2:32.593	41.474	1:12.191	38.928	242.2	14:05.094	8	1	2:47.375B	42.911	1:13.369	51.095	235.3	27:04.805
6	1	2:31.742	41.803	1:11.386	38.553	259.6	16:36.836								
7	1	2:44.651B	42.346	1:12.334	49.971	251.7	19:21.487								
8	1	5:04.502	3:01.535	1:18.402	44.565	207.3	24:25.989								
9	1	2:34.135	42.840	1:11.590	39.705	231.3	27:00.124								
10	1	2:31.521	42.635	1:10.835	38.051	243.8	29:31.645								
11	1	2:30.224	42.072	1:10.391	37.761	260.2	32:01.869								

47		1.Matt GRAHAM 2.Alvaro FONTES		MORGAN Pescarolo 01 G2/P2			
1	1	3:38.816	1:20.488	1:28.465	49.863	180.9	3:38.816
2	1	2:58.342	47.150	1:25.190	46.002	180.0	6:37.158
3	1	2:56.382	45.944	1:24.839	45.599	207.3	9:33.540
4	1	3:00.975B	45.918	1:20.831	54.226	203.8	12:34.515
5	1	4:32.715	2:36.141	1:15.844	40.730	210.5	17:07.230
6	1	2:39.574	43.913	1:14.126	41.535	219.1	19:46.804
7	1	2:36.671	43.343	1:13.546	39.782	228.3	22:23.475
8	1	2:35.004	43.120	1:13.340	38.544	237.9	24:58.479
9	1	2:34.287	42.819	1:12.568	38.900	247.7	27:32.766
10	1	2:33.918	42.810	1:12.609	38.499	242.2	30:06.684

51		1.Christophe VAN RIET 2.Frederic BOUVY		REYNARD 2 KG LM Moper G1/P1			
1	1	3:42.256	1:28.169		153.6	3:42.256	
2	1	2:50.682	44.821		200.4	6:32.938	
3	1	2:45.101	44.477		218.6	9:18.039	
4	1	2:43.905	43.893		211.8	12:01.944	
5	1	2:55.882B	45.421		203.0	14:57.826	
6	1	5:19.358	3:12.001		174.8	20:17.184	
7	1	2:47.220	45.656		182.1	23:04.404	
8	1	2:47.212	45.249	1:19.324	42.639	179.4	25:51.616
9	1	2:43.325	44.302		195.3	28:34.941	
10	1	3:02.817B	44.270		192.2	31:37.758	

52		1.Ronald MAYDON 2.Alfie BRIGGS		LIGIER JS P3 G2/P3			
1	1	3:07.350	1:06.331	1:19.325	41.694	210.5	3:07.350
2	1	2:44.072	44.675	1:16.408	42.989	219.1	5:51.422
3	1	2:38.697	44.166	1:14.621	39.910	219.5	8:30.119
4	1	2:37.521	43.847	1:14.233	39.441	205.3	11:07.640
5	1	2:36.116	43.456	1:13.530	39.130	218.6	13:43.756
6	1	2:46.863B	43.781	1:14.773	48.309	217.7	16:30.619
7	1	4:49.520	2:36.050	1:26.345	47.125	152.3	21:20.139
8	1	2:51.718	48.411	1:19.219	44.088	190.5	24:11.857
9	1	2:50.645	45.766	1:19.667	45.212	199.3	27:02.502
10	1	2:47.393	46.238	1:18.375	42.780	206.5	29:49.895
11	1	2:44.279	46.221	1:16.183	41.875	209.7	32:34.174

69		1.Jack FABBY		NORMA Duqueine D08 G2/P3			
1	1	3:08.496	1:12.220	1:15.206	41.070	216.0	3:08.496
2	1	2:41.980	44.594	1:15.816	41.570	231.3	5:50.476
3	1	2:37.022	43.537	1:13.960	39.525	230.3	8:27.498

88		1.James HAGAN 2.Jake HILL		ORECA FLM09 G2/P3			
1	1	4:01.396	1:49.794	1:26.655	44.947	178.8	4:01.396
2	1	2:50.760	45.609	1:20.642	44.509	197.4	6:52.156
3	1	2:53.734	45.240	1:22.235	46.259	202.2	9:45.890
4	1	2:49.203	45.385	1:19.944	43.874	198.9	12:35.093
5	1	2:49.780	44.829	1:20.675	44.276	207.7	15:24.873
6	1	3:12.557B	46.263	1:27.403	58.891	208.1	18:37.430
7	1	4:36.289	2:42.804	1:13.525	39.960	213.4	23:13.719
8	1	2:33.894	42.088	1:12.436	39.370	236.8	25:47.613
9	1	2:31.215	41.772	1:10.895	38.548	235.8	28:18.828
10	1	3:17.365B	48.017	1:27.778	1:01.570	160.5	31:36.193

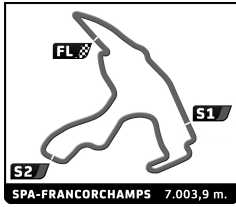
111		1.Georg HALLAU		NORMA M2000-1 G1/P1			
1	1	3:34.502	1:18.926	1:29.118	46.458	188.8	3:34.502
2	1	2:59.083	48.374	1:25.033	45.676	172.8	6:33.585
3	1	2:53.780	45.401	1:24.314	44.065	203.4	9:27.365
4	1	2:51.634	44.729	1:23.356	43.549	206.5	12:18.999
5	1	2:50.032	45.115	1:21.712	43.205	219.1	15:09.031
6	1	2:47.690	44.309	1:20.806	42.575	211.4	17:56.721
7	1	3:02.392B	45.236	1:20.111	57.045	214.3	20:59.113

117		1.William ASHMORE		FERRARI 430 Challenge G1/Corse			
1	1	3:21.309	1:13.599	1:24.003	43.707	169.8	3:21.309
2	1	2:52.598	46.703	1:21.881	44.014	206.9	6:13.907
3	1	2:53.585	47.515	1:22.124	43.946	206.5	9:07.492
4	1	2:50.961	46.745	1:20.993	43.223	211.8	11:58.453
5	1	2:50.941	46.466	1:20.992	43.483	217.7	14:49.394
6	1	3:04.215B	46.413	1:22.651	55.151	221.3	17:53.609
7	1	5:48.751	3:25.612	1:33.300	49.839	191.5	23:42.360
8	1	3:21.413B	52.136	1:30.259	59.018	192.9	27:03.773

120		1.Guy FAWE		FERRARI 430 GT3 G1/GT3			
1	1	6:12.472B	3:21.869	1:40.715	1:09.888	120.3	6:12.472

135		1.Peter REYNOLDS 2.Daniel QUINTERO		GINETTA G55 G2/GT4			
1	1	3:14.837	1:07.745	1:22.320	44.772	180.3	3:14.837
2	1	2:53.772	49.095	1:20.107	44.570	187.2	6:08.609
3	1	2:55.875	48.937	1:22.918	44.020	187.5	9:04.484
4	1	2:52.014	48.535	1:19.273	44.206	195.7	11:56.498
5	1	3:06.429B	49.005	1:23.033	54.391	189.5	15:02.927
6	1	7:14.219B	4:47.845	1:29.974	56.400	171.4	22:17.146
7	1	5:51.493	3:35.871	1:28.067	47.555	175.9	28:08.639
8	1	3:05.626	50.737	1:28.057	46.832	201.1	31:14.265

488		1.Jac MEEUWISSEN 2.Ties MEEUWISSEN		FERRARI 488 Challenge G2/Corse	
-----	--	---------------------------------------	--	-----------------------------------	--



4-6-Masters End. Legends & GT Trophy

SPA SIX HOURS

Qualifying 1

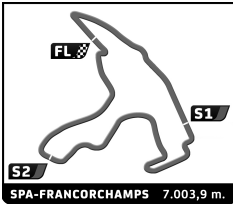
Sector Analysis

■ Personal Best

■ Session Best

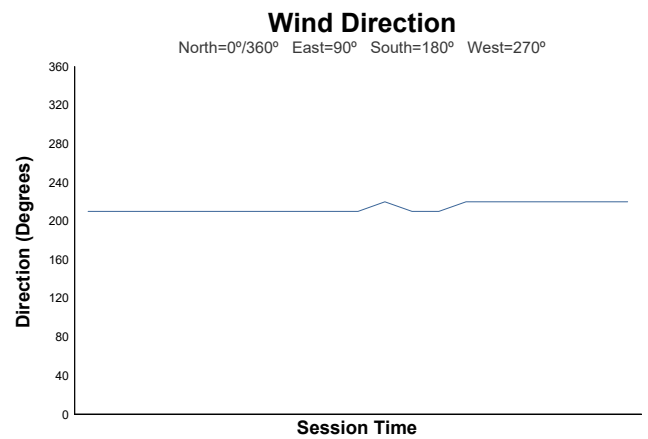
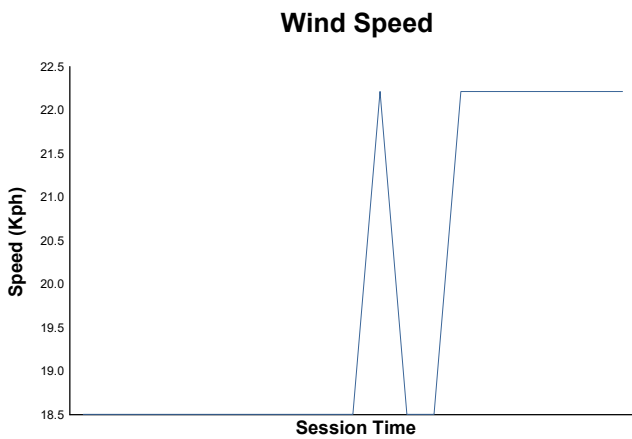
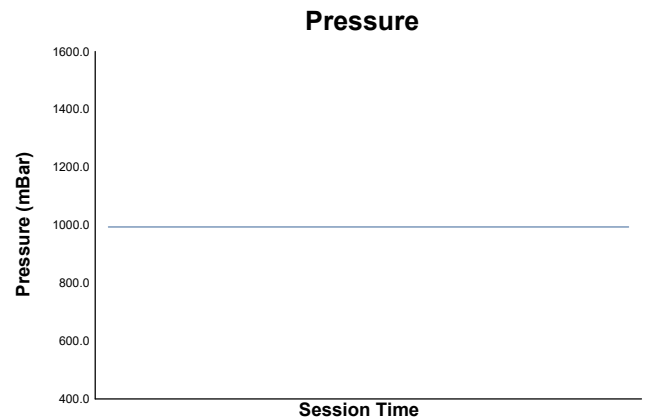
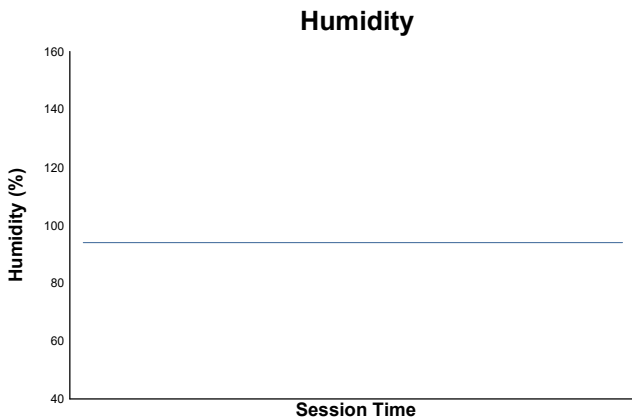
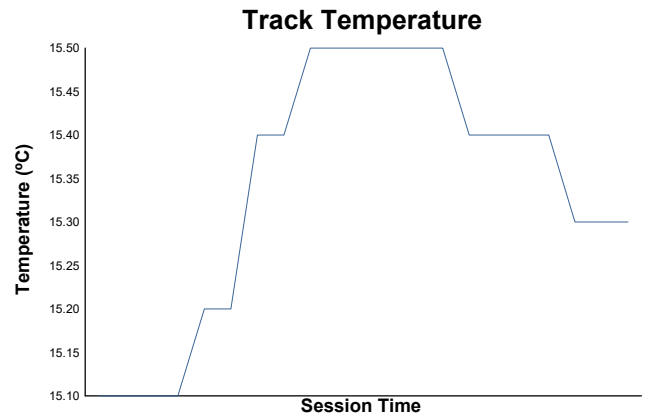
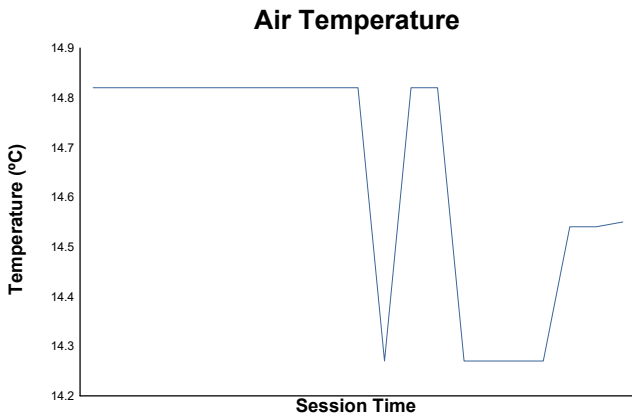
B Crossing the pit lane

Lap	D	Time	Sector 1	Sector 2	Sector 3	T.Sp	Elapsed	Lap	D	Time	Sector 1	Sector 2	Sector 3	T.Sp	Elapsed
1	1	3:09.968	56.636	1:24.060	49.272	193.9	3:09.968								
2	1	2:53.602	48.243	1:21.320	44.039	215.6	6:03.570								
3	1	2:53.452	46.440	1:23.274	43.738	210.1	8:57.022								
4	1	2:51.565	46.388	1:21.409	43.768	218.2	11:48.587								
5	1	3:07.490 B	47.179	1:24.613	55.698	193.9	14:56.077								
6	1	4:52.373	2:42.473	1:24.113	45.787	184.9	19:48.450								
7	1	2:49.778	46.045	1:19.910	43.823	209.7	22:38.228								
8	1	3:31.741 B	55.263	1:33.121	1:03.357	159.8	26:09.969								




SPA SIX HOURS 4-6-Masters End. Legends & GT Trophy Qualifying 1

Weather Report



Track Status: **WET**



4-6-Masters End. Legends & GT Trophy

SPA SIX HOURS

Qualifying 2

Final Classification

No Drivers	Team	Car	Cl.	Time	Lap Total	Gap	Kph
1 69 J. FABBY		NORMA Duqueine D08	G2/P3	2:47.287	8 8	- -	150.7
2 5 D. HOWELL / S. DOYLE		FERRARI 488 Evo Challenge	G2/Corse	2:50.731	2 5	+3.444 +3.444	147.7
3 17 C. D'ANSEMOURG / W. D'ANSEMOURG		PESCAROLO LMP1	G2/P1	2:51.577	4 6	+4.290 +0.846	147.0
4 23 Y. TORIBA / Y. HIRAKI		BR 01	G2/P2	2:52.585	6 8	+5.298 +1.008	146.1
5 6 S. WILTSHIRE		PEUGEOT 90X	G2/P1	2:54.466	3 4	+7.179 +1.881	144.5
6 52 R. MAYDON / A. BRIGGS		LIGIER JS P3	G2/P3	2:56.059	8 10	+8.772 +1.593	143.2
7 36 M. LYNN / M. FRANCHITTI		BR 01	G2/P2	2:59.296	2 3	+12.009 +3.237	140.6
8 117 W. ASHMORE		FERRARI 430 Challenge	G1/Corse	3:00.939	10 10	+13.652 +1.643	139.4
9 488 J. MEEUWISSEN / T. MEEUWISSEN		FERRARI 488 Challenge	G2/Corse	3:01.638	8 9	+14.351 +0.699	138.8
10 8 C. WILKINS		LAMBORGHINI Huracan Super Trofeo Evo	G2/Corse	3:03.692	2 3	+16.405 +2.054	137.3
11 27 S. LYNN		BR 01	G2/P2	3:03.963	6 7	+16.676 +0.271	137.1
12 47 M. GRAHAM / A. FONTES		MORGAN Pescarolo 01	G2/P2	3:14.060	3 8	+26.773+10.097	129.9
13 135 P. REYNOLDS / D. QUINTERO		GINETTA G55	G2/GT4	3:21.517	3 4	+34.230 +7.457	125.1
14 111 G. HALLAU		NORMA M2000-1	G1/P1	3:29.016	2 3	+41.729 +7.499	120.6
15 7 D. MCINULTY / J. MCINULTY		LAMBORGHINI Huracan Super Trofeo Evo	G2/Corse				
16 10 M. FERRER-AZA		CHEVROLET Corvette C7R Daytona Prototype	G2/P1				
17 51 C. VAN RIET / F. BOUVY		REYNARD 2 KQ LM Moper	G1/P1				
18 88 J. HAGAN / J. HILL		ORECA FLM09	G2/P3				
19 120 G. FAWE		FERRARI 430 GT3	G1/GT3				


Fastest Lap: Lap 8 | Jack FABBY | **2:47.287** | 150.7 Kph

CAR #27 - FASTEST LAP TIME DELETED FOR CROSSING THE WHITE LINE AT PIT EXIT

Published at:

Track Status: **WET**

Stewards Marc VAN GEEL, Chairman Arie KROEZE Alexandre MAGIS			Timekeeper Alberto Estébanez
--	--	--	--



4-6-Masters End. Legends & GT Trophy

SPA SIX HOURS

Qualifying 2

Final Classification by Class


No Drivers	Team	Car	Time	Lap Total	Gap	Kph
G1/P1						
1 111 G. HALLAU		NORMA M2000-1	3:29.016	2 3		120.6
2 51 C. VAN RIET / F. BOUVY		REYNARD 2 KQ LM Moper				
G2/GT4						
1 135 P. REYNOLDS / D. QUINTERO		GINETTA G55	3:21.517	3 4		125.1
G2/Corse						
1 5 D. HOWELL / S. DOYLE		FERRARI 488 Evo Challenge	2:50.731	2 5		147.7
2 488 J. MEEUWISSEN / T. MEEUWISSEN		FERRARI 488 Challenge	3:01.638	8 9	+10.907 +10.907	138.8
3 8 C. WILKINS		LAMBORGHINI Huracan Super Trofeo Evo	3:03.692	2 3	+12.961 +2.054	137.3
4 7 D. MCINULTY / J. MCINULTY		LAMBORGHINI Huracan Super Trofeo Evo				
G2/P3						
1 69 J. FABBY		NORMA Duqueine D08	2:47.287	8 8		150.7
2 52 R. MAYDON / A. BRIGGS		LIGIER JS P3	2:56.059	8 10	+8.772 +8.772	143.2
3 88 J. HAGAN / J. HILL		ORECA FLM09				
G1/Corse						
1 117 W. ASHMORE		FERRARI 430 Challenge	3:00.939	10 10		139.4
G2/P1						
1 17 C. D'ANSEBOURG / W. D'ANSEBOURG		PESCAROLO LMP1	2:51.577	4 6		147.0
2 6 S. WILTSHIRE		PEUGEOT 90X	2:54.466	3 4	+2.889 +2.889	144.5
3 10 M. FERRER-AZA		CHEVROLET Corvette C7R Daytona Prototyp				
G2/P2						
1 23 Y. TORIBA / Y. HIRAKI		BR 01	2:52.585	6 8		146.1
2 36 M. LYNN / M. FRANCHITTI		BR 01	2:59.296	2 3	+6.711 +6.711	140.6
3 27 S. LYNN		BR 01	3:03.963	6 7	+11.378 +4.667	137.1
4 47 M. GRAHAM / A. FONTES		MORGAN Pescarolo 01	3:14.060	3 8	+21.475 +10.097	129.9
G1/GT3						
1 120 G. FAWE		FERRARI 430 GT3				

CAR #27 - FASTEST LAP TIME DELETED FOR CROSSING THE WHITE LINE AT PIT EXIT

Published at:

Track Status: **WET**

Stewards Marc VAN GEEL, Chairman Arie KROEZE Alexandre MAGIS			Timekeeper Alberto Estébanez		
--	--	--	--	--	--



4-6-Masters End. Legends & GT Trophy

SPA SIX HOURS

Qualifying 2

Final Classification by Group


No Drivers	Team	Car	Time	Lap Total	Gap	Kph
MGTT						
1	5 D. HOWELL / S. DOYLE	FERRARI 488 Evo Challenge	2:50.731	2 5		147.7
2	117 W. ASHMORE	FERRARI 430 Challenge	3:00.939	10 10	+10.208 +10.208	139.4
3	488 J. MEEUWISSEN / T. MEEUWISSEN	FERRARI 488 Challenge	3:01.638	8 9	+10.907 +0.699	138.8
4	8 C. WILKINS	LAMBORGHINI Huracan Super Trofeo Evo	3:03.692	2 3	+12.961 +2.054	137.3
5	135 P. REYNOLDS / D. QUINTERO	GINETTA G55	3:21.517	3 4	+30.786 +17.825	125.1
6	7 D. MCINULTY / J. MCINULTY	LAMBORGHINI Huracan Super Trofeo Evo				
7	120 G. FAWE	FERRARI 430 GT3				
MEL						
1	69 J. FABBY	NORMA Duqueine D08	2:47.287	8 8		150.7
2	17 C. D'ANSEBOURG / W. D'ANSEBOURG	PESCAROLO LMP1	2:51.577	4 6	+4.290 +4.290	147.0
3	23 Y. TORIBA / Y. HIRAKI	BR 01	2:52.585	6 8	+5.298 +1.008	146.1
4	6 S. WILTSHIRE	PEUGEOT 90X	2:54.466	3 4	+7.179 +1.881	144.5
5	52 R. MAYDON / A. BRIGGS	LIGIER JS P3	2:56.059	8 10	+8.772 +1.593	143.2
6	36 M. LYNN / M. FRANCHITTI	BR 01	2:59.296	2 3	+12.009 +3.237	140.6
7	27 S. LYNN	BR 01	3:03.963	6 7	+16.676 +4.667	137.1
8	47 M. GRAHAM / A. FONTES	MORGAN Pescarolo 01	3:14.060	3 8	+26.773 +10.097	129.9
9	111 G. HALLAU	NORMA M2000-1	3:29.016	2 3	+41.729 +14.956	120.6
10	10 M. FERRER-AZA	CHEVROLET Corvette C7R Daytona Prototyp				
11	51 C. VAN RIET / F. BOUVY	REYNARD 2 KQ LM Moper				
12	88 J. HAGAN / J. HILL	ORECA FLM09				

CAR #27 - FASTEST LAP TIME DELETED FOR CROSSING THE WHITE LINE AT PIT EXIT

Published at:

Track Status: **WET**

Stewards Marc VAN GEEL, Chairman Arie KROEZE Alexandre MAGIS			Timekeeper Alberto Estébanez 
--	--	--	---




4-6-Masters End. Legends & GT Trophy SPA SIX HOURS Qualifying 2

Final Classification by Driver Fastest Lap

No	Team	Car	Class	Driver	Time	Lap	Total	Gap	Kph
1	69	NORMA Duqueine D08	G2/P3	Jack FABBY	2:47.287	8	8		150.7
2	5	FERRARI 488 Evo Challenge	G2/Corse	Darren HOWELL	2:50.731	2	5	3.444	3.444
3	17	PESCAROLO LMP1	G2/P1	Christophe D'ANSEMBOURG	2:51.577	4	6	4.290	0.846
4	23	BR 01	G2/P2	Yutaka TORIBA	2:52.585	6	8	5.298	1.008
5	6	PEUGEOT 90X	G2/P1	Stuart WILTSHIRE	2:54.466	3	4	7.179	1.881
6	52	LIGIER JS P3	G2/P3	Ronald MAYDON	2:56.059	8	10	8.772	1.593
7	36	BR 01	G2/P2	Maxwell LYNN	2:59.296	2	3	12.009	3.237
8	117	FERRARI 430 Challenge	G1/Corse	William ASHMORE	3:00.939	10	10	13.652	1.643
9	488	FERRARI 488 Challenge	G2/Corse	Jac MEEUWISSEN	3:01.638	8	9	14.351	0.699
10	8	LAMBORGHINI Huracan Super Trofeo Evo	G2/Corse	Craig WILKINS	3:03.692	2	3	16.405	2.054
11	27	BR 01	G2/P2	Shaun LYNN	3:03.963	6	7	16.676	0.271
12	47	MORGAN Pescarolo 01	G2/P2	Matt GRAHAM	3:14.060	3	8	26.773	10.097
13	135	GINETTA G55	G2/GT4	Peter REYNOLDS	3:21.517	3	4	34.230	7.457
14	111	NORMA M2000-1	G1/P1	Georg HALLAU	3:29.016	2	3	41.729	7.499
15	5	FERRARI 488 Evo Challenge	G2/Corse	Sean DOYLE					
16	7	LAMBORGHINI Huracan Super Trofeo Evo	G2/Corse	Jason MCINULTY					
17	7	LAMBORGHINI Huracan Super Trofeo Evo	G2/Corse	David MCINULTY					
18	10	CHEVROLET Corvette C7R Daytona Prototype	G2/P1	Matteo FERRER-AZA					
19	17	PESCAROLO LMP1	G2/P1	Werner D'ANSEMBOURG					
20	23	BR 01	G2/P2	Yuya HIRAKI					
21	36	BR 01	G2/P2	Marino FRANCHITTI					
22	47	MORGAN Pescarolo 01	G2/P2	Alvaro FONTES					
23	51	REYNARD 2 KQ LM Moper	G1/P1	Frederic BOUVY					
24	51	REYNARD 2 KQ LM Moper	G1/P1	Christophe VAN RIET					
25	52	LIGIER JS P3	G2/P3	Alfie BRIGGS					
26	88	ORECA FLM09	G2/P3	Jake HILL					
27	88	ORECA FLM09	G2/P3	James HAGAN					
28	120	FERRARI 430 GT3	G1/GT3	Guy FAWE					
29	135	GINETTA G55	G2/GT4	Daniel QUINTERO					
30	488	FERRARI 488 Challenge	G2/Corse	Ties MEEUWISSEN					

Published at:

Stewards Marc VAN GEEL, Chairman Arie KROEZE Alexandre MAGIS	Timekeeper Alberto Estébanez
--	--



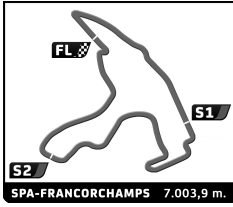
4-6-Masters End. Legends & GT Trophy

SPA SIX HOURS

Qualifying 2

Best Sector Times

Sector 1		Sector 2		Sector 3		No Team	Class	Ideal Lap	Best Lap		
No Driver	Time	No Driver	Time	No Driver	Time						
1	69 J.FABBY	45.690	69 J.FABBY	1:19.738	69 J.FABBY	41.829	1	69	G2/P3	2:47.257	2:47.287 (1)
2	23 Y.TORIBA	46.009	5 D.HOWELL	1:20.444	23 Y.TORIBA	42.985	2	5	G2/Corse	2:49.561	2:50.731 (2)
3	5 D.HOWELL	46.111	17 C.D'ANSEMBOURG	1:20.510	5 D.HOWELL	43.006	3	17	G2/P1	2:50.281	2:51.577 (3)
4	17 C.D'ANSEMBOURG	46.262	23 Y.TORIBA	1:22.037	17 C.D'ANSEMBOURG	43.509	4	23	G2/P2	2:51.031	2:52.585 (4)
5	52 R.MAYDON	46.860	6 S.WILTSHIRE	1:22.473	36 M.LYNN	44.159	5	6	G2/P1	2:54.466	2:54.466 (5)
6	27 S.LYNN	47.450	36 M.LYNN	1:22.829	6 S.WILTSHIRE	44.232	6	36	G2/P2	2:55.424	2:59.296 (7)
7	6 S.WILTSHIRE	47.761	52 R.MAYDON	1:23.918	52 R.MAYDON	44.719	7	52	G2/P3	2:55.497	2:56.059 (6)
8	36 M.LYNN	48.436	117 W.ASHMORE	1:25.467	488 J.MEEUWISSEN	46.063	8	117	G1/Corse	3:00.823	3:00.939 (8)
9	488 J.MEEUWISSEN	48.671	27 S.LYNN	1:26.263	117 W.ASHMORE	46.218	9	27	G2/P2	3:01.612	3:03.963 (11)
10	117 W.ASHMORE	49.138	8 C.WILKINS	1:26.754	8 C.WILKINS	46.853	10	488	G2/Corse	3:01.638	3:01.638 (9)
11	8 C.WILKINS	49.358	488 J.MEEUWISSEN	1:26.904	27 S.LYNN	47.899	11	8	G2/Corse	3:02.965	3:03.692 (10)
12	47 M.GRAHAM	49.853	47 M.GRAHAM	1:33.556	47 M.GRAHAM	49.369	12	47	G2/P2	3:12.778	3:14.060 (12)
13	111 G.HALLAU	54.408	135 P.REYNOLDS	1:35.350	135 P.REYNOLDS	51.035	13	135	G2/GT4	3:21.517	3:21.517 (13)
14	135 P.REYNOLDS	55.132	111 G.HALLAU	1:39.021	111 G.HALLAU	55.587	14	111	G1/P1	3:29.016	3:29.016 (14)



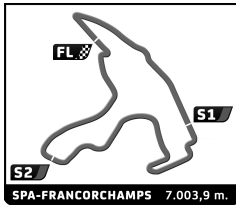
4-6-Masters End. Legends & GT Trophy

SPA SIX HOURS

Qualifying 2

Best Top Speed

Team	Car	Class	Top Speed	Top 1	Top 2	Top 3	Top 4	Top 5	Avg					
			Kph	Lap	Kph	Lap	Kph	Lap	Kph					
5	FERRARI 488 Evo Challenge	G2/Corse	D. HOWELL	218.2	1	212.6	2	200.4	3	113.6	4	103.6	5	169.7
23	BR 01	G2/P2	Y. TORIBA	208.9	3	203.8	2	182.7	6	174.8	1	174.5	4	188.9
36	BR 01	G2/P2	M. LYNN	201.1	1	177.6	2	174.2	3					184.3
69	NORMA Duqueine D08	G2/P3	J. FABBY	200.4	8	194.2	7	180.9	6	177.0	2	171.2	5	184.7
27	BR 01	G2/P2	S. LYNN	200.0	6	191.5	3	181.8	5	173.4	2	140.3	1	177.4
52	LIGIER JS P3	G2/P3	R. MAYDON	197.8	9	197.8	7	183.4	8	180.3	10	176.8	5	187.2
17	PESCAROLO LMP1	G2/P1	C. D'ANSEMOURG	197.1	5	176.5	4	166.9	3	156.5	2	140.6	1	167.5
117	FERRARI 430 Challenge	G1/Corse	W. ASHMORE	193.9	10	187.5	9	185.2	2	182.7	3	173.4	7	184.5
8	LAMBORGHINI Huracan Super Trofeo Evo	G2/Corse	C. WILKINS	193.5	2	190.1	3	173.9	1					185.8
488	FERRARI 488 Challenge	G2/Corse	J. MEEUWISSEN	192.9	2	191.2	8	175.6	3	169.3	7	167.4	6	179.3
47	MORGAN Pescarolo 01	G2/P2	M. GRAHAM	186.2	8	183.1	7	165.4	1	159.3	3	156.3	4	170.1
6	PEUGEOT 90X	G2/P1	S. WILTSHIRE	184.6	2	182.4	3	178.5	1	163.6	4			177.3
111	NORMA M2000-1	G1/P1	G. HALLAU	169.8	2	162.4	3	137.2	1					156.5
135	GINETTA G55	G2/GT4	P. REYNOLDS	161.7	2	155.6	1	151.3	3	150.0	4			154.7
7	LAMBORGHINI Huracan Super Trofeo Evo	G2/Corse												
10	CHEVROLET Corvette C7R Daytona Prototype	G2/P1												
51	REYNARD 2 KQ LM Moper	G1/P1												
88	ORECA FLM09	G2/P3												
120	FERRARI 430 GT3	G1/GT3												




4-6-Masters End. Legends & GT Trophy

SPA SIX HOURS

Qualifying 2

Fastest Lap Sequence

Elapsed	No Team	Car	Class	Driver	Time	Kph	Lap
5:43.978	5	FERRARI 488 Evo Challenge	G2/Corse	Darren HOWELL	2:50.731	147.7	2
33:45.717	69	NORMA Duqueine D08	G2/P3	Jack FABBY	2:49.036	149.2	7
36:33.004	69	NORMA Duqueine D08	G2/P3	Jack FABBY	2:47.287	150.7	8



4-6-Masters End. Legends & GT Trophy


SPA SIX HOURS

Qualifying 2

Sector Analysis

— Invalidated Lap ■ Personal Best ■ Session Best B Crossing the pit lane

Lap	D	Time	Sector 1	Sector 2	Sector 3	T.Spd	Elapsed	Lap	D	Time	Sector 1	Sector 2	Sector 3	T.Spd	Elapsed
5															
1.Darren HOWELL 2.Sean DOYLE															
FERRARI 488 Evo Challenge G2/Corse															
1	1	2:53.247	49.797	1:20.444	43.006	218.2	2:53.247	7	1	3:31.896B	51.911	1:39.869	1:00.116	126.9	25:12.167
2	1	2:50.731	46.111	1:21.313	43.307	212.6	5:43.978	36	1	3:35.279	1:27.153	1:22.829	45.297	201.1	3:35.279
3	1	2:58.613B	46.291	1:22.605	49.717	200.4	8:42.591	2	1	2:59.296	49.714	1:25.423	44.159	177.6	6:34.575
4	1	7:39.048	4:36.197	2:03.265	59.586	113.6	16:21.639	3	1	3:08.801B	48.436	1:23.977	56.388	174.2	9:43.376
5	1	4:33.628B	1:14.453	1:59.375	1:19.800	103.6	20:55.267	MORGAN Pescarolo 01 G2/P2							
6															
1.Stuart WILTSHIRE															
PEUGEOT 90X G2/P1															
1	1	3:32.686	1:16.028	1:29.824	46.834	178.5	3:32.686	47	1	4:39.918	1:59.495	1:36.868	1:03.555	165.4	4:39.918
2	1	2:59.728	49.716	1:24.147	45.865	184.6	6:32.414	2	1	3:17.719	53.254	1:34.794	49.671	155.2	7:57.637
3	1	2:54.466	47.761	1:22.473	44.232	182.4	9:26.880	3	1	3:14.060	50.908	1:33.783	49.369	159.3	11:11.697
4	1	3:23.124B	52.967	1:30.076	1:00.081	163.6	12:50.004	4	1	3:27.352B	52.401	1:33.556	1:01.395	156.3	14:39.049
LAMBORGHINI Huracan Super Trofeo Evo G2/Corse															
8															
1.Craig WILKINS															
LAMBORGHINI Huracan Super Trofeo Evo G2/Corse															
1	1	8:49.854	6:24.868	1:37.216	47.770	173.9	8:49.854	5	1	6:27.044	3:38.041	1:46.283	1:02.720	138.3	21:06.093
2	1	3:03.692	49.358	1:27.481	46.853	193.5	11:53.546	6	1	3:28.383	55.181	1:38.750	54.452	138.5	24:34.476
3	1	3:15.028B	49.744	1:26.754	58.530	190.1	15:08.574	7	1	3:15.028	50.369	1:35.133	49.526	183.1	27:49.504
PESCAROLO LMP1 G2/P1															
17															
1.Christophe D'ANSEMOU 2.Werner D'ANSEMOURG															
PESCAROLO LMP1 G2/P1															
1	1	4:43.043	1:32.773	2:16.776	53.494	140.6	4:43.043	8	1	3:50.844B	49.853	1:36.129	1:24.862	186.2	31:40.348
2	1	3:39.431B	56.491	1:37.976	1:04.964	156.5	8:22.474	LIGIER JS P3 G2/P3							
3	1	12:33.430	...	1:26.260	46.770	166.9	20:55.904	1	1	4:31.202	1:17.738	2:15.203	58.261	149.4	4:31.202
4	1	2:51.577	47.515	1:20.553	43.509	176.5	23:47.481	2	1	3:59.056B	1:00.044	1:44.574	1:14.438	161.2	8:30.258
5	1	3:12.262B	46.262	1:20.510	1:05.490	197.1	26:59.743	3	1	5:45.962	3:29.231	1:29.994	46.737	153.0	14:16.220
6	1	9:13.324B	36:13.067	4	1	3:04.729	52.071	1:27.248	45.410	157.0	17:20.949
23															
1.Yutaka TORIBA 2.Yuya HIRAKI															
BR 01 G2/P2															
1	1	3:20.917	1:03.968	1:29.853	47.096	174.8	3:20.917	5	1	3:03.027	50.615	1:25.923	46.489	176.8	20:23.976
2	1	2:59.238	46.009	1:27.389	45.840	203.8	6:20.155	6	1	3:00.116	48.975	1:25.873	45.268	171.7	23:24.092
3	1	3:00.917	47.157	1:28.413	45.347	208.9	9:21.072	7	1	2:57.116	47.968	1:24.429	44.719	197.8	26:21.208
4	1	3:43.413B	50.388	1:41.540	1:11.485	174.5	13:04.485	8	1	2:56.059	47.252	1:23.918	44.889	183.4	29:17.267
5	1	6:00.676	3:48.856	1:26.648	45.172	168.0	19:05.161	9	1	2:56.346	47.054	1:24.097	45.195	197.8	32:13.613
6	1	2:52.585	47.563	1:22.037	42.985	182.7	21:57.746	10	1	3:12.230B	46.860	1:26.400	58.970	180.3	35:25.843
7	1	3:38.199B	54.806	1:30.929	1:12.464	162.9	25:35.945	NORMA Duqueine D08 G2/P3							
8	1	8:08.873B	33:44.818	1	1	3:54.896	1:43.586	1:26.414	44.896	157.7	3:54.896
27															
1.Shaun LYNN															
BR 01 G2/P2															
1	1	3:30.424	1:10.324	1:30.826	49.274	140.3	3:30.424	2	1	2:56.142	47.552	1:24.482	44.108	177.0	6:51.038
2	1	3:17.680	52.171	1:36.412	49.097	173.4	6:48.104	3	1	2:59.105	48.604	1:25.141	45.360	164.4	9:50.143
3	1	3:02.003	49.401	1:25.997	46.605	191.5	9:50.107	4	1	3:15.383B	48.913	1:26.838	59.632	169.0	13:05.526
4	1	3:31.665B	58.525	1:30.042	1:03.098	134.8	13:21.772	5	1	14:56.636	...	1:22.875	43.494	171.2	28:02.162
5	1	5:14.536	2:59.450	1:27.187	47.899	181.8	18:36.308	6	1	2:54.519	47.493	1:24.043	42.983	180.9	30:56.681
6	1	3:03.963	47.450	1:26.263	50.250	200.0	21:40.271	7	1	2:49.036	46.029	1:21.178	41.829	194.2	33:45.717
NORMA M2000-1 G1/P1															
111															
1.Georg HALLAU															
NORMA M2000-1 G1/P1															
1	1	4:21.044	1:41.237	1:42.916	56.891	137.2	4:21.044	8	1	2:47.287	45.690	1:19.738	41.859	200.4	36:33.004
2	1	3:29.016	54.408	1:39.021	55.587	169.8	7:50.060	1	1	4:21.044	1:41.237	1:42.916	56.891	137.2	4:21.044
3	1	3:52.397B	57.183	1:44.964	1:10.250	162.4	11:42.457	2	1	3:29.016	54.408	1:39.021	55.587	169.8	7:50.060



4-6-Masters End. Legends & GT Trophy


SPA SIX HOURS

Qualifying 2

Sector Analysis

— Invalidated Lap ■ Personal Best ■ Session Best **B** Crossing the pit lane

Lap	D	Time	Sector 1	Sector 2	Sector 3	T.Sp	Elapsed	Lap	D	Time	Sector 1	Sector 2	Sector 3	T.Sp	Elapsed
117		1.William ASHMORE		FERRARI 430 Challenge		G1/Corse									
1	1	3:24.183	1:01.183	1:34.343	48.657	155.8	3:24.183								
2	1	3:07.101	50.725	1:29.095	47.281	185.2	6:31.284								
3	1	3:07.917	49.138	1:30.513	48.266	182.7	9:39.201								
4	1	3:33.759 B	57.325	1:33.232	1:03.202	163.9	13:12.960								
5	1	8:23.185	5:59.514	1:34.925	48.746	137.9	21:36.145								
6	1	3:13.304	54.248	1:30.545	48.511	157.7	24:49.449								
7	1	3:09.671	53.373	1:28.366	47.932	173.4	27:59.120								
8	1	3:12.616	52.274	1:29.253	51.089	168.7	31:11.736								
9	1	3:04.334	50.686	1:27.007	46.641	187.5	34:16.070								
10	1	3:00.939	49.254	1:25.467	46.218	193.9	37:17.009								
135		1.Peter REYNOLDS 2.Daniel QUINTERO		GINETTA G55		G2/GT4									
1	1	5:47.513	3:14.697	1:37.407	55.409	155.6	5:47.513								
2	1	3:25.389	56.217	1:36.206	52.966	161.7	9:12.902								
3	1	3:21.517	55.132	1:35.350	51.035	151.3	12:34.419								
4	1	3:37.008 B	55.670	1:39.756	1:01.582	150.0	16:11.427								
488		1.Jac MEEUWISSEN 2.Ties MEEUWISSEN		FERRARI 488 Challenge		G2/Corse									
1	1	4:55.818	2:30.093	1:36.658	49.067	155.6	4:55.818								
2	1	3:19.143	49.354	1:32.937	56.852	192.9	8:14.961								
3	1	3:11.411	51.549	1:28.343	51.519	175.6	11:26.372								
4	1	3:38.963 B	55.229	1:39.907	1:03.827	140.1	15:05.335								
5	1	5:11.508	2:45.900	1:36.337	49.271	164.6	20:16.843								
6	1	3:12.847	51.694	1:29.539	51.614	167.4	23:29.690								
7	1	3:05.726	50.369	1:28.567	46.790	169.3	26:35.416								
8	1	3:01.638	48.671	1:26.904	46.063	191.2	29:37.054								
9	1	3:28.622 B	50.200	1:36.548	1:01.874	152.8	33:05.676								



4-6-Masters End. Legends & GT Trophy


SPA SIX HOURS

Qualifying 2

Handicaps Analysis

No	In Time		Out Time		Pit Time	Handicap	Gap	Window
	Hour	Elapsed	Hour	Elapsed				
5	/ FERRARI 488 Evo Challenge							G2/Corse
1	19:30:00.000		19:30:08.814	8.814	8.814 (8.814)			
2	19:38:37.276	8:37.276	19:42:11.216	12:11.216	3:33.940 (213.940)			
6	/ PEUGEOT 90X							G2/P1
1	19:30:00.000		19:30:27.704	27.704	27.704 (27.704)			
8	/ LAMBORGHINI Huracan Super Trofeo Evo							G2/Corse
1	19:30:00.000		19:35:36.665	5:36.665	5:36.665 (336.665)			
17	/ PESCAROLO LMP1							G2/P1
1	19:30:00.000		19:30:35.625	35.625	35.625 (35.625)			
2	19:38:16.921	8:16.921	19:47:54.715	17:54.715	9:37.794 (577.794)			
23	/ BR 01							G2/P2
1	19:30:00.000		19:30:16.663	16.663	16.663 (16.663)			
2	19:42:57.288	12:57.288	19:46:00.681	16:00.681	3:03.393 (183.393)			
27	/ BR 01							G2/P2
1	19:30:00.000		19:30:13.935	13.935	13.935 (13.935)			
2	19:43:14.077	13:14.077	19:45:31.486	15:31.486	2:17.409 (137.409)			
36	/ BR 01							G2/P2
1	19:30:00.000		19:30:39.457	39.457	39.457 (39.457)			
47	/ MORGAN Pescarolo 01							G2/P2
1	19:30:00.000		19:31:04.427	1:04.427	1:04.427 (64.427)			
2	19:44:32.168	14:32.168	19:47:21.237	17:21.237	2:49.069 (169.069)			
52	/ LIGIER JS P3							G2/P3
1	19:30:00.000		19:30:18.880	18.880	18.880 (18.880)			
2	19:38:23.582	8:23.582	19:41:13.436	11:13.436	2:49.854 (169.854)			
69	/ NORMA Duqueine D08							G2/P3
1	19:30:00.000		19:31:00.363	1:00.363	1:00.363 (60.363)			
2	19:42:58.400	12:58.400	19:55:13.492	25:13.492	12:15.092 (735.092)			
111	/ NORMA M2000-1							G1/P1
1	19:30:00.000		19:30:45.580	45.580	45.580 (45.580)			
117	/ FERRARI 430 Challenge							G1/Corse
1	19:30:00.000		19:30:11.950	11.950	11.950 (11.950)			
2	19:43:06.913	13:06.913	19:48:17.404	18:17.404	5:10.491 (310.491)			
135	/ GINETTA G55							G2/GT4
1	19:30:00.000		19:32:20.874	2:20.874	2:20.874 (140.874)			
488	/ FERRARI 488 Challenge							G2/Corse
1	19:30:00.000		19:31:30.142	1:30.142	1:30.142 (90.142)			
2	19:44:59.979	14:59.979	19:47:01.428	17:01.428	2:01.449 (121.449)			

CARS WITHOUT PIT STOPS DURING THE SESSION: 7, 10, 51, 88, 120.


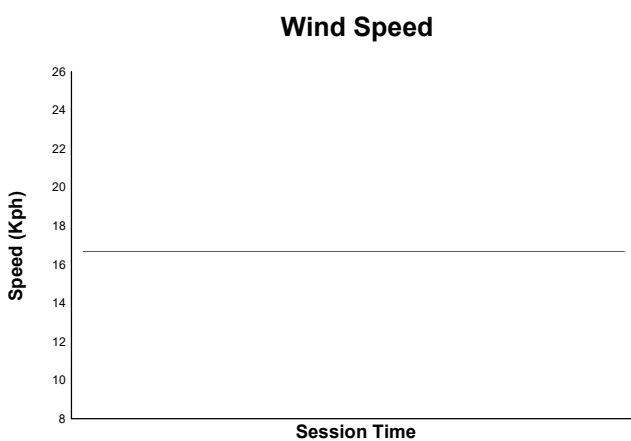
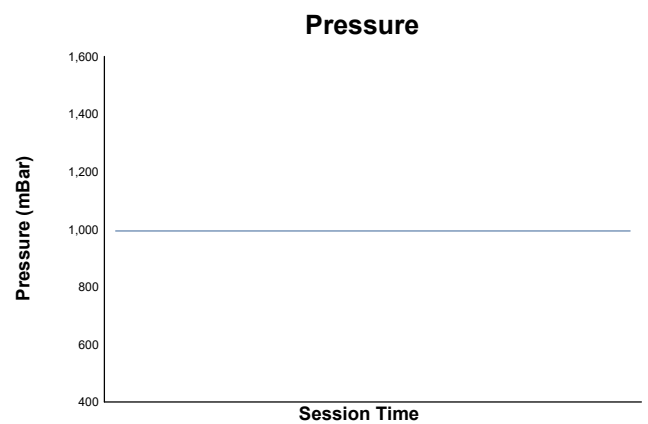
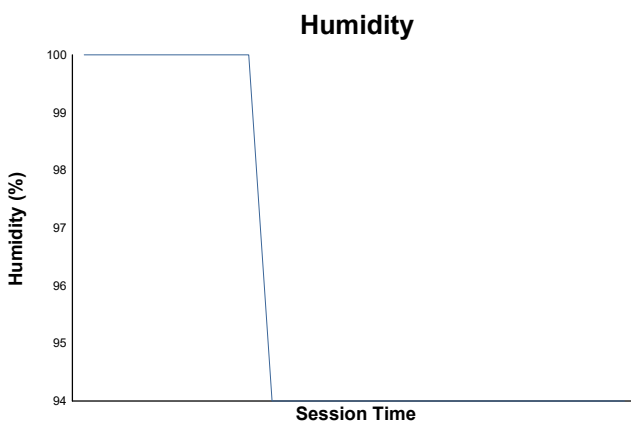
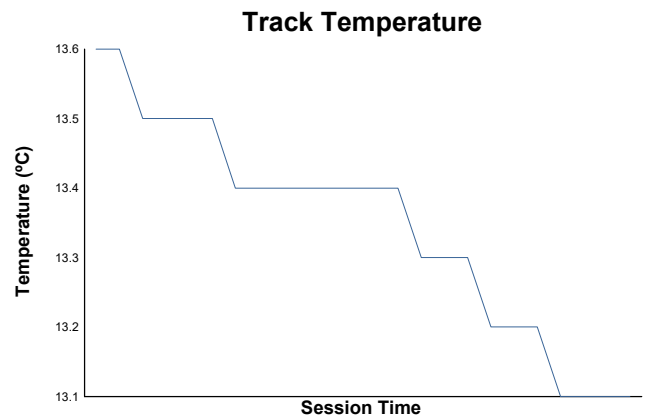
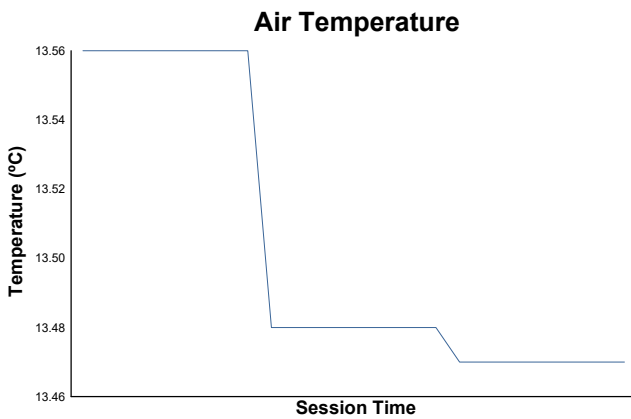


4-6-Masters End. Legends & GT Trophy

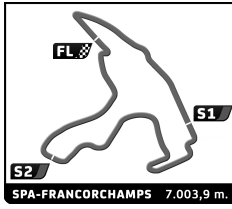
SPA SIX HOURS

Qualifying 2

Weather Report



Track Status: **WET**




4-6-Masters End. Legends & GT Trophy


SPA SIX HOURS

Combined Qualifying

Final Classification

No Drivers	Team	Cl.	Q1	Q2	Time	Gap
1 23 Y. TORIBA / Y. HIRAKI		G2/P2	2:25.707	2:52.585	2:25.707	
2 6 S. WILTSHIRE		G2/P1	2:29.680	2:54.466	2:29.680	3.973 3.973
3 36 M. LYNN / M. FRANCHITTI		G2/P2	2:30.224	2:59.296	2:30.224	4.517 0.544
4 27 S. LYNN		G2/P2	2:30.390	3:03.963	2:30.390	4.683 0.166
5 10 M. FERRER-AZA		G2/P1	2:30.445		2:30.445	4.738 0.055
6 88 J. HAGAN / J. HILL		G2/P3	2:31.215		2:31.215	5.508 0.770
7 47 M. GRAHAM / A. FONTES		G2/P2	2:33.918	3:14.060	2:33.918	8.211 2.703
8 69 J. FABBY		G2/P3	2:34.953	2:47.287	2:34.953	9.246 1.035
9 52 R. MAYDON / A. BRIGGS		G2/P3	2:36.116	2:56.059	2:36.116	10.409 1.163
10 17 C. D'ANSEMBOURG / W. D'ANSEMBOURG		G2/P1	2:36.973	2:51.577	2:36.973	11.266 0.857
11 8 C. WILKINS		G2/Corse	2:40.282	3:03.692	2:40.282	14.575 3.309
12 5 D. HOWELL / S. DOYLE		G2/Corse	2:40.652	2:50.731	2:40.652	14.945 0.370
13 2 M. GRAF VON OEYNHAUSEN-SIERSTORPFF		G2/GT3	2:41.377		2:41.377	15.670 0.725
14 51 C. VAN RIET / F. BOUVY		G1/P1	2:43.325		2:43.325	17.618 1.948
15 7 D. MCINULTY / J. MCINULTY		G2/Corse	2:43.985		2:43.985	18.278 0.660
16 111 G. HALLAU		G1/P1	2:47.690	3:29.016	2:47.690	21.983 3.705
17 488 J. MEEUWISSEN / T. MEEUWISSEN		G2/Corse	2:49.778	3:01.638	2:49.778	24.071 2.088
18 117 W. ASHMORE		G1/Corse	2:50.941	3:00.939	2:50.941	25.234 1.163
19 135 P. REYNOLDS / D. QUINTERO		G2/GT4	2:52.014	3:21.517	2:52.014	26.307 1.073
20 120 G. FAWE		G1/GT3				

Stewards Marc VAN GEEL, Chairman Arie KROEZE Alexandre MAGIS	Timekeeper Alberto Estébanez 
--	---



4-6-Masters End. Legends & GT Trophy

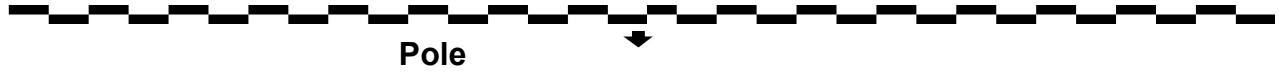
Amended 2

SPA SIX HOURS


Race 1 (40 Minutes)


Final Starting Grid

2:52.014	Peter REYNOLDS	135	- 10 -		
2:49.778	Jac MEEUWISSEN	488	- 9 -	117	2:50.941 William ASHMORE
2:40.282	Craig WILKINS	8	- 8 -	5	2:40.652 Darren HOWELL
			- 7 -		
2:43.325	Christophe VAN RIET	51	- 6 -	111	2:47.690 Georg HALLAU
2:36.116	Alfie BRIGGS	52	- 5 -	17	2:36.973 Christophe D'ANSEBOURG
2:33.918	Alvaro FONTES	47	- 4 -	69	2:34.953 Jack FABBY
2:30.445	Matteo FERRER-AZA	10	- 3 -	88	2:31.215 James HAGAN
2:30.224	Maxwell LYNN	36	- 2 -	27	2:30.390 Shaun LYNN
2:25.707	Yutaka TORIBA	23	- 1 -	6	2:29.680 Stuart WILTSHIRE



CAR #135 - DROP OF 3 GRID POSITIONS DUE TO CAUSING A COLLISION

Stewards Marc VAN GEEL, Chairman Arie KROEZE Alexandre MAGIS	Timekeeper Alberto Estébanez 
--	--



4-6-Masters End. Legends & GT Trophy

SPA SIX HOURS

Race 1 (40 Minutes)

Final Classification

No Drivers	Team	Car	Cl.	Laps	Total Time	Gap	Kph	Best Lap		
								Lap	Time	
1	6 S. WILTSHIRE	PEUGEOT 90X	G2/P1	15	40:43.037	-	154.6	15	2:24.805	174.1
2	17 C. D'ANSEMBOURG / W. D'ANSEMBOURG	PESCAROLO LMP1	G2/P1	15	41:21.166	+38.129	152.3	13	2:20.309	179.7
3	27 S. LYNN	BR 01	G2/P2	15	41:55.551	+1:12.514	150.2	11	2:25.804	172.9
4	23 Y. TORIBA / Y. HIRAKI	BR 01	G2/P2	15	42:00.346	+1:17.309	149.9	14	2:17.902	182.8
5	10 M. FERRER-AZA	CHEVROLET Corvette C7R Daytona Prototype	G2/P1	15	43:03.437	+2:20.400	146.2	15	2:22.684	176.7
6	69 J. FABBY	NORMA Duqueine D08	G2/P3	14	41:26.991	1 Lap	141.8	9	2:31.947	165.9
7	47 M. GRAHAM / A. FONTES	MORGAN Pescarolo 01	G2/P2	14	41:27.927	1 Lap	141.7	13	2:31.003	167.0
8	52 R. MAYDON / A. BRIGGS	LIGIER JS P3	G2/P3	14	42:20.225	1 Lap	138.8	14	2:41.255	156.4
9	5 D. HOWELL / S. DOYLE	FERRARI 488 Evo Challenge	G2/Corse	13	41:13.571	2 Laps	132.3	12	2:37.924	159.7
10	488 J. MEEUWISSEN / T. MEEUWISSEN	FERRARI 488 Challenge	G2/Corse	13	41:35.917	2 Laps	131.2	10	2:45.578	152.3
11	88 J. HAGAN / J. HILL	ORECA FLM09	G2/P3	12	40:43.204	3 Laps	123.7	9	2:55.768	143.5
12	111 G. HALLAU	NORMA M2000-1	G1/P1	11	40:21.714	4 Laps	114.3	7	2:54.924	144.1
13	36 M. LYNN / M. FRANCHITTI	BR 01	G2/P2	8	26:25.687	7 Laps	126.9	2	2:37.816	159.8
14	51 C. VAN RIET / F. BOUVY	REYNARD 2 KQ LM Moper	G1/P1	5	19:38.411	10 Laps	106.6	4	2:44.192	153.6
15	117 W. ASHMORE	FERRARI 430 Challenge	G1/Corse	4	42:19.993	11 Laps	39.5	2	2:52.419	146.2
16	8 C. WILKINS	LAMBORGHINI Huracan Super Trofeo Evo	G2/Corse	3	9:34.798	12 Laps	130.8	2	2:54.389	144.6
17	135 P. REYNOLDS / D. QUINTERO	GINETTA G55	G2/GT4	1	3:26.030	14 Laps	120.2			


Pole Position:	Yutaka TORIBA	2:25.707	173.0 Kph
Fastest Lap:	Lap 14 Yuya HIRAKI	2:17.902	182.8 Kph

CAR #10 - TIME PENALTY OF 63 SECONDS - SHORT PITSTOP

Published at:

Track Status: **WET**

Stewards Marc VAN GEEL, Chairman Arie KROEZE Alexandre MAGIS			Timekeeper Alberto Estébanez
--	--	--	--



4-6-Masters End. Legends & GT Trophy

SPA SIX HOURS

Race 1 (40 Minutes)

Final Classification by Class


No Drivers	Team	Car	Laps	Total Time	Gap	Kph	Best Lap		
							Lap	Time	Kph
G1/P1									
1	111 G. HALLAU	NORMA M2000-1	11	40:21.714		114.3	7	2:54.924	144.1
2	51 C. VAN RIET / F. BOUVY	REYNARD 2 KQ LM Moper	5	19:38.411	6 Laps	106.6	4	2:44.192	153.6
G2/GT4									
1	135 P. REYNOLDS / D. QUINTERO	GINETTA G55	1	3:26.030		120.2			
G2/Corse									
1	5 D. HOWELL / S. DOYLE	FERRARI 488 Evo Challenge	13	41:13.571		132.3	12	2:37.924	159.7
2	488 J. MEEUWISSEN / T. MEEUWISSEN	FERRARI 488 Challenge	13	41:35.917	+22.346	131.2	10	2:45.578	152.3
3	8 C. WILKINS	LAMBORGHINI Huracan Super Trofeo Evo	3	9:34.798	10 Laps	130.8	2	2:54.389	144.6
G2/P3									
1	69 J. FABBY	NORMA Duqueine D08	14	41:26.991		141.8	9	2:31.947	165.9
2	52 R. MAYDON / A. BRIGGS	LIGIER JS P3	14	42:20.225	+53.234	138.8	14	2:41.255	156.4
3	88 J. HAGAN / J. HILL	ORECA FLM09	12	40:43.204	2 Laps	123.7	9	2:55.768	143.5
G1/Corse									
1	117 W. ASHMORE	FERRARI 430 Challenge	4	42:19.993		39.5	2	2:52.419	146.2
G2/P1									
1	6 S. WILTSHIRE	PEUGEOT 90X	15	40:43.037		154.6	15	2:24.805	174.1
2	17 C. D'ANSEMBOURG / W. D'ANSEMBOURG	PESCAROLO LMP1	15	41:21.166	+38.129	152.3	13	2:20.309	179.7
3	10 M. FERRER-AZA	CHEVROLET Corvette C7R Daytona Prototype	15	43:03.437	+2'20.400	146.2	15	2:22.684	176.7
G2/P2									
1	27 S. LYNN	BR 01	15	41:55.551		150.2	11	2:25.804	172.9
2	23 Y. TORIBA / Y. HIRAKI	BR 01	15	42:00.346	+4.795	149.9	14	2:17.902	182.8
3	47 M. GRAHAM / A. FONTES	MORGAN Pescarolo 01	14	41:27.927	1 Lap	141.7	13	2:31.003	167.0
4	36 M. LYNN / M. FRANCHITTI	BR 01	8	26:25.687	7 Laps	126.9	2	2:37.816	159.8

CAR #10 - TIME PENALTY OF 63 SECONDS - SHORT PITSTOP

Published at:

Track Status: **WET**

Stewards Marc VAN GEEL, Chairman Arie KROEZE Alexandre MAGIS			Timekeeper Alberto Estébanez
--	--	--	--



4-6-Masters End. Legends & GT Trophy

SPA SIX HOURS

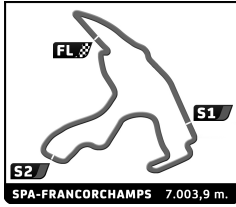
Race 1

Final Classification by Driver Fastest Lap

No	Team	Car	Class	Driver	Time Lap	Total	Gap	Kph
1	23	BR 01	G2/P2	Yuya HIRAKI	2:17.902	8	9	182.8
2	17	PESCAROLO LMP1	G2/P1	Werner D'ANSEMBOURG	2:20.309	5	7	2.407 2.407 179.7
3	10	CHEVROLET Corvette C7R Daytona Prototype	G2/P1	Matteo FERRER-AZA	2:22.684	15	15	4.782 2.375 176.7
4	6	PEUGEOT 90X	G2/P1	Stuart WILTSHIRE	2:24.805	15	15	6.903 2.121 174.1
5	27	BR 01	G2/P2	Shaun LYNN	2:25.804	11	15	7.902 0.999 172.9
6	47	MORGAN Pescarolo 01	G2/P2	Matt GRAHAM	2:31.003	6	7	13.101 5.199 167.0
7	69	NORMA Duqueine D08	G2/P3	Jack FABBY	2:31.947	9	14	14.045 0.944 165.9
8	36	BR 01	G2/P2	Maxwell LYNN	2:37.816	2	6	19.914 5.869 159.8
9	23	BR 01	G2/P2	Yutaka TORIBA	2:37.918	2	6	20.016 0.102 159.7
10	5	FERRARI 488 Evo Challenge	G2/Corse	Sean DOYLE	2:37.924	6	7	20.022 0.006 159.7
11	17	PESCAROLO LMP1	G2/P1	Christophe D'ANSEMBOURG	2:38.565	5	8	20.663 0.641 159.0
12	52	LIGIER JS P3	G2/P3	Ronald MAYDON	2:41.255	6	6	23.353 2.690 156.4
13	51	REYNARD 2 KQ LM Moper	G1/P1	Christophe VAN RIET	2:44.192	4	5	26.290 2.937 153.6
14	488	FERRARI 488 Challenge	G2/Corse	Ties MEEUWISSEN	2:45.578	4	7	27.676 1.386 152.3
15	52	LIGIER JS P3	G2/P3	Alfie BRIGGS	2:46.268	2	8	28.366 0.690 151.6
16	488	FERRARI 488 Challenge	G2/Corse	Jac MEEUWISSEN	2:52.367	2	6	34.465 6.099 146.3
17	117	FERRARI 430 Challenge	G1/Corse	William ASHMORE	2:52.419	2	4	34.517 0.052 146.2
18	47	MORGAN Pescarolo 01	G2/P2	Alvaro FONTES	2:53.025	2	7	35.123 0.606 145.7
19	8	LAMBORGHINI Huracan Super Trofeo Evo	G2/Corse	Craig WILKINS	2:54.389	2	3	36.487 1.364 144.6
20	111	NORMA M2000-1	G1/P1	Georg HALLAU	2:54.924	7	11	37.022 0.535 144.1
21	88	ORECA FLM09	G2/P3	James HAGAN	2:55.768	9	12	37.866 0.844 143.5
22	5	FERRARI 488 Evo Challenge	G2/Corse	Darren HOWELL	2:58.394	5	6	40.492 2.626 141.3
23	36	BR 01	G2/P2	Marino FRANCHITTI			2	
24	135	GINETTA G55	G2/GT4	Peter REYNOLDS			1	
25	51	REYNARD 2 KQ LM Moper	G1/P1	Frederic BOUVY				
26	88	ORECA FLM09	G2/P3	Jake HILL				
27	135	GINETTA G55	G2/GT4	Daniel QUINTERO				

Published at:

Stewards Marc VAN GEEL, Chairman Arie KROEZE Alexandre MAGIS			Timekeeper Alberto Estébanez
--	--	--	--



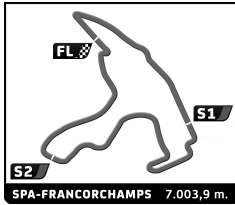
4-6-Masters End. Legends & GT Trophy SPA SIX HOURS

Race 1

Lap Chart

No	Pos	Grid	Lap														
			1	2	3	4	5	6	7	8	9	10	11	12	13	14	15
23	1	23	6	6	6	6	6	6	6	6	6	6	6	6	6	6	
6	2	6	23	23	36	36	36	36	17	17	17	17	17	17	17	17	
36	3	36	36	36	10	69	69	52	52	52	27	27	27	27	27	27	
27	4	27	10	69	69	52	52	17	27	27	10	10	10	10	10	23	
10	5	10	69	10	52	23	23	23	47	10	23	23	23	23	23	10	
88	6	88	17	17	17	10	47	47	10	23	52	69	69	69	69	69	
47	7	47	27	52	23	47	17	27	23	47	47	52	47	47	47	47	
69	8	69	47	47	47	17	27	10	36	69	69	47	52	52	52	52	
52	9	52	52	27	117	488	10	69	69	36	488	488	488	5	5		
17	10	17	88	117	488	111	5	5	488	488	5	5	5	488	488		
51	11	51	111	8	111	27	488	488	5	5	88	88	88	88	88		
111	12	111	8	488	8	5	88	88	88	88	111	111	111				
8	15	8	117	111	5	88	51	111	111	111							
5	16	5	5	5	27	51	111										
488	17	488	488	88	88	117											
117		117	51	51	51												
135		135	135														





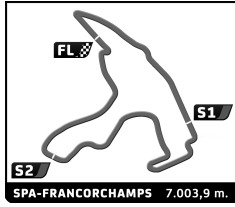
4-6-Masters End. Legends & GT Trophy

SPA SIX HOURS

Race 1

Best Sector Times

Sector 1		Sector 2		Sector 3		No Team	Class	Ideal Lap	Best Lap		
No Driver	Time	No Driver	Time	No Driver	Time						
1	23 Y.HIRAKI	38.795	17 W.D'ANSEMBOURG	1:03.968	23 Y.HIRAKI	34.646	1	23	G2/P2	2:17.754	2:17.902 (1)
2	6 S.WILTSHIRE	39.980	23 Y.HIRAKI	1:04.313	17 W.D'ANSEMBOURG	35.611	2	17	G2/P1	2:19.789	2:20.309 (2)
3	10 M.FERRER-AZA	40.018	10 M.FERRER-AZA	1:05.793	6 S.WILTSHIRE	36.588	3	10	G2/P1	2:22.675	2:22.684 (3)
4	17 W.D'ANSEMBOURG	40.210	27 S.LYNN	1:07.083	36 M.LYNN	36.712	4	6	G2/P1	2:24.429	2:24.805 (4)
5	27 S.LYNN	40.692	6 S.WILTSHIRE	1:07.861	10 M.FERRER-AZA	36.864	5	27	G2/P2	2:25.188	2:25.804 (5)
6	47 M.GRAHAM	42.116	36 M.LYNN	1:09.210	69 J.FABBY	37.394	6	36	G2/P2	2:28.463	2:37.816 (8)
7	69 J.FABBY	42.356	69 J.FABBY	1:09.542	27 S.LYNN	37.413	7	69	G2/P3	2:29.292	2:31.947 (7)
8	36 M.LYNN	42.541	47 M.GRAHAM	1:10.186	47 M.GRAHAM	38.622	8	47	G2/P2	2:30.924	2:31.003 (6)
9	5 S.DOYLE	43.279	52 A.BRIGGS	1:11.112	52 A.BRIGGS	38.800	9	52	G2/P3	2:33.755	2:41.255 (10)
10	88 J.HAGAN	43.713	88 J.HAGAN	1:12.877	5 S.DOYLE	39.873	10	5	G2/Corse	2:36.714	2:37.924 (9)
11	52 A.BRIGGS	43.843	5 S.DOYLE	1:13.562	117 W.ASHMORE	40.650	11	88	G2/P3	2:37.718	2:55.768 (16)
12	111 G.HALLAU	44.525	117 W.ASHMORE	1:15.731	88 J.HAGAN	41.128	12	117	G1/Corse	2:41.302	2:52.419 (13)
13	488 T.MEEUWISSEN	44.711	111 G.HALLAU	1:16.716	8 C.WILKINS	41.255	13	111	G1/P1	2:43.082	2:54.924 (15)
14	51 C.VAN RIET	44.841	8 C.WILKINS	1:17.087	111 G.HALLAU	41.841	14	8	G2/Corse	2:43.230	2:54.389 (14)
15	8 C.WILKINS	44.888	488 J.MEEUWISSEN	1:17.679	488 T.MEEUWISSEN	42.445	15	488	G2/Corse	2:44.835	2:45.578 (12)
16	117 W.ASHMORE	44.921	135 P.REYNOLDS	1:26.752	135 P.REYNOLDS	48.496	16	135	G2/GT4	3:08.198	




4-6-Masters End. Legends & GT Trophy

SPA SIX HOURS

Race 1

Best Top Speed


Team	Car	Class	Top Speed	Top 1		Top 2		Top 3		Top 4		Top 5		
				Kph	Lap	Kph	Lap	Kph	Lap	Kph	Lap	Kph	Lap	Avg
23	BR 01	G2/P2	Y. HIRAKI	268.7	15	266.7	14	262.8	12	254.1	11	248.8	2	260.2
10	CHEVROLET Corvette C7R Daytona Prototype	G2/P1	M. FERRER-AZA	264.1	15	256.5	14	254.1	12	252.3	11	250.0	13	255.4
27	BR 01	G2/P2	S. LYNN	262.8	12	262.8	11	261.5	15	259.6	14	259.6	10	261.3
17	PESCAROLO LMP1	G2/P1	W. D'ANSEMBOURG	250.6	11	250.0	13	248.3	14	233.3	12	223.6	15	241.2
6	PEUGEOT 90X	G2/P1	S. WILTSHIRE	248.8	14	236.8	2	236.3	15	235.8	12	235.8	11	238.7
5	FERRARI 488 Evo Challenge	G2/Corse	S. DOYLE	246.6	9	246.0	13	245.5	12	241.1	10	240.5	11	243.9
488	FERRARI 488 Challenge	G2/Corse	T. MEEUWISSEN	243.8	11	242.7	10	233.3	7	232.8	8	231.3	9	236.8
36	BR 01	G2/P2	M. LYNN	242.2	2	217.3	3	216.0	6	196.4	4	193.9	5	213.2
52	LIGIER JS P3	G2/P3	A. BRIGGS	237.4	2	198.2	14	190.8	8	188.5	9	186.2	13	200.2
69	NORMA Duqueine D08	G2/P3	J. FABBY	232.3	2	229.3	8	228.8	11	225.5	12	220.4	14	227.3
47	MORGAN Pescarolo 01	G2/P2	M. GRAHAM	213.9	8	213.0	14	210.1	13	201.5	12	200.7	11	207.8
88	ORECA FLM09	G2/P3	J. HAGAN	210.9	2	203.0	12	202.6	4	201.1	9	199.3	8	203.4
8	LAMBORGHINI Huracan Super Trofeo Evo	G2/Corse	C. WILKINS	201.5	2	176.5	3							189.0
117	FERRARI 430 Challenge	G1/Corse	W. ASHMORE	200.4	2	196.7	3	162.4	4					186.5
111	NORMA M2000-1	G1/P1	G. HALLAU	199.3	2	195.3	6	190.1	5	188.8	10	185.9	8	191.9
51	REYNARD 2 KQ LM Moper	G1/P1	C. VAN RIET	198.5	4	196.7	3	186.2	2	181.5	5			190.7
135	GINETTA G55	G2/GT4	P. REYNOLDS											



4-6-Masters End. Legends & GT Trophy SPA SIX HOURS Race 1

Leader Sequence by Class

No	Team	Car	Start Lap	End Lap	Laps	Total Laps
G1/Corse						
117		FERRARI 430 Challenge	1	4	4	4
G1/P1						
111		NORMA M2000-1	1	4	4	4
51		REYNARD 2 KQ LM Moper	5	5	1	1
111		NORMA M2000-1	6	11	6	10
G2/Corse						
8		LAMBORGHINI Huracan Super Trofeo Evo	1	2	2	2
488		FERRARI 488 Challenge	3	4	2	2
5		FERRARI 488 Evo Challenge	5	6	2	2
488		FERRARI 488 Challenge	7	11	5	7
5		FERRARI 488 Evo Challenge	12	13	2	4
G2/GT4						
135		GINETTA G55	1	1	1	1
G2/P1						
6		PEUGEOT 90X	1	15	15	15
G2/P2						
23		BR 01	1	2	2	2
36		BR 01	3	6	4	4
27		BR 01	7	15	9	9
G2/P3						
69		NORMA Duqueine D08	1	5	5	5
52		LIGIER JS P3	6	9	4	4
69		NORMA Duqueine D08	10	14	5	10




4-6-Masters End. Legends & GT Trophy

SPA SIX HOURS

Race 1

Fastest Lap Sequence

Elapsed	No Team	Car	Class	Driver	Time	Kph	Lap
5:07.854	6	PEUGEOT 90X	G2/P1	Stuart WILTSHIRE	2:38.446	159.1	2
5:09.070	23	BR 01	G2/P2	Yutaka TORIBA	2:37.918	159.7	2
5:09.886	36	BR 01	G2/P2	Maxwell LYNN	2:37.816	159.8	2
13:19.356	27	BR 01	G2/P2	Shaun LYNN	2:37.010	160.6	4
15:51.479	27	BR 01	G2/P2	Shaun LYNN	2:32.123	165.7	5
18:23.477	27	BR 01	G2/P2	Shaun LYNN	2:31.998	165.9	6
20:53.394	27	BR 01	G2/P2	Shaun LYNN	2:29.917	168.2	7
27:32.851	10	CHEVROLET Corvette C7R Daytona Prototyp	G2/P1	Matteo FERRER-AZA	2:27.999	170.4	9
29:43.467	27	BR 01	G2/P2	Shaun LYNN	2:27.275	171.2	10
29:59.115	10	CHEVROLET Corvette C7R Daytona Prototyp	G2/P1	Matteo FERRER-AZA	2:26.264	172.4	10
31:51.038	17	PESCAROLO LMP1	G2/P1	Werner D'ANSEBOURG	2:22.600	176.8	3
36:34.900	17	PESCAROLO LMP1	G2/P1	Werner D'ANSEBOURG	2:20.309	179.7	5
39:41.537	23	BR 01	G2/P2	Yuya HIRAKI	2:17.902	182.8	8




4-6-Masters End. Legends & GT Trophy SPA SIX HOURS Race 1

Analysis by lap

Lapped

No	Lap Time	Gap	No	Lap Time	Gap	No	Lap Time	Gap	No	Lap Time	Gap	No	Lap Time	Gap		
Lap 1																
6	2:29.408	0.000	69	2:57.253	31.594	17	2:44.842	1:16.253	52	2:56.626	1 Lap	17	2:23.553	50.190		
23	2:31.152	1.744	52	3:00.704	49.093	36	6:15.842	1 Lap	17	2:23.553	50.190	111	2:56.431	3 Laps		
36	2:32.070	2.662	23	2:59.484	1:00.586	52	2:53.941	1:37.877	111	2:56.431	3 Laps	27	2:26.606	1:11.476		
10	2:32.776	3.368	10	3:27.649	1:01.112	27	2:36.309	1:50.809	27	2:26.606	1:11.476	88	2:57.282	2 Laps		
69	2:36.166	6.758	47	3:00.725	1:03.406	69	4:30.581	1 Lap	88	2:57.282	2 Laps	10	2:24.733	1:23.722		
17	2:39.142	9.734	88	5:02.137	1 Lap	488	4:08.369	1 Lap	10	2:24.733	1:23.722	23	2:23.875	1:36.867		
27	2:39.988	10.580	17	3:36.801	1:31.926	10	3:50.736	3:25.958	23	2:23.875	1:36.867	Lap 13				
47	2:41.585	12.177	488	3:23.843	1:42.767	23	2:37.825	3:31.817	6	2:28.552						
52	2:41.788	12.380	111	3:33.627	2:05.307	5	4:44.550	1 Lap	488	2:47.038	2 Laps	5	2:39.168	2 Laps		
88	2:43.595	14.187	27	2:37.010	2:40.605	111	5:05.376	2 Laps	5	2:39.168	2 Laps	69	2:34.471	1 Lap		
111	2:51.780	22.372	Lap 5			47	4:38.329	4:00.527	69	2:34.471	1 Lap	47	2:34.821	1 Lap		
8	2:52.045	22.637	6	2:45.287		Lap 9			47	2:34.821	1 Lap	17	2:20.309	41.947		
117	2:52.764	23.356	36	2:56.079	27.479	6	4:05.676		17	2:20.309	41.947	52	2:48.425	1 Lap		
5	2:57.487	28.079	51	3:01.272	2 Laps	88	3:00.086	2 Laps	52	2:48.425	1 Lap	27	2:27.137	1:10.061		
488	2:57.617	28.209	69	3:07.116	53.423	69	2:33.544	1 Lap	27	2:27.137	1:10.061	10	2:25.358	1:20.528		
51	3:05.842	36.434	52	3:04.031	1:07.837	36	3:12.678	1 Lap	10	2:25.358	1:20.528	23	2:22.367	1:30.682		
135	3:26.030	56.622	5	4:52.857	1 Lap	17	4:05.068	1:15.645	23	2:22.367	1:30.682	111	2:56.240	3 Laps		
Lap 2			23	2:59.500	1:14.799	27	3:46.489	1:31.622	111	2:56.240	3 Laps	88	2:59.805	2 Laps		
6	2:38.446		47	3:06.569	1:24.688	10	2:27.999	1:48.281	88	2:59.805	2 Laps	Lap 14				
23	2:37.918	1.216	17	2:38.565	1:25.204	488	2:48.485	1 Lap	6	2:25.279						
36	2:37.816	2.032	88	3:04.685	1 Lap	23	2:33.148	1:59.289	5	2:37.924	2 Laps	5	2:37.924	2 Laps		
69	2:42.177	10.489	27	2:32.123	2:27.441	5	2:38.120	1 Lap	488	2:48.912	2 Laps	69	2:35.510	1 Lap		
10	2:48.788	13.710	10	4:24.719	2:40.544	52	4:53.332	2:25.533	488	2:48.912	2 Laps	47	2:31.003	1 Lap		
17	2:44.032	15.320	Lap 6			Lap 10			47	2:31.003	1 Lap	17	2:24.067	40.735		
52	2:46.268	20.202	6	2:45.756		6	2:38.480		17	2:24.067	40.735	27	2:26.111	1:10.893		
47	2:53.025	26.756	51	2:44.192	2 Laps	47	2:49.586	1 Lap	69	2:31.947	1 Lap	10	2:24.272	1:19.521		
27	3:04.295	36.429	36	3:05.650	47.373	111	2:54.924	3 Laps	88	3:00.448	2 Laps	52	2:42.036	1 Lap		
117	2:52.419	37.329	52	2:57.692	1:19.773	69	2:31.947	1 Lap	17	2:28.223	1:05.388	23	2:17.902	1:23.305		
8	2:54.389	38.580	17	2:40.910	1:20.358	88	3:00.448	2 Laps	27	2:27.275	1:20.417	111	2:57.708	3 Laps		
488	2:52.367	42.130	5	2:58.394	1 Lap	17	2:28.223	1:05.388	10	2:26.264	1:36.065	Lap 15				
111	3:01.282	45.208	488	5:15.766	1 Lap	27	2:27.275	1:20.417	6	2:24.805						
5	3:02.795	52.428	23	3:12.055	1:41.098	10	2:26.264	1:36.065	88	3:00.322	3 Laps	88	3:00.322	3 Laps		
88	4:09.289	1:45.030	47	3:04.796	1:43.728	23	2:29.360	1:50.169	5	2:38.056	2 Laps	17	2:22.199	38.129		
Lap 3			88	3:18.209	1 Lap	488	2:47.334	1 Lap	17	2:22.199	38.129	69	2:33.153	1 Lap		
6	2:43.903		27	2:31.998	2:13.683	5	2:38.041	1 Lap	69	2:33.153	1 Lap	47	2:31.982	1 Lap		
36	2:51.400	9.529	10	2:33.215	2:28.003	Lap 11			488	2:49.635	2 Laps	27	2:26.426	1:12.514		
10	2:50.650	20.457	Lap 7			6	2:32.549		27	2:26.426	1:12.514	23	2:18.809	1:17.309		
69	2:54.749	21.335	6	2:42.988		69	2:32.953	1 Lap	10	2:22.684	1:17.400	117	33:27.679	11 Laps		
52	2:59.084	35.383	69	4:44.839	1 Lap	52	3:01.780	1 Lap	52	2:41.255	1 Lap	52	2:41.255	1 Lap		
17	3:10.702	42.119	51	2:57.408	2 Laps	47	2:44.094	1 Lap	Lap 12							
23	3:30.783	48.096	17	2:40.153	1:17.523	111	2:57.029	3 Laps	6	2:28.802						
47	3:06.822	49.675	52	2:53.263	1:30.048	88	2:55.768	2 Laps	69	2:32.532	1 Lap					
117	3:07.131	1:00.557	111	7:49.948	2 Laps	17	2:22.600	55.439	47	2:37.020	1 Lap					
488	3:07.691	1:05.918	5	3:04.879	1 Lap	27	2:25.804	1:13.672								
111	3:17.369	1:18.674	488	3:03.282	1 Lap	10	2:24.275	1:27.791								
8	3:48.364	1:43.041	27	2:29.917	2:00.612	23	2:24.174	1:41.794								
5	3:42.533	1:51.058	47	3:07.570	2:08.310	488	2:45.578	1 Lap								
Lap 4			10	2:36.319	2:21.334	5	2:38.767	1 Lap								
6	2:46.994		Lap 8			Lap 12										
27	4:58.063	1 Lap	6	2:46.112		6	2:28.802									
36	2:54.152	16.687	23	4:41.994	1 Lap	69	2:32.532	1 Lap								
51	7:49.697	2 Laps	88	4:31.578	2 Laps	47	2:37.020	1 Lap								



4-6-Masters End. Legends & GT Trophy

SPA SIX HOURS

Race 1

Sector Analysis

— Invalidated Lap ■ Personal Best ■ Session Best B Crossing the pit lane

Lap	D	Time	Sector 1	Sector 2	Sector 3	T.Spd	Elapsed	Lap	D	Time	Sector 1	Sector 2	Sector 3	T.Spd	Elapsed
11	1	2:25.804	41.267	1:07.124	37.413	262.8	32:09.271	10	1	3:01.780	49.367	1:27.083	45.330	169.0	31:11.883
12	1	2:26.606	40.692	1:07.881	38.033	262.8	34:35.877	11	1	2:56.626	50.939	1:21.647	44.040	177.0	34:08.509
13	1	2:27.137	41.183	1:08.487	37.467	236.8	37:03.014	12	1	2:48.425	47.258	1:18.608	42.559	180.3	36:56.934
14	1	2:26.111	41.378	1:07.083	37.650	259.6	39:29.125	13	1	2:42.036	45.344	1:15.715	40.977	186.2	39:38.970
15	1	2:26.426	41.068	1:07.940	37.418	261.5	41:55.551	14	1	2:41.255	45.486	1:15.181	40.588	198.2	42:20.225

36	1.Maxwell LYNN		BR 01					
	2.Marino FRANCHITTI		G2/P2					
	1	1	2:32.070	46.148	1:09.210	36.712	2:32.070	
	2	1	2:37.816	42.541	1:17.258	38.017	242.2	5:09.886
	3	1	2:51.400	43.415	1:25.169	42.816	217.3	8:01.286
	4	1	2:54.152	45.473	1:25.900	42.779	196.4	10:55.438
	5	1	2:56.079	46.433	1:25.885	43.761	193.9	13:51.517
	6	1	3:05.650	46.225	1:29.052	50.373	216.0	16:57.167
	7	2	6:15.842	4:03.081	1:26.073	46.688	184.6	23:13.009
	8	2	3:12.678	49.876	1:28.388	54.414	160.7	26:25.687

47	1.Matt GRAHAM		MORGAN Pescarolo 01					
	2.Alvaro FONTES		G2/P2					
	1	2	2:41.585	51.634	1:11.097	38.854	2:41.585	
	2	2	2:53.025	44.346	1:24.741	43.938	199.6	5:34.610
	3	2	3:06.822	47.841	1:31.257	47.724	176.8	8:41.432
	4	2	3:00.725	46.920	1:26.657	47.148	195.3	11:42.157
	5	2	3:06.569	52.166	1:27.681	46.722	160.7	14:48.726
	6	2	3:04.796	49.751	1:26.381	48.664	189.5	17:53.522
	7	2	3:07.570	50.645	1:25.182	51.743	177.0	21:01.092
	8	1	4:38.329	2:30.495	1:22.428	45.406	213.9	25:39.421


51	1.Christophe VAN RIET		REYNARD 2 KG LM Moper			
	2.Frederic BOUVY		G1/P1			
	1	1	3:05.842	52.803	3:05.842	
	2	1	7:49.697	5:37.421	186.2	10:55.539
	3	1	3:01.272	1:00.946	196.7	13:56.811
	4	1	2:44.192	44.841	198.5	16:41.003
	5	1	2:57.408	45.083	181.5	19:38.411

52	1.Ronald MAYDON		LIGIER JS P3					
	2.Alfie BRIGGS		G2/P3					
	1	2	2:41.788	51.876	1:11.112	38.800	2:41.788	
	2	2	2:46.268	43.843	1:20.656	41.769	237.4	5:28.056
	3	2	2:59.084	45.905	1:28.594	44.585	162.4	8:27.140
	4	2	3:00.704	46.869	1:29.287	44.548	174.5	11:27.844
	5	2	3:04.031	49.721	1:29.747	44.563	173.1	14:31.875
	6	2	2:57.692	48.458	1:26.619	42.615	183.1	17:29.567
	7	2	2:53.263	47.726	1:22.622	42.915	178.5	20:22.830
	8	2	2:53.941	46.133	1:19.584	48.224	190.8	23:16.771

69	1.Jack FABBY		NORMA Duqueine D08					
			G2/P3					
	1	1	2:36.166	49.230	1:09.542	37.394	2:36.166	
	2	1	2:42.177	42.592	1:20.192	39.393	232.3	5:18.343
	3	1	2:54.749	45.716	1:25.239	43.794	154.3	8:13.092
	4	1	2:57.253	47.687	1:25.836	43.730	175.6	11:10.345
	5	1	3:07.116	47.947	1:25.918	53.251	177.0	14:17.461
	6	1	4:44.839	2:47.585	1:12.443	44.811	218.2	19:02.300
	7	1	4:30.581	2:41.883	1:10.538	38.160	216.9	23:32.881
	8	1	2:33.544	43.192	1:11.632	38.720	229.3	26:06.425

88	1.James HAGAN		ORECA FLM09					
	2.Jake HILL		G2/P3					
	1	1	2:43.595	49.590	1:12.877	41.128	2:43.595	
	2	1	4:09.289	43.713	210.9	6:52.884		
	3	1	5:02.137	2:47.058	1:27.538	47.541	182.1	11:55.021
	4	1	3:04.685	47.862	202.6	14:59.706		
	5	1	3:18.209	48.915	1:30.515	58.779	178.5	18:17.915
	6	1	4:31.578	2:17.836	1:25.706	48.036	179.4	22:49.493
	7	1	3:00.086	47.237	1:24.989	47.860	188.5	25:49.579
	8	1	3:00.448	47.559	1:26.658	46.231	199.3	28:50.027

111	1.Georg HALLAU		NORMA M2000-1					
			G1/P1					
	1	1	2:51.780	53.223	1:16.716	41.841	2:51.780	
	2	1	3:01.282	44.525	1:27.941	48.816	199.3	5:53.062
	3	1	3:17.369	47.574	170.6	9:10.431		
	4	1	3:33.627	51.264	1:36.653	1:05.710	157.4	12:44.058
	5	1	7:49.948	5:32.188	1:23.118	54.642	190.1	20:34.006
	6	1	5:05.376	3:01.404	1:19.990	43.982	195.3	25:39.382
	7	1	2:54.924	47.397	1:23.267	44.260	176.2	28:34.306
	8	1	2:57.029	47.528	1:23.903	45.598	185.9	31:31.335



4-6-Masters End. Legends & GT Trophy


SPA SIX HOURS

Race 1

Sector Analysis

_ Invalidated Lap
 ■ Personal Best
 ■ Session Best
 B Crossing the pit lane

Lap	D	Time	Sector 1	Sector 2	Sector 3	T.Spd	Elapsed	Lap	D	Time	Sector 1	Sector 2	Sector 3	T.Spd	Elapsed	
FERRARI 430 Challenge																
117		1. William ASHMORE G1/Corse														
		1	1	2:52.764	56.383	1:15.731	40.650								2:52.764	
		2	1	2:52.419	44.921	1:24.333	43.165	200.4								5:45.183
		3	1	3:07.131	B	45.764	1:27.057	54.310	196.7							8:52.314
		4	1	33:27.679		...	1:30.468	52.640	162.4							42:19.993
GINETTA G55																
135		1. Peter REYNOLDS G2/GT4														
		2. Daniel QUINTERO														
1	1	3:26.030	1:10.782	1:26.752	48.496										3:26.030	
FERRARI 488 Challenge																
488		1. Jac MEEUWISSEN G2/Corse														
		2. Ties MEEUWISSEN														
		1	1	2:57.617	57.041	1:17.679	42.897									2:57.617
		2	1	2:52.367	45.379	1:22.178	44.810	186.5								5:49.984
		3	1	3:07.691	45.917	1:32.765	49.009	206.9								8:57.675
		4	1	3:23.843	B	52.190	1:32.286	59.367	163.6							12:21.518
		5	1	5:15.766	3:05.579	1:25.248	44.939	177.3								17:37.284
		6	1	3:03.282	B	46.702	1:22.096	54.484	195.3							20:40.566
		7	2	4:08.369	2:05.819	1:19.311	43.239	233.3								24:48.935
		8	2	2:48.485	45.346	1:19.883	43.256	232.8								27:37.420
		9	2	2:47.334	45.345	1:19.523	42.466	231.3								30:24.754
		10	2	2:45.578	44.711	1:18.378	42.489	242.7								33:10.332
		11	2	2:47.038	44.945	1:19.049	43.044	243.8								35:57.370
		12	2	2:48.912	46.414	1:20.053	42.445	218.6								38:46.282
13	2	2:49.635	45.496	1:21.041	43.098	221.3								41:35.917		


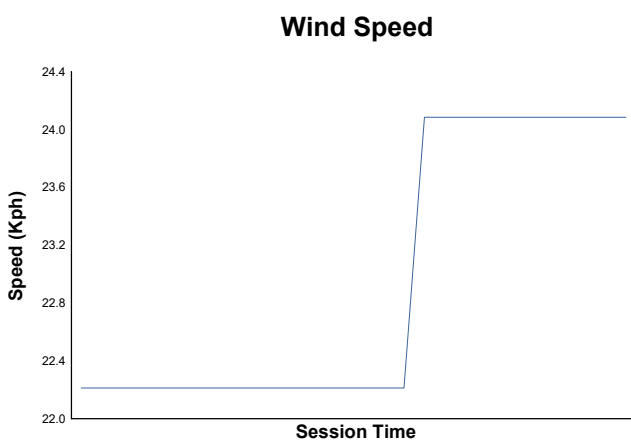
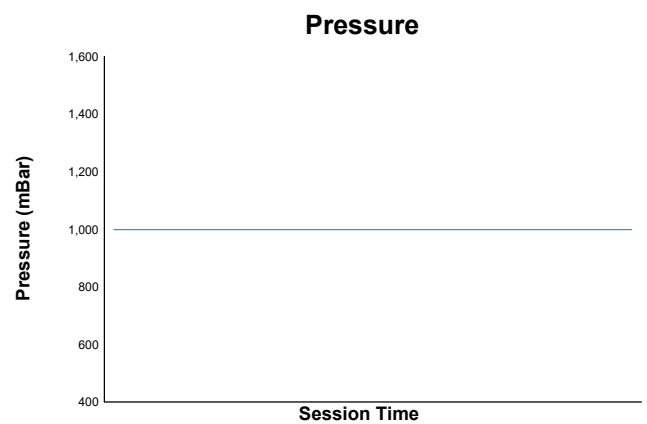
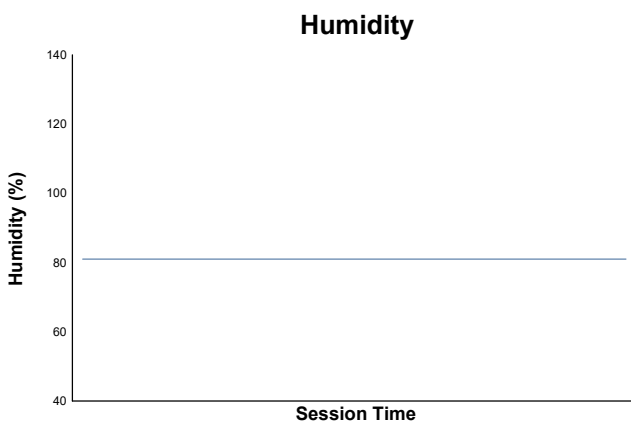
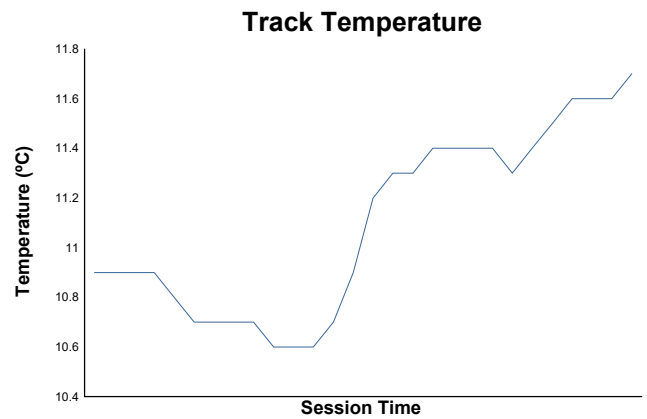
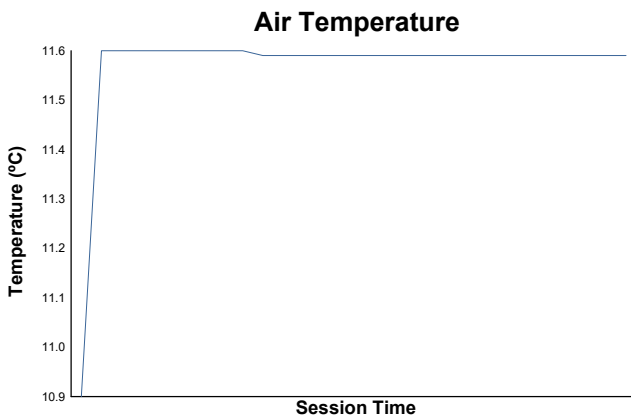


4-6-Masters End. Legends & GT Trophy

SPA SIX HOURS

Race 1

Weather Report



Track Status: **WET**