
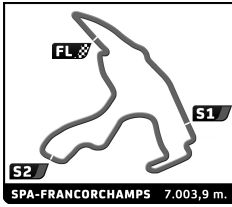


SPA SIX HOURS

8-Pre-War Sports Cars-Motor Racing
Legends
Results Booklet





8-Pre-War Sports Cars-Motor Racing Legend

SPA SIX HOURS

Qualifying

Final Classification

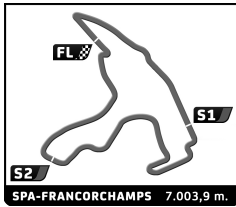
No Drivers	Team	Car	Cl.	Time	Lap Total	Gap	Kph
1 2 R. KEELING / C. LOCKIE		DELAHAYE 135	PW5	3:23.115	8 8	- -	124.1
2 8 R. FRIEDRICHS		ALVIS Firefly Special	PW9	3:26.006	4 6	+2.891 +2.891	122.4
3 59 R. BEEBEE		FRAZER NASH TT Rep	PW3	3:27.291	8 9	+4.176 +1.285	121.6
4 1 C. MANN		ALFA ROMEO 8C Monza	PW5	3:28.566	9 9	+5.451 +1.275	120.9
5 26 L. BRANDTS		TALBOT Lago T26	INVITE	3:29.201	4 6	+6.086 +0.635	120.5
6 24 C. MORLEY / J. MORLEY		BENTLEY 3/4½	PW2	3:30.304	9 9	+7.189 +1.103	119.9
7 35 S. DARBYSHIRE / D. WOOD		MORGAN Super Aero	PW1	3:32.207	6 7	+9.092 +1.903	118.8
8 7 H. STAMM		ASTON MARTIN 2 Litre Speed	PW4	3:32.764	7 8	+9.649 +0.557	118.5
9 33 A. HEWITSON		RILEY 12/4 TT Sprite Rep	PW8	3:38.253	6 8	+15.138 +5.489	115.5
10 42 D. COOKE		ALFA ROMEO 8C Monza	PW5	3:39.792	7 7	+16.677 +1.539	114.7
11 29 R. ILIFFE		RILEY Kestrel Sports	PW8	3:43.073	8 8	+19.958 +3.281	113.0
12 17 A. BROWN / S. BROWN		INVICTA Low Chassis	PW5	3:57.198	7 7	+34.083+14.125	106.3
13 46 D. WILTSHIRE / S. MORLEY		BENTLEY 3 Litre	PW1	3:57.904	7 7	+34.789 +0.706	106.0
14 32 G. ALLEN-ELBOURN / W. ELBOURN (JNR)		BENTLEY 3/4½	PW2	4:01.645	5 7	+38.530 +3.741	104.3
15 144 P. POCHCIOL		BENTLEY Tourer	PW2	4:03.171	3 5	+40.056 +1.526	103.7
16 6 F. HARPER / R. WRIGHT		DELAHAYE 135S	PW5	4:03.707	6 7	+40.592 +0.536	103.5
17 9 H. KRANZ		RILEY 9 Brooklands	PW1	4:16.204	7 7	+53.089+12.497	98.4

Fastest Lap:	Lap 8	Ross KEELING	3:23.115	124.1 Kph
---------------------	-------	--------------	-----------------	-----------

Published at:

Track Status: **DRY**

Stewards Ronald BARBIERE, Chairman Alexandre MAGIS Etienne MASSILLON			Timekeeper Alberto Estébanez
--	--	--	--



8-Pre-War Sports Cars-Motor Racing Legend

SPA SIX HOURS

Qualifying


Final Classification by Class

No Drivers	Team	Car	Time	Lap Total	Gap	Kph
PW2						
1	24 C. MORLEY / J. MORLEY	BENTLEY 3/4½	3:30.304	9 9		119.9
2	32 G. ALLEN-ELBOURN / W. ELBOURN (JNR)	BENTLEY 3/4½	4:01.645	5 7	+31.341 +31.341	104.3
3	144 P. POCHCIOL	BENTLEY Tourer	4:03.171	3 5	+32.867 +1.526	103.7
PW3						
1	59 R. BEEBEE	FRAZER NASH TT Rep	3:27.291	8 9		121.6
PW5						
1	2 R. KEELING / C. LOCKIE	DELAHAYE 135	3:23.115	8 8		124.1
2	1 C. MANN	ALFA ROMEO 8C Monza	3:28.566	9 9	+5.451 +5.451	120.9
3	42 D. COOKE	ALFA ROMEO 8C Monza	3:39.792	7 7	+16.677 +11.226	114.7
4	17 A. BROWN / S. BROWN	INVICTA Low Chassis	3:57.198	7 7	+34.083 +17.406	106.3
5	6 F. HARPER / R. WRIGHT	DELAHAYE 135S	4:03.707	6 7	+40.592 +6.509	103.5
PW4						
1	7 H. STAMM	ASTON MARTIN 2 Litre Speed	3:32.764	7 8		118.5
PW9						
1	8 R. FRIEDRICHS	ALVIS Firefly Special	3:26.006	4 6		122.4
PW1						
1	35 S. DARBYSHIRE / D. WOOD	MORGAN Super Aero	3:32.207	6 7		118.8
2	46 D. WILTSHIRE / S. MORLEY	BENTLEY 3 Litre	3:57.904	7 7	+25.697 +25.697	106.0
3	9 H. KRANZ	RILEY 9 Brooklands	4:16.204	7 7	+43.997 +18.300	98.4
INVITE						
1	26 L. BRANDTS	TALBOT Lago T26	3:29.201	4 6		120.5
PW8						
1	33 A. HEWITSON	RILEY 12/4 TT Sprite Rep	3:38.253	6 8		115.5
2	29 R. ILIFFE	RILEY Kestrel Sports	3:43.073	8 8	+4.820 +4.820	113.0

Published at:

Track Status: **DRY**

Stewards			Timekeeper	
Ronald BARBIERE, Chairman	Alexandre MAGIS	Etienne MASSILLON	Alberto Estébanez	



8-Pre-War Sports Cars-Motor Racing Legend

SPA SIX HOURS


Qualifying


Final Classification by Group

No Drivers	Team	Car	Time	Lap Total	Gap	Kph
Vintage under 3001cc						
1	35 S. DARBYSHIRE / D. WOOD	MORGAN Super Aero	3:32.207	6 7		118.8
2	46 D. WILTSHIRE / S. MORLEY	BENTLEY 3 Litre	3:57.904	7 7	+25.697 +25.697	106.0
3	9 H. KRANZ	RILEY 9 Brooklands	4:16.204	7 7	+43.997 +18.300	98.4
Vintage over 3000cc						
1	24 C. MORLEY / J. MORLEY	BENTLEY 3/4½	3:30.304	9 9		119.9
2	32 G. ALLEN-ELBOURN / W. ELBOURN (JNR)	BENTLEY 3/4½	4:01.645	5 7	+31.341 +31.341	104.3
3	144 P. POCHCIOL	BENTLEY Tourer	4:03.171	3 5	+32.867 +1.526	103.7
Post-Vintage over 2000cc						
1	2 R. KEELING / C. LOCKIE	DELAHAYE 135	3:23.115	8 8		124.1
2	1 C. MANN	ALFA ROMEO 8C Monza	3:28.566	9 9	+5.451 +5.451	120.9
3	42 D. COOKE	ALFA ROMEO 8C Monza	3:39.792	7 7	+16.677 +11.226	114.7
4	17 A. BROWN / S. BROWN	INVICTA Low Chassis	3:57.198	7 7	+34.083 +17.406	106.3
5	6 F. HARPER / R. WRIGHT	DELAHAYE 135S	4:03.707	6 7	+40.592 +6.509	103.5
Post-Vintage under 2001cc						
1	7 H. STAMM	ASTON MARTIN 2 Litre Speed	3:32.764	7 8		118.5
Post-Vintage over 2000cc - Non-HTP						
1	8 R. FRIEDRICHS	ALVIS Firefly Special	3:26.006	4 6		122.4
Post-Vintage under 2001cc - Non-HTP						
1	33 A. HEWITSON	RILEY 12/4 TT Sprite Rep	3:38.253	6 8		115.5
2	29 R. ILIFFE	RILEY Kestrel Sports	3:43.073	8 8	+4.820 +4.820	113.0
Post-Vintage under 1501cc						
1	59 R. BEEBEE	FRAZER NASH TT Rep	3:27.291	8 9		121.6

Published at:

Track Status: **DRY**

Stewards Ronald BARBIERE, Chairman Alexandre MAGIS Etienne MASSILLON			Timekeeper Alberto Estébanez 
--	--	--	---



8-Pre-War Sports Cars-Motor Racing Leg

SPA SIX HOURS

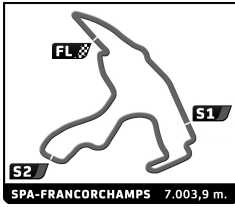
Qualifying

Final Classification by Driver Fastest Lap

No	Team	Car	Class	Driver	Time	Lap	Total	Gap	Kph
1	2	DELAHAYE 135	PV over 200	Ross KEELING	3:23.115	8	8		124.1
2	8	ALVIS Firefly Special	PV over 200	Rudiger FRIEDRICH S	3:26.006	4	6	2.891	2.891 122.4
3	59	FRAZER NASH TT Rep	PV under 15	Robert BEEBEE	3:27.291	8	9	4.176	1.285 121.6
4	1	ALFA ROMEO 8C Monza	PV over 200	Christopher MANN	3:28.566	9	9	5.451	1.275 120.9
5	26	TALBOT Lago T26		Luc BRANDTS	3:29.201	4	6	6.086	0.635 120.5
6	24	BENTLEY 3/4½	Vintage over	Clive MORLEY	3:30.304	9	9	7.189	1.103 119.9
7	35	MORGAN Super Aero	Vintage undk	Sue DARBYSHIRE	3:32.207	6	7	9.092	1.903 118.8
8	7	ASTON MARTIN 2 Litre Speed	PV under 20	Heinz STAMM	3:32.764	7	8	9.649	0.557 118.5
9	33	RILEY 12/4 TT Sprite Rep	PV under 20	Alexander HEWITSON	3:38.253	6	8	15.138	5.489 115.5
10	42	ALFA ROMEO 8C Monza	PV over 200	David COOKE	3:39.792	7	7	16.677	1.539 114.7
11	29	RILEY Kestrel Sports	PV under 20	Richard ILIFFE	3:43.073	8	8	19.958	3.281 113.0
12	17	INVICTA Low Chassis	PV over 200	Alan BROWN	3:57.198	7	7	34.083	14.125 106.3
13	46	BENTLEY 3 Litre	Vintage undk	Duncan WILTSHIRE	3:57.904	7	7	34.789	0.706 106.0
14	32	BENTLEY 3/4½	Vintage over	George ALLEN-ELBOURN	4:01.645	5	7	38.530	3.741 104.3
15	144	BENTLEY Tourer	Vintage over	Paul POCHCIOL	4:03.171	3	5	40.056	1.526 103.7
16	6	DELAHAYE 135S	PV over 200	Fred HARPER	4:03.707	6	7	40.592	0.536 103.5
17	9	RILEY 9 Brooklands	Vintage undk	Hagen KRANZ	4:16.204	7	7	53.089	12.497 98.4
18	2	DELAHAYE 135	PV over 200	Calum LOCKIE					
19	6	DELAHAYE 135S	PV over 200	Richard WRIGHT					
20	17	INVICTA Low Chassis	PV over 200	Sam BROWN					
21	24	BENTLEY 3/4½	Vintage over	James MORLEY					
22	32	BENTLEY 3/4½	Vintage over	William ELBOURN (JNR)					
23	35	MORGAN Super Aero	Vintage undk	Duncan WOOD					
24	46	BENTLEY 3 Litre	Vintage undk	Stuart MORLEY					

Published at:

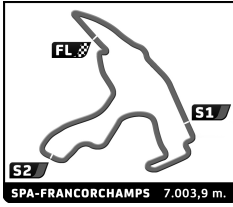
Stewards Ronald BARBIERE, Chairman Alexandre MAGIS Etienne MASSILLON			Timekeeper Alberto Estébanez
--	--	--	--



8-Pre-War Sports Cars-Motor Racing Legends SPA SIX HOURS Qualifying

Best Sector Times

Sector 1		Sector 2		Sector 3		No Team	Class	Ideal Lap	Best Lap
No Driver	Time	No Driver	Time	No Driver	Time				
1	8 R.FRIEDRICHS 59.221	2 R.KEELING 1:30.067	2 R.KEELING 52.361	1	2	PV over 2000cc	3:22.644	3:23.115 (1)	
2	26 L.BRANDTS 59.315	59 R.BEEBEE 1:30.935	8 R.FRIEDRICHS 52.839	2	8	PV over 2000cc Non-HTP	3:23.703	3:26.006 (2)	
3	1 C.MANN 59.669	8 R.FRIEDRICHS 1:31.643	1 C.MANN 53.346	3	59	PV under 1501cc	3:27.291	3:27.291 (3)	
4	2 R.KEELING 1:00.216	7 H.STAMM 1:32.891	26 L.BRANDTS 54.090	4	1	PV over 2000cc	3:27.357	3:28.566 (4)	
5	24 C.MORLEY 1:01.796	24 C.MORLEY 1:33.377	59 R.BEEBEE 54.191	5	26		3:27.796	3:29.201 (5)	
6	35 S.DARBYSHIRE 1:01.839	1 C.MANN 1:34.342	24 C.MORLEY 54.448	6	24	Vintage over 3000cc	3:29.621	3:30.304 (6)	
7	59 R.BEEBEE 1:02.165	35 S.DARBYSHIRE 1:34.364	7 H.STAMM 54.974	7	7	PV under 2001cc	3:31.256	3:32.764 (8)	
8	7 H.STAMM 1:03.391	26 L.BRANDTS 1:34.391	35 S.DARBYSHIRE 55.319	8	35	Vintage under 3001cc	3:31.522	3:32.207 (7)	
9	33 A.HEWITSON 1:05.547	33 A.HEWITSON 1:34.936	33 A.HEWITSON 56.655	9	33	PV under 2001cc	3:37.138	3:38.253 (9)	
10	29 R.ILIFFE 1:05.880	46 D.WILTSHIRE 1:38.764	29 R.ILIFFE 57.372	10	29	PV under 2001cc	3:42.542	3:43.073 (11)	
11	144 P.POCHCIOL 1:08.662	29 R.ILIFFE 1:39.290	32 G.ALLEN-ELBOURN 1:01.356	11	32	Vintage over 3000cc	3:55.623	4:01.645 (14)	
12	17 A.BROWN 1:09.906	32 G.ALLEN-ELBOURN 1:42.282	17 A.BROWN 1:01.389	12	46	Vintage under 3001cc	3:56.745	3:57.904 (13)	
13	6 F.HARPER 1:10.986	17 A.BROWN 1:45.540	144 P.POCHCIOL 1:03.137	13	17	PV over 2000cc	3:56.835	3:57.198 (12)	
14	32 G.ALLEN-ELBOURN 1:11.985	9 H.KRANZ 1:45.636	46 D.WILTSHIRE 1:03.472	14	144	Vintage over 3000cc	4:01.011	4:03.171 (15)	
15	46 D.WILTSHIRE 1:14.509	6 F.HARPER 1:46.934	6 F.HARPER 1:03.588	15	6	PV over 2000cc	4:01.508	4:03.707 (16)	
16	9 H.KRANZ 1:21.400	144 P.POCHCIOL 1:49.212	9 H.KRANZ 1:08.781	16	9	Vintage under 3001cc	4:15.817	4:16.204 (17)	



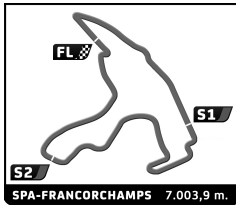
8-Pre-War Sports Cars-Motor Racing Legend

SPA SIX HOURS

Qualifying

Best Top Speed


Team	Car	Class	Top Speed	Top 1		Top 2		Top 3		Top 4		Top 5		
				Kph	Lap	Kph	Lap	Kph	Lap	Kph	Lap	Kph	Lap	Avg
1	ALFA ROMEO 8C Monza	PV over 2000	C. MANN	164.9	7	161.9	9	157.9	5	157.7	8	155.2	4	159.5
2	DELAHAYE 135	PV over 2000	R. KEELING	159.5	6	158.4	7	157.9	8	147.7	3	146.7	4	154.0
8	ALVIS Firefly Special	PV over 2000	R. FRIEDRICHS	158.6	4	157.4	6	154.3	5	149.8	3	147.9	2	153.6
59	FRAZER NASH TT Rep	PV under 1500	R. BEEBEE	151.3	3	150.6	9	149.0	8	148.6	4	148.6	7	149.6
24	BENTLEY 3/4½	Vintage over 1500	C. MORLEY	150.6	8	150.4	9	150.0	6	148.1	5	145.9	3	149.0
26	TALBOT Lago T26	Vintage over 1500	L. BRANDTS	150.6	2	149.6	3	143.0	4	139.7	5	132.4	6	143.1
7	ASTON MARTIN 2 Litre Speed	PV under 2000	H. STAMM	144.8	8	138.6	6	137.1	5	137.1	7	129.0	2	137.3
35	MORGAN Super Aero	Vintage under 1500	S. DARBYSHIRE	143.2	7	142.9	6	141.9	3	141.5	5	137.4	4	141.4
17	INVICTA Low Chassis	PV over 2000	A. BROWN	142.1	2	122.3	7	121.6	1	120.4	3	112.3	4	123.7
33	RILEY 12/4 TT Sprite Rep	PV under 2000	A. HEWITSON	139.9	6	139.2	4	137.9	7	137.9	8	133.7	5	137.7
29	RILEY Kestrel Sports	PV under 2000	R. ILIFFE	137.8	5	137.1	8	134.0	4	131.4	3	129.5	7	134.0
6	DELAHAYE 135S	PV over 2000	F. HARPER	133.3	3	128.3	4	124.9	7	117.8	2	109.0	5	122.7
32	BENTLEY 3/4½	Vintage over 1500	G. ALLEN-ELBOURN	130.6	3	129.0	2	111.1	4	108.3	5	104.4	7	116.7
46	BENTLEY 3 Litre	Vintage under 1500	D. WILTSHIRE	122.0	7	121.8	5	117.8	6	117.3	3	112.6	2	118.3
144	BENTLEY Tourer	Vintage over 1500	P. POCHCIOL	119.6	5	115.0	3	110.8	2	106.6	1	105.3	4	111.5
9	RILEY 9 Brooklands	Vintage under 1500	H. KRANZ	100.5	4	98.9	2	98.2	7	97.0	3	92.1	6	97.3
42	ALFA ROMEO 8C Monza	PV over 2000	D. COOKE											



8-Pre-War Sports Cars-Motor Racing Legends SPA SIX HOURS Qualifying

Fastest Lap Sequence

Elapsed	No Team	Car	Class	Driver	Time	Kph	Lap
6:55.306	8	ALVIS Firefly Special	PV over 2000cc Non-HTP	Rudiger FRIEDRICHS	3:29.694	120.2	2
10:21.667	8	ALVIS Firefly Special	PV over 2000cc Non-HTP	Rudiger FRIEDRICHS	3:26.361	122.2	3
13:47.673	8	ALVIS Firefly Special	PV over 2000cc Non-HTP	Rudiger FRIEDRICHS	3:26.006	122.4	4
24:05.313	2	DELAHAYE 135	PV over 2000cc	Ross KEELING	3:24.343	123.4	6
27:28.482	2	DELAHAYE 135	PV over 2000cc	Ross KEELING	3:23.169	124.1	7
30:51.597	2	DELAHAYE 135	PV over 2000cc	Ross KEELING	3:23.115	124.1	8



8-Pre-War Sports Cars-Motor Racing Legend

SPA SIX HOURS

Qualifying

Sector Analysis

— Invalidated Lap ■ Personal Best ■ Session Best B Crossing the pit lane

Lap	D	Time	Sector 1	Sector 2	Sector 3	T.Spd	Elapsed	Lap	D	Time	Sector 1	Sector 2	Sector 3	T.Spd	Elapsed
-----	---	------	----------	----------	----------	-------	---------	-----	---	------	----------	----------	----------	-------	---------

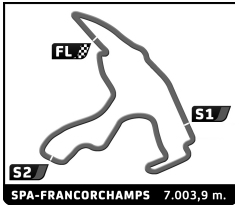
32	1.George ALLEN-ELBOURN		2.William ELBOURN (JNR)		BENTLEY 3/4½ ige over 3000cc		FRAZER NASH TT Rep V under 1501cc	
	8	1	3:43.073	1:06.411	1:39.290	57.372	137.1	30:36.702
	1	1	4:19.921	1:25.778	1:48.149	1:05.994	92.8	4:19.921
	2	1	4:02.123	1:12.369	1:47.040	1:02.714	129.0	8:22.044
	3	1	4:08.611	B 1:11.985	1:42.282	1:14.344	130.6	12:30.655
	4	1	5:22.025	2:29.740	1:48.790	1:03.495	111.1	17:52.680
	5	1	4:01.645	1:14.882	1:44.834	1:01.929	108.3	21:54.325
	6	1	4:05.714	1:17.272	1:45.385	1:03.057	98.9	26:00.039
7	1	4:06.447	1:14.721	1:50.370	1:01.356	104.4	30:06.486	

33	1.Alexander HEWITSON		RILEY 12/4 TT Sprite Rep		J1cc - Non-HTP		BENTLEY Tourer ige over 3000cc	
	1	1	4:15.218	1:27.049	1:47.181	1:00.988	107.6	4:15.218
	2	1	3:54.437	1:08.446	1:47.206	58.785	129.5	8:09.655
	3	1	3:55.518	B 1:08.569	1:39.555	1:07.394	124.7	12:05.173
	4	1	4:10.428	1:36.419	1:36.148	57.861	139.2	16:15.601
	5	1	3:40.625	1:07.245	1:35.414	57.966	133.7	19:56.226
	6	1	3:38.253	1:06.043	1:35.555	56.655	139.9	23:34.479
	7	1	3:39.985	1:05.751	1:36.519	57.715	137.9	27:14.464
8	1	3:41.681	1:05.547	1:34.936	1:01.198	137.9	30:56.145	

35	1.Sue DARBYSHIRE		2.Duncan WOOD		MORGAN Super Aero		e under 3001cc	
	1	1	4:08.074	1:16.000	1:50.841	1:01.233	113.1	4:08.074
	2	1	3:40.205	1:04.547	1:38.769	56.889	129.7	7:48.279
	3	1	3:37.683	1:03.093	1:38.079	56.511	141.9	11:25.962
	4	1	3:50.433	B 1:03.871	1:39.180	1:07.382	137.4	15:16.395
	5	1	4:09.183	1:37.299	1:34.968	56.916	141.5	19:25.578
	6	1	3:32.207	1:02.524	1:34.364	55.319	142.9	22:57.785
	7	1	3:32.893	1:01.839	1:35.334	55.720	143.2	26:30.678

42	1.David COOKE		ALFA ROMEO 8C Monza		PV over 2000cc		BENTLEY 3 Litre e under 3001cc	
	1	1	3:51.878					3:51.878
	2	1	3:54.462					7:46.340
	3	1	3:48.887					11:35.227
	4	1	3:45.614					15:20.841
	5	1	4:08.986	B				19:29.827
	6	1	7:04.382					26:34.209
	7	1	3:39.792					30:14.001

46	1.Duncan WILTSHIRE		2.Stuart MORLEY		BENTLEY 3 Litre		e under 3001cc	
	1	1	4:29.444	1:34.970	1:47.587	1:06.887	98.5	4:29.444
	2	1	4:11.098	1:18.468	1:45.865	1:06.765	112.6	8:40.542
	3	1	4:15.652	B 1:16.701	1:44.932	1:14.019	117.3	12:56.194
	4	1	5:23.944	2:34.734	1:43.014	1:06.196	111.0	18:20.138
	5	1	3:59.870	1:14.695	1:40.600	1:04.575	121.8	22:20.008
	6	1	3:58.318	1:14.939	1:39.907	1:03.472	117.8	26:18.326
	7	1	3:57.904	1:14.509	1:38.764	1:04.631	122.0	30:16.230

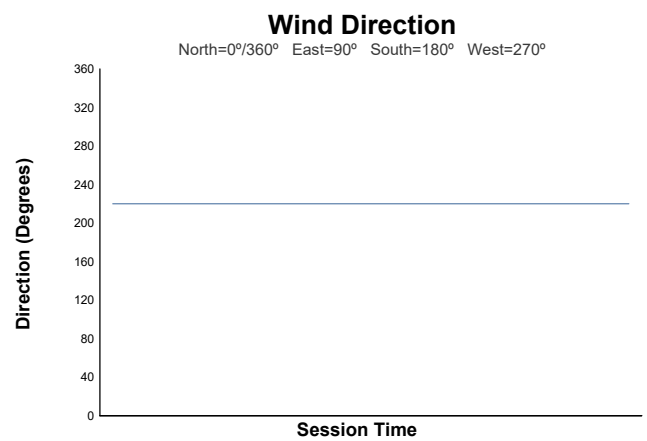
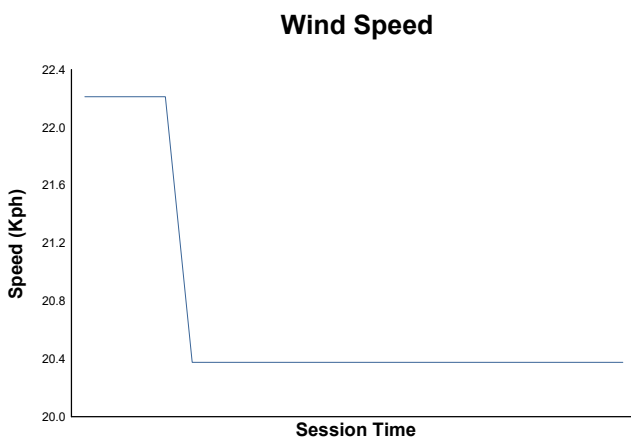
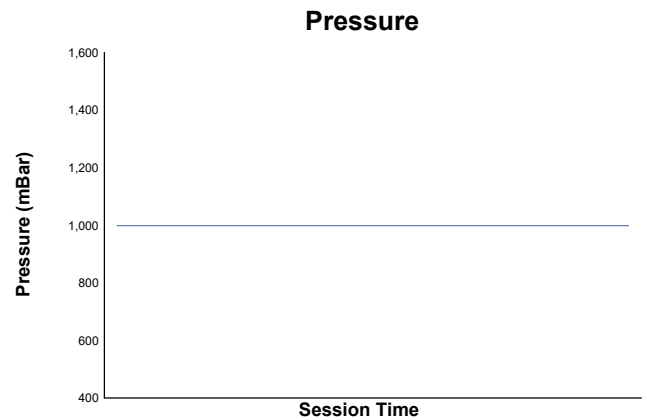
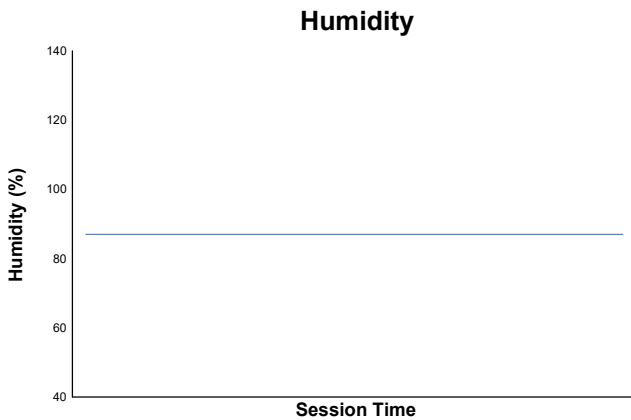
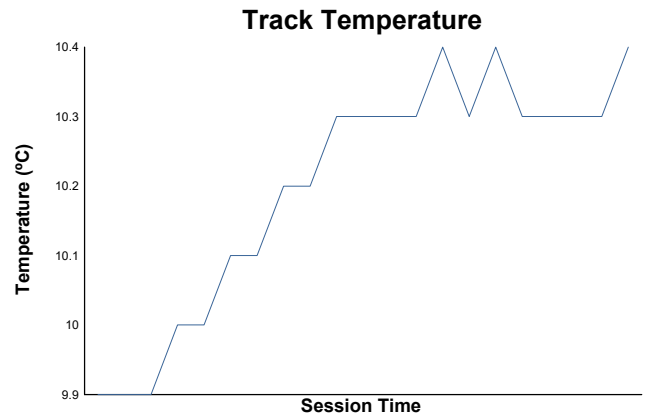
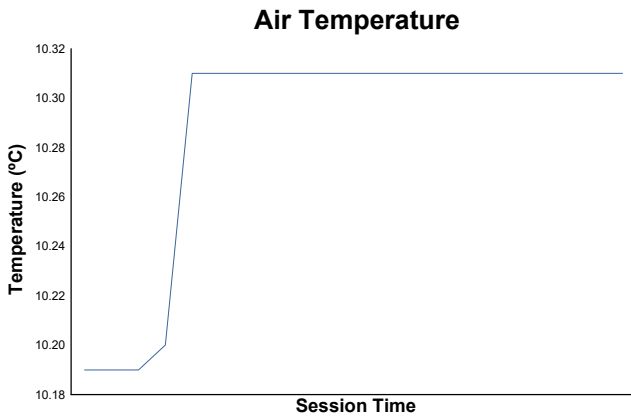


8-Pre-War Sports Cars-Motor Racing Legends

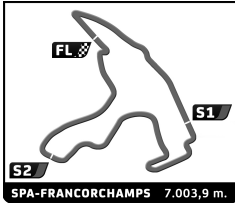
SPA SIX HOURS

Qualifying

Weather Report



Track Status: **DRY**



8-Pre-War Sports Cars-Motor Racing Legend

SPA SIX HOURS

Race (40 Minutes)


Final Starting Grid

4:16.204	Hagen KRANZ	9	- 9 -		
4:03.171	Paul POCHCIOL	144	- 8 -	6	Fred HARPER 4:03.707
3:57.904	Duncan WILTSHIRE	46	- 7 -	32	George ALLEN-ELBOURN 4:01.645
3:43.073	Richard ILIFFE	29	- 6 -	17	Alan BROWN 3:57.198
3:38.253	Alexander HEWITSON	33	- 5 -	42	David COOKE 3:39.792
3:32.207	Sue DARBYSHIRE	35	- 4 -	7	Heinz STAMM 3:32.764
3:29.201		26	- 3 -	24	Clive MORLEY 3:30.304
3:27.291	Robert BEEBEE	59	- 2 -	1	Christopher MANN 3:28.566
3:23.115	Ross KEELING	2	- 1 -	8	Rudiger FRIEDRICHS 3:26.006

Pole



Stewards Ronald BARBIERE, Chairman Alexandre MAGIS Etienne MASSILLON			Timekeeper Alberto Estébanez
--	--	--	--



8-Pre-War Sports Cars-Motor Racing Lega

SPA SIX HOURS

Race (40 Minutes)

Final Classification


No Drivers	Team	Car	Cl.	Laps	Total Time	Gap	Kph	Best Lap		
								Lap	Time	Kph
1	8 R. FRIEDRICHS	ALVIS Firefly Special	PW9	11	42:16.171	-	109.2	2	3:32.155	118.8
2	59 R. BEEBEE	FRAZER NASH TT Rep	PW3	11	42:19.624	+3.453	109.0	2	3:37.063	116.2
3	1 C. MANN	ALFA ROMEO 8C Monza	PW5	11	42:32.219	+16.048	108.5	2	3:31.269	119.3
4	2 R. KEELING / C. LOCKIE	DELAHAYE 135	PW5	11	43:00.776	+44.605	107.3	2	3:42.158	113.5
5	35 S. DARBYSHIRE / D. WOOD	MORGAN Super Aero	PW1	11	44:12.168	+1:55.997	104.4	2	3:53.295	108.1
6	33 A. HEWITSON	RILEY 12/4 TT Sprite Rep	PW8	11	44:15.313	+1:59.142	104.3	2	3:49.163	110.0
7	7 H. STAMM	ASTON MARTIN 2 Litre Speed	PW4	11	44:17.867	+2:01.696	104.2	2	3:43.549	112.8
8	144 P. POCHCIOL	BENTLEY Tourer	PW2	11	45:47.569	+3:31.398	100.8	2	3:59.304	105.4
9	17 A. BROWN / S. BROWN	INVICTA Low Chassis	PW5	10	42:27.104	1 Lap	98.8	2	3:54.212	107.7
10	29 R. ILIFFE	RILEY Kestrel Sports	PW8	10	42:39.941	1 Lap	98.3	2	3:54.537	107.5
11	42 D. COOKE	ALFA ROMEO 8C Monza	PW5	10	43:07.012	1 Lap	97.3	2	4:07.740	101.8
12	6 F. HARPER / R. WRIGHT	DELAHAYE 135S	PW5	10	43:39.486	1 Lap	96.1	2	4:02.222	104.1
13	24 C. MORLEY / J. MORLEY	BENTLEY 3/4 1/2	PW2	5	19:07.052	6 Laps	109.5	2	3:37.527	115.9
14	46 D. WILTSHIRE / S. MORLEY	BENTLEY 3 Litre	PW1	4	16:58.678	7 Laps	98.6	2	4:09.658	101.0
15	32 G. ALLEN-ELBOURN / W. ELBOURN (JNR)	BENTLEY 3/4 1/2	PW2	1	4:07.392	10 Laps	100.1			
16	9 H. KRANZ	RILEY 9 Brooklands	PW1							
17	202 C. PEDERSEN	RILEY TT Sprite	PW3							

Pole Position:	Ross KEELING	3:23.115	124.1 Kph
Fastest Lap:	Lap 2 Christopher MANN	3:31.269	119.3 Kph

Published at:

Track Status: **WET**

Stewards Ronald BARBIERE, Chairman Alexandre MAGIS Etienne MASSILLON			Timekeeper Alberto Estébanez
--	--	--	--



8-Pre-War Sports Cars-Motor Racing Legend

SPA SIX HOURS

Race (40 Minutes)


Final Classification by Class

No Drivers	Team	Car	Laps	Total Time	Gap	Kph	Best Lap		
							Lap	Time	Kph
PW9									
1	8 R. FRIEDRICHS	ALVIS Firefly Special	11	42:16.171		109.2	2	3:32.155	118.8
PW8									
1	33 A. HEWITSON	RILEY 12/4 TT Sprite Rep	11	44:15.313		104.3	2	3:49.163	110.0
2	29 R. ILIFFE	RILEY Kestrel Sports	10	42:39.941	1 Lap	98.3	2	3:54.537	107.5
PW4									
1	7 H. STAMM	ASTON MARTIN 2 Litre Speed	11	44:17.867		104.2	2	3:43.549	112.8
PW5									
1	1 C. MANN	ALFA ROMEO 8C Monza	11	42:32.219		108.5	2	3:31.269	119.3
2	2 R. KEELING / C. LOCKIE	DELAHAYE 135	11	43:00.776	+28.557	107.3	2	3:42.158	113.5
3	17 A. BROWN / S. BROWN	INVICTA Low Chassis	10	42:27.104	1 Lap	98.8	2	3:54.212	107.7
4	42 D. COOKE	ALFA ROMEO 8C Monza	10	43:07.012	1 Lap	97.3	2	4:07.740	101.8
5	6 F. HARPER / R. WRIGHT	DELAHAYE 135S	10	43:39.486	1 Lap	96.1	2	4:02.222	104.1
PW1									
1	35 S. DARBYSHIRE / D. WOOD	MORGAN Super Aero	11	44:12.168		104.4	2	3:53.295	108.1
2	46 D. WILTSHIRE / S. MORLEY	BENTLEY 3 Litre	4	16:58.678	7 Laps	98.6	2	4:09.658	101.0
3	9 H. KRANZ	RILEY 9 Brooklands							
PW2									
1	144 P. POCHCIOL	BENTLEY Tourer	11	45:47.569		100.8	2	3:59.304	105.4
2	24 C. MORLEY / J. MORLEY	BENTLEY 3/4½	5	19:07.052	6 Laps	109.5	2	3:37.527	115.9
3	32 G. ALLEN-ELBOURN / W. ELBOURN (JNR)	BENTLEY 3/4½	1	4:07.392	10 Laps	100.1			
PW3									
1	59 R. BEEBEE	FRAZER NASH TT Rep	11	42:19.624		109.0	2	3:37.063	116.2
2	202 C. PEDERSEN	RILEY TT Sprite							

Published at:

Track Status: **WET**

Stewards Ronald BARBIERE, Chairman Alexandre MAGIS Etienne MASSILLON			Timekeeper Alberto Estébanez



8-Pre-War Sports Cars-Motor Racing Leg

SPA SIX HOURS

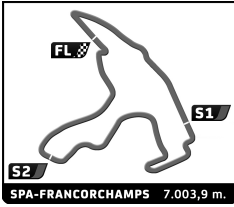
Race

Provisional Classification by Driver Fastest Lap

No	Team	Car	Class	Driver	Time Lap	Total	Gap	Kph
1	1	ALFA ROMEO 8C Monza	PW5	Christopher MANN	3:31.269	2 11		119.3
2	8	ALVIS Firefly Special	PW9	Rudiger FRIEDRIGHS	3:32.155	2 11	0.886	118.8
3	59	FRAZER NASH TT Rep	PW3	Robert BEEBEE	3:37.063	2 11	5.794	116.2
4	24	BENTLEY 3/4½	PW2	Clive MORLEY	3:37.527	2 5	6.258	115.9
5	2	DELAHAYE 135	PW5	Ross KEELING	3:42.158	2 11	10.889	113.5
6	7	ASTON MARTIN 2 Litre Speed	PW4	Heinz STAMM	3:43.549	2 11	12.280	112.8
7	33	RILEY 12/4 TT Sprite Rep	PW8	Alexander HEWITSON	3:49.163	2 11	17.894	110.0
8	35	MORGAN Super Aero	PW1	Sue DARBYSHIRE	3:53.295	2 11	22.026	108.1
9	17	INVICTA Low Chassis	PW5	Alan BROWN	3:54.212	2 10	22.943	107.7
10	29	RILEY Kestrel Sports	PW8	Richard ILIFFE	3:54.537	2 10	23.268	107.5
11	144	BENTLEY Tourer	PW2	Paul POCHCIOL	3:59.304	2 11	28.035	105.4
12	6	DELAHAYE 135S	PW5	Fred HARPER	4:02.222	2 10	30.953	104.1
13	42	ALFA ROMEO 8C Monza	PW5	David COOKE	4:07.740	2 10	36.471	101.8
14	46	BENTLEY 3 Litre	PW1	Duncan WILTSHIRE	4:09.658	2 4	38.389	101.0
15	32	BENTLEY 3/4½	PW2	George ALLEN-ELBOURN		1		
16	2	DELAHAYE 135	PW5	Calum LOCKIE				
17	6	DELAHAYE 135S	PW5	Richard WRIGHT				
18	9	RILEY 9 Brooklands	PW1	Hagen KRANZ				
19	17	INVICTA Low Chassis	PW5	Sam BROWN				
20	24	BENTLEY 3/4½	PW2	James MORLEY				
21	32	BENTLEY 3/4½	PW2	William ELBOURN (JNR)				
22	35	MORGAN Super Aero	PW1	Duncan WOOD				
23	46	BENTLEY 3 Litre	PW1	Stuart MORLEY				
24	202	RILEY TT Sprite	PW3	Christian PEDERSEN				

Published at:

Race Director Jean-Yves MUNSTERS	Timekeeper Alberto Estébanez 
--	--



8-Pre-War Sports Cars-Motor Racing Leg

SPA SIX HOURS

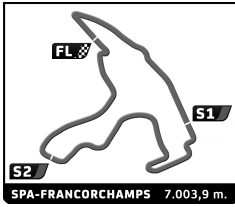
Race

Lap Chart

Lap

No	Pos	Grid	1	2	3	4	5	6	7	8	9	10	11
2	1	2	8	8	8	8	8	8	8	8	8	8	8
8	2	8	1	1	1	1	1	1	59	59	59	59	59
59	3	59	24	24	59	59	59	59	1	1	1	1	1
1	4	1	59	59	24	24	24	2	2	2	2	2	2
24	6	24	2	2	2	2	2	7	7	7	35	35	35
35	7	35	7	7	7	7	7	33	35	35	7	7	33
7	8	7	33	33	33	33	33	35	33	33	33	33	7
33	9	33	17	17	35	35	35	144	144	144	144	144	144
42	10	42	42	35	17	17	17	17	17	17	17	17	17
29	11	29	35	29	144	144	144	29	29	29	29	29	29
17	12	17	144	144	29	29	29	6	42	42	42	42	42
46	13	46	29	42	42	42	42	42	6	6	6	6	6
32	14	32	32	6	46	6	6	6	6	6	6	6	6
144	15	144	6	46	6	46	6	6	6	6	6	6	6
6	16	6	46	6	46	6	6	6	6	6	6	6	6
9	17	9	9	9	9	9	9	9	9	9	9	9	9
202	0	202	202	202	202	202	202	202	202	202	202	202	202






8-Pre-War Sports Cars-Motor Racing Legends SPA SIX HOURS Race

Best Sector Times

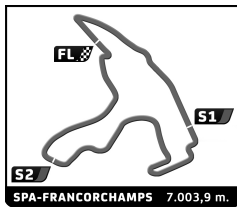
Sector 1		Sector 2		Sector 3		No Team	Class	Ideal Lap	Best Lap
No Driver	Time	No Driver	Time	No Driver	Time				
1	8 R.FRIEDRICHS 59.373	8 R.FRIEDRICHS 1:36.581	8 R.FRIEDRICHS 54.525	1	8	PW9	3:30.479	3:32.155 (2)	
2	24 C.MORLEY 1:01.409	24 C.MORLEY 1:37.229	24 C.MORLEY 56.084	2	24	PW2	3:34.722	3:37.527 (4)	
3	2 R.KEELING 1:03.182	2 R.KEELING 1:39.174	7 H.STAMM 57.951	3	2	PW5	3:40.686	3:42.158 (5)	
4	7 H.STAMM 1:03.962	7 H.STAMM 1:39.676	2 R.KEELING 58.330	4	7	PW4	3:41.589	3:43.549 (6)	
5	33 A.HEWITSON 1:06.089	33 A.HEWITSON 1:40.198	33 A.HEWITSON 59.555	5	33	PW8	3:45.842	3:49.163 (7)	
6	29 R.ILIFFE 1:06.964	35 S.DARBYSHIRE 1:41.997	35 S.DARBYSHIRE 1:00.586	6	35	PW1	3:50.399	3:53.295 (8)	
7	144 P.POCHCIOL 1:07.068	42 D.COOKE 1:44.188	17 A.BROWN 1:01.325	7	29	PW8	3:53.861	3:54.537 (10)	
8	17 A.BROWN 1:07.121	32 G.ALLEN-ELBOURN 1:45.335	29 R.ILIFFE 1:01.358	8	17	PW5	3:54.212	3:54.212 (9)	
9	35 S.DARBYSHIRE 1:07.816	29 R.ILIFFE 1:45.539	42 D.COOKE 1:02.230	9	144	PW2	3:57.267	3:59.304 (11)	
10	6 F.HARPER 1:09.653	17 A.BROWN 1:45.766	144 P.POCHCIOL 1:02.294	10	42	PW5	3:57.346	4:07.740 (13)	
11	42 D.COOKE 1:10.928	46 D.WILTSHIRE 1:46.296	6 F.HARPER 1:02.953	11	6	PW5	3:59.767	4:02.222 (12)	
12	46 D.WILTSHIRE 1:14.295	6 F.HARPER 1:47.161	32 G.ALLEN-ELBOURN 1:03.024	12	46	PW1	4:06.263	4:09.658 (14)	



8-Pre-War Sports Cars-Motor Racing Legends SPA SIX HOURS Race

Best Top Speed


Team	Car	Class	Top Speed	Top 1		Top 2		Top 3		Top 4		Top 5		Avg
				Kph	Lap	Kph	Lap	Kph	Lap	Kph	Lap	Kph	Lap	
24	BENTLEY 3/4½	PW2	C. MORLEY	158.1	3	156.3	2	143.2	4	126.2	5			146.0
2	DELAHAYE 135	PW5	R. KEELING	152.5	2	148.1	11	147.7	9	146.1	6	144.0	7	147.7
8	ALVIS Firefly Special	PW9	R. FRIEDRICHS	151.9	2	151.0	7	151.0	3	148.4	10	148.4	4	150.1
17	INVICTA Low Chassis	PW5	A. BROWN	151.9	2	149.0	4	147.3	5	143.0	3	118.0	10	141.8
7	ASTON MARTIN 2 Litre Speed	PW4	H. STAMM	143.6	10	142.1	2	140.4	6	140.1	9	133.7	3	140.0
29	RILEY Kestrel Sports	PW8	R. ILIFFE	143.4	3	136.5	10	133.3	6	132.5	9	130.1	2	135.2
35	MORGAN Super Aero	PW1	S. DARBYSHIRE	142.1	9	141.5	5	140.8	10	140.6	7	139.4	8	140.9
33	RILEY 12/4 TT Sprite Rep	PW8	A. HEWITSON	141.4	3	139.7	8	139.5	5	139.4	2	136.9	4	139.4
6	DELAHAYE 135S	PW5	F. HARPER	138.1	5	135.5	6	134.8	3	134.3	4	133.5	2	135.2
144	BENTLEY Tourer	PW2	P. POCHCIOL	135.5	6	131.4	3	126.2	9	125.6	4	120.7	2	127.9
42	ALFA ROMEO 8C Monza	PW5	D. COOKE	127.4	3	127.2	5	126.8	9	123.6	10	122.9	4	125.6
46	BENTLEY 3 Litre	PW1	D. WILTSHIRE	126.3	2	124.0	4	123.6	3					124.6
1	ALFA ROMEO 8C Monza	PW5	C. MANN											
9	RILEY 9 Brooklands	PW1												
32	BENTLEY 3/4½	PW2	G. ALLEN-ELBOURN											
59	FRAZER NASH TT Rep	PW3	R. BEEBEE											
202	RILEY TT Sprite	PW3												



8-Pre-War Sports Cars-Motor Racing Legend SPA SIX HOURS Race

Leader Sequence by Class


No	Team	Car	Start Lap	End Lap	Laps	Total Laps
PW1						
35		MORGAN Super Aero	1	11	11	11
PW2						
24		BENTLEY 3/4½	1	5	5	5
144		BENTLEY Tourer	6	11	6	6
PW3						
59		FRAZER NASH TT Rep	1	11	11	11
PW4						
7		ASTON MARTIN 2 Litre Speed	1	11	11	11
PW5						
1		ALFA ROMEO 8C Monza	1	11	11	11
PW8						
33		RILEY 12/4 TT Sprite Rep	1	11	11	11
PW9						
8		ALVIS Firefly Special	1	11	11	11



8-Pre-War Sports Cars-Motor Racing Legends SPA SIX HOURS Race

Fastest Lap Sequence

Elapsed	No Team	Car	Class	Driver	Time	Kph	Lap
7:03.686	8	ALVIS Firefly Special	PW9	Rudiger FRIEDRICHS	3:32.155	118.8	2
7:05.353	1	ALFA ROMEO 8C Monza	PW5	Christopher MANN	3:31.269	119.3	2




8-Pre-War Sports Cars-Motor Racing Legend SPA SIX HOURS Race

Analysis by lap

Lapped ■

No	Lap Time	Gap	No	Lap Time	Gap	No	Lap Time	Gap	No	Lap Time	Gap	No	Lap Time	Gap					
Lap 1																			
8	3:31.531	0.000	33	4:00.878	59.977	2	3:48.554	49.614											
1	3:34.084	2.553	35	3:54.257	1:05.375	7	4:00.072	1:28.035											
24	3:35.768	4.237	17	4:01.293	1:21.290	35	3:59.564	1:29.697											
59	3:36.383	4.852	144	4:04.923	1:35.622	33	4:00.520	1:30.745											
2	3:42.112	10.581	29	4:14.167	1:47.133	144	4:03.093	2:24.517											
7	3:44.902	13.371	42	4:15.236	2:01.000	17	4:15.321	3:07.219											
33	3:48.228	16.697	6	4:14.452	2:18.617	29	4:16.379	3:22.716											
17	3:57.299	25.768	46	4:19.712	2:22.830	42	4:14.029	3:43.194											
42	3:58.189	26.658	Lap 5																
35	3:59.344	27.813	8	3:56.591		8	3:50.384												
144	4:03.321	31.790	1	4:02.457	12.023	59	3:50.386	7.034											
29	4:03.328	31.797	59	3:58.886	17.473	1	3:49.887	11.558											
32	4:07.392	35.861	24	4:02.201	34.613	6	4:19.875	1 Lap											
6	4:09.188	37.657	2	4:10.857	1:01.000	2	3:48.134	47.364											
46	4:12.545	41.014	7	4:09.578	1:08.356	35	3:57.376	1:36.689											
Lap 2																			
8	3:32.155		33	4:08.734	1:12.120	7	4:01.107	1:38.758											
1	3:31.269	1.667	35	4:05.212	1:13.996	33	3:59.404	1:39.765											
24	3:37.527	9.609	17	4:10.881	1:35.580	144	4:04.629	2:38.762											
59	3:37.063	9.760	144	4:05.700	1:44.731	17	4:17.177	3:34.012											
2	3:42.158	20.584	29	4:23.897	2:14.439	29	4:16.305	3:48.637											
7	3:43.549	24.765	42	4:23.713	2:28.122	Lap 10													
33	3:49.163	33.705	6	4:14.155	2:36.181	8	3:50.238												
17	3:54.212	47.825	Lap 6																
35	3:53.295	48.953	8	3:59.697		59	3:47.889	4.685											
29	3:54.537	54.179	1	4:01.711	14.037	1	3:51.587	12.907											
144	3:59.304	58.939	59	4:21.598	39.374	42	4:20.289	1 Lap											
42	4:07.740	1:02.243	2	4:20.344	1:21.647	2	3:49.954	47.080											
6	4:02.222	1:07.724	7	4:29.015	1:37.674	6	4:18.781	1 Lap											
46	4:09.658	1:18.517	33	4:26.463	1:38.886	35	3:59.367	1:45.818											
Lap 3																			
8	3:44.050		35	4:26.497	1:40.796	7	3:59.893	1:48.413											
1	3:45.740	3.357	144	4:12.940	1:57.974	33	4:00.613	1:50.140											
59	3:47.968	13.678	17	5:03.665	2:39.548	144	4:06.171	2:54.695											
24	3:51.911	17.470	29	4:44.737	2:59.479	Lap 11													
2	3:54.226	30.760	6	4:29.289	3:05.773	8	3:53.269												
7	3:59.342	40.057	42	4:57.369	3:25.794	59	3:52.037	3.453											
33	3:57.556	47.211	Lap 7																
35	3:54.327	59.230	8	4:19.204		17	4:20.428	1 Lap											
17	4:04.334	1:08.109	59	3:48.089	8.259	1	3:56.410	16.048											
144	4:03.922	1:18.811	1	4:18.624	13.457	29	4:18.640	1 Lap											
29	4:10.949	1:21.078	2	3:49.557	52.000	2	3:50.794	44.605											
42	4:15.683	1:33.876	7	4:00.433	1:18.903	42	4:21.249	1 Lap											
46	4:16.763	1:51.230	35	3:59.481	1:21.073	6	4:19.546	1 Lap											
6	4:28.603	1:52.277	33	4:01.483	1:21.165	35	4:03.448	1:55.997											
Lap 4																			
8	3:48.112		144	4:33.594	2:12.364	33	4:02.271	1:59.142											
1	3:50.912	6.157	17	4:22.494	2:42.838	7	4:06.552	2:01.696											
59	3:49.612	15.178	29	4:17.002	2:57.277	144	4:29.972	3:31.398											
24	3:59.645	29.003	42	4:13.515	3:20.105	Lap 8													
2	4:04.086	46.734	6	5:03.375	3:49.944	8	3:50.940												
7	4:03.424	55.369	Lap 8																
						59	3:49.713	7.032											
						1	3:49.538	12.055											




8-Pre-War Sports Cars-Motor Racing Legend

SPA SIX HOURS Race

Sector Analysis


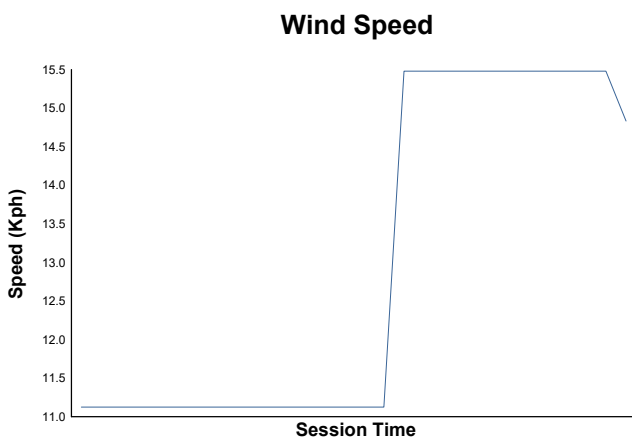
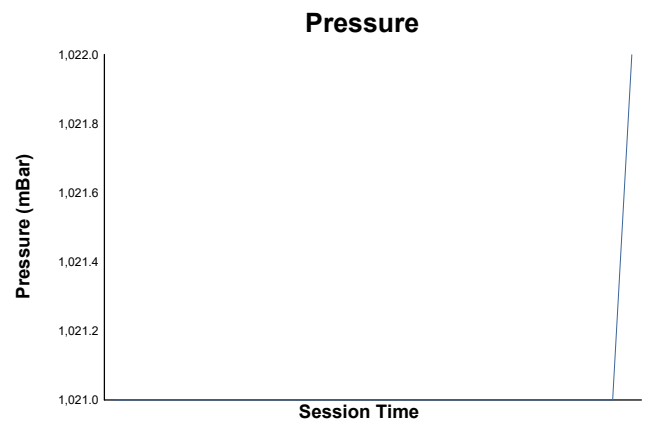
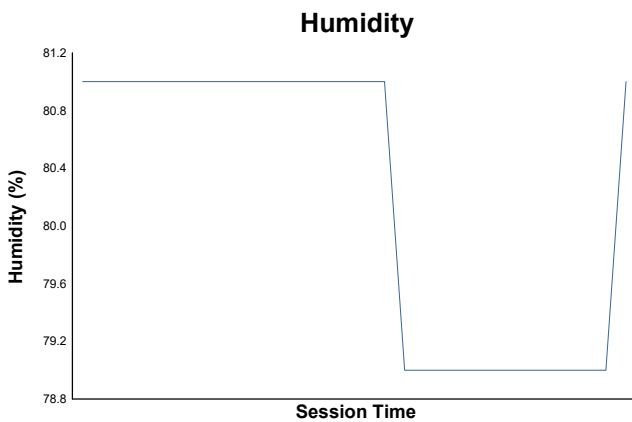
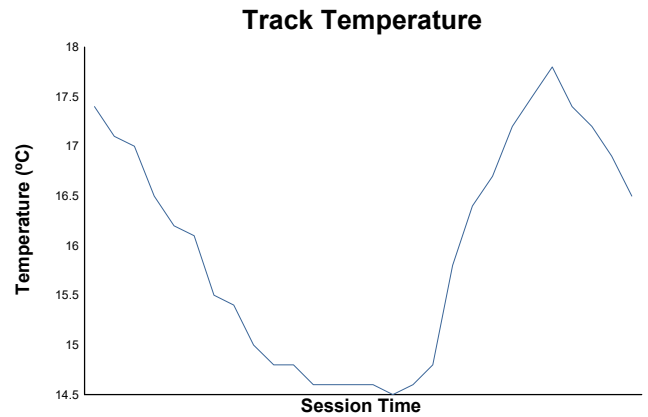
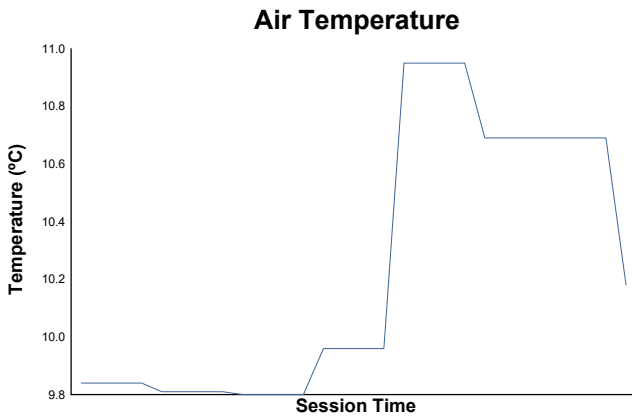
— Invalidated Lap ■ Personal Best ■ Session Best B Crossing the pit lane

Lap	D	Time	Sector 1	Sector 2	Sector 3	T.Spd	Elapsed	Lap	D	Time	Sector 1	Sector 2	Sector 3	T.Spd	Elapsed	
32		1.George ALLEN-ELBOURN 2.William ELBOURN (JNR)						BENTLEY 3/4½ PW2		FRAZER NASH TT Rep PW3						
1	1	4:07.392	1:19.033	1:45.335	1:03.024		4:07.392	1	1	3:36.383					3:36.383	
33		1.Alexander HEWITSON						RILEY 12/4 TT Sprite Rep PW8		1.Robert BEEBEE						
1	1	3:48.228	1:08.475	1:40.198	59.555		3:48.228	2	1	3:37.063					7:13.446	
2	1	3:49.163	1:06.089	1:41.566	1:01.508	139.4	7:37.391	3	1	3:47.968					11:01.414	
3	1	3:57.556	1:07.360	1:46.957	1:03.239	141.4	11:34.947	4	1	3:49.612					14:51.026	
4	1	4:00.878	1:07.853	1:49.308	1:03.717	136.9	15:35.825	5	1	3:58.886B					18:49.912	
5	1	4:08.734B	1:08.426	1:50.203	1:10.105	139.5	19:44.559	6	1	4:21.598					23:11.510	
6	1	4:26.463	1:36.036	1:48.651	1:01.776	136.7	24:11.022	7	1	3:48.089					26:59.599	
7	1	4:01.483	1:08.185	1:49.850	1:03.448	130.9	28:12.505	8	1	3:49.713					30:49.312	
8	1	4:00.520	1:07.676	1:50.087	1:02.757	139.7	32:13.025	9	1	3:50.386					34:39.698	
9	1	3:59.404	1:06.893	1:50.324	1:02.187	136.5	36:12.429	10	1	3:47.889					38:27.587	
10	1	4:00.613	1:06.989	1:50.869	1:02.755	135.8	40:13.042	11	1	3:52.037					42:19.624	
11	1	4:02.271	1:07.073	1:52.194	1:03.004	130.8	44:15.313	144								
35		1.Sue DARBYSHIRE 2.Duncan WOOD						MORGAN Super Aero PW1		1.Paul POCHCIOL						
1	1	3:59.344	1:12.606	1:45.757	1:00.981		3:59.344	1	1	4:03.321	1:13.122	1:47.905	1:02.294		4:03.321	
2	1	3:53.295	1:10.712	1:41.997	1:00.586	135.2	7:52.639	2	1	3:59.304	1:07.960	1:48.413	1:02.931	120.7	8:02.625	
3	1	3:54.327	1:07.816	1:44.691	1:01.820	138.8	11:46.966	3	1	4:03.922	1:07.068	1:51.268	1:05.586	131.4	12:06.547	
4	1	3:54.257	1:08.672	1:44.452	1:01.133	137.4	15:41.223	4	1	4:04.923	1:07.996	1:52.415	1:04.512	125.6	16:11.470	
5	1	4:05.212B	1:07.953	1:45.447	1:11.812	141.5	19:46.435	5	1	4:05.700	1:08.570	1:52.452	1:04.678	120.4	20:17.170	
6	1	4:26.497	1:35.598	1:48.175	1:02.724	137.4	24:12.932	6	1	4:12.940B	1:08.604	1:52.690	1:11.646	135.5	24:30.110	
7	1	3:59.481	1:08.212	1:48.555	1:02.714	140.6	28:12.413	7	1	4:33.594	1:36.895	1:52.747	1:03.952	105.6	29:03.704	
8	1	3:59.564	1:08.447	1:49.045	1:02.072	139.4	32:11.977	8	1	4:03.093	1:07.874	1:52.496	1:02.723	118.2	33:06.797	
9	1	3:57.376	1:08.021	1:47.050	1:02.305	142.1	36:09.353	9	1	4:04.629	1:08.548	1:52.499	1:03.582	126.2	37:11.426	
10	1	3:59.367	1:09.185	1:47.509	1:02.673	140.8	40:08.720	10	1	4:06.171	1:08.750	1:52.379	1:05.042	117.5	41:17.597	
11	1	4:03.448	1:08.978	1:50.132	1:04.338	128.9	44:12.168	11	1	4:29.972	1:08.836	1:57.945	1:23.191	113.8	45:47.569	
42		1.David COOKE						ALFA ROMEO 8C Monza PW5		1.Duncan WILTSHIRE 2.Stuart MORLEY						
1	1	3:58.189	1:11.771	1:44.188	1:02.230		3:58.189	1	1	4:12.545	1:20.577	1:46.296	1:05.672		4:12.545	
2	1	4:07.740	1:12.250	1:49.169	1:06.321	113.8	8:05.929	2	1	4:09.658	1:14.295	1:47.360	1:08.003	126.3	8:22.203	
3	1	4:15.683	1:12.556	1:54.897	1:08.230	127.4	12:21.612	3	1	4:16.763	1:15.413	1:52.082	1:09.268	123.6	12:38.966	
4	1	4:15.236	1:13.719	1:53.863	1:07.654	122.9	16:36.848	4	1	4:19.712	1:17.023	1:53.486	1:09.203	124.0	16:58.678	
5	1	4:23.713B	1:14.718	1:54.394	1:14.601	127.2	21:00.561									
6	1	4:57.369	1:57.526	1:54.302	1:05.541	118.0	25:57.930									
7	1	4:13.515	1:10.928	1:57.336	1:05.251	114.9	30:11.445									
8	1	4:14.029	1:12.520	1:56.406	1:05.103	119.6	34:25.474									
9	1	4:20.289	1:12.872	1:59.932	1:07.485	126.8	38:45.763									
10	1	4:21.249	1:15.159	1:58.379	1:07.711	123.6	43:07.012									



8-Pre-War Sports Cars-Motor Racing Legends SPA SIX HOURS Race

Weather Report



Track Status: **WET**